

NBER WORKING PAPER SERIES

CONTAGION, BANK LENDING SPREADS,
AND OUTPUT FLUCTUATIONS

P.R. Agénor
J. Aizenman
A. Hoffmaister

Working Paper 6850
<http://www.nber.org/papers/w6850>

NATIONAL BUREAU OF ECONOMIC RESEARCH
1050 Massachusetts Avenue
Cambridge, MA 02138
December 1998

We are grateful to Luis Catão for sharing his data with us. Brooks Calvo provided excellent research assistance. The views expressed here are those of the author and do not reflect those of the National Bureau of Economic Research, the International Monetary Fund, or the World Bank.

© 1998 by P.R. Agénor, J. Aizenman, and A. Hoffmaister. All rights reserved. Short sections of text, not to exceed two paragraphs, may be quoted without explicit permission provided that full credit, including © notice, is given to the source.

Contagion, Bank Lending Spreads and Output Fluctuations
P.R. Agénor, J. Aizenman, and A. Hoffmaister
NBER Working Paper No. 6850
December 1998
JEL No. E44, F36, I31

ABSTRACT

This paper studies the effects of contagion on bank lending spreads and output fluctuations in Argentina. The first part presents the analytical framework, which analyzes the determination of bank lending spreads in the presence of verification and enforcement costs of loan contracts. The second part presents estimates of a vector autoregression model that relates the ex ante bank lending spread, the cyclical component of output, the real bank lending rate, and the external interest rate spread. The effects of a contagious shock (modeled as a positive historical shock in the external interest rate spread) are analyzed using generalized impulse response functions. The shock is shown to lead to an increase in domestic spreads and a reduction in the cyclical component of output. These results are consistent with the predictions of our analytical framework.

P.R. Agénor
Research Department
International Monetary Fund
Washington DC 20433

J. Aizenman
Department of Economics
Dartmouth College
Hanover, NH 03755
and NBER
j.aizenman@dartmouth.edu

A. Hoffmaister
Research Department
International Monetary Fund
Washington DC 20433

1 Introduction

Argentina faced a severe economic downturn in 1995 and early 1996. Output, domestic credit, and stock prices fell dramatically. A massive shift away from peso-denominated deposits was associated with large capital outflows, a sharp drop in official foreign reserves and a contraction of the monetary base. Unemployment peaked at almost 19 percent in May 1995 and remained high in subsequent months. The liquidity crunch led to a sharp rise in bank lending rates, on both peso- and US dollar-denominated loans. At the same time, the spread between the lending rates on peso- and US dollar-denominated loans widened significantly between February and May 1995 (as shown in Figure 1), reflecting an increase in the perceived risk of a collapse of the currency board regime introduced in 1991 and a subsequent large exchange rate depreciation. The spread between deposit and lending rates, both in pesos and in US dollars, also increased sharply.

The timing and severity of the economic downturn in Argentina was associated to an adverse external financial shock—an abrupt change in market sentiment regarding the country’s economic prospects, triggered by expectations that the currency board regime would collapse. Various observers attributed this phenomenon to a contagion effect triggered by the Mexican peso crisis of December 1994. Our analysis follows this perspective and models contagion as a temporary increase in the risk premium faced by domestic borrowers on world capital markets—that is, an increase in external interest rate spreads. This view is, of course, also consistent with a more general interpretation of external shocks. It is reflected in the sharp increase in interest rate spreads (relative to US rates) on liabilities issued by private—as well as public—borrowers from Argentina in the immediate aftermath of the Mexican peso crisis (Figure 1). The real effects of this shock are analyzed both analytically and empirically, in a model that incorporates a link between bank credit and the supply side through firms’ demand for working capital (an important feature of Argentina’s financial system), domestic interest rate

spreads, and real lending rates.¹

In general, spreads between lending and deposits rates in most developing countries tend to be relatively large for a variety of reasons—including high required reserve ratios, a limited degree of competition in the financial system, low productive efficiency of financial institutions, and selective credit and interest controls that require these institutions to undertake a substantial amount of concessionary lending. Several studies, in particular, have emphasized the role of market structure.² In a recent empirical study of the determinants of bank spreads in Argentina, for instance, Cãtao (1998) found—using aggregate monthly data for the period June 1993–July 1997—that spreads are positively influenced by the degree of market concentration.³ He interprets this result as reflecting the fact that most peso borrowers in Argentina cannot arbitrage between domestic and foreign sources of funds, and thus become subject to the monopoly power of local banks. He also found that spreads are also responsive to operating costs and non-performing loans, and to a lesser degree exchange rate risk and the cost of liquidity requirements. Our analysis, by contrast, focuses on the role of external factors, in addition to default risk. In contrast to existing studies, we focus on the role of domestic interest rates in the transmission process of external shocks to output.

The remainder of the paper proceeds as follows. Section II presents the

¹As documented for instance by Rojas-Suárez and Weisbrod (1995), banks account for between 50 and 90 percent of the financing needs of firms in Latin American countries. Edwards and Végh (1997), Greenwald and Stiglitz (1993), and Isard et al. (1996) also develop models which explicitly account for the link between firms' working capital needs and bank credit.

²Among recent studies of the determinants of bank spreads are Barajas, Steiner, and Salazar (1998) for Colombia, Demirgüç-Kunt and Huizinga (1998) for a large group of countries. Early studies include Ho and Sanders (1981), and Hanson and de Resende Rocha (1986).

³Catão uses, as we do in our empirical analysis, *ex ante* (or contract) interest rates, rather than *effective* interest rates (obtained from the income statements of commercial banks). As is well known, these two measures can differ markedly in a setting where the incidence of nonperforming loans is high and refinancing operations are widespread.

analytical framework, which describes the determination of domestic bank lending spreads in the presence of verification and enforcement costs associated with loan contracts. The analysis shows how domestic financial intermediation spreads are related to default probabilities, underlying domestic shocks, and external spreads. Section III estimates a vector autoregression model using monthly data for Argentina (for the period June 1993-June 1998) that relates the ex ante bank lending spread, the cyclical component of output, the real bank lending rate, the effective reserve requirement ratio, and the external interest rate spread. Generalized variance decompositions are discussed in Section IV. Section V uses generalized impulse response functions to analyze the effects of a contagious shock, defined as an increase in the external spread. Section VI summarizes the main results of the analysis and offers some concluding remarks.

2 The Analytical Framework

The credit channel provides a key transmission mechanism of macroeconomic shocks in developing countries. This channel impacts directly on producers who finance their working capital needs via the banking system. Banks engage frequently in costly monitoring and supervision of creditors' performance, to ensure the proper use of credit, and its timely repayment. As the frequency of costly monitoring increases in turbulent times, the credit channel provides a natural way to model the effects of macroeconomic shocks and volatility on economic activity in developing countries. This section outlines a simplified version of the analytical framework developed by Agénor and Aizenman (1998*a*, 1998*b*), which highlights the impact of productivity and external cost of credit shocks on domestic output.⁴

⁴The Agénor-Aizenman framework combines the costly state verification approach pioneered by Townsend (1979) and the model of limited enforceability of contracts used in the external debt literature, as in Eaton et al. (1986), Bulow and Rogoff (1989), and Helpman (1989).

We consider an economy where risk-neutral banks provide intermediation services. Agents (producers) demand credit from banks (lenders) to finance their working capital needs. Producers who lack access to the equity market rely on bank credit to finance the cost of variable inputs, which must be paid prior to production and the sale of output. Output is subject to random productivity shocks. The realized productivity shock is revealed to banks only at a cost. In the event of default by any given producer on its bank loans, the creditor seizes a fraction of the realized value of output. Seizing involves two types of costs: first, verifying the net value of output is costly; second, enforcing repayment requires costly intervention of the legal system.

Future output of producer i is given by

$$y_i = M_i^\beta (1 + \delta_0 + \delta_m + \varepsilon_i), \quad 0 < \beta < 1, \quad |\varepsilon_i| \leq \Gamma < 1, \quad (1)$$

where M_i denotes the variable input (which may consist of labor or raw materials) used by producer i , ε_i is the realized i.i.d. productivity shock, $1 + \delta_0$ is expected productivity, and δ_m is the realized common macroeconomic shock, which is assumed to be distributed binomially:

$$\delta_m = \begin{cases} \nu & \text{probability 0.5} \\ -\nu & \text{probability 0.5} \end{cases}.$$

The contractual interest rate on loans made to producer i is r_L^i . We assume that each producer must finance variable input costs prior to the sale of output, and that no one can issue claims on his or her capital stock. Consequently, producer i 's variable costs are $(1 + r_L^i)p_m M_i$, where p_m is the relative price of the variable input.

We assume that the bank has information about the input choice of the producer and determines the interest rate such that the expected net repayment equals the cost of credit. Each bank is assumed to deal with a large number of independent producers, allowing the bank to diversify the idiosyncratic risk, ε_i . Henceforth we also assume that no default would occur in

the good state of the macro shock, but that (at least) some producers will default partially in the bad state of the aggregate shock.⁵ A producer will default if

$$\kappa M_i^\beta (1 + \delta_0 - \nu + \varepsilon_i) < (1 + r_L^i) p_m M_i. \quad (2)$$

The left-hand side of equation (2) is the producer's repayment following a default, whereas the right-hand side is the contractual repayment. We denote by ε_i^{max} the highest productivity shock leading to default—that is, the value of ε_i for which (2) holds as an equality:

$$\kappa M_i^\beta (1 + \delta_0 - \nu + \varepsilon_i^{max}) = (1 + r_L^i) p_m M_i. \quad (3)$$

If default never occurs, ε_i^{max} is set at the lower end of the support ($\varepsilon_i^{max} = -\Gamma$). In case of default, the bank's net revenue is the producer's repayment minus the state verification and contract enforcement cost, assumed to be proportional to the cost of borrowed funds:⁶

$$\kappa M_i^\beta (1 + \delta_0 + \varepsilon_i) - c_i p_m M_i (1 + r^*), \quad (4)$$

where $0 < c_i < 1$.

We assume that banks have access to an elastic supply of funds, at a real cost of r^* .⁷ Assuming that banks are risk neutral and competitive, the

⁵The key results of our discussion hold even if this assumption is not valid. This assumption is equivalent to

$$\kappa M_i^\beta (1 + \delta_0 + \nu - \Gamma) > (1 + r_L^i) p_m M_i > \kappa M_i^\beta (1 + \delta_0 - \nu - \Gamma),$$

and will hold if the degree of volatility of the aggregate shock (as measured by ν) is significant enough.

⁶The cost c_i is paid by banks in order to identify the productivity shock ε_i , and to enforce proper payment. The analysis is more involved if some costs are paid *after* obtaining the information about ε_i . In these circumstances, banks will refrain from forcing debt repayment when realized productivity is below an “enforcement threshold.” For simplicity of exposition, we refrain from modeling this possibility. We ignore also all other real costs associated with financial intermediation. Adding these considerations would not modify the key results discussed below.

⁷This source of funds may be credit provided by foreign banks, as modeled by Agénor and Aizenman (1998b).

contractual interest rate is determined by an expected break-even condition, derived in Appendix I. As also shown there, the contractual interest rate, r_L^i , is determined by a mark-up rule. r_L^i exceeds the bank's cost of funds, r^* , by the sum of two terms: the first is the expected revenue lost due to partial default in bad states of nature, and the second measures the expected state verification and contract enforcement costs.⁸ In the particular case in which the aggregate shock follows a uniform distribution, the spread (A2) is characterized by a quadratic equation, which can be combined with (3) to derive a reduced-form solution for the probability of default and for the domestic interest rate.

In general, the domestic interest rate/external cost of credit curve, plotted in the $r_L^i-r^*$ space, is backward-bending, and a given r^* can be associated with two values of r_L^i . This follows from the presence of a trade-off between the interest rate and the frequency of full repayment.⁹ The efficient point is associated with the lower interest rate, as more frequent default is associated with a lower expected surplus (see equation (A4) in Appendix I). Henceforth we will assume that competitive banks choose the efficient point, and will ignore the backward-bending portion of the $r_L^i-r^*$ curve. For an internal solution where credit is supplied and where the probability of default is positive, the following proposition can be shown to hold:

Proposition 1 *A higher external cost of credit, r^* raises domestic interest rates and the bank lending spread, and reduces expected output.*

As discussed in Appendix I, the magnitude of these effects increases with the responsiveness of the domestic interest rate to the cost of funds for banks, $\partial r_L^i/\partial r^*$, and are maximized as we approach the backward-bending portion of the supply of credit facing producers.

⁸Appendix I also derives the producer's expected net income, and indicates that the optimal level of use of the variable input, M_i , is found by maximizing that expression.

⁹A higher interest rate would increase the probability of default, implying that the net effect of a higher interest rate on the expected repayment is determined by elasticity considerations.

3 VAR Estimation and Analysis

We now apply the analytical framework developed above to an analysis of Argentina's experience in the immediate aftermath of the 1994 Mexican peso crisis. The model's explicit account of the role of external financial shocks in the determination of domestic interest rates and output makes it particularly suitable for that purpose. To implement our framework empirically we use vector autoregression (VAR) techniques and focus on the following variables: the external interest rate spread, ES , the domestic interest rate spread on peso-denominated assets and liabilities, DS , the real lending rate, RL , and output deviations from trend, $\ln(y/y_T)$, where the trend component y_T is obtained by applying the Hodrick-Prescott filter. Appendix II provides precise data definitions.¹⁰

The VAR model is estimated with monthly data from January 1993 through June 1998. In addition to the variables listed above, we considered an expanded VAR model with the average effective reserve requirement rate, in an attempt to control for changes in the cost of financial intermediation.¹¹ Although reserve requirement rates did change significantly during the sample period, the results obtained from this expanded model were not qualitatively different from the those obtained from the smaller version. Given the relatively short sample size, we opted to present the results based on the more parsimonious version of the model. The number of lags included in the estimated model (as discussed in Appendix II) was set to three months.

To provide empirical evidence on the analytical framework, we use generalized VAR techniques that are based on reconsidering what impulse response

¹⁰The results of augmented Dickey-Fuller and Phillips-Perron unit root tests are mixed due to the relatively short time span by the sample period over which they are done; the series are taken, nonetheless, to be stationary on economic grounds (see Campbell and Perron, 1991).

¹¹Of course, various other factors (such as changes in taxation of financial services) may affect domestic lending spreads, in addition to reserve requirement rates. Our analysis implicitly takes these factors as given. This assumption is appropriate to the extent that such factors fluctuate relatively little within the sample period.

functions (IRFs) and variance decompositions are meant to uncover. Koop, Pesaran, and Potter (1996) argue that the notion of IRFs (and variance decompositions) should be re-examined, and proposed to change the focus from “pure” structural shocks identified by orthogonalizing VAR innovations, to an understanding of what a historical innovations suggests about the dynamics in the data. Typically, these historical innovations are not orthogonal, but contrary to the VAR (innovations) regression residuals, embody the full information of the contemporaneous correlation of these residuals. This makes them particularly useful to study the “stylized” facts of the underlying data. Moreover, generalized IRFs (and generalized variance decompositions) are unique, that is, not subject to ordering/compositional effects of standard orthogonal analysis.

To illustrate generalized VAR analysis consider the moving average representation of the a VAR model:

$$y_t = C(L)^{-1}\mu_t, \quad (5)$$

where $y'_t = [ES_t, DS_t, RL_t, \ln(y_t/y_T)]$ and μ_t is distributed (multivariate) normal, that is, $N(0, \Omega)$. This implies that y_t is also normal with zero mean and covariance matrix $C(L)^{-1}\Omega C(L)^{-1'}$. Rather than orthogonalizing the VAR innovations in equation (5), generalized VAR analysis considers the conditional expectation of y_t given a specific shock to μ_t .

For sake of argument, consider the generalized (or average) effect on y_t of the historical shock that is of particular interest in this study, a shock to the ES_t , specifically $\mu_{ES,t}$. This effect is obtained by taking the expectation of equation (5) conditional on the shock $\mu_{ES,t} = v$,

$$GIR(Y_t, \mu_{ES,t} = v) = E[Y_t \mid \mu_{ES,t} = v, \Omega] = C(L)^{-1}E[\mu \mid \mu_{ES,t} = v, \Omega],$$

and given the properties of the multivariate normal distribution:

$$GIR(Y_t, \mu_{ES,t} = v) = C(L)^{-1}\Omega_{ES} \cdot \sigma_{ES,ES}^{-1} \cdot v, \quad (6)$$

where Ω_{ES} is the column of Ω corresponding to ES , and $\sigma_{ES,ES}$ is the variance of the innovation in ES . Note that although v could be any value, it seems natural to set it equal to its historical value: the standard error of the ES shock, $\sigma_{ES,ES}^{1/2}$.

In general, the GIR in equation (6) will differ from the standard impulse responses. However, the GIR in (6) will be numerically equivalent to the Choleski decompositions when the ES is placed first in the ordering, or in the special case when the innovations in u_t are mutually orthogonal. Aside from these numerical equivalencies, generalized VAR analysis is a conceptually different construct. Generalized VAR analysis is intended to reveal to the analyst how the VAR model behaves following a specific shock, conditional on the historical information available in the sample. Likewise, generalized variance decompositions are intended to provide the “share” of the movements of a specific series associated with historical shocks. Neither generalized IRFs nor generalized variance decompositions intend to uncover the effect of “structural” shocks as in standard VAR analysis, and thus historical shocks are not orthogonal. In this sense, generalized VAR analysis provides “stylized facts” about the VAR model that fully accounts from the dynamics and historical correlations present in the data, that in turn can be compared to the predictions of the analytical framework discussed above. Note that the fact that the generalized shocks are not orthogonal implies that the variance decompositions do not generally add up to 100 percent.

4 Generalized Variance Decompositions

Table 1 presents the generalized variance decompositions (GVDs) for the variables in the system. At a forecast horizon of less than twelve months, movements in the external spread are primarily associated with its own historical shocks. At longer forecast horizons, historical shocks associated with the cyclical component of output and with the domestic spread play a more sub-

stantial role. These results are consistent with the analytical framework presented above and the extended framework developed by Agénor and Aizenman (1998*a*), in which external spreads have an endogenous component—reflecting the probability of default of domestic producers on their liabilities to domestic banks and the risk of domestic banks defaulting on their foreign loans.¹² More generally, these results are also consistent with the view that domestic economic conditions affect movements in external spreads through their effect on market sentiment or expectations.

At short horizons, movements of domestic spreads are also greatly influenced by their own historical shocks. At a forecast horizon of less than six months, these shocks explain the bulk of the movements in *DS*. At longer forecast horizons (beyond 6 months), historical shocks to the real lending rate play a greater role in explaining these movements. To a much larger extent, this is also true for the external spread and the cyclical component of output—with each accounting for about the same share of the movements in the domestic spread at a horizon of 24 months. Again, these results are consistent with the theoretical framework discussed above and our main proposition; shocks to both external spreads and output affect the capacity of domestic firms to repay, thereby raising banks' perceived risk of default.

As is the case with external and domestic spreads, cyclical movements in output are mostly explained by its own historical shocks at forecast horizons less than six months, explaining in excess of 75 percent of its movements. At longer forecast horizons, historical shocks associated with the external spread play a substantial secondary role, accounting for some 25 percent of cyclical movements in output at a forecast horizon of 24 months. Shocks to domestic spreads, by contrast, account for about half as much as shocks to

¹²Note also that the analytical framework predicts that shocks to output and domestic spreads are correlated, because the latter variable reflects the probability of default (which is itself related to output shocks). Recall, however, that since generalized VAR analysis focuses on nonorthogonal shocks, it is not valid to add up their shares to obtain a measure of their combined effect.

external spreads in explaining output movements. A rather puzzling fact is that shocks to the real lending rate account for a relatively small proportion of cyclical movements in output.¹³ One possible explanation is that our index of output (industrial production) reflects essentially output of traded goods; to the extent that producers of traded goods have a greater access to world capital markets (because of their ability to post collateral in foreign currency terms), one would expect a limited effect of the cost of borrowing on domestic capital markets.

Movements in the real lending rate are greatly influenced by their own historical shocks at all horizons, explaining in excess of 80 percent of its movements. Shocks to domestic spreads and to the real lending rate play a secondary and tertiary role respectively in accounting for movements in the real lending rate, accounting respectively about 15 and 10 percent of the movements in the real lending rate and shocks to the cycle.

5 External Spread Shock

Figure 2 shows the generalized impulse responses (GIRs) for the variables of the system to a positive historical shock in the external spread. As discussed in the introduction, this experiment can be viewed as one way of capturing “pure” (expectations-related) contagion effects, triggered by events taking place elsewhere in the region or the world. Of course, as also noted earlier, a more general interpretation of this experiment is possible; it can be viewed simply as reflecting an adverse external financial shock.

GIRs and their one-standard error bands are shown for each variable.¹⁴

¹³We attempted to measure the real lending rate by using various proxies for the expected inflation rate (lagged, current and one-period ahead actual values). This did not change significantly our results.

¹⁴In all figures the dotted lines for the GIRs show one standard error band in each direction and are based on 1000 Monte Carlo replications. In each replication we sampled the VAR coefficients and the covariance matrix from their posterior distribution. From these replications we calculated the square root of the mean squared deviation from the impulse response in each direction. By construction, these bands contain the impulse

As indicated earlier, GIRs are obtained as the conditional distribution of each shock in the system and thus provide the dynamic responses of the variables in the VAR model that accounts for all of the historical information in the data sample. As illustrated in equation (6), the GIR to an external spread shock shows the evolution of variables in the model corresponding to “historically correct” shock to external spreads that explicitly accounts for all the contemporaneous movements of the other shocks in the model. As noted in Section III, this is numerically equivalent to the traditional Choleski decomposition when the external spread “moves first,” that is, when the external spread shock occurs before other shocks.

As shown in the figure, a one-standard deviation shock to external spreads of roughly 120 basis points leads in the next period to an increase in the domestic spread by only 20 basis points. Whereas the response of the external spread lasts just over a year, the response of the domestic spread lasts for about half as long. The first finding is consistent with an extended version of the model presented in Section II to account for two levels of financial intermediation, along the lines of Agénor and Aizenman (1998*a*). In that paper, the process of financial intermediation is viewed as consisting of two stages: foreign banks provide credit to domestic banks, and domestic banks provide the intermediation services to domestic investors. The analysis shows that each spread is determined by similar considerations—it equals the expected revenue lost due to partial default, and the cost of financial intermediation, at the given level of intermediation. This extended model can explain the finding reported above, if the exogenous shock to the external spread indicates that the likelihood of external default increases by more than the likelihood of internal default. This may be the case if the shock is due to contagion associated with asymmetric information—that is, if Argentina’s perceived country risk by foreign lenders increased by more than the riskiness of business in Argentina for domestic lenders.

response function but are not necessarily symmetric.

Movements in the cyclical component of output become significantly negative after a month and display a degree of persistence that is similar to that observed for the external spread.¹⁵ The response of the real lending rate is positive but imprecisely measured. The initial rise in that variable is consistent with an increase in the domestic spread that is brought about through a rise in the nominal lending rate that exceeds the rise in the nominal deposit rate, with inflation displaying some degree of inertia on impact. Alternatively, it is also consistent with a situation in which the fall in the cyclical component of output leads not only to a drop in both domestic rates (with the fall in the nominal deposit rate exceeding the fall in the nominal lending rate) but also to a drop in inflation, associated with a contraction in aggregate demand.

6 Summary and Conclusions

The purpose of this paper has been to study the effects of contagious shocks on domestic bank lending spreads and output fluctuations in Argentina. The analytical framework, which was presented in Section II, analyzed the determination of bank lending spreads in the presence of verification and enforcement costs of loan contracts. Section III presented estimates of a vector autoregression model that relates the ex ante bank lending spread, the cyclical component of output, the real bank lending rate, and the external interest rate spread. Generalized variance decompositions, presented in Section IV, showed in particular, that at short horizons (less than 6 months) movements

¹⁵Note that on impact, the response of the cyclical component of output is a perverse blip that is reversed very quickly. As noted in Section III, generalized IRF's embody the full information of the contemporaneous correlation in the VAR innovations and consequently and contrary to standard IRF's, none of these correlation are set to zero. Recall that generalized IRFs are numerically equivalent to traditional Choleski IRFs when the variable of interest is place first in the ordering. In this context, the perverse output blip on "impact" essentially reflects the positive contemporaneous correlation between the VAR innovations in ES and those in $\ln(y/y_T)$ during the sample period (see Table A1) that is "picked up" by the generalized IRFs.

of domestic spreads are greatly influenced by their own historical shocks. At longer forecast horizons, the external spread and the cyclical component of output played a greater role in explaining these movements. The effects of a contagious shock, modeled as a positive historical shock in external interest rate spreads, were analyzed in Section V using generalized impulse response functions. The results indicated that such a shock led to an increase in domestic spreads and a reduction in the cyclical component of output. Both results are consistent with the predictions of our analytical framework. The results also showed that the response of the domestic spread with respect to the foreign spread is well below one; we argued that this prediction is consistent with an extended version of the model presented here (Agénor and Aizenman, 1998*a*).

The experience of the emerging markets in the nineties provides new challenges for economists, requiring us to reassess our understanding of the transmission mechanism from financial markets to real economic activity. The empirical results of our paper are consistent with the notion that financial volatility has adverse consequences in economies where banks and debt contracts are widely used to finance investment. Our results provide tentative support for the predictions of models based upon the notion of costly financial intermediation. Further research is needed to validate these results for other countries, and to identify their policy implications.

Appendix I

The effect of Output and External Shocks

As noted in the text, we assume that banks have access to an elastic supply of funds, at a real cost of r^* . With competitive and risk-neutral banks, the contractual interest rate is determined by the expected break-even condition:¹⁶

$$(1 + r^*)p_m M_i = 0.5 \left\{ (1 + r_L^i)p_m M_i + \int_{\varepsilon_i^{max}}^{\Gamma} [(1 + r_L^i)p_m M_i] f(\varepsilon) d\varepsilon \right. \\ \left. + \int_{-\Gamma}^{\varepsilon_i^{max}} [\kappa M_i^\beta (1 + \delta_0 - \nu + \varepsilon) - c_i p_m M_i (1 + r^*)] f(\varepsilon) d\varepsilon \right\}, \quad (A1)$$

where $f(\varepsilon)$ is the density function. Using (3) and (A1), the interest rate spread can be shown to be given by

$$r_L^i - r^* = \frac{0.5 \int_{-\Gamma}^{\varepsilon_i^{max}} [\kappa M_i^\beta (\varepsilon_i^{max} - \varepsilon)] f(\varepsilon) d\varepsilon}{p_m M_i} + \frac{0.5 c_i p_m M_i (1 + r^*) \int_{-\Gamma}^{\varepsilon_i^{max}} f(\varepsilon) d\varepsilon}{p_m M_i}. \quad (A2)$$

The contractual interest rate, r_L^i , is determined by a mark-up rule. r_L^i exceeds the bank's cost of funds, r^* , by the sum of two terms: the first is the expected revenue lost due to partial default in bad states of nature, and the second measures the expected state verification and contract enforcement costs.

The producer's expected net income equals

$$(1 + \delta_0) M_i^\beta - 0.5 \left\{ (1 + r_L^i) p_m M_i + \int_{\varepsilon_i^{max}}^{\Gamma} [(1 + r_L^i) p_m M_i] f(\varepsilon) d\varepsilon \right. \\ \left. + \int_{-\Gamma}^{\varepsilon_i^{max}} [\kappa M_i^\beta (1 + \delta_0 - \nu + \varepsilon)] f(\varepsilon) d\varepsilon \right\}. \quad (A3)$$

Using (A1), we can simplify (A3) to

$$(1 + \delta_0) M_i^\beta - (1 + r^*) p_m M_i - 0.5 c_i p_m M_i (1 + r^*) \int_{-\Gamma}^{\varepsilon_i^{max}} f(\varepsilon) d\varepsilon. \quad (A4)$$

¹⁶In what follows we drop the subscript i on ε to simplify notations.

The optimal level of use of the variable input, M_i , is found by maximizing (A4).

In the particular case in which the aggregate shock follows a uniform distribution, $-\Gamma \leq \varepsilon < \Gamma$, the spread (A2) is characterized by a quadratic equation, given by

$$r_L^i - r^* = 2\Gamma \frac{\kappa M_i^\beta \Phi_i^2}{p_m M_i} + c_i(1 + r^*)\Phi_i, \quad (\text{A5})$$

where $\Phi_i = (\Gamma + \varepsilon_i^{max})/4\Gamma$ is the probability of default. Combining the above equation with (3) one can infer a reduced form solution for the probability of default and for the domestic interest rate.

To establish the derivations in Proposition I proceeds as follows. Using (3) and (A5), we infer that the probability of default is determined by

$$\begin{aligned} 2\Gamma \kappa M_i^\beta \Phi_i^2 + \{c_i(1 + r^*)p_m M_i - 4\kappa M_i^\beta \Gamma\} \Phi_i + (1 + r^*)p_m M_i \\ - \kappa M_i^\beta (1 + \delta_0 - \nu - \Gamma) = 0. \end{aligned} \quad (\text{A6})$$

This is a quadratic equation, yielding 2 interest rates in the relevant range. Henceforth we assume that competitive forces induces banks to offer the lower interest rate, leading to a probability of default of

$$\Phi_i = \frac{H - \sqrt{Z}}{4\kappa M_i^\beta \Gamma}, \quad (\text{A7})$$

where

$$H = 4\kappa M_i^\beta \Gamma - c_i(1 + r^*)p_m M_i, \quad Z = H^2 - 8\kappa M_i^\beta \Gamma \Lambda,$$

$$\Lambda = (1 + r^*)p_m M_i - \kappa M_i^\beta (1 + \delta_0 - \nu - \Gamma).$$

Using (A6) and (3), we infer that

$$dr_L^i/dr^* = 4\kappa M_i^\beta \Gamma / \sqrt{Z}. \quad (\text{A8})$$

Hence, we operate on the upward-sloping portion of the supply of credit as long as $H > \sqrt{Z}$ and $Z \geq 0$. We approach the backward-bending part of the curve as $Z \rightarrow 0$. Henceforth we assume that this condition holds.

The first-order condition determining the demand for the variable input is inferred from (A4) as

$$\frac{d\Pi}{dM_i} = (1 + \delta_0)\beta M_i^{\beta-1} - (1 + r^*)p_m c_i [\Phi_i + M_i(\frac{\partial \Phi_i}{\partial M_i})] = 0. \quad (\text{A9})$$

Applying the implicit function theorem to (A9), and using the second order-condition for profits maximization, we infer that

$$sg[\frac{dM_i}{dr^*}] = -sg[\frac{d^2\Pi/(dx dM_i)}{d^2\Pi/dM_i^2}] = sg[\frac{d^2\Pi}{dr^* dM_i}]. \quad (\text{A10})$$

This result implies that, to establish that $dM_i/dr^* < 0$, it suffices to show that $d^2\Pi/(dx dM_i) < 0$. Applying (A9) we infer that

$$\frac{d^2\Pi}{dr^* dM_i} = -\frac{(1 + \delta_0)\beta M_i^{\beta-1}}{1 + r^*} - (1 + r^*)p_m c_i [\frac{\partial \Phi_i}{\partial r^*} + M_i(\frac{\partial^2 \Phi_i}{\partial M_i \partial r^*})]. \quad (\text{A11})$$

Applying (A7), and collecting terms, it follows that

$$\frac{\partial \Phi_i}{\partial r^*} = \frac{M_i}{\sqrt{Z}} [1 + \frac{c_i(H - \sqrt{Z})}{4\kappa M_i^\beta \Gamma}] = \frac{M_i}{\sqrt{Z}} (1 + c_i \Phi_i). \quad (\text{A12})$$

$$\frac{\partial^2 \Phi_i}{\partial M_i \partial r^*} = \frac{1 + (1 - \beta)c_i \Phi_i}{\sqrt{Z}} - \frac{M_i(\partial Z/\partial M_i)}{2Z\sqrt{Z}} [1 + \frac{c_i H}{4\kappa M_i^\beta \Gamma}] + \frac{c_i}{\sqrt{Z}} [\beta - \frac{(1 + r^*)c_i}{4\kappa M_i^\beta \Gamma}]$$

Thus,

$$\begin{aligned} & \frac{\partial \Phi_i}{\partial r^*} + M_i(\frac{\partial^2 \Phi_i}{\partial M_i \partial r^*}) = \\ & \frac{M_i}{\sqrt{Z}} \left\{ 2 + (2 - \beta)c_i \Phi_i + c_i [\beta - \frac{(1 + r^*)c_i}{4\kappa M_i^\beta \Gamma}] - \frac{M_i(\partial Z/\partial M_i)}{2Z} [1 + \frac{c_i H}{4\kappa M_i^\beta \Gamma}] \right\} \end{aligned}$$

Using (A7) it can be shown that $M_i(\partial Z/\partial M_i)/2Z < 1$ and $c_i H/4\kappa M_i^\beta \Gamma > c_i \Phi_i$. Applying these 2 results to the above equation it can be verified that

$$\frac{\partial \Phi_i}{\partial r^*} + M_i(\frac{\partial^2 \Phi_i}{\partial M_i \partial r^*}) \geq 0,$$

from which we infer that, indeed, $d^2\Pi/dr^*dM_i < 0$. An Appendix (available upon request) establishes that lower expected productivity, δ_0 , and higher volatility of macroeconomic shocks, ν , raise domestic interest rates and the bank lending spread, and reduces expected output.

Appendix II

Data Sources and VAR Estimation

Data. The data used in this study are at a monthly frequency and cover the period 1993:M6-1998:M6. The variables are measured as follows:¹⁷

- *ES* is the external spread on Brady par bonds. The series is virtually indistinguishable from spreads on Brady discounted bonds, and its movements are highly correlated with external spread on sovereign bonds (as shown in Figure 1). Data were obtained from Merrill Lynch.
- *DS* is calculated as the difference between the nominal lending rate on peso-denominated loans and the deposit rate on. The series were obtained from the Fund's *International Financial Statistics* (line 60*p* and line 60*l*) and from Catão (1998).
- *RL* is calculated as the nominal lending rate on peso-denominated loans at a monthly rate minus monthly inflation, measured by the consumer price index. Raw series were obtained from the Fund's *International Financial Statistics*. (lines 60*p* and 64)
- $\ln(y/y_T)$ measures deviations of industrial output, y , from trend, y_T . y_T is estimated with the Hodrick-Prescott filter, using a value of $\lambda = 1600$ for the smoothing parameter. The industrial output index was obtained from FIEL.

VAR estimation. To determine the number of lags to include in the VAR model, we started by calculating standard lag-length tests, that is Akaike Information Criteria (AIC), Hannan-Quinn (HQ), and Schwarz. These

¹⁷The effective reserve requirement rate, which was used in our preliminary experiments, was calculated by subtracting line 14*a* in the Fund's *International Financial Statistics* from line 14 and dividing by the sum of lines 24 and 25, minus line 14*a*.

tests compare the cost of increasing the lag length (reduced degrees of freedom) to the benefit (increased information extraction from the data). Using a maximum lag length of six, all three tests suggested using six. This presents a problem due to the size of the sample: using the six lags means that each of the five equations would contain 31 ($6*5+1$) coefficients to estimate with 66 monthly observations (January 1993-June 1998). This translates into unacceptably low degrees of freedom and consequently low precision in the estimation. Rather using the six lags as suggested by the tests, we use three lags based on two considerations. First, it is the smallest lag length where the reduced-form innovations are white noise judging by Ljung-Box Q tests for serial correlation (up to order 12). This ensures that the white noise assumption implicit in the estimation procedure is not violated. Second and more importantly, the GIRs and GVDs using three lags are qualitatively the same as those using six lags. Thus, using the shorter lags does not affect the main qualitatively results presented in the paper. Table A1 presents a summary of the estimated VAR equations that underlie the empirical results in the paper.

References

- Agénor, Pierre-Richard, and Joshua Aizenman, "Contagion and Volatility with Imperfect Credit Markets," *IMF Staff Papers*, 45 (June 1998a), 207-35.
- , "Volatility and the Welfare Costs of Financial Market Integration," unpublished, Economic Development Institute, the World Bank (September 1998b). Forthcoming in *Financial Crises: Contagion and Market Volatility*, ed. by Pierre-Richard Agénor, Marcus Miller, David Vines, and Axel Weber, Cambridge University Press.
- Agénor, Pierre-Richard, and "Borrowing Risk and the Tequila Effect," unpublished, International Monetary Fund (October 1997).
- Barajas, Adolfo, Roberto Steiner, and Natalia Salazar, "Interest Spreads in Banking: Costs, Financial Taxation, Market Power, and Loan Quality in the Colombian Case 1974-96," Working Paper No. 98/110, International Monetary Fund (August 1998).
- Bernanke, Ben S., and Mark Gertler, "Agency Costs, Net Worth and Business Fluctuations," *American Economic Review*, 79 (March 1989), 14-31.
- Campbell, John Y., and Pierre Perron, "Pitfalls and Opportunities: What Macroeconomists should Know about Unit Roots," in *NBER Macroeconomics Annual 1991*, ed. by Olivier-Jean Blanchard and Stanley Fischer, MIT Press (Cambridge, Mass.: 1991).
- Catão, Luis, "Intermediation Spreads in a Dual Currency Economy: Argentina in the 1990s," Working Paper No. 98/90, International Monetary Fund (May 1998).
- Demirgüç-Kunt, Asli, and Harry Huizinga, "Determinants of Commercial Bank Interest Margins and Profitability: Some International Evidence," Policy Research Working Paper No. 1913, the World Bank (March 1998).
- Edwards, Sebastian, and Carlos A. Végh, "Banks and Macroeconomic Disturbances under Predetermined Exchange Rates," *Journal of Monetary Economics*, 40 (November 1997), 239-78.
- Eichengreen, Barry, and Ashoka, "What Explains Changing Spreads on Emerging-Market Debt: Fundamentals or Market Sentiment?," unpublished, International Monetary Fund (December 1997).
- Greenwald, Bruce C., and Joseph E. Stiglitz, "Financial Market Imperfections and the Business Cycle," *Quarterly Journal of Economics*, 108 (February 1993), 77-114.
- Hanson, James, and Roberto de Resende Rocha, "High Interest Rates, Spreads and the Cost of Intermediation: Two Studies," Industry and Finance Series

- No. 18, the World Bank (- 1986).
- Ho, Thomas S., and Anthony Sanders, "The Determinants of Bank Interest Margins: Theory and Empirical Evidence," *Journal of Financial and Quantitative Analysis*, 16 (- 1981), 581-600.
- International Monetary Fund, *International Capital Markets: Developments, Prospects, and Key Policy Issues*, International Monetary Fund (Washington DC: November 1997).
- Isard, Peter, Donald J. Mathieson, and Liliana Rojas-Suárez, "A Framework for the Analysis of Financial Reforms and the Cost of Official Safety Nets," *Journal of Development Economics*, 50 (June 1996), 25-79.
- Koop, Gary, M. Hashem Pesaran, and Simon N. Potter, "Impulse Response Analysis in Nonlinear Multivariate Models," *Journal of Econometrics*, 74 (September 1996), 119-47.
- Pesaran, M. Hashem, and Yongcheol Shin, "Generalized Impulse Response Analysis in Linear Multivariate Models," unpublished, Cambridge University (May 1997).
- Rojas-Suárez, Liliana, and Steven Weisbrod, *Financial Fragilities in Latin America: The 1980s and 1990s*, Occasional Paper No 132, International Monetary Fund (October 1995).
- Townsend, Robert M., "Optimal Contracts and Competitive Markets with Costly State Verification," *Journal of Economic Theory*, 21 (October 1979), 265-93.

Table 1. Generalized Variance Decompositions

Months	External Spread (ES)				Domestic Spread (DS)			
	Percentage of the variance associated with historical shocks to				Percentage of the variance associated with historical shocks to			
	ES	DS	$\ln(y/y_T)$	RL	ES	DS	$\ln(y/y_T)$	RL
1	100.0	0.4	2.9	0.0	0.4	100.0	0.4	13.0
2	99.5	0.4	5.2	0.1	4.1	93.9	3.6	11.3
3	95.9	1.5	3.8	1.8	6.5	76.2	4.0	14.0
6	92.8	5.0	6.1	1.3	9.0	60.9	8.6	12.4
9	87.4	8.2	8.4	1.1	8.4	51.2	11.0	14.5
12	81.4	10.3	10.3	1.6	7.4	45.9	11.9	16.8
24	70.5	11.2	12.2	4.7	11.6	40.6	11.3	18.7
	Cyclical Component of Output ($\ln(y/y_T)$)				Real Lending Rate (RL)			
	Percentage of the variance associated with historical shocks to				Percentage of the variance associated with historical shocks to			
	ES	DS	$\ln(y/y_T)$	RL	ES	DS	$\ln(y/y_T)$	RL
1	2.9	0.4	100.0	5.7	0.0	13.0	5.7	100.0
2	2.8	3.0	94.1	6.1	0.1	12.6	8.7	98.6
3	2.6	5.1	87.6	10.0	0.7	14.0	9.0	93.2
6	9.7	5.9	78.2	9.5	1.1	16.0	9.7	90.4
9	19.1	8.0	68.3	8.5	1.4	17.0	10.2	87.8
12	24.8	10.3	61.4	7.5	1.4	17.2	10.4	86.1
24	25.2	12.5	53.0	8.6	2.0	16.9	10.4	84.2

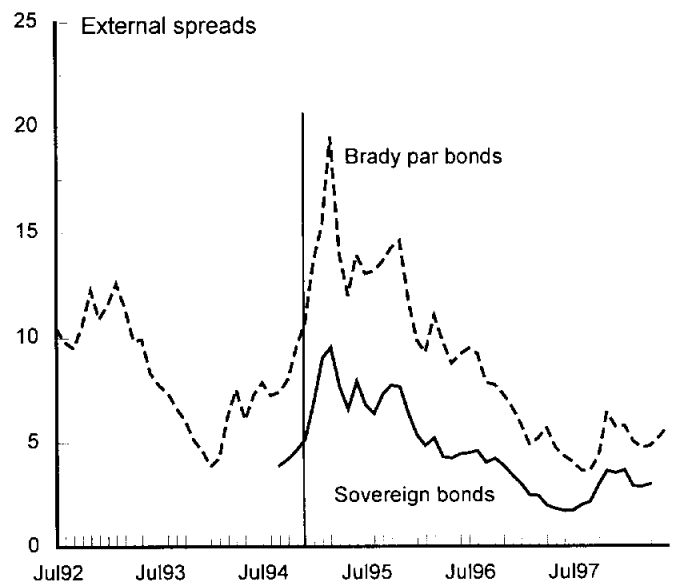
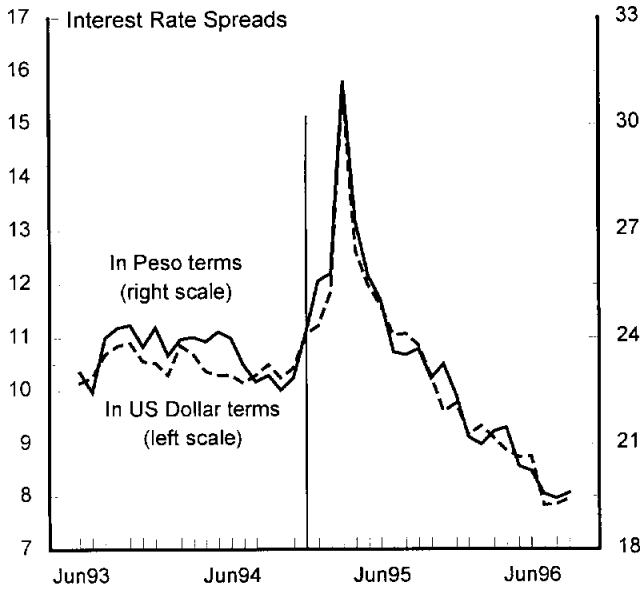
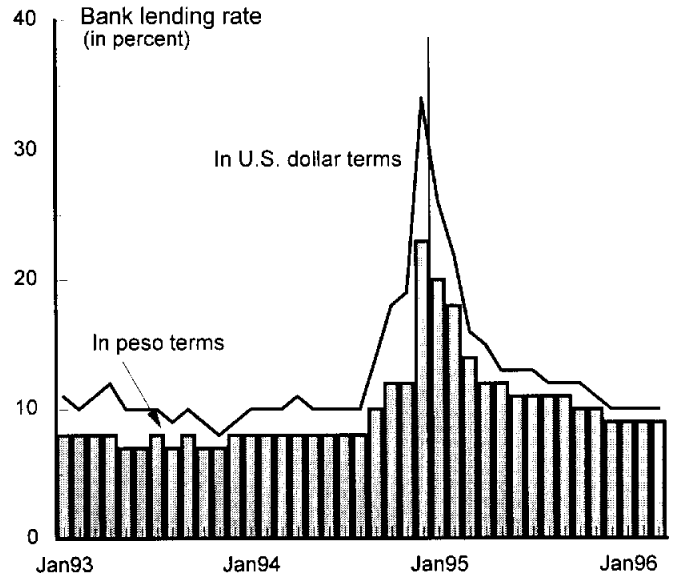
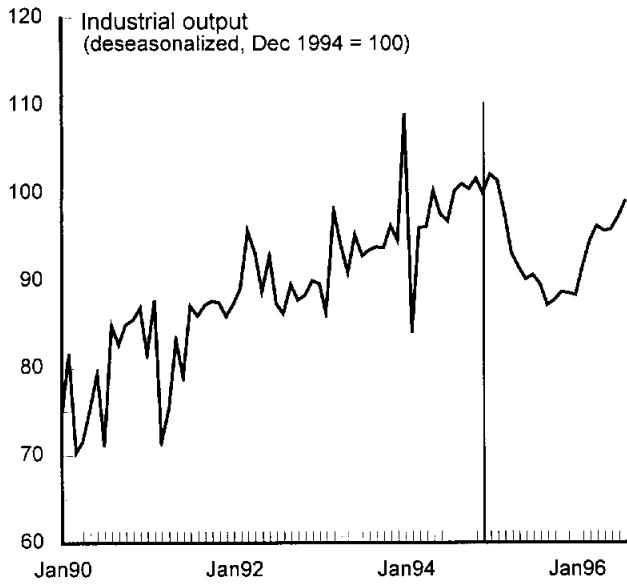
Note: These decompositions are based on the generalized VAR analysis following Koop, Pesaran and Potter (1996) who propose to consider non-orthogonal historical shocks. Consequently the variance decompositions do not add up to 100 percent. The variance decompositions are obtained from a VAR model comprised by the following variables: ES, DS, $\ln(y/y_T)$, and RL. The model is estimated with three lags using monthly data from 1993:M1 through 1998:M6; see Appendix II for details.

Table A1. VAR Estimates, Monthly Observations from January 1993 to June 1998.

	External Spread (ES)	Domestic Spread (DS)	Output ($\ln(y/y_T)$)	Real Lending Rate (RL)
Coefficient of Determination (R^2)	0.883	0.788	0.524	0.326
Adjusted R^2	0.852	0.731	0.397	0.146
Sum of Squared Errors	84.094	54.854	832.493	7.059
Standard Error of Estimate	1.367	1.104	4.301	0.396
Significance of Lagged Regressors:				
External Spread	64.582 *	0.810	1.494	0.111
Domestic Spread	1.474	30.049 *	1.316	1.325
Output	0.707	1.676	2.804 *	0.505
Real Lending Rate	2.148	3.596 *	1.214	3.105 *
Correlation with the VAR innovations of:				
External Spread	1.450	0.062	0.171	0.011
Domestic Spread		0.946	0.059	0.361
Output			14.353	0.239
Real Lending Rate				0.122
Tests for Serial Correlation:				
Breusch-Godfrey	64.89	52.62	9.95	8.84
Ljung-Box Q	91.93	97.12	54.63	56.71

Note: The VAR model is estimated with three lags. The significance tests are F-tests for the joint significance of all of the lags of the corresponding variable; these tests have respectively three and 53 degrees of freedom in the numerator and the denominator. The tests for serial correlation test for serial correlations of up to order 12. An asterisk (*) denotes significant rejection of the respective null hypothesis at the five percent significance level.

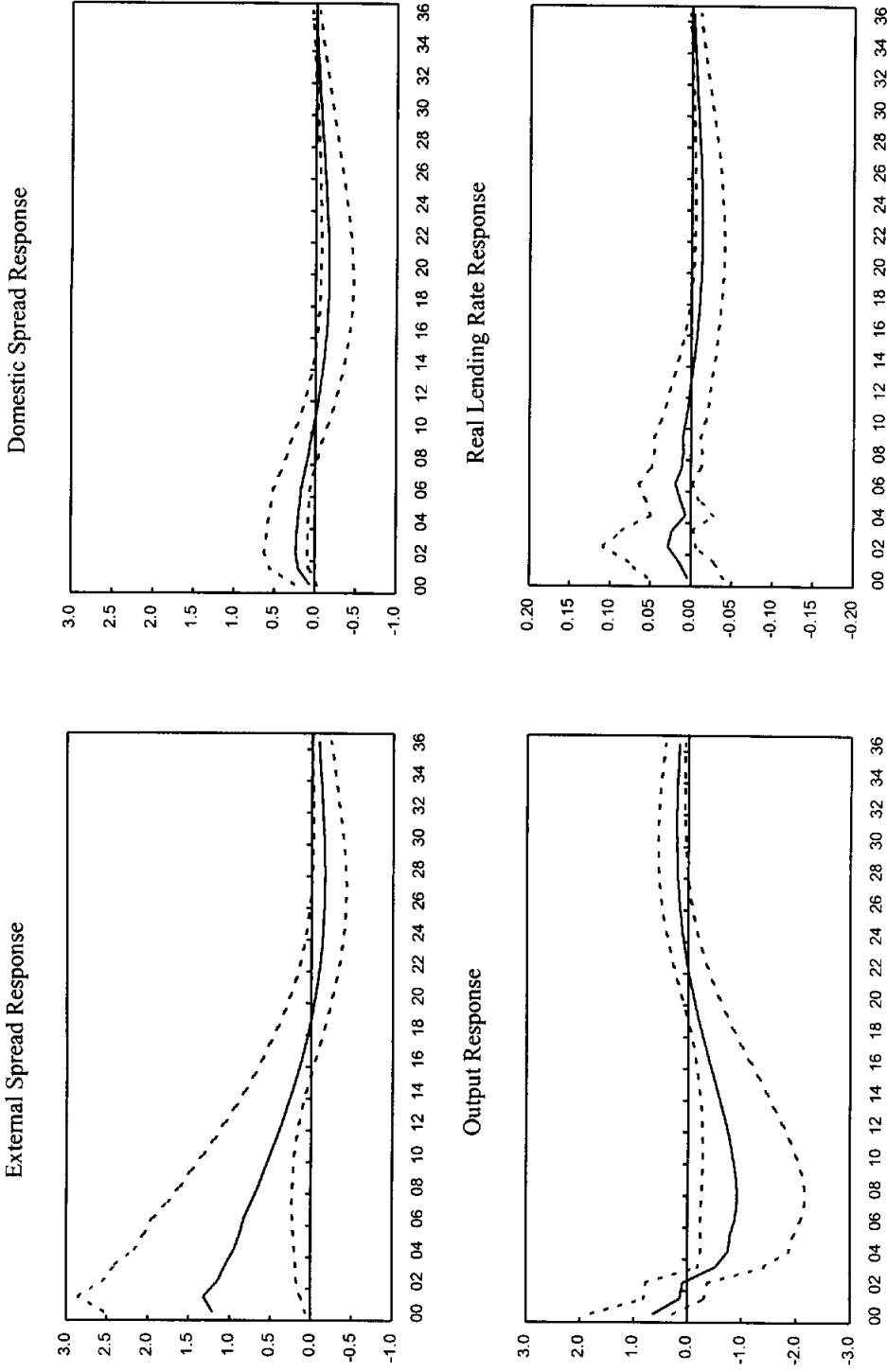
Figure 1
 Argentina: Output and Interest Rates 1/



Sources: FIEL; International Monetary Fund, Bloomberg, Inc., and Merrill Lynch.

1/ The vertical line corresponds to the Mexican peso crisis (December 20, 1994).

Figure 2. Generalized Impulse Responses
(Historical Shock to the External Spread)



Note: The impulse responses were obtained from a VAR model with four variables: the external spread, the domestic spread, output (deviation from trend), and the real lending rate; all variables are measured in percentage points except output which is measured as the percentage deviation from trend output. The shock to the external spread equals the standard deviation of its VAR innovation, 120 basis points. The VAR model is estimated with three lags using monthly data from 1993:M1 through 1998:M6. One standard error band in each direction are based on 1,000 Monte Carlo replications. See appendix for details.