

NBER WORKING PAPER SERIES

EXTERNALITIES AND THE TAXATION OF TOP EARNERS

Henrik Kleven

Working Paper 33345

<http://www.nber.org/papers/w33345>

NATIONAL BUREAU OF ECONOMIC RESEARCH

1050 Massachusetts Avenue

Cambridge, MA 02138

January 2025

I thank John Sturm Becko, Zach Bleemer, Claus Kreiner, Emmanuel Saez, Florian Scheuer, Damian Vergara, and Owen Zidar for comments. I also thank Valentina Andrade for outstanding research assistance. The views expressed herein are those of the author and do not necessarily reflect the views of the National Bureau of Economic Research.

NBER working papers are circulated for discussion and comment purposes. They have not been peer-reviewed or been subject to the review by the NBER Board of Directors that accompanies official NBER publications.

© 2025 by Henrik Kleven. All rights reserved. Short sections of text, not to exceed two paragraphs, may be quoted without explicit permission provided that full credit, including © notice, is given to the source.

Externalities and the Taxation of Top Earners

Henrik Kleven

NBER Working Paper No. 33345

January 2025

JEL No. H21, H23, H24, H31

### **ABSTRACT**

This paper characterizes the optimal taxation of top earners in a world with externalities. It takes a reduced-form approach that spans a broad class of models where top earners create externalities on the economy. The model allows for a flexible relationship between top earnings and the distribution of earnings capacities in the population, including positive externalities (such as innovation) and negative externalities (such as rent-extraction). The model allows for simple optimal tax formulas that clarify the role of different externality patterns. In general, externalities that run from top earners to bottom earners have much stronger tax implications than externalities within the top group. The results are expressed in terms of estimable sufficient statistics and linked to recent evidence on the externalities of top entrepreneurs. A calibration to the US economy suggests that the optimal top tax rate, while lower than the Mirrleesian optimum, remains higher than the current top tax rate.

Henrik Kleven

Department of Economics

Princeton University

238 Julis Romo Rabinowitz Building

Princeton, NJ 08544

and CEPR

and also NBER

kleven@princeton.edu

# 1 Introduction

One of the most central tax policy questions is how to tax the rich (Slemrod 2000; Saez and Zucman 2019; Scheuer and Slemrod 2020). The classic Mirrleesian approach gives an extremely simple answer. The optimal tax rate on top earners is determined by only two parameters: the Pareto parameter of the income distribution and the elasticity of top earnings with respect to the tax rate (Diamond 1998; Saez 2001). The Pareto parameter is directly observable and the earnings elasticity can be estimated using tax reforms. Although the exact magnitude of the earnings elasticity is subject to disagreement, a large empirical literature has narrowed down the plausible range of this parameter (Saez *et al.* 2012). From this perspective, it would appear that the optimal tax treatment of top earners is essentially a settled question. Yet, the public debate remains contentious, with an enormous disparity in views on what is the best policy.

What explains this lack of consensus? A key reason may be that the standard approach leaves out the most central dispute in the public debate: are top earners good or bad for the economy? Are they good or bad for the poor and middle classes? Some argue that top earners create positive externalities through job creation, productivity spillovers, and innovation, leading to trickle-down effects on workers with lower incomes. Others argue that top earners create negative externalities through rent-extraction, political influence, and rat race effects.<sup>1</sup> Lockwood *et al.* (2017) provide a review of the empirical literature studying externalities from top earners, highlighting that the existing estimates are highly uncertain. A recent paper by Jakobsen *et al.* (2024) develops a new approach to estimating externalities using international out-migration by top entrepreneurs, tracing the implications for individual-level, firm-level, and market-level outcomes. We will show how such evidence can be used to inform the optimal taxation of top earners.

On the theoretical side, a number of papers have developed extensions of the Mirrleesian framework that allow for externalities. Most of these papers focus on different forms of rent-seeking. Piketty *et al.* (2014) consider a model in which top earnings reflect a combination of real effort, tax avoidance, and zero-sum wage bargaining, characterizing the optimal top tax rate in terms of elasticities that capture each of these three channels of behavior. Rothschild and Scheuer (2016) develop a model with a rent-seeking sector and a traditional sector, solving for the sector-

---

<sup>1</sup>See for example Stiglitz (2012) and Mankiw (2013) for strongly opposing views on the externalities from top earners.

blind optimal income tax schedule. [Rothschild and Scheuer \(2014\)](#) generalize the analysis to allow for multiple sectors with an arbitrary pattern of externalities across sectors. [Lockwood \*et al.\* \(2017\)](#) present a model where workers choose between different professions, each generating different externalities. If higher-paying professions generate worse externalities, progressive taxation ensures a better allocation of talent across professions. While these papers focus on Pigouvian arguments for taxing the rich more, [Jones \(2021\)](#) focuses on an argument for taxing them less. In his model, innovation drives economic growth and the reward for innovating is a top income, implying that lower top taxes stimulate innovation activity to the benefit of all.<sup>2</sup>

While these papers provide interesting insights, they suffer from an important limitation: they rely on specific models of externalities in a situation with tremendous model uncertainty. It is conceivable that all of the aforementioned externalities (and many more) co-exist and interact. To address this issue, we take a reduced-form approach that is both simpler and more general than existing approaches. The model allows for a flexible relationship between top earnings and the distribution of earnings *capacities* in the population. Externalities may be positive or negative, and they may vary arbitrarily across workers in different parts of the distribution. We derive simple formulas for optimal taxation that do not rely on any specific type of externality, but apply to a large class of externality models.<sup>3</sup> This follows the spirit of the sufficient statistics approach to welfare analysis ([Chetty 2009](#); [Kleven 2021](#)).

Whenever top earners create externalities on each other, changing the top tax rate gives rise to fiscal multiplier effects. The initial effect on top earnings changes earnings capacities within the top group, leading to further changes in top earnings and further externalities. The multiplier process amplifies the initial effect when externalities are positive and dampens it when externalities are negative. We characterize the condition under which this process converges. Given convergence, the total effect is governed by a macro elasticity of top earnings. The macro elasticity is equal to the standard micro elasticity scaled by an estimable externality parameter. It will be larger or smaller than the micro elasticity depending on whether the *net* externality is positive or negative. The multiplier process created by earnings externalities is conceptually similar to the multiplier

---

<sup>2</sup>Notice that, regardless of any externalities created by top earners, they may also affect bottom earners through general equilibrium wage incidence. A literature has studied optimal taxation in the presence of such incidence effects ([Stiglitz 1982](#); [Rothschild and Scheuer 2013](#); [Sachs \*et al.\* 2020](#)), emphasizing the implications of trickle-down that run through equilibrium wages without any gap between private and social returns.

<sup>3</sup>The analysis is based on the view that the externality-generating activities cannot be directly targeted through regulation or taxes/subsidies. This seems like a reasonable assumption: it would be extremely difficult for policy makers to identify and isolate the underlying activities responsible for externalities. Consider for example the “ideas” of Amazon, Facebook, and OpenAI (innovation externalities) or the situation where top compensation reflects a combination of real effort and zero-sum wage bargaining (rent-seeking externalities).

process created by general equilibrium wage incidence, as studied by [Sachs \*et al.\* \(2020\)](#). In fact, the simple reduced-form approach developed here could be used to account for general equilibrium effects more broadly, not just externalities.

The paper provides a general formula for the optimal top tax rate and considers a number of special cases. It is useful to highlight two special cases here. The first case is where externalities occur only *within* the top group, for example positive externalities from productivity spillovers or negative externalities from rent-extraction or tournament-style compensation among top earners. In this case, the optimal top tax rate corresponds to the Laffer rate — exactly as in standard models — but this rate is governed by the aforementioned macro elasticity rather than the micro elasticity. The Laffer rate will be smaller or larger than the standard Laffer rate depending on whether the *net* externality is positive or negative. It may seem surprising that the government should tax top earners at the revenue-maximizing level in a situation where they generate externalities. The reason is that the social marginal welfare weight converges to zero at the top of the distribution, implying that externalities only matter through their fiscal effects.

The second case is where externalities occur only *between* the top and bottom groups, including positive externalities from innovation that benefit bottom earners and negative externalities from rent-extraction and political influence that hurt them.<sup>4</sup> In this case, the top tax rate deviates from the Laffer rate, with an externality correction that depends on the elasticity of aggregate earnings at the bottom with respect to aggregate earnings at the top. The tax rate is smaller or larger than the Laffer rate depending on the sign of this externality parameter. As we shall see, externalities that run from top earners to bottom earners have much stronger tax implications than those within the top group. There are two reasons for this: an effect of the social marginal welfare weight being larger at the bottom than at the top, and a magnification effect related to the top income share. The latter effect turns out to be particularly important.

To quantify the optimal top tax rate, we show how the recent evidence in [Jakobsen \*et al.\* \(2024\)](#) can be used to back out the elasticity of bottom earnings with respect to top earnings. The implied elasticity of 0.11 suggests that top earners have positive externalities on net. This estimate, relying on out-migration events by top entrepreneurs, does not impose any assumptions on the specific types of externalities at play. A calibration to the US economy suggests that the optimal top tax rate, while lower than the Mirrleesian solution, remains higher than the current top tax rate.

---

<sup>4</sup>Throughout the paper, “bottom earners” refers to everyone below the externality-generating segment of the distribution. If externalities come from the top 1%, these are workers in the bottom 99%.

To conclude, this paper shows how we can make progress, theoretically and empirically, on evaluating the taxation of top earners in a world with externalities. The calibration analysis is based on a quasi-experimental estimate of the key externality parameter highlighted by the theory, but more empirical evidence is needed to reduce the uncertainty about this parameter. This should be a central focus of future research in public economics: the returns to a better understanding of the externalities created by top earners are much greater than the returns to more studies of their earnings responses to taxes. While [Jakobsen \*et al.\* \(2024\)](#) propose using out-migration by top earners to estimate externalities, an alternative strategy would be to use the death or retirement of top earners, building on the approaches in [Smith \*et al.\* \(2020\)](#) and [Jäger and Heining \(2022\)](#). Recent evidence on (local) trickle-down effects from US income tax reforms ([Zidar 2019](#); [Kindsgrab 2022](#); [Risch 2024](#)) could also be used to inform the sufficient statistic characterized here.

## 2 Model

### 2.1 Workers

We consider a continuum of workers with heterogeneous skill  $\omega$  and earnings  $z$ . Consumption is given by  $c = z - T(z)$ , where  $T(z)$  is a tax schedule. Preferences over consumption  $c$  and effort  $z/\omega$  are characterized by a quasi-linear utility function:

$$u = z - T(z) - \frac{\omega}{1 + 1/\varepsilon} \left( \frac{z}{\omega} \right)^{1+1/\varepsilon}. \quad (1)$$

The assumption of quasi-linearity avoids income effects on effort and is common in the optimal tax literature (e.g., [Diamond 1998](#); [Kleven \*et al.\* 2009](#)). The parameterization of the second term — disutility of effort — has two implications worth highlighting: the disutility term is iso-elastic, and the term is scaled by the skill level  $\omega$ . The scaling implies that skill, rather than being an hourly wage rate, represents a measure of earnings capacity. These assumptions are useful for interpretation, but they are easy to generalize and do not change any of the fundamental insights presented below.

The maximization of utility gives the following earnings supply function

$$z = \omega (1 - \tau(z))^\varepsilon, \quad (2)$$

where  $\tau(z) \equiv T'(z)$  is the marginal tax rate and  $\varepsilon$  is the elasticity of earnings with respect to the

marginal net-of-tax rate  $1 - \tau$ . Equation (2) implies that, at a marginal tax rate of zero, workers choose  $z = \omega$ . Hence, the skill parameter can be interpreted as laissez-faire earnings or “earnings capacity.” The imposition of positive marginal tax rates depresses actual earnings  $z$  below earnings capacity  $\omega$  according to the elasticity parameter  $\varepsilon$ .

## 2.2 Externalities and Equilibrium Convergence

The modeling of workers described above is standard. The non-standard aspect of the model is to allow for the possibility that top earners generate externalities on the distribution of earnings capacities in the population. Specifically, suppose earnings capacity  $\omega$  is governed by the following relationship

$$\omega = \omega(\omega_0, Z^*), \quad (3)$$

where  $\omega_0$  denotes earnings capacity at baseline (worker type) and  $Z^*$  denotes aggregate earnings at the top of the distribution (above some threshold). Apart from assuming that the relationship is differentiable, the specification is general and flexible: the external effects of  $Z^*$  may be positive or negative, and they may vary arbitrarily through the distribution of types. The specification is deliberately reduced-form to encompass a wide range of situations where the private and social returns to top earnings differ. This includes positive externalities from productivity spillovers and innovation, or negative externalities from rent-seeking, rat race, and political influence.

The distribution of worker types is given by the distribution function  $F_0(\omega_0)$ , with the associated density function  $f_0(\omega_0)$ . Using equations (2)-(3), aggregate earnings at the top can be written as

$$Z^* = \int_{\bar{\omega}_0}^{\infty} \omega(\omega_0, Z^*) (1 - \tau^*)^\varepsilon dF_0(\omega_0), \quad (4)$$

where workers with  $\omega_0 \geq \bar{\omega}_0$  are classified as “top earners” and  $\tau^*$  is the top marginal tax rate. The threshold  $\bar{\omega}_0$  will be context-specific and should be guided by empirical evidence on externalities:  $1 - F_0(\bar{\omega}_0)$  is the share of top earners who generate externalities on the rest of the economy.

Suppose the government changes the top marginal tax rate by  $d\tau^*$ . Taking the total derivative of equation (4), the effect on top earnings  $Z^*$  can be written as

$$dZ^* = -\frac{\varepsilon}{1 - \eta^*} \cdot \frac{d\tau^*}{1 - \tau^*} \cdot Z^*, \quad (5)$$

where  $\eta^*$  denotes the average earnings-weighted elasticity of top skill  $\omega$  with respect to top earnings  $Z^*$ , i.e.

$$\eta^* \equiv \int_{\bar{\omega}_0}^{\infty} \frac{z}{Z^*} \frac{Z^*}{\omega} \frac{\partial \omega}{\partial Z^*} dF_0(\omega_0). \quad (6)$$

The elasticity  $\eta^*$  will be positive or negative depending on whether top earners generate positive or negative externalities on *each other*. The ratio  $\varepsilon / (1 - \eta^*)$  represents the macro elasticity of top earnings with respect to  $1 - \tau^*$ . It will be smaller or larger than the micro elasticity  $\varepsilon$  depending on the sign of the net-externality parameter  $\eta^*$ .

Importantly, for equation (5) to describe an equilibrium, we must restrict  $\eta^*$  to be less than one in absolute value. Otherwise the economy will either explode ( $\eta^* \geq 1$ ) or implode ( $\eta^* \leq -1$ ) in response to a change in the top tax rate. To see this, note that the presence of skill externalities introduces fiscal multiplier effects into the model. Taking skill as given, the initial effect of changing the top tax rate on top earnings equals  $dZ_1^* = -\varepsilon \cdot \frac{d\tau^*}{1-\tau^*} \cdot Z^*$ . This first-round effect changes skill and creates a second-round effect on top earnings equal to  $dZ_2^* = dZ_1^* \cdot \eta^*$ . The process continues indefinitely with an  $n$ th-round effect equal to  $dZ_n^* = dZ_1^* \cdot (\eta^*)^{n-1}$ . Hence, the total effect on top earnings can be written as an infinite geometric series,  $dZ^* = dZ_1^* \cdot \left(1 + \eta^* + (\eta^*)^2 + (\eta^*)^3 + \dots\right)$ . This series converges to  $dZ^* = dZ_1^* / (1 - \eta^*)$  if and only if  $|\eta^*| < 1$ . The total effect is proportional to the macro elasticity  $\varepsilon / (1 - \eta^*)$ , while the initial effect is proportional to the micro elasticity  $\varepsilon$ .

The process described above is akin to the fiscal multiplier process in Keynesian macro models, although the economic mechanism is different. Figure 1 provides an illustration of the multiplier process for positive externalities (Panel A) and negative externalities (Panel B). The figure plots top earnings supply  $Z_s^*(Z^*, \tau^*)$  — the right-hand side of equation (4) — against actual top earnings  $Z^*$ . This relationship is depicted by the red curves, which are positively (negatively) sloped under positive (negative) externalities.<sup>5</sup> In equilibrium, we must have  $Z_s^* = Z^*$  as depicted by the 45-degree line. When the top tax rate is reduced, there is an upward shift in the supply curve. With positive externalities, the initial effect is amplified through a multiplier process, making the total effect larger than the initial effect by a factor of  $1 / (1 - \eta^*)$ . Conversely, with negative externalities, the initial effect is dampened and the total effect is smaller than the initial effect.

---

<sup>5</sup>To simplify, the figure depicts these curves as linear, but the model makes no such functional-form assumption.



## 2.3 Government

The government's preferences can be described by a social welfare function specified as

$$W = \int_0^\infty \Psi[u(z(\omega), \omega)] dF_\omega(\omega), \quad (7)$$

where  $\Psi[\cdot]$  is an increasing and concave transformation of individual utilities, and  $F_\omega(\omega)$  denotes the distribution of (endogenous) skills. The government sets the tax schedule  $T(z)$  to maximize social welfare (7) subject to incentive compatibility (2), skill externalities (3), and a government budget constraint given by

$$\int_0^\infty T(z(\omega)) dF_\omega(\omega) \geq R, \quad (8)$$

where  $R$  is an exogenous revenue requirement.

Denoting the Lagrange multiplier on the government budget constraint by  $\mu$ , we may define social marginal welfare weights as  $g(\omega) \equiv \frac{\Psi'[u(z(\omega), \omega)]}{\mu}$ . The welfare weight  $g(\omega)$  captures the social marginal value of giving income to type  $\omega$  ( $\Psi'[\cdot]$ ) in terms of the marginal value of public funds ( $\mu$ ). We assume that  $g(\omega)$  converges to  $g^*$  at the top of the distribution. With a standard concave social welfare function, we have  $g^* \approx 0$ .

## 3 Optimal Top Tax Rate

### 3.1 General Formula

Suppose the government sets a constant marginal tax rate above an earnings threshold  $\bar{z}$ , with associated skill thresholds  $\bar{\omega}_0$  and  $\bar{\omega}$ .<sup>6</sup> We may solve for the optimal top marginal tax rate using a perturbation approach (Saez 2001). This approach is based on the idea that, at the optimum, small changes in the tax schedule have no first-order effects on social welfare. We therefore characterize the different effects of changing the top tax rate on social welfare and solve for the value that makes the total effect equal to zero. In this model, there are three welfare effects of changing the top tax rate: a mechanical effect taking earnings as given ( $dM$ ), a direct behavioral effect from earnings responses to the tax change ( $dB_{dir}$ ), and an indirect behavioral effect from the externalities created by top earnings changes ( $dB_{ext}$ ).

---

<sup>6</sup>The mapping between the earnings threshold  $\bar{z}$  and the skill thresholds  $\bar{\omega}_0, \bar{\omega}$  is governed by equations (2)-(3). These thresholds correspond to the threshold in the definition of aggregate top earnings  $Z^*$  in equation (4). In other words, we are considering a top tax bracket that corresponds to the externality-generating segment of the population.

The mechanical effect of changing the top marginal tax rate by  $d\tau^*$  can be written as

$$dM = (1 - g^*) \cdot (Z^* - \bar{Z}) \cdot d\tau^*, \quad (9)$$

where  $\bar{Z} = \bar{z} \cdot (1 - F_\omega(\bar{\omega}))$  denotes the top bracket threshold in aggregate terms. The expression in equation (9) is simply the mechanical revenue effect of increasing  $\tau^*$  net of the welfare-weighted income loss for top earners. As mentioned above, the welfare weight converges to zero at the top of the distribution such that  $g^* \approx 0$ .

The direct behavioral effect is given by

$$dB_{dir} = -\frac{\tau^*}{1 - \tau^*} \cdot \varepsilon \cdot Z^* \cdot d\tau^*. \quad (10)$$

This is the behavioral revenue effect — or fiscal externality — associated with earnings responses to a higher  $\tau^*$ , ignoring any externalities on the distribution of skill. We do not need to include any direct utility effects of earnings changes due to the envelope theorem.

Finally, there is the indirect behavioral effect from the externalities of top earnings — the feature that makes this model different from standard optimal tax models. This effect can be written as

$$dB_{ext} = -\frac{\varepsilon}{1 - \eta^*} \cdot \frac{d\tau^*}{1 - \tau^*} \cdot Z^* \cdot \int_0^\infty \left( g(\omega) \frac{du}{d\omega} + \tau(z) \frac{dz}{d\omega} \right) \frac{\partial \omega}{\partial Z^*} dF_\omega(\omega), \quad (11)$$

where  $\frac{du}{d\omega}$  is the marginal willingness to pay for higher skill and  $\frac{dz}{d\omega}$  is the marginal effect of higher skill on earnings. The aggregate welfare effect of skill externalities has two components: a welfare-weighted utility effect of skill changes and a fiscal externality of skill changes.

Based on these derivations, it is straightforward to characterize the optimal top marginal tax rate. We obtain the following result:

**Proposition 1 (General Formula).** *Assuming that the social marginal welfare weight converges to zero at the top of the distribution ( $g^* = 0$ ), the optimal top marginal tax rate  $\tau^*$  is given by*

$$\tau^* = \frac{1}{1 + \varepsilon\alpha} - \frac{\varepsilon\alpha / (1 - \eta^*)}{1 + \varepsilon\alpha} \cdot E_{Z^*}, \quad (12)$$

where  $\alpha = \frac{Z^*}{Z^* - \bar{Z}}$  is the Pareto parameter,  $\varepsilon$  is the elasticity of earnings with respect to the marginal net-of-tax rate,  $\eta^*$  is the average earnings-weighted elasticity of top skill with respect to top earnings, and  $E_{Z^*} = \int_0^\infty \left( g(\omega) \frac{du}{d\omega} + \tau(z) \frac{dz}{d\omega} \right) \frac{\partial \omega}{\partial Z^*} dF_\omega(\omega)$  is the marginal externality effect of top earnings.

*Proof.* This result follows from the fact that, at the social optimum, we have  $dM + dB_{dir} + dB_{ext} = 0$ , where each of the three terms have been characterized in equations (9)-(11).  $\square$

The formula for the optimal top tax rate has two components: the standard formula (first term) and an externality correction (second term). The standard formula depends simply on the Pareto parameter  $\alpha$  and the earnings elasticity  $\varepsilon$ , as shown by [Diamond \(1998\)](#) and [Saez \(2001\)](#). However, in standard models without externalities, this corresponds to the Laffer rate for top earners. This is not true in the more general model, where the externality correction includes additional fiscal externalities due to the impact of top earnings on the distribution of earnings capacities in the population.

The externality term shows the additional parameters that have to be estimated to evaluate the optimal taxation of top earners. First, we need an estimate of the skill elasticity at the top of the distribution,  $\eta^*$ . This parameter determines the degree to which the initial impact of the top tax rate on top earnings is either magnified through positive externalities ( $\eta^* > 0$ ) or dampened through negative externalities ( $\eta^* < 0$ ), as illustrated in [Figure 1](#). To put it differently, the top skill elasticity is necessary for quantifying the *macro* elasticity of top earnings,  $\frac{\varepsilon}{1-\eta^*}$ . Second, we need an estimate the marginal externality effect of top earnings,  $E_{Z^*}$ . This term represents the weighted impact of top earnings on realized skills across all workers. The weighted impact depends on the *distribution* of skill externalities for two reasons: one is that different workers have different welfare weights (creating variation in the social marginal willingness to pay) and the other is that different workers have different marginal tax rates (creating variation in fiscal externalities). The first aspect implies that, all else equal, we should be more concerned about externalities from the top to the bottom (such as trickle-down) than about externalities within the group of top earners (such as rent-seeking or rat race effects within the top group).

The following sections consider a number of special cases. These cases are meant to provide additional economic intuition and highlight the empirical targets (sufficient statistics) for specific forms of externalities.

### 3.2 Special Case 1: Externalities Only Within Top Group

We start by considering a special case where top earners generate externalities on each other, with no externalities further down the distribution. In this case, the optimal top tax rate takes a particularly simple form:

**Proposition 2 (Externalities Only Within Top Group).** *When externalities are contained within the group of top earners, the optimal top marginal tax rate  $\tau^*$  is given by*

$$\tau^* = \frac{1}{1 + \varepsilon\alpha / (1 - \eta^*)}, \quad (13)$$

where  $\alpha$  is the Pareto parameter,  $\varepsilon$  is the micro elasticity of top earnings with respect to  $1 - \tau^*$ ,  $\eta^*$  is the average earnings-weighted elasticity of top skill with respect to top earnings, and  $\varepsilon / (1 - \eta^*)$  is the macro elasticity of top earnings with respect to  $1 - \tau^*$ .

*Proof.* This result follows from the fact that, when  $\partial\omega/\partial Z^* = 0$  for  $\omega < \bar{\omega}$ , the marginal externality effect of top earnings equals  $E_{Z^*} = \tau^*\eta^*$ . The derivation uses  $g^* = 0$  and the definition of  $\eta^*$  in equation (6). Inserting  $E_{Z^*} = \tau^*\eta^*$  into equation (1) and rearranging terms gives the optimal tax rule in equation (13).  $\square$

The optimal top tax rate in equation (13) corresponds to the Laffer rate. While this is similar to standard optimal tax results (Diamond 1998; Saez 2001), it is important to note that the Laffer rate is different in this model due to the presence of externalities. It is governed by the macro elasticity  $\varepsilon / (1 - \eta^*)$  rather than the micro elasticity  $\varepsilon$ . The macro elasticity will be larger than the micro elasticity — and the optimal tax rate therefore smaller — when externalities are positive. Examples include spillovers from innovation or agglomeration, whereby positive earnings shocks at the top lead to further increases in the earnings capacities of highly-skilled individuals. Conversely, when externalities are negative, the macro elasticity will be smaller than the micro elasticity and the optimal tax rate therefore larger. Examples include spillovers from rent-seeking or rat race, whereby positive earnings shocks at the top lead to reductions in the earnings capacities of other highly-skilled individuals.

It may seem surprising that the government should set the top tax rate equal to the Laffer rate in a situation where top earners generate externalities. Typically, a Pigouvian correction would make the optimal tax rate deviate from its revenue-maximizing level. The reason for the result is that the social marginal welfare weight converges to zero at the top of the distribution. Hence, the direct utility implications of skill externalities within the top group are irrelevant to the planner, only the fiscal implications of skill externalities matter. This insight reflects an important, broader point: the policy implications of externalities depend crucially on who is affected by them, not just on their overall magnitude. All else equal, externalities within the group of top earners are less important than externalities on workers at the bottom.

### 3.3 Special Case 2: Externalities Only From Top to Bottom

We now turn to the special case where top earners generate externalities on workers at the bottom, but not on their peer workers at the top. That is, we consider a case where the skill externality  $\partial\omega/\partial Z^*$  is zero for  $\omega \geq \bar{\omega}$  and non-zero elsewhere. To simplify further, we assume that the tax rate is constant below the top bracket (denoted by  $\tau_L$ ) and that the social welfare weight is also constant below the top bracket (denoted by  $g_L$ ). These additional assumptions make the optimal tax rule simpler, highlighting the intuition more clearly. We obtain the following result:

**Proposition 3 (Externalities Only From Top to Bottom).** *When externalities run from top earners to bottom earners, with no externalities within the top group, the optimal top marginal tax rate  $\tau^*$  can be expressed as*

$$\tau^* = \frac{1}{1 + \varepsilon\alpha} - \frac{\varepsilon\alpha}{1 + \varepsilon\alpha} \cdot \eta_L \cdot \frac{1 - s_z}{s_z} \cdot \left( \frac{g_L(1 - \tau_L)}{1 + \varepsilon} + \tau_L \right), \quad (14)$$

where  $\alpha$  is the Pareto parameter,  $\varepsilon$  is the earnings elasticity,  $\eta_L$  is the average earnings-weighted elasticity of bottom skill with respect to top earnings,  $s_z = Z^* / (Z_L + Z^*)$  is the top income share,  $\tau_L$  is the marginal tax rate on bottom earners, and  $g_L$  is the social marginal welfare weight on bottom earners.

*Proof.* From equations (1)-(2), we have that  $\frac{du}{d\omega} = \frac{(1-\tau(z))^{1+\varepsilon}}{1+\varepsilon}$  and  $\frac{dz}{d\omega} = \frac{z}{\omega}$ . Hence, given  $\partial\omega/\partial Z^* = 0$  for  $\omega \geq \bar{\omega}$ , the marginal externality effect of top earnings equals  $E_{Z^*} = \eta_L \frac{1-s_z}{s_z} \left( \frac{g_L(1-\tau_L)}{1+\varepsilon} + \tau_L \right)$ , where we use the definitions  $\eta_L = \int_0^{\bar{\omega}} \frac{z}{Z_L} \frac{Z^*}{\omega} \frac{\partial\omega}{\partial Z^*} dF_\omega(\omega)$ ,  $Z_L = \int_0^{\bar{\omega}} z(\omega) dF_\omega(\omega)$ , and  $s_z = \frac{Z^*}{Z_L + Z^*}$ . Inserting  $E_{Z^*}$  into equation (12) gives the result in equation (14), noting that  $\eta^* = 0$  in the case considered here.  $\square$

In this case, the optimal top tax rate deviates from the Laffer rate due to the positive welfare weight  $g_L$  on the low-income workers affected by externalities. The tax rate may be smaller or larger than the Laffer rate depending on the sign of  $\eta_L$ . The externality correction is increasing in the magnitude of  $\eta_L$  and decreasing in the top income share  $s_z$ . The intuition for the effect of the top income share is the following. If the top income share is small, this means that a small part of the economy is generating externalities on a large part of the economy. Hence, in the case of positive externalities, lowering the top tax rate creates large externality gains at a small revenue cost. The top income share may be “small” either because the society is relatively equal or because the externality-generating segment of the population includes only superstars at the extreme tail. In general, the top income share term  $(1 - s_z) / s_z$  is much greater than one, thus magnifying the effect of  $\eta_L$ .

Importantly, equation (14) does not provide a closed-form solution for the optimal top tax rate because the top income share is endogenous to the choice of tax rate. To solve for the optimal policy, we need to derive the top income share as a function of the tax rate. Consider an iso-elastic version of equation (3) such that, at the bottom of the distribution, the realized skill of worker type  $\omega_0$  is given by  $\omega = \omega_0 (Z^*)^{\eta_L}$ .<sup>7</sup> We may normalize average baseline skill at the bottom to one, i.e.  $\mathbb{E}[\omega_0 | \omega_0 < \bar{\omega}_0] = 1$ , and denote average baseline skill at the top by  $\omega_0^*$ . With these preliminaries, the top income share can be characterized as follows

$$s_z = \frac{1}{1 + (1 - \tau_L)^\varepsilon (1 - s_p) [(1 - \tau^*)^\varepsilon s_p \omega_0^*]^{\eta_L - 1}}, \quad (15)$$

where  $s_p \equiv 1 - F_0(\bar{\omega}_0)$  denotes the top population share. In deriving this expression, we use the definitions of aggregate incomes  $Z^*$  and  $Z_L$ , the earnings supply function (2), and the iso-elastic specification of skill externalities. The system of equations (14)-(15) provides a full characterization of  $\tau^*$  and  $s_z$  for given values of  $\alpha$ ,  $\varepsilon$ ,  $\eta_L$ ,  $g_L$ ,  $\tau_L$ ,  $s_p$ , and  $\omega_0^*$ . While most of these parameters are directly observable or estimable, the value of  $\omega_0^*$  can be calibrated to ensure that  $s_z$  corresponds to the actual top income share at the actual tax system.

From equation (15), it is worth noting that the relationship between the top income share and the top marginal tax rate is governed by the elasticity  $\varepsilon (\eta_L - 1)$ . For a given top earnings elasticity  $\varepsilon$ , positive externalities weaken the relationship between the top income share and the top tax rate. The reason is that, if top earnings increase in response to a lower tax rate, bottom earnings increase due to trickle-down. In the extreme, as  $\eta_L \rightarrow 1$ , the top income share is completely independent of the top tax rate. This reasoning suggests that externalities could be estimated by combining evidence on  $\varepsilon$  with evidence on the impact of taxes on top income shares. For example, if the data suggest that  $\varepsilon$  is large while the impact of top taxes on top income shares is small, this would imply strong positive externalities.<sup>8</sup>

### 3.4 Special Case 3: Rawlsian Social Preferences

As a final special case, we consider a government with Rawlsian social preferences. In this case, the social marginal welfare weight equals zero for all individuals except those at the very bottom:

<sup>7</sup>In the special case considered here, because externalities run only from the top to the bottom, we have  $\omega = \omega_0$  at the top of the distribution.

<sup>8</sup>Such an approach requires that the earnings elasticity  $\varepsilon$  and the top income share effect can be separately estimated, in contrast to the empirical strategy proposed by [Saez et al. \(2012\)](#) in which  $\varepsilon$  is estimated directly from variation in the top income share.

$g(\omega) = 0$  for all  $\omega > 0$ . These are the strongest possible preferences for equality, conditional on respecting the Pareto criterion. We make no restrictions on the pattern of externalities apart from assuming that  $\partial\omega/\partial Z^* = 0$  at the lower bound of  $\omega = 0$ . This is a realistic benchmark because, in any economy, there will be a mass point of low-skilled individuals who are unable to work under any policy configuration (such as severely disabled individuals). The optimal top tax rate can be characterized as follows:

**Proposition 4 (Rawlsian Social Preferences).** *Assuming Rawlsian social preferences ( $g(\omega) = 0$  for  $\omega > 0$ ), the optimal top marginal tax rate  $\tau^*$  is given by*

$$\tau^* = \frac{1}{1 + \varepsilon\alpha/(1 - \eta^*)} - \frac{\varepsilon\alpha/(1 - \eta^*)}{1 + \varepsilon\alpha/(1 - \eta^*)} \cdot \tau_L \cdot \eta_L \cdot \frac{1 - s_z}{s_z}, \quad (16)$$

where  $\alpha$  is the Pareto parameter,  $\varepsilon$  is the micro elasticity of top earnings with respect to  $1 - \tau^*$ ,  $\eta^*$  and  $\eta_L$  are average earnings-weighted elasticities of top and bottom skill, respectively, with respect to top earnings,  $\varepsilon/(1 - \eta^*)$  is the macro elasticity of top earnings with respect to  $1 - \tau^*$ ,  $s_z = Z^*/(Z_L + Z^*)$  is the top income share, and  $\tau_L$  is the marginal tax rate on bottom earners.

*Proof.* Under the assumption of  $g(\omega) = 0$  for  $\omega > 0$  and  $\partial\omega/\partial Z^* = 0$  for  $\omega = 0$ , we obtain  $E_{Z^*} = \tau_L \eta_L \frac{1-s_z}{s_z} + \tau^* \eta^*$ , where  $\eta_L = \int_0^{\bar{\omega}} \frac{z}{Z_L} \frac{Z^*}{\omega} \frac{\partial\omega}{\partial Z^*} dF_\omega(\omega)$ ,  $\eta^* = \int_{\bar{\omega}}^\infty \frac{z}{Z^*} \frac{Z^*}{\omega} \frac{\partial\omega}{\partial Z^*} dF_\omega(\omega)$ , and  $s_z = \frac{Z^*}{Z_L + Z^*}$ . Inserting  $E_{Z^*}$  into equation (12) and rearranging terms gives the result in equation (16).  $\square$

This result combines elements of the results in Propositions 2-3. The reason is that, in this special case, we allow for externalities both within the top group and between the top and bottom groups. Because of the former, the optimal top tax rate depends on the macro elasticity of top earnings,  $\varepsilon/(1 - \eta^*)$ . Because of the latter, the optimal top tax rate includes a Pigouvian correction for the externalities of top earnings on bottom earnings capacities. As in the previous section, the policy rule in equation (16) does not provide a closed-form solution due to the endogeneity of the top income share  $s_z$  with respect to the top tax rate  $\tau^*$ . The relationship between  $s_z$  and  $\tau^*$  takes a different form than in equation (15) because the pattern of externalities is different in the special case considered here.

## 4 Evidence and Policy Implications

### 4.1 Evidence on the Externalities of Top Earners

A reason why top earners may generate positive externalities is that many of them are active business owners, thereby creating jobs and making investments of potential benefit to the rest of the economy (Smith *et al.* 2020). Top earners may also generate negative externalities through rent-extraction and other effects (Piketty *et al.* 2014; Rothschild and Scheuer 2016; Lockwood *et al.* 2017). Our model allows for positive and negative externalities to co-exist: what matters for optimal policy is the distribution of *net* externalities from top earnings. Unfortunately, causal evidence on the magnitude of these externalities is scarce due to the empirical challenges of estimating them.<sup>9</sup> The main issue is that causal evidence on earnings responses, say from tax reforms, generally does not allow for estimating general equilibrium effects as these are present in both treatment and control groups.<sup>10</sup>

To circumvent this problem, Jakobsen *et al.* (2024) develop a new approach to estimating the externalities of top earners on the aggregate economy.<sup>11</sup> Their idea is to quantify externalities based on international out-migration by people at the top of the distribution, relying on exogenous variation in migration coming from wealth tax reform. The estimated migration effects are combined with event studies of out-migration, carefully tracing the implications for individual-level, firm-level, and market-level outcomes using rich data on the firms owned by migrants, linked to the employees of those firms. In this section, we translate their estimates into the key sufficient statistic highlighted above: the elasticity of earnings capacity at the bottom with respect to aggregate earnings at the top,  $\eta_L$ .<sup>12</sup> While their study is based on Swedish data, we will use the implied  $\eta_L$  in a calibration to the US economy.

Jakobsen *et al.* (2024) find that migration responses to a 1pp increase in the top wealth tax rate reduce the stock of wealthy taxpayers by 1.76%, leading to reductions of 0.05% in aggregate

---

<sup>9</sup>Lockwood *et al.* (2017) provide a review of the literature estimating economy-wide externalities from top professions such as engineering, finance, law, management, and medicine. They emphasize that the existing estimates are highly uncertain.

<sup>10</sup>Zidar (2019) and Kindsgrab (2022) develop approaches to estimate general equilibrium effects at the state or local level. Risch (2024) estimates spillover effects within firms, between business owners and their employees.

<sup>11</sup>To clarify, they focus on estimating the externalities from top *wealth* owners, as opposed to top *income* earners. However, given the strong correlation between wealth and income, their estimates are informative for the calibration exercise in this paper.

<sup>12</sup>An alternative to estimating externalities using tax-induced migration by top entrepreneurs would be to use the death or retirement of entrepreneurs, building on the approaches in Smith *et al.* (2020) and Jäger and Heining (2022). An advantage of using migration events is that they occur at all ages, not just at the end of life, which is likely important for capturing the full externalities coming through business activity.



employment, 0.07% in aggregate investment, and 0.13% in aggregate value-added. To relate these estimates to our model, the following points are important to note. First, because of the strong correlation between wealth and income, we can interpret these effects as coming from top earners. Second, assuming that the migrants are representative of other top earners in terms of income level, the migration-induced reduction in aggregate top earnings equals  $dZ^*/Z^* = \gamma \cdot dN^*/N^*$ , where  $N^*$  denotes the number of top earners and  $\gamma$  denotes the fraction of migrant income lost to the origin country. The value of  $\gamma$  is less than one because some out-migrants continue to have earnings in their origin country, for example by retaining control over the firms they own rather than shutting them down. Third, the aggregate economic effects are driven primarily by firm closures among migrant entrepreneurs. Hence, they are most naturally interpreted as effects on workers *outside* the top group, for example due to layoffs following firm closures. We will therefore interpret the effect on aggregate value-added as an effect on aggregate earnings below the top group,  $Z_L$ .<sup>13</sup> Finally, given the earnings supply function (2), our key parameter of interest  $\eta_L$  — the average earnings-weighted elasticity of bottom skill with respect to top earnings — is equivalent to the elasticity of  $Z_L$  with respect to  $Z^*$ .

Given these points, we can provide an estimate of the sufficient statistic governing the externalities of top earnings on workers further down the distribution. We have

$$\eta_L = \frac{dZ_L/Z_L}{dZ^*/Z^*} = \frac{dZ_L/Z_L}{\gamma \times dN^*/N^*} = \frac{0.13\%}{0.678 \times 1.76\%} = 0.109. \quad (17)$$

This estimate represents the reduced-form *net* externality of top earners. The underlying empirical design makes no assumptions on the specific form of externalities — as in our theoretical model — and may include offsetting effects from positive externalities (trickle-down) and negative externalities (rent-extraction). It is based on a quasi-experimental research design, which is a key advantage compared to existing cross-country evidence (e.g., [Murphy et al. 1991](#); [Piketty et al. 2014](#)).

## 4.2 Calibration and Policy Implications

In this section, we quantify the optimal top tax rate under different externality patterns. We focus on two of the special cases considered above: the case where externalities occur only *within* top earners, and the case where externalities occur only *between* top and bottom earners.

---

<sup>13</sup>While we interpret the effect of top-earner migration on aggregate earnings at the bottom as an externality, it is possible that some of the effect is internalized through Coasian bargaining. If so, our estimate of the externality will represent an upper bound.

**Calibration:** The case where externalities occur within the group of top earners is characterized in equation (13). The optimal top tax rate  $\tau^*$  depends on three sufficient statistics: the Pareto parameter  $\alpha$ , the top earnings elasticity  $\varepsilon$ , and the externality parameter  $\eta^*$ . The Pareto parameter of the US income distribution is about 1.5 (Diamond and Saez 2011). The top earnings elasticity is set equal to 0.4 based on recent evidence on long-run responses in Kleven *et al.* (2024). Using these parameter values, we will trace out the relationship between the optimal top tax rate and the externality parameter  $\eta^*$ . As shown above, while  $\eta^*$  may be either negative or positive, it must be less than one in absolute value for an equilibrium to exist. Otherwise economies would either explode or implode in response to small tax perturbations.

The case where externalities occur between top and bottom earners is characterized by equations (14)-(15). These equations determine the optimal top tax rate  $\tau^*$  and the top income share  $s_z$  given the values of the Pareto parameter  $\alpha$ , the earnings elasticity  $\varepsilon$ , the externality parameter  $\eta_L$ , the welfare weight on bottom earners  $g_L$ , the marginal tax rate on bottom earners  $\tau_L$ , the population share of top earners  $s_p$ , and the average earnings capacity of top earners  $\omega_0^*$ . As in the previous case, we set  $\alpha = 1.5$  and  $\varepsilon = 0.4$  based on empirical evidence. To set the remaining parameters, we rely on a combination of empirical evidence and calibration.

The earnings capacity of top earners  $\omega_0^*$  is calibrated to ensure that the model produces the actual top income share at the actual tax system. Defining top earners as the top 1% of the population, the top income share in the US is currently about 20%, excluding capital gains (Piketty and Saez 2003, updated series).<sup>14</sup> The top marginal tax rate in the US is currently 46.1%, including all federal and state income taxes in the average state.<sup>15</sup> The marginal tax rate at the bottom is set equal to 31.5% based on OECD *Taxing Wages* (OECD 2023).<sup>16</sup> The average welfare weight on bottom earners  $g_L$  is set equal to one. This value is based on a well-known insight from the optimal tax literature: if lump-sum transfers are optimized, then the average welfare weight in the population equals one. In that case, given bottom earners are defined as the bottom 99%, we have  $g_L \approx 1$  at the optimum. Based on these parameters and an assumed value of the externality parameter  $\eta_L$ , average top skill  $\omega_0^*$  can be backed out from equation (15). Having quantified all parameters of the model, we are able to solve for the optimal tax rate. By varying the size of the externality parameter

<sup>14</sup>The updated series of top income shares is available at Saez's website: <https://eml.berkeley.edu/~saez>.

<sup>15</sup>This is the top marginal tax rate on labor income. It is calculated as follows. At the federal level, the top marginal tax rate equals 37%, the Medicare tax rate equals 1.45% on both the employer- and employee-side, and the Obamacare surtax equals 0.9%. At the state level, we use an average top marginal tax rate of 6%. With these parameters, the total top marginal tax rate can be calculated as  $\tau^* = 1 - (1 - 0.37 - 0.0145 - 0.009 - 0.06) / 1.0145 = 0.461$ .

<sup>16</sup>This is the marginal tax rate for a married couple with two children, where the earnings of one spouse equal average economy-wide earnings and the earnings of the other spouse equal two-thirds of average economy-wide earnings.

$\eta_L$ , recalibrating the model each time, we will trace out the relationship between the optimal tax rate and  $\eta_L$ . We are particularly interested in the top tax rate implied by our quasi-experimental estimate  $\eta_L = 0.109$ , but it is useful to consider alternative values given the empirical uncertainty about this parameter.

**Policy Implications:** The results of the calibration analysis are presented in Figure 2. Panel A considers the case where externalities occur only within the top group, while Panel B considers the case where externalities occur only between the top and bottom groups. In each panel, the red curve depicts the optimal top tax rate as a function of the relevant externality parameter, the elasticities  $\eta^*$  and  $\eta_L$ , respectively. The blue line depicts the Mirrleesian solution, an optimal top tax rate of 0.625 in the calibration considered here. The pink-shaded area represents the discrepancy between the Mirrleesian model and the externality model.

The following points are worth highlighting. First, the optimal tax rate is much more sensitive to externalities that run from top earners to bottom earners than to externalities within the top group. As explained above, there are two reasons for this: an effect of the social marginal welfare weight being larger at the bottom than at the top, and an amplification effect related to the top income share.<sup>17</sup> Second, in Panel B, the vertical solid line marks our empirical estimate of  $\eta_L = 0.109$ , deduced from the evidence in [Jakobsen et al. \(2024\)](#). At this estimate, the optimal top tax rate equals 0.491, in between the Mirrleesian top tax rate (0.625) and the actual top tax rate (0.461). Third, as  $\eta_L$  becomes increasingly negative, the top tax rate increases quickly towards one, restricting how negative  $\eta_L$  can credibly be. The reason is that, as  $\eta_L$  falls and  $\tau^*$  rises, the top income share becomes smaller and magnifies the externality correction as discussed above.<sup>18</sup> Finally, we may take an inverse-optimum perspective by asking: what would the magnitude of externalities have to be to make the current US tax system optimal? In the case where externalities run from the top to the bottom, the implied externality parameter  $\eta_L$  is roughly 0.15. In other words, the current tax system is based on more positive beliefs about the benefits of top earners to society than implied by our estimate, albeit only marginally so.

This calibration analysis is meant to illustrate how the theoretical model developed here can be

<sup>17</sup>The latter effect comes from the term  $(1 - s_z) / s_z \gg 1$  in equation (14).

<sup>18</sup>It is also worth noting that the simulations imply a potentially large difference in marginal tax rates above and below the top tax threshold. The model predicts bunching by taxpayers at the threshold, as studied in a large literature on bunching (see e.g., [Saez 2010](#); [Kleven 2016](#)). In general, because bunching responses are very local, they have only second-order effects on aggregate welfare. We may therefore ignore bunching when studying the optimal top tax rate, as we have done throughout the analysis.

combined with empirical evidence to obtain research-based conclusions regarding the taxation of top earners. It is intended more as a proof of concept than a policy recommendation. The estimate of the externality parameter  $\eta_L$  is based on a single empirical study and involves a great deal of uncertainty. More evidence is needed to put our policy recommendations on a stronger footing.

## 5 Conclusion

This paper revisits a classic, yet unsettled question in public finance: how to tax top earners? It argues that the lack of consensus originates from the fact that the standard Mirrleesian approach leaves out the most central point of contention in the public debate: are top earners good or bad for the economy? Are they good or bad for the poor and middle classes? To characterize the optimal top tax rate in a world with externalities, the paper takes a reduced-form approach that is both simpler and more general than existing approaches. The model allows for a flexible relationship between top earnings and the distribution of earnings capacities in the population, including positive externalities (such as job creation, knowledge spillovers, and innovation) and negative externalities (such as rent-extraction, political influence, and rat race). The model allows for simple and intuitive tax formulas that depend on estimable parameters in the spirit of the sufficient statistics approach ([Chetty 2009](#); [Kleven 2021](#)).

To quantify the optimal top tax rate, the paper shows how recent evidence in [Jakobsen \*et al.\* \(2024\)](#) can be used to back out the key externality parameter highlighted by the theory. A calibration to the US economy suggests that the optimal top tax rate, while lower than the Mirrleesian optimum, remains higher than the current top tax rate. In terms of the big picture, the paper calls for a new direction in empirical tax policy research: providing better evidence on the externalities of top earners on workers further down the distribution. The returns to a better understanding of the externalities created by top earners are much greater than the returns to more studies of their earnings responses to taxes. A recent empirical literature on the effects of out-migration, death, and retirement of top entrepreneurs provides a way to causally estimate externalities without relying on specific models of externalities ([Smith \*et al.\* 2020](#); [Jäger and Heining 2022](#); [Jakobsen \*et al.\* 2024](#)), thus informing the sufficient statistics characterized here.

## References

- CHETTY, RAJ (2009): “Sufficient Statistics for Welfare Analysis: A Bridge Between Structural and Reduced-Form Methods,” *Annual Review of Economics*, 1, 451–488. [2](#), [18](#)
- DIAMOND, PETER (1998): “Optimal Income Taxation: An Example with a U-Shaped Pattern of Optimal Marginal Tax Rates,” *American Economic Review*, 88(1), 83–95. [1](#), [4](#), [9](#), [10](#)
- DIAMOND, PETER, AND EMMANUEL SAEZ (2011): “The Case for a Progressive Tax: From Basic Research to Policy Recommendations,” *Journal of Economic Perspectives*, 25(4), 165–190. [16](#)
- JÄGER, SIMON, AND JÖRG HEINING (2022): “How Substitutable Are Workers? Evidence From Worker Deaths,” NBER Working Paper No. 30629. [4](#), [14](#), [18](#)
- JAKOBSEN, KATRINE, HENRIK KLEVEN, JONAS KOLSRUD, CAMILLE LANDAIS, AND MATHILDE MUNOZ (2024): “Taxing Top Wealth: Migration Responses and their Aggregate Economic Implications,” NBER Working Paper No. 32153. [1](#), [3](#), [4](#), [14](#), [17](#), [18](#), [23](#)
- JONES, CHARLES I. (2021): “Taxing Top Incomes in a World of Ideas,” Working Paper. [2](#)
- KINDSGRAB, PAUL M. (2022): “Do higher income taxes on top earners trickle down? A local labor markets approach,” *Journal of Public Economics*, 214. [4](#), [14](#)
- KLEVEN, HENRIK (2016): “Bunching,” *Annual Review of Economics*, 8, 435–464. [17](#)
- (2021): “Sufficient Statistics Revisited,” *Annual Review of Economics*, 13, 515–538. [2](#), [18](#)
- KLEVEN, HENRIK, CLAUS KREINER, KRISTIAN LARSEN, AND JAKOB SØGAARD (2024): “Micro vs Macro Labor Supply Elasticities: The Role of Dynamic Returns to Effort,” NBER Working Paper No. 31549. [16](#)
- KLEVEN, HENRIK, CLAUS KREINER, AND EMMANUEL SAEZ (2009): “The Optimal Income Taxation of Couples,” *Econometrica*, 77(2), 537–560. [4](#)
- LOCKWOOD, BENJAMIN, CHARLES NATHANSON, AND E. GLEN WEYL (2017): “Taxation and the Allocation of Talent,” *Journal of Political Economy*, 125(5), 1635–1682. [1](#), [2](#), [14](#)
- MANKIW, GREGORY (2013): “Defending the One Percent,” *Journal of Economic Perspectives*, 27(3), 21–34. [1](#)

- MURPHY, KEVIN, ANDREI SHLEIFER, AND ROBERT VISHNY (1991): “The Allocation of Talent: Implications for Growth,” *The Quarterly Journal of Economics*, 106(2), 503–530. [15](#)
- OECD (2023): *Taxing Wages 2023: Indexation of Labour Taxation and Benefits in OECD Countries*. OECD Publishing: Paris. [16](#)
- PIKETTY, THOMAS, AND EMMANUEL SAEZ (2003): “Income inequality in the United States, 1913–1998,” *The Quarterly Journal of Economics*, 118(1), 1–41. [16](#)
- PIKETTY, THOMAS, EMMANUEL SAEZ, AND STEFANIE STANTCHEVA (2014): “Optimal Taxation of Top Labor Incomes: A Tale of Three Elasticities,” *American Economic Journal: Economic Policy*, 6(1), 230–271. [1](#), [14](#), [15](#)
- RISCH, MAX (2024): “Does Taxing Business Owners Affect Employees? Evidence From A Change in the Top Marginal Tax Rate,” *The Quarterly Journal of Economics*, 139(1), 637–692. [4](#), [14](#)
- ROTHSCHILD, CASEY, AND FLORIAN SCHEUER (2013): “Redistributive Taxation in the Roy Model,” *The Quarterly Journal of Economics*, 128(2), 623–668. [2](#)
- (2014): “A Theory of Income Taxation under Multidimensional Skill Heterogeneity,” NBER Working Paper No. 19822. [2](#)
- (2016): “Optimal Taxation with Rent-Seeking,” *The Review of Economic Studies*, 83(3), 1225–1262. [1](#), [14](#)
- SACHS, DOMINIK, ALEH TSYVINSKI, AND NICOLAS WERQUIN (2020): “Nonlinear Tax Incidence and Optimal Taxation in General Equilibrium,” *Econometrica*, 88(2), 469–493. [2](#), [3](#)
- SAEZ, EMMANUEL (2001): “Using Elasticities to Derive Optimal Tax Rates,” *Review of Economic Studies*, 68(1), 205–229. [1](#), [7](#), [9](#), [10](#)
- (2010): “Do Taxpayers Bunch at Kink Points?,” *American Economic Journal: Economic Policy*, 2(3), 180–212. [17](#)
- SAEZ, EMMANUEL, JOEL SLEMROD, AND SETH GIERTZ (2012): “The Elasticity of Taxable Income with Respect to Marginal Tax Rates: A Critical Review,” *Journal of Economic Literature*, 50(1), 3–50. [1](#), [12](#)
- SAEZ, EMMANUEL, AND GABRIEL ZUCMAN (2019): *The Triumph of Injustice: How the Rich Dodge Taxes and How to Make Them Pay*. W. W. Norton & Company: New York, NY. [1](#)

SCHEUER, FLORIAN, AND JOEL SLEMROD (2020): “Taxation and the Superrich,” *Annual Review of Economics*, 12, 189–211. [1](#)

SLEMROD, JOEL (2000): *Does Atlas Shrug? The Economic Consequences of Taxing the Rich*. Harvard University Press: Cambridge, MA. [1](#)

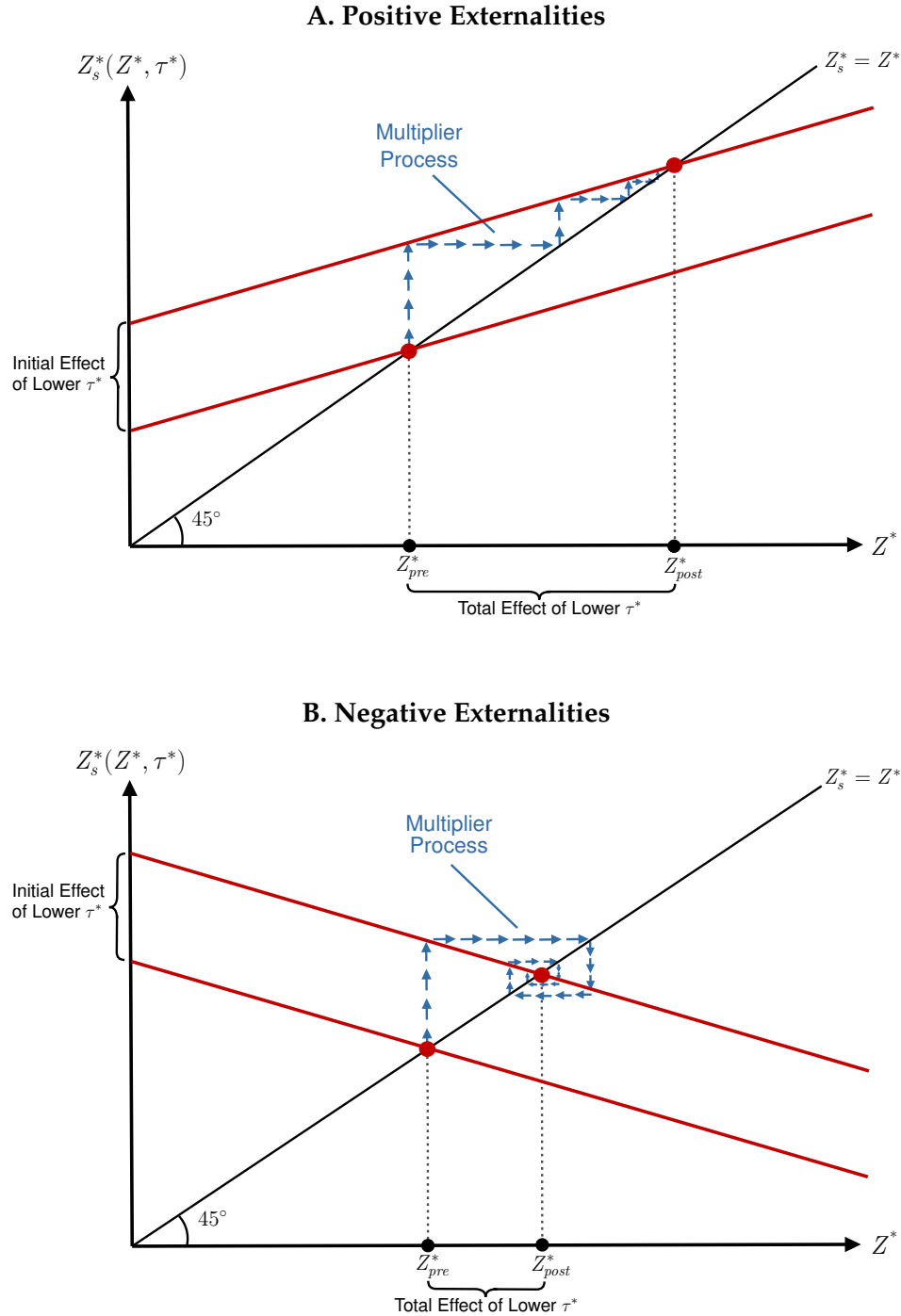
SMITH, MATTHEW, DANNY YAGAN, OWEN ZIDAR, AND ERIC ZWICK (2020): “Capitalists in the Twenty-First Century,” *The Quarterly Journal of Economics*, 134(4), 1675–1745. [4](#), [14](#), [18](#)

STIGLITZ, JOSEPH (1982): “Self-selection and Pareto Efficient Taxation,” *Journal of Public Economics*, 17(2), 213–240. [2](#)

——— (2012): *The Price of Inequality: How Today’s Divided Society Endangers Our Future*. W. W. Norton & Company: New York, NY. [1](#)

ZIDAR, OWEN (2019): “Tax Cuts for Whom? Heterogeneous Effects of Income Tax Changes on Growth and Employment,” *Journal of Political Economy*, 127(3), 1437–1472. [4](#), [14](#)

**FIGURE 1: THE EFFECT OF THE TOP TAX RATE ON TOP EARNINGS**  
MULTIPLIER EFFECTS OF EXTERNALITIES

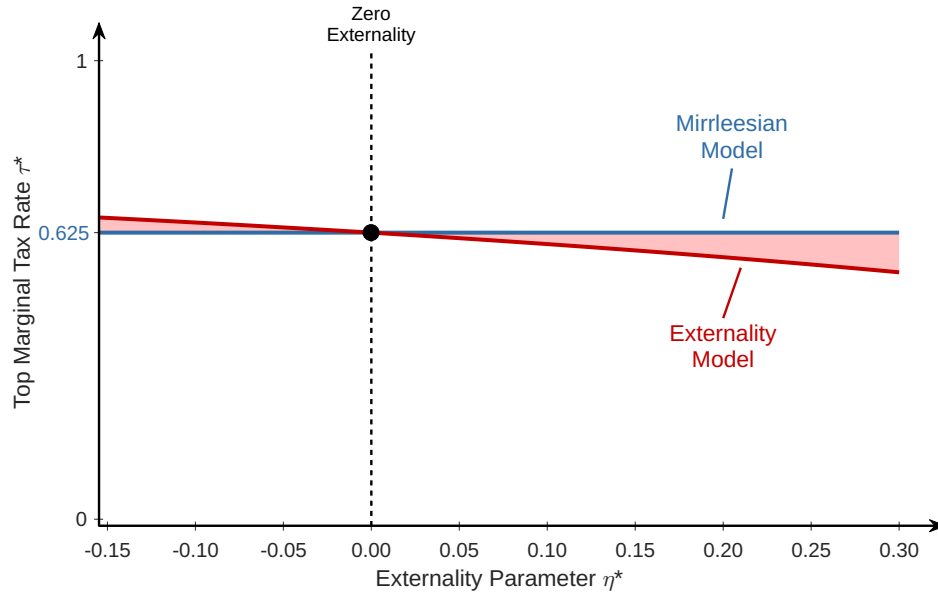


Notes: This figure illustrates the effect of the top tax rate  $\tau^*$  on top earnings  $Z^*$  in a world with positive externalities (Panel A) and negative externalities (Panel B). The red curves depict the relationship between top earnings supply  $Z_s^*(Z^*, \tau^*)$  and actual top earnings  $Z^*$ , and the 45-degree line depicts points where  $Z_s^* = Z^*$ . The equilibrium is determined by the intersection between the two. As shown, when top earnings create externalities on the earnings capacities of other top earners, changing the tax rate gives rise to a multiplier process akin to the fiscal multiplier in Keynesian macro models. With positive externalities, the initial effect of a lower tax rate is amplified through this multiplier process, making the total effect larger than the initial effect. With negative externalities, the initial effect is dampened and the total effect is smaller than the initial effect.

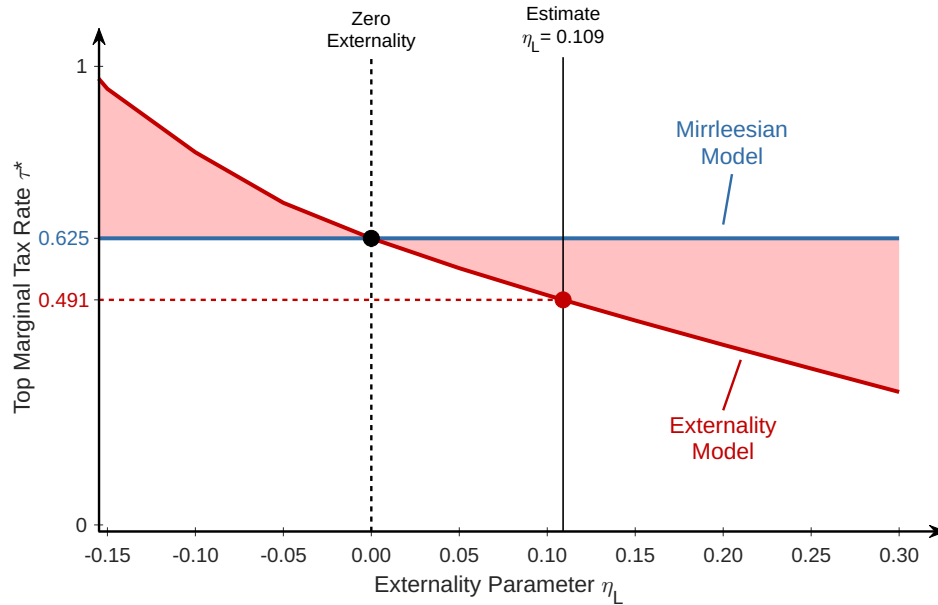


**FIGURE 2: CALIBRATION ANALYSIS OF THE OPTIMAL TOP TAX RATE**  
VARYING THE PATTERN AND STRENGTH OF EXTERNALITIES

**A. Externalities Within the Top 1%**



**B. Externalities From the Top 1% to the Bottom 99%**



Notes: This figure presents a calibration analysis of the optimal top tax rate under different assumptions about the pattern and strength of externalities. Panel A considers the case where externalities occur only within the top group, varying the externality parameter  $\eta^*$ . Panel B considers the case where externalities occur only between the top and bottom groups, varying the externality parameter  $\eta_L$ . In each panel, the optimal top tax rate is depicted by the red curve, while the Mirrleesian top tax rate without externalities is depicted by the blue line. As shown, the optimal tax rate is much more sensitive to externalities that run from top earners to bottom earners than to externalities within the top group. In Panel B, the vertical solid line marks the externality estimate implied by [Jakobsen et al. \(2024\)](#). At this estimate, the optimal top tax rate equals 0.491, lower than the Mirrleesian top tax rate of 0.625.