

NBER WORKING PAPER SERIES

INFLATION SURGE AND SOVEREIGN BORROWING:
THE ROLE OF POLICY PRACTICES IN STRENGTHENING SOVEREIGN RESILIENCE

Joshua Aizenman
Huanhuan Zheng

Working Paper 31173
<http://www.nber.org/papers/w31173>

NATIONAL BUREAU OF ECONOMIC RESEARCH
1050 Massachusetts Avenue
Cambridge, MA 02138
April 2023, revised September 2023

Insightful comments by anonymous referees and the Editor are gratefully acknowledged. Aizenman gratefully acknowledges the financial support of the Dockson Chair at the University of Southern California. The views expressed herein are those of the authors and do not necessarily reflect the views of the National Bureau of Economic Research.

NBER working papers are circulated for discussion and comment purposes. They have not been peer-reviewed or been subject to the review by the NBER Board of Directors that accompanies official NBER publications.

© 2023 by Joshua Aizenman and Huanhuan Zheng. All rights reserved. Short sections of text, not to exceed two paragraphs, may be quoted without explicit permission provided that full credit, including © notice, is given to the source.

Inflation Surge and Sovereign Borrowing: The Role of Policy Practices in Strengthening Sovereign Resilience

Joshua Aizenman and Huanhuan Zheng

NBER Working Paper No. 31173

April 2023, revised September 2023

JEL No. F21,F31

ABSTRACT

Sovereign borrowing during inflation surges is a litmus test of a government's ability to withstand and navigate macroeconomic shocks. Based on transaction-level bond issuance data, we explore how sovereign financing strategies respond to inflation surges and how policy practices affect their ability to weather inflation shocks. We find that governments lean more towards external borrowing in foreign currency during periods of high inflation, in part to reduce borrowing costs. This pattern is particularly prevalent in emerging markets, especially when the inflation surge is prolonged and severe. We further show that good practices of fiscal discipline and credibly pegged exchange rate regime alleviate external borrowing in foreign currency amid inflation surges.

Joshua Aizenman
Economics and SIR
University of Southern California
University Park
Los Angeles, CA 90089-0043
and NBER
aizenman@usc.edu

Huanhuan Zheng
Lee Kuan Yew School of Public Policy
National University of Singapore
Singapore
arwenzh@gmail.com

1. Introduction

Surging inflation around the world puts sovereign governments to the test of their resilience to macroeconomic shocks. During periods of low and stable inflations, which are often accompanied by more prolonged expansions of economic activity, governments, especially those from investable emerging markets (EMs), increasingly borrow externally in their own currency, which mitigates EM's exposures to income risk and currency mismatch risk (Ottonello and Perez 2019). Will these sovereign borrowing patterns persist when inflation surges? Surging inflations dilute local-currency debt burden, which benefits borrowers but hurts lenders. All the others being the same, governments would like to borrow in local-currency, but risk-averse international investors would be hesitant to lend in borrower's local currency unless a substantial premium is offered. This means governments would need to offer sufficiently high returns to borrow in their local currency when inflation surges. Otherwise, they would have to forgo the hedging benefit of local-currency debt and resort to borrow in foreign currency, which exposes them to exchange rate risk and income risks. How would governments trade off the costs and benefits of borrowing externally in different currencies amid surging inflation? To answer this question, this paper explores how sovereign financing behavior responds to inflation shocks and identifies policy options and fiscal disciplines that may improve sustainable debt management over inflation-deflation cycles. Our findings offer valuable insights into how governments can navigate the challenges of sovereign borrowing during inflation surges and ultimately improving long-term debt sustainability, by sticking to good policy practices even during periods of low and stable inflation.

We start with exploring how inflation shocks affect sovereign borrowing patterns. The premise of our research design is that significant deviations from the stable inflation trends often defy conventional forecasting techniques, and is challenging, if not altogether impossible, to control. Therefore, the transition between stable and high inflations, which represents the occurrence of significant inflation shocks, should be relatively exogenous. We identify high and stable inflation episodes following the peak-to-trough approach by Braun and Larrain (2005) and the absolute criteria by Blanco, Ottonello, and Ranosova (2022). The shifts from stable to high inflation regimes reduce the real debt burden, easing fiscal constraints for borrowers. However, this also undermines monetary policy credibility, prompting lenders to either restrict credit or demand higher interest rates. Existing theories predict that governments lacking monetary policy credibility are compelled to borrow externally in foreign currency to mitigate borrowing costs (Du, Pflueger, and Schreger 2020), access credit market (Engel and Park 2022), or avoid

distortionary policies (Ottonello and Perez 2019). We therefore anticipate governments to lean more towards external foreign-currency borrowings in response to significant shifts in inflation dynamics. We test this conjecture by comparing sovereign borrowing behavior between periods of high and stable inflation, utilizing transaction-level sovereign bond issuance data for 50 economies from 1970M1 to 2022M12. In line with the theoretical prediction, we find that governments issue more foreign-currency bonds in foreign markets during high inflation episodes than in stable ones. We perform a series of checks to rule out the possibility that the documented result is driven by reverse causality or omitted variable bias. Furthermore, we find that EMs are more inclined to borrow externally in foreign currency than advanced markets (AMs) in response to inflation shocks, which motivates us to focus on EMs for subsequent analysis. We show that external borrowing in foreign currency is more cost-effective amid high inflation, aligning with Du, Pflueger, and Schreger (2020). Additionally, the volume of such borrowing swells in response to inflation shocks, echoing Engel and Park (2022)'s credit access theory.

After documenting evidence that governments are more likely to borrow externally in foreign currency when hit by inflation shocks, we proceed to explore the roles of policy practices in alleviating the effects of inflation shocks. The inflation shock provides a litmus test of monetary credibility perceived by international investors. When investors trust that governments would take the necessary steps to keep inflation in check such as raising interest rates or cutting public spending, they would be less concerned about income risk and foreign exchange rate risk, and therefore more willing to hold local-currency debt for lower premiums. This, in turn, would reduce sovereign borrowing costs in local currency, diminishing the government's inclination towards external borrowing in foreign currency. We measure the trustworthiness of governments by their track records of managing inflation and practices of fiscal disciplines. We reveal that prolonged, severe high inflation episodes, which indicate lower sovereign capability (or willingness) to tame inflation, are associated with a heightened likelihood of external foreign currency borrowing. We also find that inflation targeting, which signals governments' commitment to credible monetary policy, appears to mitigate the need to borrow externally in foreign currency, though the evidence is not statistically significant—possibly because investors place low weight on the government commitments that may not be fulfilled. We further show that EMs with higher debt burden and fiscal deficits, which are associated with weaker fiscal sustainability and greater likelihood of inflating away debt, are more likely to borrow externally in foreign currency during episodes of high inflation.

In addition to track records of monetary credibility, foreign investors may also care about international economic policies, which affect the return of risk measured in their home country currency. Credibly pegged exchange regimes, which preserve the value of local currency relative to USD and other international currencies, also protect investors' holding of local-currency debt. Open capital accounts facilitate capital mobility, enabling foreign investors to buy or sell debt in response to volatile risk-return tradeoff swiftly. Pegged exchange regimes and open capital account lead to dependent monetary policy (Mundell's Trilemma). Thereby, a country's monetary policy is mostly determined by leading central banks, whose monetary policies are often relatively credible, improving EMs' monetary credibility relative to those pursuing autonomous monetary policy. All these policies protect the interest of foreign investors holding local-currency debt, which may enable EM governments to borrow externally in their own local currency when inflation escalates. We find that credibly pegged exchange regimes but not open capital accounts or monetary dependence on leading economies reduce the response of external foreign currency borrowing to inflation shocks.

Our findings have useful policy implications. First, the heightened external borrowing in foreign currency warns of rising sovereign risk accumulated during periods of high inflation. Second, it highlights the importance for EMs to maintain exchange rate stability, which contribute to mitigating the reliance on foreign-currency external debt and improving debt sustainability during high inflation. Our contributions to the literature are twofold. First, it adds to the literature on sovereign debt structure by uncovering how inflation dynamics changes the choice of currency denomination and marketing strategies. Second, we document new evidence on how international policies alleviate the need to borrow externally in foreign currency that expose governments to greater risk during high inflation.

Literature review

This paper is closely related to the literature on currency denomination of sovereign debt. Traditionally, EMs have difficulty borrowing externally in their own local currencies, a phenomenon dubbed as "original sin" (Eichengreen and Hausmann 1999). This exposes EMs to volatile capital flows, exchange rate, economic outputs, and in extreme cases currency crises (Eichengreen, Hausmann, and Panizza 2005). The original sin recedes in recent decades, especially after the 2007 global financial crisis (Arslanalp and Tsuda 2014; Du and Schreger 2016; Zheng 2022), and rebounds after the pandemic outbreak. Many theories seek to uncover potential determinants of original sin. High levels of local-currency debt hedge against income

risk while creating incentives to dilute debt repayment through inflation or currency depreciation. Ottonello and Perez (2019) show that prolonged economic expansion and inflation stabilization in EMs over the past decades mitigate the dilution incentives and motivate governments to borrow more in local currency. Aguiar et al. (2014) and Engel & Park (2022) prove that monetary credibility contributes to improving sovereign borrowing in local currency. Empirical evidences are however mixed. Hausmann and Panizza (2003) and Aizenman et al. (2021) document weak correlation between monetary credibility and external borrowing in local currency, while Hale, Jones, and Spiegel (2020) show that firms in countries with a history of lower inflation issue more local-currency bonds. We contribute to this strand of literature by showing that the relation between inflation and the currency composition of sovereign debt is contingent, and by uncovering the new roles of policy practices in shaping the choice of currency denominations amid high inflation.

This paper also fits into the literature on inflation targeting. Inflation targeting improves monetary policy coherence, transparency and discipline (Bernanke and Mishkin 1997). EMs that adopt inflation targeting typically have lower inflation and inflation volatility (Gonçalves and Salles 2008; Lin and Ye 2009), though the evidence is mixed for AMs (Ball and Sheridan 2003; Mishkin and Schmidt-Hebbel 2007). Rose (2007) document international evidence that economies adopting inflation targets enjoy lower volatility of exchange rates and capital flows. This paper is most closely related to Ogrokhina and Rodriguez (2018), which find that inflation targeting increases the share of local-currency international debt. We contribute to this strand of literature by discovering positive but insignificant role of inflation targeting in improving sovereign borrowing in local currency when inflation surges, possibly because the surging inflation itself erode the credibility of inflation targeting.

2. Data and methodology

2.1 Data

2.1.1 Sovereign bond related data

We obtain transaction-level sovereign bond issuance data for the period of 1970M1-2022M12 from the Refinitiv Eikon. To focus on active issuers, we require an economy to have bond records in at least 10 years in our sample (our main results remain robust when removing or loosening this restriction). We further drop economies lacking data on key independent variables. This leaves us with 50 distinct economies, including 31 AMs and 19 EMs. Appendix

Table 1 provides a list of these economies.¹

Our key dependent variables are bond specific indicators. To understand the structure of investor base, we define *Foreign* as a dummy that equals 1 if the bond is issued in international markets targeting foreign investors, and 0 otherwise. To look into the role of currency denomination, we define *FC* as a dummy that equals 1 if the bond is denominated in foreign currency, and 0 otherwise. According to the combination of targeted investors and currency denomination, we introduce (i) *FCF*, a dummy that equals 1 if the bond is denominated in foreign currency and market to foreign investors, and (ii) *FCD*, a dummy that equals 1 if the bond is denominated in foreign currency and market to domestic investors.

We also obtain coupon rate and *Zero*, an indicator of zero coupon bond, to gauge broader borrowing costs. For a more encompassing assessment of borrowing expenses, we extract monthly yield to maturity (*YTM*) data for all actively traded bonds from the identical source. Note however only a small proportion of these bonds in our sample have data on YTM.

2.1.2 Inflation episodes

We obtain monthly inflation data for each economy in our sample from IMF's International Financial Statistics. From the fluctuations of monthly inflation, we identify episodes of high inflation, which comprised of inflation surge and inflation reversal. Our identifications of different inflation episodes follow the institution in Braun and Larrain (2005), whose algorithm was originally applied to identify recessions. The algorithm well replicates NBER's identification of the US business cycles peaks and troughs (see for example Samaniego & Sun, 2015). We customize this algorithm to identify peaks and troughs, which correspond to the local maximum and minimum inflation in each economy respectively and utilize a peak-to-trough criterion to identify economy-specific inflation surges and reversals. A peak occurs when inflation in a month is more than one standard deviation above the mean and is higher than in both the previous and the posterior 12 months (one year). We use the mean and standard deviation of the inflation in each economy. To mitigate the concern about the disturbing hyperinflation in many EMs before 2000, which may bias our identification, we also calculate the mean and stand deviation for the period before and after 2000 separately to check the robustness of our results.

¹ Argentina, an important player in international debt market, is missing from our sample because of the lack of data on control variables. Moreover, its inflation data from IMF is also relatively short (2007M1-2022M12), which prevent us from effectively identify the episode of high inflation.

After identifying the peak, we search *backward* in time to find a local trough, which is the month in which inflation is lower than both the previous and posterior 12 months. An episode of inflation surge goes from the month of the backward trough to the month of the peak, which captures the transition from stable to high inflation. For each peak, we also trace *forward* in time to find a local trough, and define inflation reversal as the periods from the month of the peak to the month of the forward trough. The episode of inflation reversal captures the process of disinflation.

Each episode of inflation surge is followed by an episode of inflation reversal unless such an episode is still ongoing. There is significant uncertainty as inflation deviates from its stable trajectory, going up from trough to peak and then reverse the trend. We refer the episode of inflation surge and its companion inflation reversal as episode of high inflation. Combining inflation surge and reversal also enables us to compare our identifications of high inflation episodes with Blanco et al. (2022). Both the timing and magnitude of these inflation surges and reversals are intrinsically challenging to predict and manage, which underscores the relative exogeneity of large and abrupt shifts in inflation dynamics.

For robustness checks, we also follow the relative criteria in Blanco et al. (2022) to identify episodes of high inflation (or large inflation surges in Blanco et al.'s terminology). In particular, we first calculate the mean and standard deviation of inflation in the past 10 years for each economy, and then define the episode of high inflation as the periods when inflation is at least 1.65 standard deviation higher than its mean. Appendix Figure 1 illustrates episodes of inflation surges and reversals in the US, which capture key large fluctuations of inflation in the history.

2.1.3 Sovereign debt stock and composition

We obtain quarterly data on sovereign debt stock in EMs decomposed by currency denomination (foreign- or local-currency) and investor types (foreign or domestic investors) from Arslanalp and Tsuda (2014). The sample period is from 2003Q1 to 2022Q4. External debt is the share of outstanding debt held by foreign investors, regardless of their currency denomination, as a ratio of total debt outstanding. Foreign-currency (local-currency) debt refers to the share of outstanding foreign-currency (local-currency) debt held by all investors as a ratio of total debt outstanding. Foreign-currency (local-currency) external debt is the share of outstanding foreign-currency (local-currency) held by foreign investors as a ratio of total debt outstanding.

2.1.4 Control variables

We include into our baseline regressions a series of economy-specific monthly macroeconomic variables, including monetary policy rate, the logarithm of official reserve, unemployment rate, and output growth. Output growth is calculated as the annual growth rate of industrial production index. All these variables are obtained from Datastream.

In the robustness checks, we also include a series of other monthly variables that have a smaller coverage. Each economy's local currency appreciation is calculated as the reverse return from the spot foreign exchange rate from WM/Refinitiv, with a positive value indicating currency appreciation relative to the USD. Fiscal deficit as a ratio of GDP is from Datastream.

2.1.5 Other macroeconomic variables

We classify each economy's foreign exchange rate regime based on Ilzetzi, Reinhart, and Rogoff (2019). Economies that are in a currency union, follow a currency board arrangement, or have a crawling band not wider than $\pm 2\%$ (fine classification code is below 9) are considered to have a credibly pegged exchange rate system. All the other economies are then classified as floating exchange regime. We obtain the normalized Chinn–Ito capital account openness index from Chinn and Ito (2006). An economy has a fully open capital account and therefore perfect capital mobility if its capital account openness index equals 1. All the others with different degree of capital control are classified as regulated markets. An economy is considered to have monetary autonomy if it is pursuing either floating exchange rate or regulated capital account, and monetary dependence otherwise.

To measure *de jure* central bank independence, we obtain data from Garriga (2016). The central bank's overall independence index can be further decomposed into dependence in choosing board membership and tenure (board), designing and conducting monetary policy (policy), and defining objectives (objective).

We also obtain annual macroeconomic variables from World Development Indicator (WDI) including (i) GDP per capita growth rate, (ii) the logarithm of GDP per capita, and (iii) trade openness calculated as the sum of import and export normalized by GDP.

2.2 Summary statistics

We report the summary statistics of key variables during episodes of high and stable inflation as well as their differences in Table 1. We show preliminary evidence that, on average,

government are more likely to issue bonds in foreign markets and denominate bonds in foreign currency in episodes of high inflation. The dummy indicator FCF , which equals 1 for foreign-currency bonds issued in foreign market, has a mean of 9.5 percentage points in high inflation episode, suggesting that about 10 out of 100 sovereign bonds issued are denominated in foreign currency and marketed to foreign investors. This number is 0.8 percentage points higher than that in stable inflation episode, and the difference is statistically significant at the 1% level. It suggests preliminarily that governments are more likely to issue foreign-currency bonds in foreign markets during high inflation episode. We observe similar pattern for FCD , a dummy that equals 1 for foreign-currency bonds issued in domestic market, is 3.8 percentage points higher during episodes of high inflation. Consolidating FCF and FCD into FC , which equals 1 for bonds denominated in foreign currency regardless of markets of issuances, we observe that governments are 4.5 percentage points more likely to denominate bonds in foreign currency during high inflation. *Foreign*, a dummy that equals 1 for bonds issued in foreign markets regardless of currency denomination, has a larger mean in high inflation episode, suggesting that governments are more likely to borrow externally when inflation is high.

Inflation rate is 5.6% on average in episode of high inflation, compared to 3.4% during stable inflation, and the difference (2.2 percentage points) is statistically significant at the 1% level. Interest rate is also higher in high inflation episode, suggesting central banks tighten monetary policy during these periods. Official reserve is slightly lower during high inflation episode, possibly because policymakers draw reserve to defend local currency that tends to depreciate when inflation surges. Unemployment is lower while output growth is higher during high inflation, which is consistent with the Philip curve that high inflation reduces unemployment and boost economic growth.

[Insert Table 1 here]

2.3 Methodology

2.3.1 Baseline model

Anticipating and managing significant fluctuations in inflation dynamics remains challenging. Consequently, the shift between high and stable inflation episodes, which typify inflation shocks that disrupt the standard trajectory, can be considered relatively exogenous. Existing theories predict that the lack of monetary policy commitment, which is often materialized into high inflation, leads to an increase in foreign-currency external debt as governments seek to improve access to credit or reduce borrowing costs (Engel and Park 2022; Ottonello and Perez

2019; Du, Pflueger, and Schreger 2020). To explore the roles of inflation shocks on sovereign debt finance, we compare the difference in the probability of borrowing externally in foreign currency between high and stable inflation episodes by estimating the following model:

$$FCF_{i,t}^j = \beta \times D_{i,t}^{HighInflation} + \gamma \times X_{i,t} + C_{i,y} + C_t + \varepsilon_{i,t}^j. \quad (1)$$

The dependent variable $FCF_{i,t}^j$ is a dummy that equals 1 if bond j issued by economy i at month t is denominated in *foreign currency* and marketed in *foreign markets*, and 0 otherwise. For robustness checks, we also look into three other dependent variables related to currency denominations and targeted investors of sovereign bonds: (i) $Foreign_{i,t}^j$, a dummy that equals 1 if bond j issued by economy i at month t is marketed in *foreign markets*; (ii) $FC_{i,t}^j$, a dummy that equals 1 if bond j issued by economy i at month t is denominated in *foreign currency*, and 0 otherwise; and (iii) $FCD_{i,t}^j$, a dummy that equals 1 if bond j issued by economy i at month t is denominated in *foreign currency* and marketed in *domestic markets*, and 0 otherwise.

The key independent variable $D_{i,t}^{HighInflation}$ is a dummy indicator that equals 1 during episode of high inflation, and 0 otherwise. Episodes of high inflation stand out due to their marked deviations from the established norm, which often defy conventional forecasting techniques and are intrinsically challenging to manage. This underscores the relative exogeneity of $D_{i,t}^{HighInflation}$, which captures large and abrupt shifts in inflation dynamics.

The set of monthly economy-specific control variables is $X_{i,t}$, which captures monthly variations in the tendency to issue bonds in foreign markets and/or denominated them in foreign currency. In our main regressions, It takes the value of (i) $Inflation_{i,t}$, the inflation rate; (ii) $Interest_{i,t}$, the key policy interest rate; (iii) $Unemployment_{i,t}$, the unemployment rate; (iv) $OutputGrowth_{i,t}$, the output growth measured by the logarithmic change in industrial production index relative to the same month in the previous year; and (v) $Reserve_{i,t}$, the logarithm of the dollar amount of official reserve, in economy i at period t . Economy-year fixed effects $C_{i,y}$ are included to take care of annual economy-specific factors that may affect sovereign bond issuance patterns, either observable or unobservable. To absorb the effects of global factors such as the global risk appetite and liquidity risk that could influence global debt market, we further control for time fixed effects.

The key parameter of interest is β , the coefficient of $D_{i,t}^{HighInflation}$, which capture the average difference in the probability of issuing foreign-currency bonds in foreign markets between high and stable inflation episodes. Intuitively, high inflation undermines the real value of investors' bond holdings. When suffering from high inflation, domestic credit market is usually constrained, government may tend to international market to access more external funding. High inflation is typically accompanied with significant local currency depreciation, which expose foreign investors to substantial foreign exchange rate risk. Thus, international investors would prefer bonds denominated in their own country's currency or international currency rather than the issuer's currency unless a significant premium is offered. Domestic investors may also seek to preserve their asset value or hedge inflation risk through investing in foreign-currency bonds. Thus, during periods of high inflation, we expect governments to issue more foreign-currency bonds and/or market them to foreign investors, relative to periods of stable inflation. If this the case, the parameter β should be positive and statistically significant.

For β , the coefficient of $D_{i,t}^{HighInflation}$, to be interpreted as the impact of inflation shocks on external borrowing in foreign currency ($FCF_{i,t}^j$), we need to address two potential endogeneity concerns. The first is reverse causality from $FCF_{i,t}^j$ to $D_{i,t}^{HighInflation}$. It seems dubious for sovereign bond issuance patterns to affect large and abrupt shifts in inflation dynamics given the relative exogeneity of $D_{i,t}^{HighInflation}$. The second is omitted variable bias which could arise if information contained in $\varepsilon_{i,t}^j$ affects simultaneously $D_{i,t}^{HighInflation}$ and $FCF_{i,t}^j$. Our economy-year fixed effects $C_{i,y}$, which absorb annual factors that could possibly affect $D_{i,t}^{HighInflation}$ and $FCF_{i,t}^j$, mitigate the omitted variable concerns given that the majority of macroeconomic variables are only available at by annual frequency. We further tackle with these two concerns with additional analysis in Section 3.2.

2.3.2 State-dependent responses to high inflation

Various factors may affect the response of sovereign borrowing behaviour to high inflation. To understand how inflation-disinflation dynamics, economic fundamentals, debt structure, and policies affect the response of external foreign-currency borrowing to inflation shocks, we estimate the following model:

$$FCF_{i,t}^j = \lambda_1 \times D_{i,t}^{HighInflation} \times I_{i,t} + \lambda_0 \times D_{i,t}^{HighInflation} \times (1 - I_{i,t}) + \gamma \times X_{i,t} + C_{i,y} + C_t + \varepsilon_{i,t}^j \quad (2)$$

Here $I_{i,t}$ is a dummy that equals 1 for a specific condition i.e., when the duration of inflation is above the sample median, and 0 otherwise. Note that $1 - I_{i,t}$ equals 1 when $I_{i,t} = 0$, which captures the scenario other than $I_{i,t} = 1$. The coefficients λ_1 and λ_0 essentially reflects the response of sovereign borrowing to high inflation in two distinct states indicated by $I_{i,t}$ and $1 - I_{i,t}$. If a specific indicator or policy strengthens (weakens) the response of foreign-currency sovereign bond issuances in foreign market to high inflation, we should have $\lambda_1 > \lambda_0$ ($\lambda_1 < \lambda_0$).

2.3.3 Aggregate borrowing differentiated by currency denomination

Greater likelihood of foreign-currency bond issuances in foreign market may not necessarily translate into more external foreign-currency borrowing. To address this concern, we aggregate bonds issued by the same sovereign in each month according to whether they are marketed to foreign investors and denominated in foreign currency. We then compare the size of external foreign-currency borrowing with the size of other borrowing in the same economy during episodes of high inflation, relative to that during stable inflation by estimating the following model:

$$Size_{i,t}^k = \lambda \times D_{i,t}^{HighInflation} \times k_{i,t} + \beta \times D_{i,t}^{HighInflation} + \tau \times k_{i,t} + \gamma \times X_{i,t} + C_{i,y} + C_t + \varepsilon_{i,t}^j \quad (3)$$

Here $Size_{i,t}^k$ refers to the size of sovereign borrowing by economy i at month t in category k , where the category indicator $k_{i,t}$ is a dummy that equals 1 for external borrowing in foreign currency and 0 otherwise. For robustness checks, we also replace the dependent variable with its logarithmic and inverse hyperbolic sine transformation, as well as employ Poisson pseudo maximum likelihood (PPML) estimator to deal with zero observations and heteroscedasticity (Silva and Tenreyro 2006). If the size of external foreign-currency borrowing increases relative to that of other borrowing in response to inflation shocks, the coefficient λ should be positive and statistically significant.

3. Empirical analysis

3.1 Baseline results

We estimate equation (1) to explore how sovereign bonds issuances differ between episodes of high and stable inflation and report the results in Table 2. The coefficient of $D_{i,t}^{HighInflation}$, a dummy indicator of high inflation episode, is positive and statistically significant in column 1, indicating governments are more likely to issue bonds in foreign markets and denominate them

in foreign currency when inflation is relatively high.² In particular, the average probability of issuing foreign-currency bonds in foreign markets (*FCF*) increases significantly by 1.6 percentage points during periods of high inflation, relative to periods of stable inflation. This is equivalent to a 18% increase given that the average probability of issuing foreign-currency bonds in foreign markets is only 8.7 percentage points (see column 3 in Table 2). This finding is consistent with the prediction of existing theories (Engel and Park 2022; Ottonello and Perez 2019; Du, Pflueger, and Schreger 2020) that governments lacking monetary policy commitment—often manifesting as elevated inflation—borrow externally in foreign currency to improve access to credit or reduce borrowing costs.

[Insert Table 2 here]

We further explore whether the source of funding (foreign or domestic) or currency denomination are driving our result by replacing the dependent variable with $Foreign_{i,t}^j$, a dummy that equals 1 if bond j issued by economy i at month t is marketed in *foreign markets*; and $FC_{i,t}^j$, a dummy that equals 1 if bond j issued by economy i at month t is denominated in *foreign currency*. Columns 2 and 3 show that the average probability of issuing bonds in foreign markets or denominating bonds in foreign currency increases significantly during high inflation episode. The estimated coefficients of $D_{i,t}^{HighInflation}$ in columns 1 and 2 are similar, suggesting that the most bonds issued in foreign markets in response to high inflation are denominated in foreign currency. The result in column 3 rules out the possibility that our baseline result in column 1 is driven by external borrowing but not foreign-currency denomination. The coefficient of $D_{i,t}^{HighInflation}$ in column 3 is larger than that in column 1 because some governments issue foreign-currency denominated bonds in domestic markets to attract domestic investors who seek to preserve their asset value or hedge inflation risk (given the co-movements between exchange rate and inflation when inflation is surging). Column 4 shows no statistical evidence that the probability of issuing foreign-currency bonds in local markets differ between high and stable inflation episodes. This corroborates that both foreign borrowing and foreign-currency denomination are driving the positive response to high inflation. Overall, our findings point to a significant increase in the probability of issuing

² Governments offer more credibility issuing foreign-currency bonds than inflation-linked bonds amid high inflation. This is because inflation-linked bonds carry the risk of governments potentially underreporting inflation rates, while foreign-currency bond values remain beyond a government's direct influence, ensuring a more transparent and reliable investment.

foreign-currency bonds in foreign markets during periods of high inflation.

The estimated coefficients of various control variables are also consistent with the literature. We find that bonds are more likely to be issued in foreign markets and/denominated in foreign currency in economies with higher inflation and interest rate (indicating tighter domestic credit), greater reserve, lower unemployment rate, and faster output growth.

3.2 Potential endogeneity issues

Our key explanatory variable $D_{i,t}^{HighInflation}$ is relatively exogenous given that large and abrupt shifts in inflation dynamics are difficult to predict and manage. This supports the ascription of the documented difference in sovereign borrowing patterns between high and low inflation episodes to inflation shocks. However, one may still concern about potential reverse causality that external foreign currency borrowing heighten inflationary risks. The documented relation could be spurious if we omit factors that simultaneously affect both sovereign borrowing patterns and inflation risks. We turn to address these two concerns in this section.

3.2.1 Reverse causality

We argue that the reverse causality in our context is dubious on multiple fronts. First, if governments can manipulate the likelihood of significant inflation shocks through mere alterations in the currency denomination and issuance market of sovereign bonds, historical instances of hyperinflation may have been averted: governments could simply denominate their bonds in their local currency and/or borrow internally to mitigate inflation shocks. Nevertheless, the reality contradicts this assumption: even economies predominantly borrowing in local currency, like the United States, have not been immune to notable inflationary periods. Even within a theoretical environment where governments may optimize inflation, Engel and Park (2022) and Ottonello and Perez (2019) demonstrate that those borrowing in local currency are tempted to elevate inflation to alleviate debt burdens, while those borrowing in foreign currency have incentives to keep inflation stable. This implies a negative coefficient of $D_{i,t}^{HighInflation}$, which contradicts with our estimation results.

Second, if fiscal practices possess the capacity to impact inflation rates, their influence should be even more pronounced when central banks exhibit a certain degree of dependency—indicating a willingness to tolerate inflation increases. If governments were to induce inflation shocks through currency denomination and issuance market, such a strategy should be less effectively pursued in economies with a higher level of central bank independence that

undermines fiscal-monetary coordination. We test this hypothesis using *de jure* central bank independence data from Garriga (2016). However, column 1 of Appendix Table 2 provides no statistical evidence that central bank independence affects the difference in external foreign currency borrowing between high and stable inflation episodes. Replacing the overall central bank independence index with its components that capture independence in determining board membership and setting policy objectives yield the same result (columns 2 and 4 of Appendix Table 2). Indeed, in contrast to the prediction, central bank's independence in conducting monetary policy increase the tendency to borrow externally in foreign currency during high inflation. These results reduce the likelihood that governments can influence inflation through changing their borrowing patterns.

Third, one may argue that governments influence inflation risks unintentionally or undesirably when borrowing externally in foreign currency, which are associate with higher macroeconomic risks (Eichengreen, Hausmann, and Panizza 2005). This situation effectively presents an omitted variable bias rather than a reverse causality. This is because sovereign borrowing pattern is intricately tied to fiscal deficits, wherein currency denominations and market of issuances are chosen to fulfil this fiscal purpose. In response to the need to finance these deficits, governments may opt for foreign currency-denominated bonds to access credit or alleviate borrowing costs (Engel and Park 2022; Ottonello and Perez 2019; Du, Pflueger, and Schreger 2020). Thus, both the surge in foreign-currency external borrowing and inflation risks fundamentally stem from fiscal deficits. We mitigate such an omitted variable concern by controlling for fiscal deficits in subsequent section.

Fourth, one may further argue that the choice of currency denomination and market of issuance is not entirely driven by fiscal deficits, and it is the component that is unrelated to fiscal deficits that are driving the inflation risks. We mitigate this concern by two empirical exercises. We first replacing the key explanatory variable with its one-month lag and forward values, respectively. Given the relatively slow economic dynamics in macroeconomics, it may take some time for the sovereign bond issuance patterns and episode of high inflation to affect each other. If our document relation is driven by the impact of borrowing externally in foreign currency in increasing the occurrence of high inflation, their relation should be weakened when we replace the high inflation indicator with its one-month lag value. This shift enables us to isolate the inflation trends of the past month that have yet to be influenced by the current sovereign borrowing patterns. We juxtapose this with an analysis incorporating the one-month

forward values, where the future inflation has already been impacted by the prevailing sovereign borrowing pattern, if there is any. The coefficient of the forward indicator of high inflation should be more positive if our baseline result is driven by the reverse causality. In contrast to our prediction, Appendix Table 3 shows that the past but not future high inflation affects current likelihood of borrowing externally in foreign currency, which mitigates the concern over reverse causality.

Finally, given that it is implausible for an EM's borrowing patterns to affect the global inflation shocks, we can mitigate the concerns of reverse causality by replacing economy-specific inflation shock, $D_{i,t}^{HighInflation}$, with measures of common inflation shocks across economies. Our first measure of the global inflation shock is the coefficient of time-fixed effects from the regression of $D_{i,t}^{HighInflation}$ on economy- and time-fixed effects. We treat the inflation shocks from the US as relatively exogenous to EMs given its dominance in driving global financial cycles. The two US-based measures include (i) the unexpected inflation shocks calculated as the difference between expected and realized inflation shocks from Fred; and (ii) $D_{us,t}^{HighInflation}$, the occurrence of high inflation in the US. Columns 1-3 of Appendix Table 4 show that the coefficients of these alternative measures of inflation shocks that are more exogenous to sovereign borrowing behavior are positive and statistically. This corroborates our key result that inflation shocks increase the likelihood of borrowing externally in foreign currency.

3.2.2 Omitted variables

We have controlled for economy-year fixed effects to absorb annually varying factors that may simultaneously affect $D_{i,t}^{HighInflation}$ and $FCF_{i,t}^j$. However, one may still be concerned about omitting higher-frequency determinants of $D_{i,t}^{HighInflation}$ and $FCF_{i,t}^j$ as well as heterogeneous roles of some controlled factors such as global risk appetite in affecting sovereign borrowing behavior.

We take several steps to mitigate the omitted variable concerns. First, to account for the heterogeneous roles of global risk aversions on economies with different degree of macroeconomic vulnerability, we expand the regression to include the interactive fixed effects between time and indicators of relatively high (above sample median) fiscal deficits international reserve, current account deficit, and terms of trade. Appendix Table 5 shows that our key result remains robust after controlling for these interactive fixed effects. This mitigates

the concern that heightened inflation prompts a greater likelihood of issuing foreign-currency bonds in overseas markets due to investors' heightened risk aversion toward more susceptible economies vulnerable to capital flight and sudden stops.

Second, we control for additional monthly economic variables like fiscal deficits and foreign exchange returns, despite sparse data, and transition from the economy-year to economy-quarter fixed effects, capturing observable and unobservable quarterly fluctuations. Columns 1 and 2 of Appendix Table 6 confirm the robustness of our key finding, mitigating concerns of omitted variable bias.

Third, we follow Oster (2019) to validate the robustness of our result to omitted variable bias. Comparing the results in column 3 of Appendix Table 6 and column 1 of Table 2, we find that introducing economy-year fixed effects increases the R-squared but does not notably alter the estimated coefficient of $D_{i,t}^{HighInflation}$.³ This supports the robustness of our estimation to omitted variable bias. Further analysis using the algorithm in Oster (2019) yields an estimated delta of 21.560, which indicates that unobserved variables must surpass observed variables by over 21-fold importance to nullify the coefficient. Moreover, the bound of the estimated coefficient [0.016, 0.017] includes our baseline estimation (0.016). These results suggest that the omitted variables are unlikely to drive our results.

3.3 Differentiating emerging and advanced markets

EMs are typically less capable of borrowing externally in their local currency than AMs (Eichengreen, Hausmann, and Panizza 2005; Hausmann and Panizza 2003). The prolonged stable inflation in the past two decades has enabled EMs to increasingly borrow in local currency (Hale, Jones, and Spiegel 2020; Hausmann and Panizza 2003; Aizenman et al. 2021). As inflation deviates from its stable trajectory, risk-averse investors would require additional premiums to compensate their heightened risk exposures. With lower monetary policy credibility, EMs are likely to face higher premiums and more likely to turn to foreign currency borrowing to reduce borrowing costs.

We decompose the full sample into EM and AM subsamples and repeat the analysis above. The results reported in panels A and B of Table 3 show that our baseline results are mainly driven by the EM subsample. Specifically, panel A of Table 3 shows that sovereign bonds

³ In similar manner, we show in columns 4 and 5 of Appendix Table 6 that further removing economy- and time-fixed effects change R-squared substantially, which justifies their inclusion.

issued by EM governments are 2.7 percentage points more likely to be denominated in foreign currency and marketed to foreign investors (column 1), which is driven by both external borrowing (column 2) and foreign currency denomination (column 3). The coefficient of $D_{i,t}^{HighInflation}$ is similar in columns 1 and 2 and insignificant in column 4, which is consistent with the previous results that both external borrowing and foreign currency denomination are driving the positive response of external borrowing in foreign currency to high inflation.

In panel B of Table 3, we find that the coefficients of $D_{i,t}^{HighInflation}$ are not statistically significant at the 5% conventional significance level. This echoes with the literature that original sin—the lack of capability to borrow in local currency—is mainly the issue of EMs, and less for AMs (Eichengreen, Hausmann, and Panizza 2005). We therefore focus on the EM subsample for further analysis.

[Insert Table 3 here]

3.4 Funding costs

Borrowing from the insight of Du, Pflueger, and Schreger (2020), we posit the underlying mechanism of escalated external borrowing in foreign currency amid high inflation is the rising costs of local-currency debt. In this section, we delve into whether such borrowing is indeed economically advantageous when inflation surges. We replace the dependent variable in Eq.(3) with bond-level coupon rate, a broad measure of borrowing costs, and report the estimation result in Column 1 of Table 4. We find that while coupon rate amplifies during high inflation, the rise is moderated for foreign-currency bonds floated in foreign markets. Such patterns underscore the strategic advantage governments may harness by borrowing externally in foreign currency during high inflation episodes. We further demonstrate in column 2 that the likelihood of issuing zero-coupon bonds diminishes during high inflation periods. However, this decline is more tempered for foreign-currency bonds floated in foreign markets. There might be reservations regarding the comprehensiveness of these measures as true reflections of borrowing costs. To mitigate this concern, we further extract yield to maturity (YTM) for actively traded sovereign bonds in our sample. The result in column 3 of Table 4 highlight that YTM for foreign-currency bonds issued in foreign markets remains notably lower during high inflation periods. These findings provide consistent evidence that borrowing externally in foreign currency mitigates funding costs amid high inflation.

[Insert Table 4 here]

3.5 The roles of policy practices

After documenting consistent evidence that EM governments are more likely to borrow externally in foreign currency during high inflation episodes, we further explore how various policy practices affect such sovereign response to inflation shocks. To measure monetary credibility, instead of directly utilizing policy measures, whose effects may differ across economies, we focus on observed outcomes reflected in the historical inflation patterns. In particular, we check how these bond issuing patterns are associated with the surges and reversals of high inflation, the duration and severity of high inflation episode. Similarly, to compare debt sustainability across economies, we investigate the fiscal position and debt structure instead of particular fiscal or debt policy. Finally, we explore the roles of specific policies including inflation targeting and international macroeconomic policies in shaping the sovereign borrowing behavior during inflation surges.

3.5.1 Characteristics of high inflation episodes

Inflation surges and reversals

We decompose the episode of high inflation into inflation surges (trough to peak) and reversals (peak to trough) and check whether they asymmetrically affect external borrowing in foreign currency. The top left panel of Figure 1 shows that the additional probability of issuing foreign-currency bonds in foreign markets during inflation surges (1.8 percentage points), relative to episodes of stable inflation, is slightly higher than that during inflation reversals (1.3 percentage points), the difference is however not statistically significant ($p = 0.244$). Inflation surges and reversals seem to have minimal asymmetric impacts on sovereign borrowing patterns.

[insert Figure 1 here]

Duration of high inflation episodes

When the episode of high inflation lasts longer, it is more likely to exhaust existing resources domestically and force governments to turn to external debt for funding. We calculate the duration of each high inflation episode as the time gap between the backward trough and forward trough associated with the same peak. An episode of high inflation is considered long if its duration is higher than the sample median (42 months or 3.5 years), and short otherwise. The top right panel of Figure 1 shows that the additional probability of issuing foreign-currency bonds in foreign markets during long high-inflation episodes (8.5 percentage points) more than quintuples that during short high-inflation episodes (1.6 percentage points). The difference is statistically significant ($p < 1\%$). The average duration of high inflation episode in Thailand is

31 months (around 2.6 years), while that in Brazil is 89 months (around 7.4 years). Our finding suggests that EMs with prolonged histories of high inflation, such as Brazil, are more inclined to resort to external borrowing in foreign currency in response to inflation shocks compared to EMs with brief high inflation episodes, like Thailand.

Severity of high inflation episode

The deviation from stable inflation may went out of control, which generate significant risks that drive up borrowing costs or limit access to credit. We are interested in whether the patterns of bond issuances during high-inflation episodes differ between severe and mild inflation. We measure the severity of high inflation by the difference between the peak and backward trough in each episode. An episode of high inflation is considered severe if the severity is above sample median (13%), and mild otherwise. The bottom left panel of Figure 1 shows that the additional probabilities of foreign-currency bonds in foreign markets during severe high-inflation episodes (4.3 percentage points) more than doubles that during mild high-inflation episodes (0.9 percentage points), and the difference is statistically significant ($p < 1\%$).

We redefine an inflation episode as severe if its peak inflation is more than 40%, and mild otherwise. The bottom right panel of Figure 1 shows similar result: the additional probabilities of foreign-currency bonds in foreign markets during severe high-inflation episodes (4.4 percentage points) is larger than that during mild high-inflation episodes (2.1 percentage points), and the difference is statistically significant ($p = 0.032$). For EMs that have experienced severe inflation like Brazil, Turkey, Russia and Ukraine, they are more inclined to borrow externally in foreign currency when inflation surges, than EMs that experience relatively mild inflation such as Malaysia, the Philippines and Thailand.

3.5.2 Debt sustainability

Fiscal deficits

According to the fiscal theory, the present value of fiscal surplus should equal to that of sovereign debt. Governments running larger fiscal deficits (measured as a ratio of GDP to facilitate cross-economy comparison) should be less capable of repaying their debt in the future and have greater incentives to inflate away their debt burden. Taking this into account, foreign investors should better hedge inflation risk through lending in their own currency instead of sovereign borrowers'. We therefore expect government with larger fiscal deficits to borrow more externally in foreign currency during high inflation episodes. The top left panel of Figure 2 supports this conjecture: the rising likelihood of issuing foreign-currency bonds in foreign

markets during episode of high inflation is mainly driven by EMs with above sample-median fiscal deficit (5.8%). This highlights fiscal sustainability as an important driver of sovereign borrowing patterns during high inflation episodes. Our findings imply that EMs with more balance fiscal budget such as Thailand (fiscal deficit = 1.9%) and the Philippines (fiscal deficit = 2.0%) are less inclined to borrow externally in foreign currency even when encounter inflation surges than those running significant fiscal deficits such as Brazil (fiscal deficit = 20%) and Columbia (fiscal deficit = 13%).

[insert Figure 2 here]

Debt burden

Many EMs have already borrowed substantially before hitting by inflation spikes, which further limit their access to credit. They may have to offer higher premiums to access credit during periods of high inflation. Moreover, for a given path of future fiscal surplus, governments with higher historical debt burden are also more likely to default (Reinhart et al. 2003), which drive investors away from these sovereign borrowers. Consistent with this prediction, the top right panel of Figure 2 shows that EMs with above median debt-to-GDP ratio (40%) are 4.2 percentage points ($p < 1\%$) more likely to issue foreign-currency bonds in foreign markets during high inflation episodes than their peers with below median debt-to-GDP. This implies that EMs with high debt burden like Egypt (81%) and Brazil (70%) are more exposed to inflation surges than those with moderate debt burden such as Thailand (30%) and Mexico (31%). Overall, the top two panels of Figure 2 deliver the same message that EMs with lower debt sustainability lean more towards external borrowing in foreign currency during periods of high inflation.

Other than the level of debt burden, the composition of debt may also affect the overall debt sustainability. External debt is generally more destabilizing than internal debt. We show in the bottom left panel of Figure 2 that EMs with high external debt (3.4 percentage points) are more likely to issue foreign-currency bonds in foreign markets during high inflation episodes than their peers with low external debt (2.0 percentage points), but the difference (0.9 percentage points) is not statistically significant ($p = 0.110$).⁴ Inflation surges reduce local-currency debt burdens more than foreign-currency ones (see Section 4.2.2 for an illustration). Therefore, economies with sizable local-currency debt tend to have stronger fiscal positions, making them

⁴ We find similar insignificant difference (13 percentage points) between EMs with high and low foreign-currency external debt in their response to high inflation ($p = 0.202$).

more resilient to inflation shocks. Yet, inflation surges also reduce the real returns on local-currency debt, potentially sparking capital flight and inflating borrowing costs. The bottom right panel of Figure 2 show that, during periods of high inflation, EMs with high local-currency debt are less inclined to borrow externally in foreign currency (2.2 percentage points) compared to those with low local-currency debt (3.7 percentage points). However, the difference (-1.5 percentage points) is not statistically significant ($p=0.106$). It seems the enhanced resilience due to larger local-currency holdings balances out with the elevated risks of capital flight during inflationary periods.

3.5.3 Inflation targeting

The rapid diffusion of inflation targeting administered by independent central banks, following clear rules linking inflationary developments with changes of policy interest rates has been a game change for EMs, which is credited by Rose (2007) as ‘a stable international monetary system emerges’. By right, EMs adopting inflation target should commit to bring down any high inflation back to the target range. But would inflation targeting remain credible during periods of high inflation? It may be economically and politically costly to fight inflation, which force policymakers to give up inflation targeting. Moreover, even if central banks were to stick to inflation targeting, they may not be able to restore stable inflation. If inflation targeting is not credible, EMs adopting such a policy should be indifferent from the rest, otherwise, they should have less need to borrow externally in foreign currency. The top left panel of Figure 3 shows that the probability of issuing foreign-currency bonds in foreign markets during episode of high inflation is lower for EMs adopting inflation targeting but the difference is not statistically significant ($p = 0.153$). There appears no statistical evidence that inflation targeting is credible.

[insert Figure 3 here]

3.5.4 International macroeconomic policies

Exchange rate regime

Under pegged exchange rate regime and financial integration, local currency can be converted into foreign currency with low uncertainty. When exchange rates are stable, investing in foreign and local currency should be largely comparable, which reduces the need to denominate bonds in foreign currency. The ability to maintain stable exchange rate also indicates commitment to bringing inflation back to normalcy, which may increase tolerance and expectation of temporarily high inflation, and therefore improve access to credit. We follow Ilzetki, Reinhart,

and Rogoff (2019) to broadly define economies whose fine classification code is below 9 as pursuing credibly pegged exchange regime and then estimate Eq.(2).

Consistent with our conjecture, we find in the top right panel of Figure 3 that EMs with credibly pegged exchange regimes (0.02 percentage points) are less likely to issue foreign-currency bonds in foreign markets during high inflation episodes when their exchange rates are pegged than EMs with (managed) floating exchange regimes (3.8 percentage points). The difference in the probability of issuing foreign-currency bonds in foreign markets in the response to high inflation episodes between EMs with credibly pegged exchange regimes (i.e., Thailand) and floating exchange regimes (i.e., Brazil) is statistically significant ($p < 1\%$).

Capital control

When capital account is regulated, it is difficult and costly to move capital in and out of a market, which makes foreign currency denominated bonds in foreign markets more attractive to foreign investors. We therefore expect capital control to increase the likelihood to issue foreign currency bonds in foreign market. The bottom left panel of Figure 3 provides no statistical evidence to support this conjecture. Although EMs with controlled capital accounts (2.9 percentage points) are slightly more likely to issue foreign-currency bonds in foreign markets in response to high inflation than EMs with open capital accounts (2.1 percentage points), the difference (0.7 percentage points) is not statistically significant ($p = 0.630$).

Monetary autonomy

With monetary autonomy, governments may utilize their monetary policy to tame inflation at their own discretion, which may improve monetary credibility and reduce the need to borrow in foreign currency. However, to gain monetary autonomy, they would have to sacrifice capital mobility or exchange rate stability, which leads to greater tendency to borrow in foreign currency from foreign markets. The bottom right panel of Figure 3 shows that EMs with autonomous monetary policy significantly increase the probability of issuing foreign-currency bonds in foreign markets during high-inflation episodes (2.9 percentage points). There is not significant evidence that those with dependent monetary policy do the same (0.9 percentage points). One possible reason is that EMs do not actively (or effectively) tame inflation or convince markets that they can even if they have monetary autonomy. The difference in the response to inflation shocks between autonomous and dependent monetary policy regimes is however not statistically significant ($p = 0.422$).

4. Further analysis and robustness checks

In this section, we first explore the heterogeneous sovereign borrowing response to high inflation and then perform various robustness checks.

4.1 The size of external borrowing in foreign currency

So far, we have been focusing on the likelihood of issuing foreign-currency bonds in foreign markets to better utilize transaction level data. But would more issuances of foreign-currency bonds in foreign market translate into more aggregate borrowing? To explore whether the amount of external foreign-currency borrowing also increases in episodes of high inflation, we aggregate the size of bonds issued in each economy according to their currency denominations and issuing markets and then estimate Eq. (3). Column 1 Table 5 shows that during episodes of high inflation, external foreign-currency borrowing increases by 45% more than other forms of borrowing. The result remains robust when we replace the dependent variable with the inverse hyperbolic sine transformation of aggregate borrowing (column 2), or follow Silva and Tenreyro (2006) to deal with zero observations and heteroscedasticity with PPML estimator (column 5). Even in absolute amount, we find that external foreign-currency borrowing increases by 3 million per month more than other forms of borrowing during episodes of high inflation (column 3). We further normalize the size of newly issued foreign- and local-currency bonds by their corresponding stock of debt obtained from Arslanalp and Tsuda (2014) to increase their comparability across currency denominations and markets. Column 4 of Table 5 shows that the growth rate of foreign-currency debt outpaces that of local-currency debt during episodes of high inflation. These results provide consistent evidence that the aggregate sovereign external borrowing in foreign currency increase significantly in response to high inflation. This is line with Engel and Park (2022) that governments lacking monetary policy commitment borrow in foreign currency to better access credit.

[Insert Table 5 here]

4.2 Stock versus flow of debt

Thus far, our focus has predominantly rested on the flow of sovereign debt. This facilitates identification as the decisions regarding currency denominations and issuance markets are made upon bond issuance, which is relatively exogeneous to inflation shocks. Given the short time frame, newly issued bonds would not substantially impact inflation within a month, thereby alleviating concerns of reverse causality from sovereign bond issuance to inflation

surges. However, the debt stock encompasses historical information from the earliest issued bonds that have not yet matured to the most recent, and it is plausible that the accumulation of debt over time could influence macroeconomic conditions such as debt burden, potentially raising the likelihood of inflation surges and triggering concerns of reverse causality. Thus, we focus on the flow of debt in our main analysis.

However, sovereign debt stock contains important information for fiscal stance. To illuminate the role of heightened inflation on budget constraints, we now delve into how the stock of sovereign debt differs between high and stable inflation. We obtain different measures of debt stock decomposed by currency denomination and types of debt holders (domestic or foreign) from Arslanalp and Tsuda (2014). Given that currency decomposition data for sovereign debt stock is only available for EMs, our continued analysis remains confined to this subset.

4.2.1 Debt stock and inflation surges

We replace the dependent variable in Eq.(3) with various measures of debt stock to evaluate how they respond to surging inflation. Column 1 of Table 6 shows that debt-to-GDP ratio declines in episode of high inflation. This result likely stems from the challenges faced in accessing credit markets amid surging inflation, often accompanied by income shocks (Ottonello and Perez 2019), rather than indicating a reduced need for financing.

[Insert Table 6 here]

Delving into currency composition of sovereign debt, column 2 of Table 6 uncovers that the diminished debt-to-GDP ratio during high inflation periods is primarily attributed to the contraction in local-currency sovereign debt stock. Moreover, in consonance with the patterns observed in the flow data, our findings persist in the stock analysis, showcasing an augmentation in foreign-currency debt stock relative to local-currency debt stock during episodes of high inflation. Indeed, the sum of the coefficients of $D_{i,t}^{HighInflation} \times FC_{i,t}$ and $D_{i,t}^{HighInflation}$ is positive (0.178) and statistically significant ($p=0.022$), which underscores the clear uptick in foreign-currency debt stock during periods of high inflation.

Similar evidence emerges when we dissect sovereign debt stock further based on whether it is held by domestic or foreign investors (Columns 3 and 4 of Table 6). By subsequently substituting the dependent variable with the proportion of foreign- and local-currency sovereign debt relative to the total sovereign debt, we reaffirm the robustness of our earlier results (Column 5 of Table 6).

Collectively, these supplementary analyses mirror the patterns unveiled by our flow data, consistently indicating an increase in foreign-currency debt stock relative to local-currency debt stock during high inflation episodes.

4.2.2 Implications for budget constraints

The currency composition of sovereign debt stock has important implications for fiscal constraints. Heightened inflation alleviates local-currency debt burden, which provides a natural hedge against income shocks accompanied with inflation surges. This explains why governments prefer to borrow in local currency. However, the same inflation surges, coupled with pronounced local currency depreciation, could accentuate foreign-currency debt burden. To illustrate the impact of inflation surges on sovereign debt burden across different currency denominations, we provide an illustrative example.

Consider two identical governments, labelled as G1 and G2, which in period T1 finance an equal budget deficit (X) using local- and foreign-currency bonds respectively, both incurring the same normalized borrowing cost of 0. Looking ahead to period T2, an inflation shock of π occurs in conjunction with a corresponding depreciation of τ in the local currency. For G1, relying on local-currency debt, the real repayment obligation in T2 is reduced to $X/(1+\pi)$. In contrast, for G2, utilizing foreign-currency debt, the real repayment commitment in T2 becomes $(1+\tau)X/(1+\pi)$. Should the extent of local currency depreciation τ surpass the inflation shock π , the real value of the foreign-currency debt burden indeed increases following the inflation shock. When inflation remains stable, at a normalized 0, debt repayment remains consistent for both governments (X). Consequently, the relative change in the local-currency debt burden due to the inflation shock amounts to approximately $-\pi$, whereas that for the foreign-currency debt burden is approximately $(\tau-\pi)$.⁵

The alteration in historical debt burden subsequently impacts the fiscal constraints faced by governments. Assuming all other factors remain constant, those experiencing greater benefits from inflation surges in terms of reducing their debt burden encounter comparatively fewer budget constraints. On average, the differential in inflation rates between high and stable inflation periods within EMs is approximately 4%. Consequently, there is a corresponding reduction in the debt burden of about 4%. However, inflation surges also coincide with local

⁵ The relative change in local-currency debt burden can be calculated as $\frac{\frac{X}{1+\pi}-X}{X} \approx -\pi$. Similarly, approximation work for the relatively change in foreign-currency debt burden.

currency depreciation, which may magnify foreign-currency debt burden. The difference in currency depreciation between high and stable inflation periods (roughly 7%) exceeds the divergence in inflation rates during these periods (approximately 4%). This suggests that inflation surges introduce an augmented foreign-currency debt burden of approximately 3%.

To further quantify the overarching relationship between inflation surges and budget constraints, we do a back-of-the-envelope calculation. To further ascertain the extent of debt reduction or increase in terms of GDP, we calculate the product of the sovereign debt stock denominated in local (or foreign) currency as a ratio of GDP and the corresponding percentage change in debt burden. Appendix Table 7 summarizes the average changes in the sovereign debt burden expressed in terms of GDP units, categorized by the currency composition and investor types. It reveals that surging inflation leads to an average reduction of 1.266% of GDP in local-currency debt burden, while causing an increase of 0.234% of GDP in foreign-currency debt burden. Given that the majority of sovereign debt is denominated in local currency (75%), the net outcome translates to an overall reduction in the overall debt burden. However, this outcome comes at a cost for domestic investors who predominantly hold local-currency debt.

4.3 Heterogeneity over time

Most EMs have difficulty borrowing in local currency before 2000 (Eichengreen, Hausmann, and Panizza 2005), which is characterized by relatively high and volatile inflation. But this phenomenon gradually dissipates afterwards (Arslanalp and Tsuda 2014; Du and Schreger 2016; Zheng 2022; Ottonello and Perez 2019), which coincides with periods of relatively stable and low inflation. We decompose our sample into three subperiods to see whether the response of external foreign-currency borrowing vary over time. Figure 4 shows that the response of external foreign-currency borrowing is the most pronounced before 2000, possibly because inflation surges were more severe and last longer at that time, quite mute between 2000 and 2010 when inflation is rather low and stable, and become significant again after 2010 as concerns over inflation rises after various global turmoil. The result implies that even with dissipations of original sin in recent decades, sovereign governments still need to turn to foreign-currency external borrowing when inflation is out of control.

[Insert Figure 4 here]

4.4 Robustness checks

We check the robustness of our key results based on the EM subsample using alternative

identifications of high inflation, model specifications, and estimation techniques.

4.4.1 Alternative identifications of high inflation episodes

We follow Blanco et al. (2022) to identify episodes of high inflation based on absolute criteria. In particular, we define $AltD_{i,t}^{HighInflation}$ as a dummy variable that equals 1 when the inflation is above the average inflation in the past 10 years by at least 1.65 standard deviations, and 0 otherwise. Replacing $D_{i,t}^{HighInflation}$ in Eq.(1) with $AltD_{i,t}^{HighInflation}$, we repeat the analysis and report the estimation results in column 1 of Table 7. Consistent with our key results for EM, we find that the probability of issuing foreign-currency bonds in foreign market increase significantly. The estimated coefficient of $AltD_{i,t}^{HighInflation}$ (2.6 percentage points) is very similar with that of $D_{i,t}^{HighInflation}$ (2.7 percentage points, see column 1 in panel A of Table 3). This suggest that our result is robust to high inflation episodes identified based on Blanco et al. (2022).

[Insert Table 7 here]

4.4.2 Alternative model specifications

We next replace the economy-year fixed effects with a series of macroeconomic variables available at annual frequency and explore how they affect the patterns of sovereign bond issuances. Column 2 of Table 7 shows that our key results remain robust after controlling for *Trade Openness*, the degree of current account openness measured by the sum of import and export normalized by GDP, *Per Capita Growth*, the growth rate of GDP per capita, and *Per Capita*, the logarithmic GDP per capita. Moreover, we find that economies with more open current account and higher GDP per capita are less likely to issue sovereign bonds in foreign markets and/or denominate bonds in foreign currency.

4.4.3 Alternative estimation techniques

We further check the robustness of the results to alternative estimation techniques in this section. We show that our key result remains robust when we cluster the standard error by economy, time, and currency (column 3 of Table 7) or weight the estimation by the bond size (column 4 of Table 7).

4.4.3 Alternative classification of emerging markets

So far, we have classified economies into AMs and EMs according to whether they are classified by World Bank as “high income group”. We follow alternative classification by IMF,

where Czech Republic, Hungary and Poland are classified as EMs instead. Following on the new sample of EMs, we document similar result in column 5 of Table 7 that governments are more likely to borrow externally in foreign currency in episodes of high inflation.

5. Conclusion

Our study explores the sovereign financing strategies during periods of high inflation and highlights several key findings. Firstly, we document new insights that governments are more likely to rely on foreign-currency external borrowing when inflation surges, particularly when they are longer and more intense. Secondly, we show that credibly pegged exchange rate regime help reduce the reliance on foreign-currency external borrowing over the inflation cycles. Finally, we demonstrate that fiscal disciplines mitigate exposure to external financing risks and promote debt sustainability during high inflation.

Our findings have useful implications for policymakers seeking to improve the stability and sustainability of their economies in the face of macroeconomic shocks. This is particularly important in the current environment of rising fiscal deficits and surging inflation, where many EMs are facing challenges related to external financing and debt sustainability. Inflation surges can often lead to currency depreciations, which increase the burden of external debt denominated in foreign currencies. It is exactly during such a difficult time that EM governments have to increase their reliance on foreign-currency external borrowing, which exacerbate these challenges and increase their exposure to external financing risks. This underscores the importance of taking measures to mitigate these risks. Our study emphasizes certain policy tools, such as credibly pegged exchange rate regimes and fiscal disciplines, can help reduce the reliance on foreign-currency external borrowing during inflation surges. These findings inform policy design to mitigating the risks associated with inflation surges and external financing vulnerabilities.

Reference

- Aguiar, Mark, Manuel Amador, Emmanuel Farhi, and Gita Gopinath. 2014. "Sovereign Debt Booms in Monetary Unions." *American Economic Review* 104 (5): 101–6. <https://doi.org/10.1257/aer.104.5.101>.
- Aizenman, Joshua., Yothin. Jinjarak, Donghyun. Park, and Huanhuan. Zheng. 2021. "Good-Bye Original Sin, Hello Risk on-off, Financial Fragility, and Crises?" *Journal of International Money and Finance* 117 (October): 102442. <https://doi.org/10.1016/J.JIMONFIN.2021.102442>.
- Arslanalp, Serkan, and Takahiro Tsuda. 2014. "Tracking Global Demand for Emerging Market Sovereign Debt."
- Ball, Laurence, and Niamh Sheridan. 2003. "Does Inflation Targeting Matter?," March. <https://doi.org/10.3386/W9577>.
- Bernanke, Ben S., and Frederic S. Mishkin. 1997. "Inflation Targeting: A New Framework for Monetary Policy?" *Journal of Economic Perspectives* 11 (2): 97–116. <https://doi.org/10.1257/JEP.11.2.97>.
- Blanco, Julio, Pablo Ottonello, and Tereza Ranosova. 2022. "The Dynamics of Large Inflation Surges." *SSRN Electronic Journal*, October. <https://doi.org/10.2139/ssrn.4259479>.
- Braun, Matías, and Borja Larrain. 2005. "Finance and the Business Cycle: International, Inter-Industry Evidence." *The Journal of Finance* 60 (3): 1097–1128. <https://doi.org/10.1111/j.1540-6261.2005.00757.x>.
- Du, Wenxin, Carolin E. Pflueger, and Jesse Schreger. 2020. "Sovereign Debt Portfolios, Bond Risks, and the Credibility of Monetary Policy." *The Journal of Finance* 75 (6): 3097–3138. <https://doi.org/10.1111/JOFI.12965>.
- Du, Wenxin, and Jesse Schreger. 2016. "Local Currency Sovereign Risk." *Journal of Finance* 71 (3): 1027–70. <https://doi.org/10.1111/jofi.12389>.
- Eichengreen, Barry, and R Hausmann. 1999. "Exchange Rates and Financial Fragility." *NBER Working Paper Series* 7418: 329–68. <https://doi.org/10.3386/w7418>.
- Eichengreen, Barry, Ricardo Hausmann, and Ugo Panizza. 2005. "The Pain of Original Sin." *Other People's Money: Debt Denomination and Financial Instability in Emerging Market Economies*, 13–47.
- Engel, Charles, and Jung Jae Park. 2022. "Debauchery and Original Sin: The Currency Composition of Sovereign Debt." *Journal of the European Economic Association* 20 (3): 1095–1144. <https://doi.org/10.1093/JEEA/JVAC009>.
- Garriga, Ana Carolina. 2016. "Central Bank Independence in the World: A New Data Set." *International Interactions* 42 (5): 849–68. <https://doi.org/10.1080/03050629.2016.1188813>.
- Gonçalves, Carlos Eduardo S., and João M. Salles. 2008. "Inflation Targeting in Emerging

- Economies: What Do the Data Say?” *Journal of Development Economics* 85 (1–2): 312–18. <https://doi.org/10.1016/J.JDEVECO.2006.07.002>.
- Hale, Galina B., Peter C. Jones, and Mark M. Spiegel. 2020. “Home Currency Issuance in International Bond Markets.” *Journal of International Economics* 122 (January). <https://doi.org/10.1016/j.jinteco.2019.103256>.
- Hausmann, Ricardo, and Ugo Panizza. 2003. *On the Determinants of Original Sin: An Empirical Investigation*. *Journal of International Money and Finance*. Vol. 22. <https://doi.org/10.1016/j.jimonfin.2003.09.006>.
- Ilzetzki, Ethan, Carmen M Reinhart, and Kenneth S Rogoff. 2019. “Exchange Arrangements Entering the Twenty-First Century: Which Anchor Will Hold?*.” *The Quarterly Journal of Economics* 134 (2): 599–646. <https://doi.org/10.1093/qje/qjy033>.
- Lin, Shu, and Haichun Ye. 2009. “Does Inflation Targeting Make a Difference in Developing Countries?” *Journal of Development Economics* 89 (1): 118–23. <https://doi.org/10.1016/J.JDEVECO.2008.04.006>.
- Mishkin, Frederic S., and Klaus Schmidt-Hebbel. 2007. “Does Inflation Targeting Make a Difference?,” January. <https://doi.org/10.3386/W12876>.
- Ogrokhina, Olena, and Cesar M. Rodriguez. 2018. “The Role of Inflation Targeting in International Debt Denomination in Developing Countries.” *Journal of International Economics* 114 (September): 116–29. <https://doi.org/10.1016/j.jinteco.2018.06.002>.
- Oster, Emily. 2019. “Unobservable Selection and Coefficient Stability: Theory and Evidence.” *Journal of Business & Economic Statistics* 37 (2): 187–204. <https://doi.org/10.1080/07350015.2016.1227711>.
- Ottonello, Pablo, and Diego J. Perez. 2019. “The Currency Composition of Sovereign Debt.” *American Economic Journal: Macroeconomics* 11 (3): 174–208. <https://doi.org/10.1257/MAC.20180019>.
- Reinhart, Carmen M., Kenneth S. Rogoff, Miguel A. Savastano, Christopher A. Sims, and John Williamson. 2003. “Debt Intolerance.” *Brookings Papers on Economic Activity* 2003 (1): 1–74. <https://doi.org/10.2307/j.ctvc4m4gqx.10>.
- Rose, Andrew K. 2007. “A Stable International Monetary System Emerges: Inflation Targeting Is Bretton Woods, Reversed.” *Journal of International Money and Finance* 26 (5): 663–81. <https://doi.org/10.1016/J.JIMONFIN.2007.04.004>.
- Samaniego, Roberto M., and Juliana Y. Sun. 2015. “Technology and Contractions: Evidence from Manufacturing.” *European Economic Review* 79 (October): 172–95. <https://doi.org/10.1016/j.euroecorev.2015.07.006>.
- Silva, J. M. C. Santos, and Silvana Tenreyro. 2006. “The Log of Gravity.” *The Review of Economics and Statistics* 88 (4): 641–58. <https://doi.org/10.1162/REST.88.4.641>.
- Zheng, Huanhuan. 2022. “Original Sin Redux and Deviations from Covered Interest Parity.” *Revise and Resubmit to Journal of International Money and Finance*, July. <https://doi.org/10.2139/SSRN.3661239>.

Figure 1: The duration and severity of high inflation episodes.

This figure illustrates the additional probability of issuing foreign-currency bonds in foreign markets during different types of high inflation episodes in emerging markets. The top left panel compares the roles of inflation surges (from the bottom to the peak of inflation during the high inflation episode) and reversals (from the peak to the bottom of inflation during the high inflation episode). The top right panel illustrates the roles of long and short episodes of high inflation, using the median duration as a cutoff (about 42 months). The bottom left panel reports the effects of severe and mild inflation surges, using the median value of high inflation as a cutoff (about 13%). The bottom right panel differentiates inflation above and below 40% during high inflation episodes in their effects on foreign-currency bond issuances in foreign market. The horizontal band highlights the 95% confidence interval.

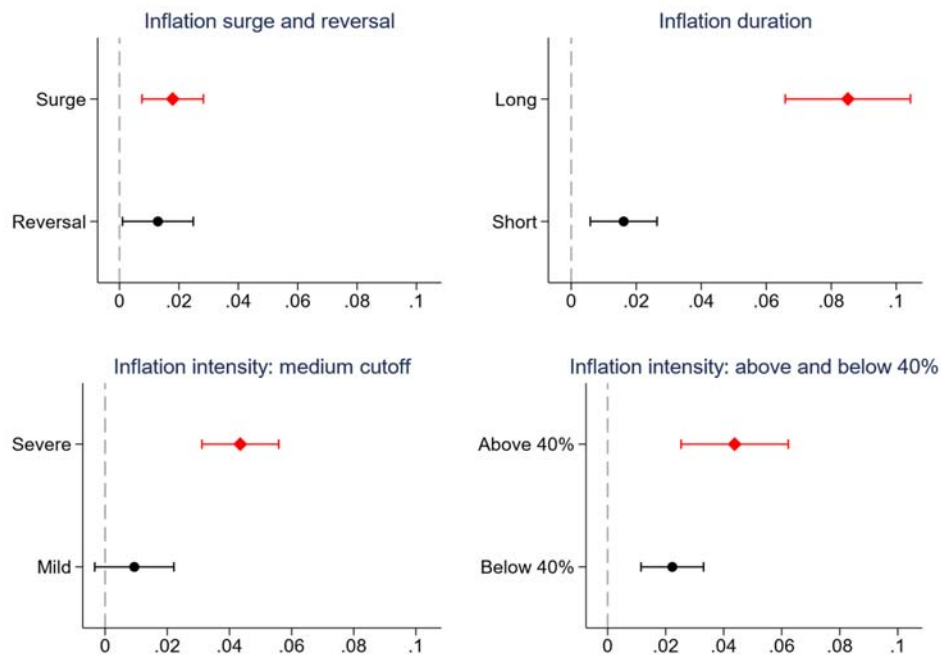


Figure 2: Debt sustainability and the role of high inflation.

This figure illustrates how the extent of debt sustainability in emerging markets affect the roles of high inflation in changing the probability of issuing foreign-currency bonds in foreign markets. The top left panel compares the roles of high inflation when fiscal deficit as a ratio of GDP is relatively high and low, using the median value as a cutoff. The top right panel illustrates the roles of high inflation contingent on high and low debt-to-GDP ratio. The bottom left and right panels report the different effects of high inflation conditional on high and low external debt and local-currency debt respectively. The horizontal band highlights the 95% confidence interval.

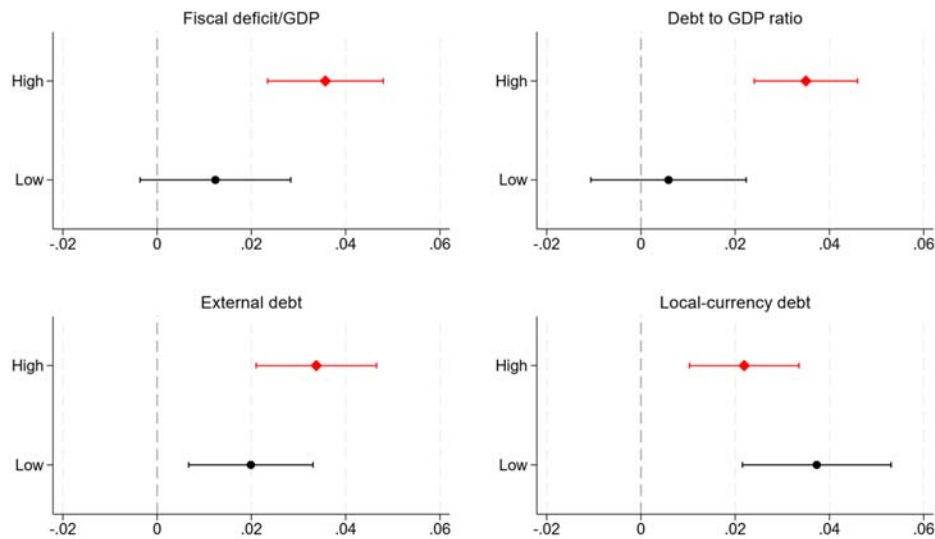


Figure 3: International macroeconomic policies and the role of high inflation.

This figure illustrates how different international economic policies in emerging markets affect the roles of high inflation in changing the probability of issuing foreign-currency bonds in foreign markets. The top left panel compares the roles of high inflation in markets with and without inflation targeting. The top right panel illustrates the roles high inflation contingent on floating and pegged foreign exchange regimes. The bottom left panel reports the different effects of high inflation conditional on open and close capital accounts. The bottom right panel summarizes the roles of high inflation for markets with autonomous and dependent monetary policy. The horizontal band highlights the 95% confidence interval.

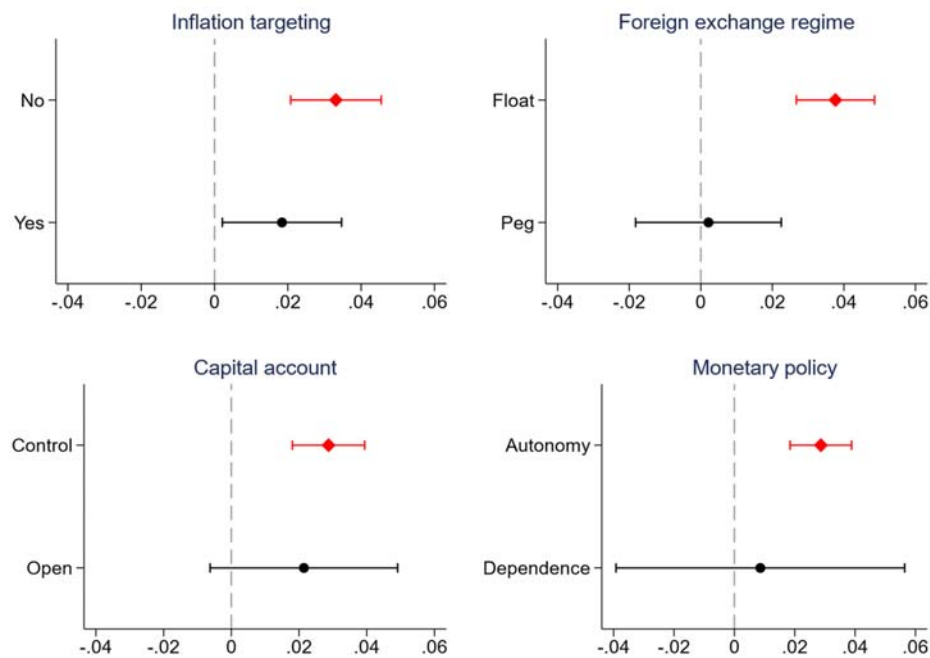


Figure 4: Heterogeneous effects of high inflation over time.

This figure illustrates the effects of high inflation on the probability of issuing foreign-currency bonds in foreign markets in during the periods of 1970-2000, 2000-2010, and 2010-2022. The diamonds mark the change in the probability of issuing foreign-currency bonds in foreign markets and the horizontal band highlights the 95% confidence interval.

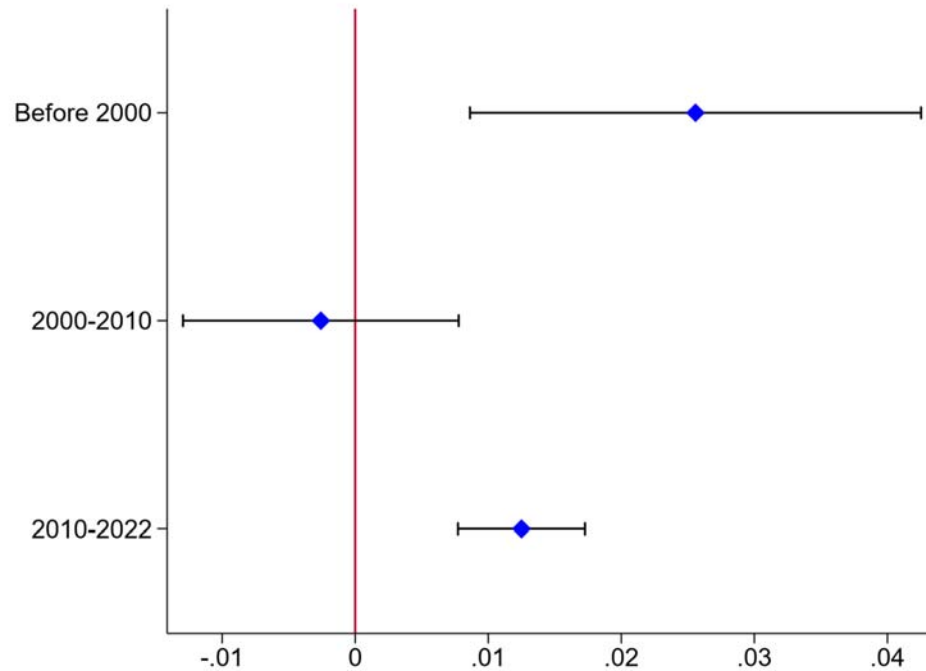


Table 1: Summary statistics.

This table summarizes the mean and standard deviation (SD) of key variables during episodes of high and stable inflation, as well as their difference between the two distinct episodes of inflation and the associated p-value. *FCF*, *Foreign*, *FC*, and *FCD* equal 1 respectively if the bond is (i) denominated in foreign currency and issued in foreign market, (ii) issued in foreign market, (iii) denominated in foreign currency, and (iv) denominated in foreign currency and issued in domestic market. *Inflation* is the percentage change in CPI relatively to the same month in the previous year, *Reserve* is the logarithm of official reserve, *Unemployment* is the unemployment rate, and *Output Growth* is the percentage change in the industrial production index.

	High inflation		Stable inflation		Difference = (1) - (3)	
	Mean	SD	Mean	SD	Difference	p-value
	(1)	(2)	(3)	(4)	(5)	(6)
FCF	0.095	0.293	0.087	0.282	0.008	0.007
Foreign	0.106	0.308	0.091	0.287	0.016	0.000
FC	0.147	0.354	0.102	0.302	0.045	0.000
FCD	0.052	0.222	0.015	0.120	0.038	0.000
Inflation	5.611	6.676	3.419	3.099	2.192	0.000
Interest	0.198	0.387	0.051	0.120	0.147	0.000
Reserve	3.746	1.531	4.000	1.389	-0.254	0.000
Unemployment	0.061	0.040	0.086	0.052	-0.025	0.000
Output Growth	0.047	0.132	0.017	0.096	0.030	0.000
Observations	11607		90061			

Table 2: Baseline result.

This table summarizes how sovereign bonds issuance patterns differ between high and stable inflation episodes based on the full sample. The dependent variables are bond-level dummy indicators: *FCF*, *Foreign*, *FC*, and *FCD* equal 1 respectively if the bond is (i) denominated in foreign currency and issued in foreign market, (ii) issued in foreign market, (iii) denominated in foreign currency, and (iv) denominated in foreign currency and issued in domestic market. Periods of high inflation are indicated by $D_{i,t}^{HighInflation}$, a dummy that equals 1 during high inflation and 0 during stable inflation. *Inflation* is the percentage change in CPI relatively to the same month in the previous year, *Reserve* is the logarithm of official reserve, *Unemployment* is the unemployment rate, and *Output Growth* is the percentage change in the industrial production index. All regressions control for time fixed effects (FE) and economy-year FE. Heteroscedasticity robust standard errors are reported in the parenthesis. ***, ** and * denote significance level at 1%, 5% and 10%.

Dependent variable:	FCF (1)	Foreign (2)	FC (3)	FCD (4)
$D_{i,t}^{HighInflation}$	0.016*** (0.004)	0.016*** (0.004)	0.020*** (0.006)	0.004 (0.004)
Inflation	0.001 (0.001)	0.001 (0.001)	-0.000 (0.001)	-0.001 (0.000)
Interest	0.021 (0.075)	-0.005 (0.076)	0.396*** (0.095)	0.374*** (0.063)
Reserve	0.061*** (0.009)	0.073*** (0.009)	0.049*** (0.012)	-0.012 (0.008)
Unemployment	-0.170** (0.083)	-0.199** (0.085)	-0.141 (0.106)	0.028 (0.070)
Output Growth	0.017** (0.007)	0.016** (0.007)	0.011 (0.009)	-0.006 (0.006)
Constant	-0.147*** (0.037)	-0.184*** (0.038)	-0.104** (0.048)	0.042 (0.031)
Observations	101,627	101,627	101,627	101,627
R-squared	0.792	0.793	0.716	0.364

Table 3: Emerging markets versus advanced markets.

Panels A and B report respectively estimation results based on the subsample of Emerging markets (EMs) and advanced markets (AMs). The dependent variables are bond-level dummy indicators: *FCF*, *Foreign*, *FC*, and *FCD* equal 1 respectively if the bond is (i) denominated in foreign currency and issued in foreign market, (ii) issued in foreign market, (iii) denominated in foreign currency, and (iv) denominated in foreign currency and issued in domestic market. Periods of high inflation are indicated by $D_{i,t}^{HighInflation}$, a dummy that equals 1 during high inflation and 0 during stable inflation. All regressions control for economy-specific variables in Table 2 (not reported), time fixed effects (FE) and economy-year FE. Heteroscedasticity robust standard errors are reported in the parenthesis. ***, ** and * denote significance level at 1%, 5% and 10%.

Dependent variable:	FCF (1)	Foreign (2)	FC (3)	FCD (4)
Panel A: EM subsample				
$D_{i,t}^{HighInflation}$	0.027*** (0.005)	0.026*** (0.005)	0.032*** (0.007)	0.005 (0.005)
Observations	48,178	48,178	48,178	48,178
R-squared	0.114	0.121	0.196	0.184
Panel B: AM subsample				
$D_{i,t}^{HighInflation}$	0.008 (0.008)	0.010 (0.007)	0.016* (0.009)	0.007 (0.006)
Observations	53,449	53,449	53,449	53,449
R-squared	0.835	0.843	0.773	0.450

Table 4: Funding costs.

This table summarizes how various measures of funding costs differ between high and stable inflation episodes and across currency denominations based on the emerging market subsample. The dependent variables in columns 1-3 are (i) Coupon, the coupon rate in percentage point, (ii) Zero, a dummy that equals 1 for zero-coupon bond, and 0 otherwise, and (iii) YTM, the yield to maturity (YTM) for each active bond. Periods of high inflation are indicated by $D_{i,t}^{HighInflation}$, a dummy that equals 1 during high inflation and 0 during stable inflation. FCF is a dummy indicator that equals 1 for foreign-currency bond issued in foreign markets. *Inflation* is the percentage change in CPI relatively to the same month in the previous year, *Reserve* is the logarithm of official reserve, *Unemployment* is the unemployment rate, and *Output Growth* is the percentage change in the industrial production index. All regressions control for economy-year and time fixed effects (FE). Heteroscedasticity robust standard errors are reported in the parenthesis. ***, ** and * denote significance level at 1%, 5% and 10%.

Dependent variable:	Coupon (1)	Zero (2)	YTM (3)
$D_{i,t}^{HighInflation} \times FCF_{i,t}$	-1.243*** (0.192)	0.173*** (0.021)	-0.178** (0.078)
$FCF_{i,t}$	2.072*** (0.097)	-0.784*** (0.011)	-1.261*** (0.028)
$D_{i,t}^{HighInflation}$	0.333*** (0.093)	-0.022** (0.010)	0.300*** (0.089)
Inflation	0.054*** (0.009)	-0.005*** (0.001)	0.002 (0.008)
Interest	-0.939 (1.455)	0.045 (0.155)	3.540*** (1.036)
Reserve	-0.315 (0.251)	0.003 (0.027)	-1.418*** (0.287)
Unemployment	2.306 (1.869)	0.129 (0.200)	-3.830*** (1.102)
Output Growth	-0.242** (0.120)	0.044*** (0.013)	0.090 (0.072)
Constant	3.138*** (0.937)	0.914*** (0.098)	12.219*** (1.286)
Observations	42,284	48,178	17,146
R-squared	0.508	0.519	0.609

Table 5: The size of foreign-currency external borrowing during high inflation.

This table reports the difference in the amount of foreign-currency external borrowing between high and stable inflation episodes. The dependent variable is different transformations of *Size*, the aggregate amount of sovereign borrowing in each economy decomposed by currency denominations and market of issuances. $\ln(Size)$ is the logarithmic transformation of the borrowing amount. $IHS(Size)$ is the inverse hyperbolic sine (IHS) transformation of *Size*. $Size/Stock$ is the amount of borrowing normalized by the stock of foreign- and local-currency debt. Periods of high inflation are indicated by $D_{i,t}^{HighInflation}$, a dummy that equals 1 during high inflation and 0 during stable inflation. *Inflation* is the percentage change in CPI relatively to the same month in the previous year, *Reserve* is the logarithm of official reserve, *Unemployment* is the unemployment rate, and *Output Growth* is the percentage change in the industrial production index. The estimator is ordinary least square (OLS) in columns 1-4 and Poisson pseudo-maximum-likelihood (PPML) in column 5. All regressions control for time fixed effects (FE) and economy-year FE. Heteroscedasticity robust standard errors are reported in the parenthesis. ***, ** and * denote significance level at 1%, 5% and 10%.

Estimator	OLS				PPML
	$\ln(1+Size)$	$IHS(Size)$	$Size$	$Size/Stock$	$Size$
Dependent variable:	(1)	(2)	(3)	(4)	(5)
$D_{i,t}^{HighInflation} \times FCF_{i,t}$	0.453*** (0.103)	0.569*** (0.126)	3.279*** (1.088)	0.051** (0.025)	0.783*** (0.187)
$FCF_{i,t}$	-0.147*** (0.047)	-0.142** (0.058)	-3.287*** (0.504)	-0.081*** (0.012)	-0.795*** (0.086)
$D_{i,t}^{HighInflation}$	-0.043 (0.042)	-0.060 (0.051)	0.156 (0.442)	-0.008 (0.021)	0.040 (0.060)
Inflation	0.001 (0.003)	0.001 (0.003)	0.002 (0.027)	0.001 (0.001)	-0.004 (0.005)
Interest	-0.139 (0.527)	-0.259 (0.647)	-0.931 (5.585)	0.394* (0.213)	1.348 (1.160)
Reserve	-0.056 (0.064)	-0.087 (0.079)	0.634 (0.683)	0.011 (0.030)	-0.006 (0.102)
Unemployment	1.186** (0.579)	1.653** (0.711)	6.711 (6.138)	0.194 (0.323)	1.437 (1.585)
Output Growth	0.334*** (0.091)	0.391*** (0.112)	2.551*** (0.963)	0.054 (0.041)	0.655*** (0.206)
Constant	1.271*** (0.266)	1.653*** (0.327)	1.799 (2.823)	0.041 (0.146)	2.043*** (0.512)
Observations	2,992	2,992	2,992	1,037	2,992
R-squared	0.623	0.626	0.458	0.306	

Table 6: Debt stock.

This table reports the estimation results on how aggregate debt stocks differ between high and stable inflation episodes based on the emerging market subsample. The dependent variables in columns 1-5 are (i) overall debt-to-GDP ratio, (ii) the logarithm of one plus the dollar amount of foreign- and local-currency sovereign debt stock, (iii) the logarithm of one plus the dollar amount of foreign- and local-currency sovereign debt stock held by domestic investors, (iv) the logarithm of one plus the dollar amount of foreign- and local-currency sovereign debt stock held by foreign investors, and (v) the share of foreign- and local-currency sovereign debt stock in total sovereign debt stock. Periods of high inflation are indicated by $D_{i,t}^{HighInflation}$, a dummy that equals 1 during high inflation and 0 during stable inflation. FC is a dummy indicator that equals 1 for foreign-currency debt stock. $Inflation$ is the percentage change in CPI relatively to the same month in the previous year, $Reserve$ is the logarithm of official reserve, $Unemployment$ is the unemployment rate, and $Output Growth$ is the percentage change in the industrial production index. All regressions control for economy and time (quarterly) fixed effects (FE). Heteroscedasticity robust standard errors are reported in the parenthesis. ***, ** and * denote significance level at 1%, 5% and 10%.

Debt holders	All	All	Domestic investors	Foreign investors	All
Dependent variable:	Debt/GDP	$\ln(1+Stock)$	$\ln(1+Stock)$	$\ln(1+Stock)$	$Share$
	(1)	(2)	(3)	(4)	(5)
$D_{i,t}^{HighInflation} \times FC_{i,t}$		0.307*** (0.093)	0.653*** (0.099)	0.999*** (0.106)	0.159*** (0.023)
$FC_{i,t}$		-1.555*** (0.039)	-2.723*** (0.047)	0.084* (0.050)	-0.544*** (0.010)
$D_{i,t}^{HighInflation}$	-1.799** (0.709)	-0.129* (0.078)	-0.257*** (0.081)	-0.382*** (0.086)	-0.074*** (0.019)
Inflation	0.132*** (0.043)	-0.005 (0.004)	-0.006 (0.004)	-0.013*** (0.004)	0.000 (0.001)
Interest	18.103* (9.318)	-1.887** (0.813)	-1.271 (0.849)	0.618 (0.905)	-0.301 (0.202)
Reserve	-11.460*** (1.100)	-0.224** (0.097)	-0.404*** (0.109)	0.768*** (0.116)	-0.028 (0.024)
Unemployment	172.022*** (13.660)	-4.041*** (1.206)	-5.684*** (1.265)	-4.093*** (1.349)	-0.334 (0.300)
Output Growth	8.155*** (1.856)	-0.048 (0.164)	-0.156 (0.168)	0.081 (0.179)	-0.006 (0.041)
Constant	75.021*** (5.359)	6.001*** (0.474)	6.738*** (0.536)	-0.351 (0.572)	0.928*** (0.118)
Observations	750	1,504	1,273	1,273	1,504
R-squared	0.929	0.739	0.852	0.663	0.713

Table 7: Robustness checks.

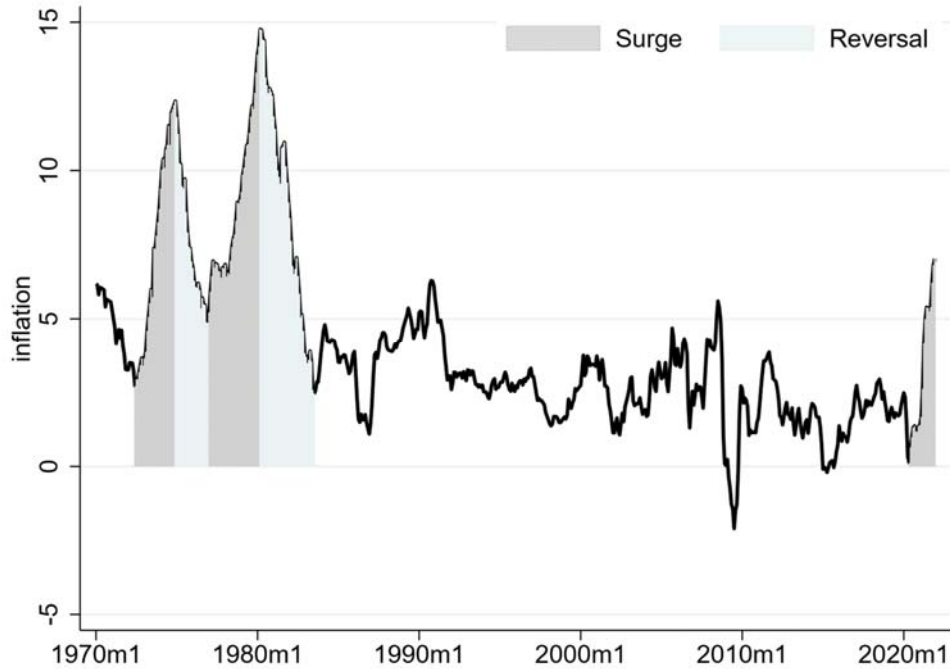
This table reports robustness checks using alternative identification of high inflation episodes (column 1) and model specifications (column 2), clustering standard errors by economy, time and currency (column 3), and weighting regressions by the bond size (column 4), and classifying emerging markets following IMF (column 5). The dependent variable is FCF , a bond-level dummy indicator that equals 1 for bonds denominated in foreign currency and issued in foreign market, and 0 otherwise. $AltD_{i,t}^{HighInflation}$, a dummy that equals 1 during when the inflation is above 1.65 standard deviation of an economy's average inflation, and 0 otherwise. $D_{i,t}^{HighInflation}$ is a dummy that equals 1 when inflation deviates from its normal trajectory and 0 otherwise. All regressions control for economy-specific variables in Table 2 (not reported), time fixed effects (FE) and economy-year FE. The only exception is column 2, where economy-year FE is replaced by (i) *Trade Openness*, which measures the current account openness and is calculated as the sum of import and export normalized by GDP; (ii) *Per Capita Growth*, the growth rate of GDP per capita; and (iii) *Per Capita*, the logarithmic GDP per capita. Heteroscedasticity robust standard errors are reported in the parenthesis. ***, ** and * denote significance level at 1%, 5% and 10%.

Dependent variable:	FCF				
Robust to	Alternative inflation surges	Alternative Specifications	Clustered standard error	Weighted regression	Alternative EMs
	(1)	(2)	(3)	(4)	(5)
$AltD_{i,t}^{HighInflation}$	0.026*** (0.008)				
$D_{i,t}^{HighInflation}$		0.007** (0.003)	0.027** (0.012)	0.014*** (0.000)	0.030*** (0.005)
Trade Openness		5.386*** (0.931)			
Per Capita Growth		0.097*** (0.031)			
Per Capita		-0.032** (0.013)			
Observations	48,178	48,179	48,178	13,944,696	52,381
R-squared	0.113	0.071	0.114	0.231	0.105

Appendix

Appendix Figure 1: Illustration of inflation surges and reversals in the US.

This figure illustrates the time trend of the monthly inflation in the US. The grey and blue shaded areas highlight the episodes of inflation surges and reversals, respectively.



Appendix Table 1: List of economies.

There are 19 emerging markets and 31 advanced markets in our sample.

Emerging Markets	Advanced Markets	
Brazil	Austria	Malta
Colombia	Belgium	Netherlands
Ecuador	Canada	Norway
Egypt	Croatia	Poland
Indonesia	Cyprus	Portugal
Jordan	Czech Republic	Singapore
Kazakhstan	Denmark	Slovakia
Malaysia	Finland	Slovenia
Mexico	France	Spain
Moldova	Germany	Sweden
North Macedonia	Greece	United Kingdom
Pakistan	Hungary	United States
Peru	Ireland	
Philippines	Israel	
Russia	Italy	
South Africa	Japan	
Thailand	South Korea	
Turkey	Latvia	
Ukraine	Luxembourg	

Appendix Table 2: The role of central bank independence.

This table summarizes the role of central bank independence in shaping the difference in foreign-currency external borrowing between high and stable inflation episodes. The dependent variable is *FCF*, a bond-level dummy indicator that equals 1 for bonds denominated in foreign currency and issued in foreign market, and 0 otherwise. $D_{i,t}^{HighInflation}$ is a dummy that equals 1 during high inflation and 0 during stable inflation. $Independence_i$ is a dummy that equals 1 for economies with above-sample-median value in *de jure* central bank independence index (column 1), and its three key components including the independence in (i) determining board's membership or tenure (column 2), (ii) formulating and executing monetary policy (column 3), and (iii) defining objectives (column 4). All regressions control for economy-specific variables in Table 2 (not reported), time fixed effects (FE) and economy-year FE. Heteroscedasticity robust standard errors are reported in the parenthesis. ***, ** and * denote significance level at 1%, 5% and 10%.

Central Bank Independence	Overall (1)	Board (2)	Policy (3)	Objective (4)
$D_{i,t}^{HighInflation} \times Independence_i$	0.003 (0.022)	0.015 (0.018)	0.096*** (0.020)	-0.016 (0.014)
$D_{i,t}^{HighInflation}$	0.013 (0.013)	0.009 (0.009)	-0.034*** (0.011)	0.023*** (0.008)
Observations	95,377	95,377	95,377	95,377
R-squared	0.594	0.594	0.594	0.594

Appendix Table 3: Lead lag effects of inflation surges.

This table summarizes how the difference in foreign-currency external borrowing change with one-month lagged and forward measures of inflation surges. The dependent variable is FCF , a bond-level dummy indicator that equals 1 for bonds denominated in foreign currency and issued in foreign market, and 0 otherwise. $D_{i,t}^{HighInflation}$, a dummy that equals 1 during high inflation and 0 during stable inflation. Its one-month lagged and forward measures are denoted as $L.D_{i,t}^{HighInflation}$ and $F.D_{i,t}^{HighInflation}$ respectively. All regressions control for economy-specific variables in Table 2 (not reported), time fixed effects (FE) and economy-year FE. Heteroscedasticity robust standard errors are reported in the parenthesis. ***, ** and * denote significance level at 1%, 5% and 10%.

Dependent variable:	FCF		
	(1)	(2)	(3)
$L.D_{i,t}^{HighInflation}$	0.014*** (0.004)		0.018*** (0.005)
$F.D_{i,t}^{HighInflation}$		0.006 (0.005)	-0.004 (0.006)
Observations	101,627	101,489	101,489
R-squared	0.792	0.792	0.793

Appendix Table 4: Global inflation shocks.

This table summarizes how the difference in foreign-currency external borrowing respond to global inflation shocks. The dependent variable is FCF , a bond-level dummy indicator that equals 1 for bonds denominated in foreign currency and issued in foreign market, and 0 otherwise. We measure global inflation shocks by (i) the coefficient of time-fixed effects from the regression $D_{i,t}^{HighInflation}$, a dummy that equals 1 during high inflation and 0 during stable inflation, on economy- and time-fixed effects, (ii) the difference between expected and realized inflation in the US ; and (iii) $D_{us,t}^{HighInflation}$, the occurrence of high inflation episode in the US. All regressions control for economy-specific variables in Table 2 (not reported) and economy fixed effects. Heteroscedasticity robust standard errors are reported in the parenthesis. ***, ** and * denote significance level at 1%, 5% and 10%.

Dependent variable:	FCF		
	(1)	(2)	(3)
Global inflation shocks	0.038*** (0.003)		
US unexpected inflation		0.006*** (0.000)	
$D_{us,t}^{HighInflation}$			0.035*** (0.002)
Observations	101,668	100,987	101,668
R-squared	0.740	0.741	0.741

Appendix Table 5: Accounting for heterogeneous risk-aversion across economies.

This table summarizes how foreign-currency external borrowing differs between high and stable inflation episodes after controlling for additional interactive fixed effects to capture the heterogeneous risk-aversion across economies with different vulnerabilities. The dependent variable is FCF , a bond-level dummy indicator that equals 1 for bonds denominated in foreign currency and issued in foreign market, and 0 otherwise. $D_{i,t}^{HighInflation}$, a dummy that equals 1 during high inflation and 0 during stable inflation. All regressions control for economy-specific variables in Table 2 (not reported), time fixed effects (FE) and economy-year FE. Columns 1 to 4 additionally control for the interactive fixed effects between time and above-median fiscal deficits, international reserve, current account balance, and terms of trade. Heteroscedasticity robust standard errors are reported in the parenthesis. ***, ** and * denote significance level at 1%, 5% and 10%.

Dependent variable:	FCF			
	(1)	(2)	(3)	(4)
$D_{i,t}^{HighInflation}$	0.016*** (0.004)	0.013*** (0.004)	0.017*** (0.004)	0.018*** (0.004)
Observations	101,557	101,599	101,568	101,562
R-squared	0.795	0.796	0.794	0.793
Additional FE	Time-Fiscal deficit	Time-International Reserve	Time-Current account balance	Time-Terms of Trade

Appendix Table 6: Omitted variables.

This table summarizes how foreign-currency external borrowing differs between high and stable inflation episodes after controlling for additional variables and applying alternative specifications of fixed effects to address potential omitted variables concerns. The dependent variable is *FCF*, a bond-level dummy indicator that equals 1 for bonds denominated in foreign currency and issued in foreign market, and 0 otherwise. $D_{i,t}^{HighInflation}$ is a dummy that equals 1 during high inflation and 0 during stable inflation. Column 1 controls additionally for *FX*, the return of foreign exchange rates, and *fiscal deficit*, the ratio of fiscal deficit to GDP. Column 2 replace economy-year fixed effects (FE) with economy-quarter FE. Columns 3-5 remove economy-year, time, and economy FE from the baseline regression one by one. All regressions control for economy-specific variables in Table 2 (not reported) in addition to the FE specified at the bottom of the table. Heteroscedasticity robust standard errors are reported in the parenthesis. ***, ** and * denote significance level at 1%, 5% and 10%.

Dependent variable:	FCF				
	(1)	(2)	(3)	(4)	(5)
$D_{i,t}^{HighInflation}$	0.024*** (0.005)	0.029*** (0.009)	0.021*** (0.002)	0.029*** (0.002)	0.019*** (0.003)
<i>FX</i>	-0.029* (0.016)				
<i>Fiscal deficit</i>	-0.000 (0.000)				
Observations	81,149	101,368	101,641	101,668	101,668
R-squared	0.797	0.811	0.749	0.741	0.043
Time FE	Y	Y	Y	N	N
Economy FE	Y	Y	Y	Y	N
Economy-Year FE	Y	N	N	N	N
Economy-Quarter FE	N	Y	N	N	N

Appendix Table 7: Changes in debt burden.

This table presents the change in debt burden as a percentage of GDP, broken down by currency type and bondholders. The decrease in local-currency debt is computed by multiplying its GDP ratio with the inflation rate difference between high and stable inflation episodes (about 4%). The rise in foreign-currency debt is derived by multiplying its GDP ratio with the difference between the annual foreign exchange rate return and inflation rate driven by inflation surges (about 3%).

Currency denominations	<u>Investor types</u>		
	All	Domestic	Foreign
Local currency	-1.266	-1.085	-0.192
Foreign currency	0.234	0.061	0.178
<i>Total</i>	<i>-1.032</i>	<i>-1.024</i>	<i>-0.014</i>