

NBER WORKING PAPER SERIES

A SOLUTION TO TWO PARADOXES OF INTERNATIONAL CAPITAL FLOWS

Jiandong Ju
Shang-Jin Wei

Working Paper 12668
<http://www.nber.org/papers/w12668>

NATIONAL BUREAU OF ECONOMIC RESEARCH
1050 Massachusetts Avenue
Cambridge, MA 02138
November 2006

We are grateful to Christian Broda, Jingqing Chai, Fabio Ghironi, Piere-Olivier Gourinchas, Kevin Grier, Kala Krishna, Maurice Obstfeld, Arvind Panagariya, Romain Rancier, Kenneth Rogoff and seminar/conference participants at the NBER Summer Institute, the Econometric Society Far Eastern Meeting, IMF, Graduate Institute of International Studies (Geneva), and University of Maryland for helpful discussions. All remaining errors are our own. The views expressed herein are those of the author(s) and do not necessarily reflect the views of the National Bureau of Economic Research.

© 2006 by Jiandong Ju and Shang-Jin Wei. All rights reserved. Short sections of text, not to exceed two paragraphs, may be quoted without explicit permission provided that full credit, including © notice, is given to the source.

A Solution to Two Paradoxes of International Capital Flows
Jiandong Ju and Shang-Jin Wei
NBER Working Paper No. 12668
November 2006
JEL No. F0,F2,F3,F36

ABSTRACT

International capital flows from rich to poor countries can be regarded as either too small (the Lucas paradox in a one-sector model) or too large (when compared with the logic of factor price equalization in a two-sector model). To resolve the paradoxes, we introduce a non-neo-classical model which features financial contracts and firm heterogeneity. In our model, free trade in goods does not imply equal returns to capital across countries. In addition, rich patterns of gross capital flows emerge as a function of financial and property rights institutions. A poor country with an inefficient financial system may simultaneously experience an outflow of financial capital but an inflow of FDI, resulting in a small net flow. In comparison, a country with a low capital-to-labor ratio but a high risk of expropriation may experience outflow of financial capital without compensating inflow of FDI.

Jiandong Ju
Department of Economics
University of Oklahoma
Norman, OK 73019
jdju@ou.edu

Shang-Jin Wei
International Monetary Fund
Room 10-700
19th Street, NW
Washington, DC 20433
and NBER
swei@imf.org

1 Introduction

The paper has two objectives. First, it proposes a model with an aim to resolve two opposing paradoxes regarding international capital flows. Second, it provides a framework to study the role of financial and property rights institutions in determining patterns of capital flows. In particular, it suggests a novel explanation for two-way capital flows (simultaneous outflows and inflows of capital) one observes for some countries: *to bypass the inefficient financial systems* in these countries that otherwise have low capital-to-labor ratios.

While cross-border capital flows worldwide have risen substantially, reaching nearly \$6 trillion in 2004, less than 10 percent of them go to developing countries. Lucas (1990) famously pointed out that, relative to the implied difference in the marginal returns to capital between rich and poor countries in a one-sector model, it is a paradox that not more capital goes from rich to poor countries (the paradox of too small flows). The Lucas paradox could be turned on its head in a two-sector, two-factor, neoclassical trade model. A well-known result in such a model is factor price equalization (FPE): with free trade in goods, returns to factors are equalized between countries even without factor mobility. In other words, a small friction to capital mobility can completely stop cross border capital flows. Given this, *any amount of observed capital flows is excessive* (the paradox of too large capital flows). A number of solutions to the Lucas paradox have been proposed in the literature. We will argue that most such explanations cannot escape from the tyranny of the FPE when generalized to a two-sector, two-factor model. Similarly, while a number of reasons have been proposed to explain why FPE does not hold, we will argue that most do not simultaneously resolve the Lucas paradox.

We argue that it is useful to think outside the neoclassical box and propose a new micro-founded theory to understand goods trade and factor mobility. We introduce a financial contract model following Holmstrom and Tirole (1998) and

heterogeneous firms into the Heckscher-Ohlin-Samuelson framework. A key feature of the new theory is that the return to financial investment is generally not the same as the return to physical investment. Financial investors (or savers) obtain only a slice of the return to physical capital, as they have to share the return to capital with entrepreneurs. The more developed a financial system is, the greater the slice that goes to the investors. As an implication, a poor country with an inefficient financial sector may experience a large outflow of financial capital, but together with inward foreign direct investment (FDI), resulting in a small net inflow. Besides financial development, our model also incorporates property rights protection as another institution. Countries with poor property rights protection (high expropriation risk) may very well experience an outflow of financial capital without a compensating inflow of FDI.

To break FPE, one needs to show that factor prices are determined by variables in addition to product prices. One way to do it is to assume that the production function is decreasing return to scale (DRS) (e.g., Kraay and others, 2005; and Wynne, 2005). While this assumption may be appropriate in the short run, it is hard to explain why firms cannot adjust their factor usage in the long run. In our model, we retain constant returns to scale at the firm level but endogenously generate decreasing returns to scale at a sector level. Specifically, entrepreneurs are assumed to be heterogeneous in their ability to manage capital. As a sector expands, more entrepreneurs enter and the ability of the marginal entrepreneur declines and so does the return to investment at the sector level. Although free trade in goods equalizes product prices, factor returns remain different across countries. Other things equal, the interest rate is lower and the wage rate is higher in the capital-abundant country. In other words, our two-sector model restores these results from a typical one-sector model (but still predicts a small net capital flow between rich and poor countries).

While many papers in the literature have emphasized risk sharing as a motive for international capital flow, our model deliberately avoids this by assuming that

all entrepreneurs and financial investors are risk-neutral. Adding risk-sharing would enrich patterns of capital flow but would not likely undo the basic mechanisms in this model. Even without a risk sharing motive, our model can generate two-way gross capital flows. For example, considering the case in which the expropriation risk is identical across countries, entrepreneurs are perfectly mobile, but financial sector efficiency is uneven across countries, the paper shows that the unique equilibrium in the world capital market is one in which the less developed financial system is completely bypassed by financial investors and entrepreneurs. The country with the less developed financial system may experience a complete exodus of its savings in the form of financial capital outflow to the country with a better financial system, but see inflow of FDI from the other country.

While the literature sometimes lumps together various types of institutions, financial and property rights institutions play very different roles in this model. Whereas an inefficient financial system can be bypassed, high expropriation risk cannot be. Indeed, if risk of expropriation differs across countries, there may not be a complete bypass of the inefficient financial system either. Financial capital still leaves the country with an inefficient financial system, but FDI may be deterred by a high expropriation risk in spite of a low labor cost in the country. In equilibrium, we show that the wage rate is always higher in the country with better financial or property rights institutions, irrespective of the country's initial endowment.

This paper is related to the theoretical literature that investigates the effects on capital flows of financial market imperfection. Gertler and Rogoff (1990) show that a moral hazard problem between foreign investors and domestic entrepreneurs may cause capital flow from poor to rich countries. Gordon and Bovenberg (1996) develop a model with asymmetric information between countries that explains possible differences in the real interest rates. Shleifer and Wolfenzon (2002) show that a country with better investor protection has a higher interest rate. Matsuyama (2004, 2005) and Aoki, Benigno, and Kiyotaki (2006) study the effect of credit market

constraint on capital flows. Stulz (2005) develops a model of agency problems of government and entrepreneurs that limit financial globalization. Caballero, Farhi, and Gourinchas (2005) show that lower capacity to generate financial assets reduces the interest rate. Our theory differs from these papers in three ways. First, all of the above papers use a one-sector model, whose prediction on capital flows does not generally survive an extension to a two-sector, two-factor model. Second, our model endogenously generates two-way gross capital flows with a small net flow.¹ Third, our model is the first in the literature that studies possible contrasting effects of financial development and expropriation risk on capital flow.

Obstfeld and Rogoff (1997, p 438) and Ventura (1997) have already pointed out that the sensitivity of the interest rate to the capital-labor ratio is a special feature of the one-sector model. They do not, however, develop a new two-sector model that breaks the factor price equalization, and therefore, do not explain why some capital would flow internationally in a multi-sector model.

Our model features heterogeneous entrepreneurs, which is somewhat related to the models of heterogeneous firms in the international trade literature. Melitz (2003) develops a monopolistic competition model with heterogeneous firms. Bernard, Redding, and Schott (2005) incorporate firm heterogeneity and product variety into an HO framework and maintain the factor price equalization. Ghironi and Melitz (2005) study trade and macroeconomic dynamics with heterogeneous firms. To the best of our knowledge, our model is the first that studies the effect of firm (entrepreneur) heterogeneity on international capital flows in a two-sector, two-factor framework.²

The rest of paper is organized as follows. Section 2 examines the two paradoxes

¹Caballero, Farhi, and Gourinchas (2005) have as an extension of the model that includes multiple sectors. Their purpose is to study the effect of exchange rate adjustment. Factor allocation across sectors and therefore possible factor price equalization across countries are not studied in their paper. While they also allow for two-way gross flows, its micro-foundation, however, is not developed.

²Firms' entry and exit are studied in Ghironi and Melitz (2005). Interpreting a new firm as one unit of capital, Ghironi and Melitz (2005) model can be extended to international capital flows.

of capital flows within the confine of a neoclassical framework, though a detailed discussion of the literature is relegated to Appendix A. Section 3 sets up our model. Sections 4 and 5 study the aggregation and equilibrium conditions, and some key comparative statics, respectively. Section 6 analyzes different forms of international capital flow under free trade in goods. Section 7 concludes. Appendix B provides the formal proofs for the propositions in the text and a table of the notations, and a set of figures.

2 Paradoxes of International Capital Flows

In this section we examine return to capital in standard neoclassical models. The production functions generate constant returns to scale, and firms are perfectly competitive. We begin with a one-sector model before moving to a two-sector model.

2.1 The Lucas Paradox of Too Small Capital Flows

Using a one-sector model, Lucas (1990) suggested that it was a paradox that more capital does not flow from rich to poor countries. His reasoning goes as follows. Let $y = f(L, K)$ be the production function where y is the output produced using labor L and capital K . Let p be the price of goods, and w and r be returns to labor and capital, respectively. Firm's profit maximization problem gives

$$r = p\partial f(L, K)/\partial K = p\partial f(1, K/L)/\partial K \quad (1)$$

With free trade, the price of goods is equalized across countries. The Law of Diminishing Marginal Product implies that r is higher in the country with lower per capita capital. As an illustration, Lucas calculated that the return to capital in India should be 58 times as high as that in the United States. Facing a return differential of this magnitude, Lucas argued, we should observe massive capital flows from rich to poor countries. That it does not happen has come to be known as the

Lucas paradox.

2.2 The Opposite Paradox of Too Large Capital Flows

The logic of the Lucas paradox can be turned on its head in a multi-sector model. Specifically, in a standard Heckscher-Ohlin-Samuelson two goods, two factors, and two countries model, firms earn zero profit. So we must have:

$$p_1 = c_1(w, r) \text{ and } p_2 = c_2(w, r) \quad (2)$$

where $c(\cdot)$ is the unit cost function and subscripts represent sectors. Comparing to the one-sector model, now

$$r = p_i \partial f_i(1, K_i/L_i) / \partial K = p_i \partial f_i(1, a_{iK}/a_{iL}) / \partial K, \text{ for } i = 1, 2 \quad (3)$$

where $a_{iK}/a_{iL} = \frac{\partial c_i(w,r)/\partial r}{\partial c_i(w,r)/\partial w}$ is capital-labor ratio per unit of production. For given product prices, the wage rate w and the interest rate r , and therefore a_{iK}/a_{iL} , are determined and independent from factor endowments L and K —the well-known “factor price insensitivity” (Leamer, 1995). Increases in K change the composition of outputs: more capital-intensive goods and less labor-intensive goods, will be produced, but the marginal return to physical capital in each sector stays unchanged. Free trade equalizes product prices, and therefore equalizes the return to factors across countries, even in the absence of international factor movements. This result was first proved by Samuelson (1948, 1949) and has come to be known as the “Factor Price Equalization Theorem (FPE).” Countries indirectly export their abundant factors through trade in goods. The capital flow is completely substituted by goods trade. There is no incentive for any amount of capital to flow between countries once there is free trade in goods.

One might think that the assumptions needed for FPE are surely too restrictive to be realistic and are not likely to hold once one goes beyond the $2 \times 2 \times 2$

model. Deardoff (1994) derives a necessary condition of the FPE, known as the “lens condition” in a n goods, m factors, and H countries model. The condition has also been proved to be sufficient in a model of n goods, 2 factors, and H countries by Xiang (2001).³ In Appendix A, we offer an intuitive version of sufficient condition of FPE, labelled as “chain rule of FPE”. As we will see, such a condition is relatively weak.

A number of solutions to the Lucas paradox have been proposed in the literature: (i) thinking of a worker in a rich country as effectively equivalent to multiple workers in a poor country, (ii) adding human capital as a new factor of production, and (iii) allowing for sovereign risk. We will argue in Appendix A that none of these explanations can escape from the tyranny of the FPE. On the other hand, while the FPE can be relaxed in a number of ways, we argue in Appendix A that very few of them imply a pattern of capital flows that resolves the Lucas paradox.

Both the Lucas paradox and FPE rely on the assumption that marginal product of physical capital determines capital flow.⁴ In general, however, the return to financial investment and the return to physical capital do not have to be the same. By introducing a financial contract between entrepreneurs and investors, together with heterogeneous firms into the HOS framework, our model predicts that the interest rate is determined by both factor endowments and institutions, while the wage rate is higher in the country with a more efficient financial system or better property rights protection.

3 The Model

The model embeds two non-neo-classical twists in an otherwise standard neo-classical two-sector, two-factor, and two-country setup. The two twists are financial contracts

³For a recent discussion on the lens condition and additional literature review, readers are guided to Bernard, Robertson and Schott (2004).

⁴This view is common in the literature. In models without risk, Ventura (2003, p. 488) states that the rule is: “invest your wealth in domestic capital until its marginal product equals the world interest rate.”

between investors and entrepreneurs a la Holmstrom and Tirole (1998), and entrepreneurs' heterogeneity.

3.1 Basic Setup

We start from a single country economy. To capture the idea that firms generally need outside financing, we assume that each entrepreneur is endowed with one unit of capital but has to raise the rest of the funds from other investors. The final output depends in part on the entrepreneur's level of effort, which is not observable by the investors. Due to this moral hazard problem, a portion of the revenue per unit of investment must be paid to the entrepreneur to induce her effort. The production process is assumed to take two periods. After an initial investment, a stochastic liquidity shock hits in the form of an additional amount of resource required for the firm to continue to operate. In an optimal financial contract, the entrepreneur maximizes the net return to her capital endowment by choosing an amount of initial investment, a project continuation rule for every realization of the liquidity shock, and a compensation to the entrepreneur that would induce her to exert a high level of effort.

Let each firm have a stochastic technology. The first period production function of industry i is $y_i^1 = G_i(L_i^1, K_i^1)$ ($i = 1, 2$), where the superscript 1 denotes date 1. The labor-capital ratio, L_i^1/K_i^1 , is assumed to be fixed and denoted by a_i . The wage rate and the interest rate are denoted by w and r , respectively.

The timing of events is described in Figure 1. There are K amount of capitalists in the economy. Each capitalist is assumed to be born with 1 unit of capital and an index n , which determines her cost of effort and is observable. She can choose to become either an entrepreneur or a financial investor at the the beginning of date 1. If she chooses to be an entrepreneur, she would manage one project, investing her 1 unit of capital (labeled as internal capital) and raising K_{ni}^{X1} amount of external capital from financial investors. The total initial investment in the firm is the sum

of internal and external capital, or $K_{ni}^1 = 1 + K_{ni}^{X1}$, which is injected to the firm at date 1. Correspondingly, $a_i K_{ni}^1$ amount of labor is hired. At the beginning of date 2, a liquidity shock occurs. An additional and uncertain amount $\rho_i K_{ni}^1 > 0$ of financing is needed to cover operating expenditures and other needs. The liquidity shock per unit of capital, ρ_i , is distributed according to a cumulative distribution function $F_i(\rho)$ with a density function $f_i(\rho)$. The firm (entrepreneur) then makes a decision on whether to continue or abandon the project. If $\rho_i K_{ni}^1$ is paid, the project continues and output $G_i(a_i, 1) K_{ni}^1$ will be produced at the end of date 2. In the process, $a_i \rho_i K_{ni}^1$ amount of additional labor is hired, which is paid as a part of the additional financing.⁵ If $\rho_i K_{ni}^1$ is not paid, however, the project is terminated and yields no output. The failed projects are then liquidated and factors are reallocated.

Investment in the firm is subject to a moral hazard problem. The utility for entrepreneur $n \geq 1$ of managing one unit of capital in sector i is defined as

$$V_{ni}(e) = \lambda_i(e) R_{ni}^E - c_{ni}(e) \quad (4)$$

where e denotes the level of effort which takes a binary value of either high, e^H (work), or low, e^L (shirk). R_{ni}^E is what the entrepreneur gets from managing one unit of capital if the project succeeds. If the entrepreneur works, the probability of success is $\lambda_i(e^H)$; if she shirks, the probability of success is $\lambda_i(e^L)$. For simplicity, the probability of success is assumed to be identical across all entrepreneurs. However, the cost of “work”, $c_{ni}(e^H)$, is heterogeneous across entrepreneurs. We normalize the cost of “shirk” to zero. Furthermore, in subsequent discussion, we assume $\lambda_1(e^H) = \lambda_2(e^H) = \lambda$ and normalize $\lambda_i(e^L) = 0$.

The firm is run by the entrepreneur who owns a part of the firm. In the absence of proper incentives, the entrepreneur may deliberately reduce the effort level in order to reduce the effort cost. The entrepreneur makes a decision on the effort

⁵ ρ_i consists of additional capital and labor expenditure per unit of initial investment. The capital unit is chosen so that $a_i w < 1$. The assumption is made to simplify the subsequent algebra.

level after the continuation decision is made at date 2. The labor is paid at w in the second period if the project succeeds and zero if it fails. Consumption takes place at the end of the second period.

The total return to one unit of initial capital if the project succeeds, R_i , is determined by firm's zero profit condition

$$p_i y_i^1 - w L_i^1 = [p_i G_i(a_i, 1) - w a_i] K_i^1 = R_i K_i^1 \quad (5)$$

On date 2, the first period investment K_i^1 is sunk. The net present value of the investment is maximized by continuing the project whenever the expected return from continuation, λR_i , exceeds the cost ρ_i , that is, $\lambda R_i - \rho_i \geq 0$. Let

$$\rho_i^1 = \lambda R_i \quad (6)$$

be the *first-best cutoff value of ρ_i* . As in Holmstrom and Tirole (1998), we assume that the project's net present value is positive if the entrepreneur works; but negative if she shirks. Therefore, we only need to consider those contracts that implement a high level of effort.

One institutional feature emphasized in this model is property rights protection, or control of the risk of expropriation. An emerging literature has suggested that cross-country differences in property rights protection are a major determinant of cross-country differences in long-run economic growth and patterns of international capital flow (see, for example, Acemoglu, Johnson, and Robinson, 2001; and Alfaro, Kalemli-Ozcan, and Volosovych, 2005). One could conveniently think of a higher value of λ in our model as representing better property rights protection (or lower expropriation risk). Equivalently, a higher value of λ also represents a lower tax rate on capital return.

3.2 Financial Contracts

The entrepreneur n and financial investors sign a contract at the beginning of date 1, which specifies the total amount of investment, her plan on whether to continue or terminate the project for every realization of the liquidity shock, and how the final project return is going to be divided between the financial investors and herself. More precisely, let $C_{ni} = \{K_{ni}^1, \mu_{ni}(\rho_i), R_{ni}^E(\rho_i)\}$ be the financial contract, where $\mu_{ni}(\rho_i)$ is a state-contingent policy on project continuation ($1 = \textit{continue}$, $0 = \textit{stop}$), and $R_{ni}^E(\rho_i)$ is the entrepreneur's portion of the revenue per unit of investment. For every dollar of investment, investors are left with $R_i - R_{ni}^E(\rho_i)$. If the project is terminated, both sides are assumed to receive zero.

An optimal contract can be found by choosing $\{K_{ni}^1, \mu_{ni}(\rho_i), R_{ni}^E(\rho_i)\}$ to solve the following entrepreneur's optimization problem.

$$\max U_{ni} = \left(\frac{1}{1+r} \right) K_{ni}^1 \int \lambda R_{ni}^E(\rho_i) \mu_{ni}(\rho_i) f_i(\rho_i) d\rho_i - 1 \quad (7)$$

subject to

$$\left(\frac{1}{1+r} \right) K_{ni}^1 \int \{\lambda [R_i - R_{ni}^E(\rho_i)] - \rho_i\} \mu_{ni}(\rho_i) f_i(\rho_i) d\rho_i \geq K_{ni}^{X1} \quad (8)$$

and

$$\lambda R_{ni}^E(\rho_i) - c_{ni}(e^H) \geq 0 \quad (9)$$

Expression (7) is the present value of the firm's *net return to internal capital*. (8) is the participation constraint for outside investors, while (9) is the entrepreneur's incentive compatibility constraint.

Solving the above problem, the optimal continuation policy $\mu_{ni}(\hat{\rho}_{ni})$ takes the form of a cutoff rule so that the project continues, or $\mu_{ni}(\rho_i) = 1$ if $\rho_i \leq \hat{\rho}_{ni}$, and terminates, or $\mu_{ni}(\rho_i) = 0$ if $\rho_i > \hat{\rho}_{ni}$. As is shown in Holmstrom and Tirole (1998),

the incentive compatibility constraint (9) must be binding, which gives

$$R_{ni}^E = \frac{c_{ni}(e^H)}{\lambda} \quad (10)$$

The participation constraint (8) is also binding, which implies that the firm's initial investment is

$$K_{ni}^1(\cdot) = \frac{1+r}{(1+r) - \int_0^{\hat{\rho}_{ni}} (\rho_{ni}^0 - \rho_i) f_i(\rho_i) d\rho_i} \quad (11)$$

where

$$\rho_{ni}^0 = \lambda[R_i - R_{ni}^E(\rho_i)] = \lambda R_i - c_{ni}(e^H) \quad (12)$$

Substituting binding constraints (8) into (7), the firm's *net return to internal capital* becomes

$$U_{ni}(\hat{\rho}_{ni}) = \frac{\lambda R_i - h(\hat{\rho}_{ni})}{h(\hat{\rho}_{ni}) - \rho_{ni}^0} \quad (13)$$

where

$$h_i(\hat{\rho}_{ni}) = \frac{(1+r) + \int_0^{\hat{\rho}_{ni}} \rho_i f_i(\rho_i) d\rho_i}{F_i(\hat{\rho}_{ni})} \quad (14)$$

$h_i(\hat{\rho}_{ni})$, in the terminology of Holmstrom and Tirole (1998), is *expected unit cost of total investment*, which is the opportunity cost of initial investment at date 1, $(1+r)$, plus the expected financing for the liquidity shock at date 2, $\int_0^{\hat{\rho}_{ni}} \rho_i f_i(\rho_i) d\rho_i$, under the condition that the project continues. Maximizing $U_{ni}(\hat{\rho}_{ni})$ is equivalent to minimizing $h(\hat{\rho}_{ni})$. The first order condition then gives

$$\int_0^{\rho_{ni}^{opt}} F_i(\rho_i) d\rho_i = 1+r \quad (15)$$

ρ_{ni}^{opt} gives the second-best solution to the project cutoff point in response to liquidity shocks. Note that equation (15) implies that ρ_{ni}^{opt} is independent of n . Thus all entrepreneurs in sector i have the same optimal cutoff, $\rho_{ni}^{opt} = \rho_i^{opt}$. Equation (15) shows ρ_i^{opt} increases as r increases. Intuitively, as the interest rate increases, the

opportunity cost of the investment becomes higher. To attract investors to the project, the firm needs to promise a higher probability that the project will continue in the face of a liquidity shock, which implies higher optimal cutoff point ρ_i^{opt} .

We will assume that $f_1(\rho_1) = f_2(\rho_2) = f(\rho)$ has a uniform distribution in $[0, \bar{\rho}]$ thereafter. Then equation (15) gives the solution of $\rho_i^{opt} = \rho^{opt}$ as

$$\rho^{opt} = [2(1+r)\bar{\rho}]^{\frac{1}{2}} \quad (16)$$

We now introduce financial development into our model. We use θ to represent *the level of financial development* of a country. More precisely, we assume only liquidity shocks $\hat{\rho}_{ni} \leq \theta\rho_i^{opt}$ can be met by the financial system where $0 \leq \theta \leq 1$. Higher θ represents a more developed financial system.⁶ Two interpretations are possible: either each firm is financed up to the liquidity shock $\hat{\rho}_{ni} = \theta\rho_i^{opt}$, or θ portion of firms are financed up to ρ_i^{opt} and $1 - \theta$ portion of firms are not financed for any shock.

Let $\hat{\rho}_{ni} = \theta\rho^{opt}$. Expression (14) now becomes

$$h_i(\hat{\rho}_{ni}) = h(r, \theta) = \left(\frac{1 + \theta^2}{\sqrt{2\theta}} \right) [(1+r)\bar{\rho}]^{\frac{1}{2}} \quad (17)$$

It is easy to see that $\partial h / \partial r > 0$ and $\partial h / \partial \theta < 0$.

Let there be a continuum of entrepreneurs (firms) in type n with a unit mass. $F_i(\rho_i)$ denotes both the ex ante probability of a firm facing a liquidity shock below ρ_i , and a realized fraction of firms with liquidity shock below ρ_i in sector i . The total capital usage by type n entrepreneur is the sum of initial investment $K_{ni}^1(\cdot)$

⁶ θ may also represent the level of credit constraint, which has been used to represent the level of financial development by Matsuyama (2004, 2005) and Aoki, Benigno, and Kiyotaki (2006). Other theoretical indices of financial development include the level of investor protection by Shleifer and Wolfenzon (2002) and the country's capacity of external capital by Ju and Wei (2005).

and expected liquidity shocks. Denoting the total capital usage by K_{ni} ,

$$\begin{aligned} K_{ni}(\cdot) &= \left[1 + \left(\frac{1}{1+r} \right) \int_0^{\theta \rho^{opt}} \rho_i f_i(\rho_i) d\rho_i \right] K_{ni}^1(\cdot) \\ &= \frac{(1+r) + \int_0^{\theta \rho^{opt}} \rho_i f_i(\rho_i) d\rho_i}{(1+r) - \int_0^{\theta \rho^{opt}} (\rho_{ni}^0 - \rho_i) f_i(\rho_i) d\rho_i} \end{aligned} \quad (18)$$

The labor-capital ratio for firm n in the entire production process is

$$a_{ni} = \frac{L_{ni}}{K_{ni}} = a_i \quad (19)$$

which is identical for all entrepreneurs in sector i .

3.3 Allocation of Capital and Market for Entrepreneurs

There are two sectors in the economy. Sector 1 is assumed to be one in which entrepreneurs' cost of "work" differs. We rank entrepreneurs by their costs of work from low to high, and index them by n directly. Entrepreneur n has lower cost of work than that of the entrepreneur n' if $n < n'$. In other words, the cost of work by entrepreneur n in sector 1, $c_{n1} = c_{n1}(e^H)$, is an increasing function in n . We will assume $c_{n1} = c_1 n$ for simplicity. Expression (12) gives $\rho_{n1}^0 = \lambda R_1 - c_1 n$, which is decreasing in n . Expression (13) then implies that the firm's *net return to internal capital* in sector 1, $U_{n1}(\cdot)$ is decreasing in n .

In Sector 2, all entrepreneurs are assumed to have the same cost of work. That is, $c_{n2}(e^H) = c_2$. Expression (12) indicates that $\rho_{n2}^0 = \lambda R_2 - c_2$, which is identical for all entrepreneurs. Thus, all entrepreneurs have the same profit, $U_2(\cdot)$, in sector 2. Let N_1 be the number of firms in Sector 1. N_1 solves for

$$U_{N_1 1} = \frac{\lambda R_1 - h(r, \theta)}{h(r, \theta) - [\lambda R_1 - c_1 N_1]} = U_2 \quad (20)$$

As Figure 2 illustrates, entrepreneurs in the interval of $[1, N_1]$ enter Sector 1 and

earn the *net return to internal capital* $U_{n1} \geq U_2$. Entrepreneurs of $n > N_1$ enter Sector 2 and earn the *net return to internal capital* U_2 .

We assume that a capitalist (a potential entrepreneur) needs to pay a fixed entry cost of f units of the numeraire good at the beginning of the first period to become an entrepreneur. The *net return to internal capital* in Sector 2, U_2 , should be equal to f . On the other hand, the marginal entrepreneur in Sector 1, N_1 , should have the same *net return to internal capital* as f , while all other entrepreneurs in Sector 1 earn higher net returns. Using equation (20), the conditions can be stated as

$$\begin{aligned} U_{N_11} &= \frac{\lambda R_1 - h(r, \theta)}{h(r, \theta) - [\lambda R_1 - c_1 N_1]} = f \\ U_2 &= \frac{\lambda R_2 - h(r, \theta)}{h(r, \theta) - [\lambda R_2 - c_2]} = f \end{aligned} \quad (21)$$

The career choice of a capitalist (between being an entrepreneur and a financial investor) is determined by the interest rate r . If the return to investment r increases, the *net return to internal capital* in sector 2, U_2 , declines. Thus, some entrepreneurs in Sector 2 would exit and become financial investors.

It is clear from (8) that investors' expected revenue from the project is larger as entrepreneur's pay to work, R_{ni}^E , becomes smaller. For a given interest rate r , that means date 1 investment K_{ni}^1 is larger. Expression (18) then implies that total capital managed by the entrepreneur in Sector 1 is larger for more productive managers (smaller n). We summarize our results by the following lemma.

Lemma 1 *As the interest rate increases, fewer capitalists choose to become entrepreneurs at the beginning of date 1. Among the entrepreneurs, the more productive ones enter the heterogeneous sector, while the less productive ones enter the homogeneous sector. In the heterogeneous sector, the more productive entrepreneurs manage more capital.*

Note that part of the lemma resembles the results in Shleifer and Wolfenzon's (2002) one-factor model. In particular, in their model, it is also the case that fewer capitalists become entrepreneurs when the interest rate increases, and more productive entrepreneurs manage more capital.

4 Aggregation and Equilibrium Conditions

The first set of equilibrium conditions are free entry conditions which are summarized by equations (21). Rewrite them as

$$\begin{aligned}\lambda R_1 &= h(r, \theta) + \frac{fc_1 N_1}{1+f} \\ \lambda R_2 &= h(r, \theta) + \frac{fc_2}{1+f}\end{aligned}\tag{22}$$

which we label as *capital revenue-sharing conditions*. The left hand sides of equations (22) are expected marginal products of physical capital in two sectors, respectively. Each is a sum of an expected unit cost of total investment, $h(r, \theta)$, and a payment to the entrepreneurs' efforts.

The second set of equilibrium conditions comprises full employment conditions. Each entrepreneur in Sector 2 manages $K_2(\cdot)$ amount of capital. Entrepreneur n in Sector 1 manages $K_{n1}(\cdot)$ amount of capital. (19) implies that the labor-capital ratio is identical for all entrepreneurs within a sector. Let the number of entrepreneurs in Sector 2 be N_2 . Let L and K be the country's labor and capital endowments, respectively. The full employment conditions are

$$a_1 \int_1^{N_1} K_{n1}(\cdot) dn + a_2 K_2(\cdot) N_2 = L\tag{23}$$

$$\int_1^{N_1} K_{n1}(\cdot) dn + K_2(\cdot) N_2 = K\tag{24}$$

Substituting (10), (14), and (22) into (18), we obtain

$$K_{n1}(\cdot) = \frac{h(r, \theta)}{c_1 [n - (fN_1)/(1+f)]} \text{ and } K_2(\cdot) = \frac{h(r, \theta)(1+f)}{c_2} \quad (25)$$

Applying expressions (25) to (23) and (24), we can rewrite the full employment conditions as follows:

$$a_{1L} \ln \left[\frac{N_1}{1+f-fN_1} \right] + a_{2L}N_2 = L \quad (26)$$

$$a_{1K} \ln \left[\frac{N_1}{1+f-fN_1} \right] + a_{2K}N_2 = K \quad (27)$$

where

$$\begin{aligned} a_{1L} &= \frac{a_1 h(r, \theta)}{c_1}, \quad a_{1K} = \frac{h(r, \theta)}{c_1} \\ a_{2L} &= \frac{a_2 (1+f) h(r, \theta)}{c_2}, \quad \text{and } a_{2K} = \frac{(1+f) h(r, \theta)}{c_2} \end{aligned} \quad (28)$$

We close this section with the market-clearing conditions in product markets. The firms' expected output (or the realized industry output) in Sector 1 is

$$\begin{aligned} y_1 &= F_1(\theta \rho^{opt}) \lambda G_1(a_1, 1) \int_0^{N_1} K_{n1}^1(\cdot) dn \\ &= \frac{G_1(a_1, 1) \lambda (1+r)}{c_1} \ln \left[\frac{N_1}{1+f-fN_1} \right] \end{aligned} \quad (29)$$

where we have used (11), (14) and (22) to derive the second equality. The expected output in Sector 2 is

$$\begin{aligned} y_2 &= F_2(\theta \rho^{opt}) \lambda G_2(a_2, 1) K_2^1(\cdot) N_2 \\ &= \frac{G_2(a_2, 1) \lambda (1+r) (1+f) N_2}{c_2} \end{aligned} \quad (30)$$

We assume that the representative consumer's preference is homothetic. Thus, the ratio of the quantities consumed in the country depends only upon the relative

goods price ratio and can be represented by $D(\frac{p_1}{p_2})$. In equilibrium, the relative supply equals the relative demand. The condition is stated as

$$\frac{y_1}{y_2} = \left[\frac{G_1(a_1, 1)c_2}{G_2(a_2, 1)(1+f)c_1} \right] \frac{\ln \left[\frac{N_1}{1+f-fN_1} \right]}{N_2} = D(p) \quad (31)$$

where $p = p_1/p_2$. Let good 2 be the numeraire good whose price is normalized to 1 in subsequent sections.

5 Comparative Statics

Substituting (6), (10), and (17) into (22), the free entry conditions can be written as

$$\lambda a_1 w + \frac{1+\theta^2}{2\theta} [2(1+r)\bar{\rho}]^{\frac{1}{2}} = \lambda p G_1(a_1, 1) - \frac{f c_1 N_1}{1+f} \quad (32)$$

$$\lambda a_2 w + \frac{1+\theta^2}{2\theta} [2(1+r)\bar{\rho}]^{\frac{1}{2}} = \lambda G_2(a_2, 1) - \frac{f c_2}{1+f} \quad (33)$$

The endogenous variables, w , r , p , N_1 and N_2 are determined by equations (26), (27), (31), (32), and (33). The outputs y_1 and y_2 are then derived from expressions (29) and (30). We will study the effects of changes in endowments, the level of financial development, and expropriation risk on equilibrium prices and quantities.

5.1 Determination of Factor Prices

The free entry conditions (32) and (33) are represented by curves $z_i z_i (i = 1, 2)$ in Figure 3. They are convex toward origin and downward sloping in (w, r) space. The slopes of the curves for given p , N_1 and θ are

$$\frac{dr}{dw} = - \left[\frac{\lambda 2^{\frac{3}{2}} (1+r)^{\frac{1}{2}} \theta}{\bar{\rho}^{\frac{1}{2}} (1+\theta^2)} \right] a_i \text{ for } i = 1, 2 \quad (34)$$

Assume that $a_1 < a_2$, and so Sector 2 is more labor intensive than Sector 1. As indicated in Figure 3, z_2z_2 , is steeper than z_1z_1 . Let the initial factor price equilibrium be given by point M . A decrease in the relative price of good 1, or an increase in N_1 , will shift z_1z_1 inward to $z_1^kz_1^k$, and move the equilibrium to point A . It is clear that the wage goes up and the interest rate declines. When θ is increased, both $z_1^kz_1^k$ and z_2z_2 shift out to $z_1^\theta z_1^\theta$ and $z_2^\theta z_2^\theta$. The equilibrium moves from point A to point B which is vertically above A . The wage rate stays at exactly the same level, while the interest rate increases. A better financial system reduces the expected unit cost of total investment, $h(r, \theta)$, and therefore increases the return to investment. The return to labor, however, is unaffected by the financial development due to the Leontif technology assumed in our model. As we formally prove in the Appendix B, under the condition that the highest cost of entrepreneurs' effort in the heterogeneous sector is more than that in the homogeneous sector, the interest rate increases but the wage rate declines as λ increases. Our analysis is similar to classical Stolper-Samuelson (1941) theorem, augmented by effects of entrepreneurs' heterogeneity, financial development and expropriation risk on factor prices. We summarize the above results by a "Stolper-Samuelson plus" theorem and relegate the formal proof to Appendix B.

Proposition 1 (*Stolper-Samuelson plus*) *Ceteris paribus, a decrease in the price of a good decreases the return to the factor used intensively in that good, and increases the return to the other factor. Furthermore, an increase in the number of entrepreneurs in the heterogeneous sector decreases the return to the factor used intensively in that sector and increases the return to the other factor. An improvement in the level of financial development increases the interest rate but has no effect on the wage rate. If the highest cost of entrepreneurs' effort in the heterogeneous sector is more than that in the homogeneous sector, a lower expropriation risk increases the interest rate but reduces the wage rate.*

Note that factor price equalization does not hold in our model, making it different from the textbook version of the Heckscher-Ohlin model. Differences in θ and λ make factor prices differ. Even if θ and λ are the same across countries, as we show next, more entrepreneurs enter the heterogeneous sector in the capital-abundant country. Then the proposition above indicates that a larger N_1 results in a lower interest rate r and a higher wage rate w at the capital-abundant country.

5.2 Changes in Endowment and Institutions

We turn now to the response of outputs (represented by N_1 and N_2) to changes in exogenous variables: the Rybczynski (1955) effect of endowment, augmented by effects of financial development and expropriation risk. Let equations (26) and (27) be denoted as LL curve and KK curve, respectively. The numbers of entrepreneurs (or amounts of internal capital) in equilibrium, $E = (N_1, N_2)$ are determined by the intersection of the LL and the KK curves, as indicated in Figure 4. KK curve is steeper than LL curve because Sector 1 is capital-intensive. Totally differentiating equations (26) and (27) and using “Jones’ algebra (Jones, 1965),” we obtain

$$\begin{aligned}\xi_{1L}\widehat{N}_1 + \phi_{2L}\widehat{N}_2 &= \widehat{L} - [\phi_{1L}\widehat{a}_{1L} + \phi_{2L}\widehat{a}_{2L}] \\ \xi_{1K}\widehat{N}_1 + \phi_{2K}\widehat{N}_2 &= \widehat{K} - [\phi_{1K}\widehat{a}_{1K} + \phi_{2K}\widehat{a}_{2K}]\end{aligned}\quad (35)$$

We define $dN_1/N_1 = \widehat{N}_1$, and likewise for all other variables. In addition, we define the *fraction of labor used in industry i by*,

$$\begin{aligned}\phi_{1L} &= \frac{a_{1L} \ln [N_1 / (1 + f - fN_1)]}{L}, \phi_{2L} = \frac{a_{2L}N_2}{L} \\ \text{and } \xi_{1L} &= \frac{a_{1L}(1+f)}{L(1+f-fN_1)}\end{aligned}\quad (36)$$

where $\phi_{1L} + \phi_{2L} = 1$. We define ϕ_{iK} and ξ_{1K} in an analogous manner.

Let the initial equilibrium output be at point E . The effect of a change in

endowment is similar to the standard HOS model. \widehat{L} and \widehat{K} represent the *direct effect* of a change in endowment at given product prices, while the second terms on the right hand side of equations (35) represent the *feedback effect* of induced factor price changes on the factor usage per unit of production. For given factor prices, as depicted in Figure 4, the *direct effect* of an increase in the capital endowment shifts KK out to $K'K'$ and moves the equilibrium to point E' . It is clear that N_1 goes up, whereas N_2 declines. The increase in N_1 raises y_1 , while the decrease in N_2 reduces y_2 . Thus, the relative price of good 1, p , decreases. By Proposition 1, both the decrease in p and the increase in N_1 reduces r while increasing w . Using (28), we know that both labor and capital usages per unit of production decrease. Thus, the *feedback effect* shifts the $K'K'$ curve out further to $K''K''$ and shifts the LL curve out to $L''L''$, which moves the equilibrium from E' to E'' . The shifting out of KK curve further increases N_1 and reduces N_2 , while the shifting out of LL curve reduces N_1 and increases N_2 . As we formally prove in the Appendix B, if a *modified condition for nonreversal of factor intensity* is satisfied, the overall effect of an increase in K/L is to increase N_1 , while the overall effect on N_2 is ambiguous. However, the relative price p declines, and as a result, the relative output y_1 to y_2 increases.

We now discuss the effect of a change in θ . As Proposition 1 shows, the increase in θ raises the interest rate r but has no effect on the wage w . That is, the impact of changing in θ is completely absorbed by the increase of r , while leaving w unaffected. Expression (5) and (22) then indicate that the change in θ must be offset by the change in r so that $h(r, \theta)$ stays constant. Using (28), we know that a_{ij} must remain constant as θ changes. As a result, N_1 , N_2 , and p are not affected by the increase in θ . Note that although the increase in θ does not affect the number of entrepreneurs, it raises y_1 and y_2 by the same proportion as indicated by expressions (29) and (30).

The increase in λ raises the interest rate so that $h(r, \theta)$ is higher. Expression (28) indicates that factor usages per unit of production increases. Thus both, LL

and KK shift back, and equilibrium moves from E to E''' in Figure 4. N_1 and N_2 both decline. As we formally prove in the Appendix B, under the condition that the highest cost of entrepreneur's effort in the heterogeneous sector is more than that in the homogeneous sector, N_1 and N_2 decrease proportionally in the way that relative price p does not change. Lower expropriation risk reduces the number of firms. Each firm, however, becomes larger and produces more. As we show in the Appendix B, the positive effect of λ on interest rate r dominates the negative effect on N_i . Using (29) and (30), industry outputs y_1 and y_2 are larger as λ increases. We summarize the above results by a "Rybczynski plus" theorem.

Proposition 2 (*Rybczynski plus*) *Suppose a modified condition for nonreversal of factor intensity is satisfied, so that sector 1 is always capital-intensive. An increase in capital endowment will increase the number of entrepreneurs in sector 1, and decrease the relative price of good 1. Furthermore, an improvement in the level of financial development will raise the output in both sectors proportionally, leaving the number of entrepreneurs and the relative product price unchanged. If the highest cost of entrepreneurs' effort in the heterogeneous sector is more than that in the homogeneous sector, a lower expropriation risk will raise the output but reduce the number of entrepreneurs in both sectors proportionally and have no effect on the relative product price.*

Propositions 1 and 2 together give rise to predictions on how a change in endowment (or financial and property rights institution) on factor prices. In particular, an increase in capital endowment increases N_1 and reduces p by Proposition 2. Both effects reduce r but increase w by Proposition 1. We can work out in a similar way the effects of an increase in θ or λ . For convenience, these results can be summarized by the following corollary.

Corollary 1 *In equilibrium, an increase in the capital-labor ratio reduces the interest rate but raises the wage rate. An improvement in the financial system raises the*

interest rate but leaves the wage rate unchanged. A reduction in the expropriation risk raises the interest rate but reduces the wage rate.

6 Free Trade and Capital Flows

Using the comparative statics results derived above, we are now ready to describe patterns of goods trade and capital flows. Consider two countries with identical and homothetic tastes, identical technologies, identical liquidity shocks and managers' behavior, but different factor endowments, levels of financial development, and expropriation risks. Labor is immobile across countries. After studying free trade in goods without international capital flow, we move sequentially by allowing only financial capital flow at first, only foreign direct investment (FDI) next, and both types of capital flows simultaneously in the end.

6.1 Free Trade in Goods

Let variables in the foreign country be denoted by a superscript “*”. The equilibrium autarky prices at home and abroad are represented by p and p^* , respectively. p^* may differ from p if L^* , K^* , θ^* and λ^* are different from corresponding domestic variables. Comparing p^* with p is equivalent to the exercise of comparative statics in the last section that changes K/L , θ , and λ to K^*/L^* , θ^* and λ^* , respectively. Let $\hat{p} = (p^* - p)/p$ be the percentage difference in the autarky prices. Ignoring a second order effect and using equation (66) in the Appendix, we have

$$A_p \hat{p} = \hat{L} - \hat{K} \tag{37}$$

where $A_p = -|\phi| \sigma_D / \sigma_N > 0$. \hat{L} , \hat{K} , $\hat{\theta}$ and $\hat{\lambda}$ are now percentage differences in the labor and capital endowments, financial development, and risk expropriation between two countries. Noting that $\hat{\theta}$ and $\hat{\lambda}$ have no effect on relative product prices, our analysis of goods trade is essentially a generalized Heckscher-Ohlin model in an

environment of imperfect capital market and heterogeneous entrepreneurs.

Proposition 3 *Suppose capital flow is prohibited. In this model with financial market imperfection and heterogeneous entrepreneurs, the Heckscher-Ohlin result on trade patterns still holds: each country produces and exports the good that uses its relatively abundant factor intensively.*

6.2 Financial Capital Flows

We now turn to capital flows under the equilibrium of free trade in goods. There are two types of international capital flows: financial capital flows decided by financial investors and FDI decided by entrepreneurs. International financial flows occur when the investor invests her endowment in a foreign financial market (or directly in a foreign entrepreneur's project). On the other hand, FDI occurs when the entrepreneur takes her project to the foreign country and produces there. Investors will invest in the country with a higher interest rate (return to financial investment), while entrepreneurs will locate their projects in the country with a lower production cost. In the rest of this subsection, we discuss the special case in which only financial capital flow is permitted, but no FDI.

The direction of *financial flows* is determined by $\hat{r} = (r^* - r)/r$. If $\hat{r} > 0$, financial capital will flow from home to the foreign country. Otherwise, it will flow in the reverse direction. As we have shown in Corollary 1, if the country is either relatively abundant in labor, more financially developed, or has less risk of expropriation, its interest rate in the absence of international capital flow is higher.

In the equilibrium with free trade in goods, the endogenous variables in each country are determined by equations (26), (27), (32), and (33), and their foreign-country counterparts. The product market clearing condition now becomes $(y_1 + y_1^*) / (y_2 + y_2^*) = D(p)$. The equation (60) in the Appendix no longer holds but is not needed since $\hat{p} = 0$ in the free trade equilibrium. All other proofs in the Appendix go through. We again ignore the second order effect. Slightly abusing notations and substituting

(65) into (56), we obtain

$$\widehat{r} = A_L \widehat{L} - A_K \widehat{K} + A_\theta \widehat{\theta} + A_\lambda \widehat{\lambda} \quad (38)$$

where $A_L, A_K, A_\theta, A_\lambda$ are all positive.⁷ We can summarize three polar cases with the following proposition.

Proposition 4 *Let there be free trade in goods, no barrier to international financial capital flows, but no FDI is permitted. If two countries are the same in terms of financial development and expropriation risk but different in endowment, then financial capital will flow from capital-abundant country into labor-abundant country. If the two countries have the same capital-labor ratio and identical expropriation risk but different levels of financial development, financial capital will flow from the country with a less developed financial system into the other one. If the two countries have the same capital-labor ratio and levels of financial development, financial capital will flow from the country with a higher expropriation risk into the one with lower expropriation risk.*

6.3 Foreign Direct Investment

We now allow projects and entrepreneurs to move freely across countries. Rewrite expression (13) of entrepreneur's *net return to internal capital* as

$$U_{ni}(w, r, \theta, \lambda) = \frac{\lambda [p_i^T G_i(a_i, 1) - wa_i] - \left(\frac{1+\theta^2}{\sqrt{2\theta}}\right) [(1+r)\bar{\rho}]^{\frac{1}{2}}}{\left(\frac{1+\theta^2}{\sqrt{2\theta}}\right) [(1+r)\bar{\rho}]^{\frac{1}{2}} - \lambda [p_i^T G_i(a_i, 1) - wa_i] + c_{ni}} \quad (39)$$

where p_i^T represents the product price in free trade. It is easy to see $\partial U_{ni}/\partial w < 0$, $\partial U_{ni}/\partial r < 0$, $\partial U_{ni}/\partial \theta > 0$, and $\partial U_{ni}/\partial \lambda > 0$. We assume that entrepreneurs collect the capital at home and utilize their home financial system even if they produce abroad. We first consider the case of $\widehat{\lambda} = (\lambda^* - \lambda)/\lambda = 0$. In this case domestic

⁷A detailed proof of equations (38) and (40) is available from authors upon request.

entrepreneurs will have an outbound *FDI* if and only if $w > w^*$. Substituting (65) into (55), we obtain

$$\hat{w} = -B_L \hat{L} + B_K \hat{K} - B_\lambda \hat{\lambda} \quad (40)$$

where B_L , B_K , and B_λ are all positive. Thus $w > w^*$ if and only if the home country is capital-abundant. That is, entrepreneurs from a capital-abundant country will engage in outbound *FDI* to take the advantage of lower labor cost abroad.

Proposition 5 *With free trade in goods, identical expropriation risk but prohibition of international financial capital flow, FDI will go from the capital-abundant country to the labor-abundant one.*

6.4 Complete Bypass of the Inefficient Financial System

We now allow for both types of capital flows. Let both countries be diversified. We start with the simplest case in which expropriation risk is identical across countries and entrepreneurs are perfectly mobile. The unique equilibrium in this case is a complete *capital bypass circulation* in which all capital owned by financial investors (households) in the country with a less developed financial system leaves the country in the form of *financial capital outflow*, but physical capital (and projects) reenters the country in the form of *FDI*. The less developed financial system serves no capital at all in the equilibrium.

The proof is straightforward: In the equilibrium, the interest rates and wage rates must be equalized across two countries. Since entrepreneurs are perfectly mobile, if entrepreneur n in a low θ country could be hired to manage a factory (project) in a high θ country, she would like to move to the high θ country since $\partial U_{ni}/\partial \theta > 0$. If some managers had used the financial system of low θ country in the equilibrium, the most efficient manager among them would like to bring the capital she collected and move to high θ country. That would reduce the wage rate in the low θ country (hence making the low θ country more attractive to *FDI* from the high θ country),

and crowd out the less efficient managers in the high θ country whom would bring her project to low θ country (hence raising the interest rate in the high θ country in the process and making it more attractive to financial capital from the low θ country). Another wave of *capital bypass circulation* would occur until all financial capital leaves the low θ country and enough FDI comes into the low θ country so that factor prices are equalized between two countries in the equilibrium.

A modified graphical representation of an integrated world economy (Dixit and Norman, 1980; Helpman and Krugman, 1985) can help to illustrate the equilibrium. In Figure 5, O and O^* represent the origins for home and foreign countries, respectively. Vectors OY_1 and OY_2 represent the world employment of capital and labor in Sectors 1 and 2 in the equilibrium of the integrated world economy, respectively. Let $L = L^*$ for simplicity. Suppose $\theta > \theta^*$. Point H defines the distribution of factor endowments. Let home be capital-abundant so H is above the diagonal line of the parallelogram $OY_2O^*Y_1$. International financial capital flow equalizes the interest rates, while FDI equalizes the wage rates across two countries. For (w, r) to be equal in the two countries, from equations (32) and (33), N_1 and N_1^* must be the same since investors in both countries use the same financial system θ . Thus the factor usages of production in the equilibrium must be in the middle line of the parallelogram, AA^* . That is, factor usages in Sector 1 represented by lengths of OA and O^*A^* must be the same for the two countries. Each country uses its own labor endowment. Therefore, the intersection between AA^* and LF , represented by point E , indicates factor usages of production in the equilibrium. E happens to be in the middle of the parallelogram since we assume $L = L^*$. OB and O^*B^* represent the factor usages in sector 2. All foreign capital flows into the home country in the form of financial capital flow since $\theta > \theta^*$, which is represented by FH . FDI, however, flows to the foreign country and is represented by EF . The circle $FHEF$ represents the *capital bypass circulation*. HE indicates the net capital outflow of the home country. The home country experiences a current account surplus as the capital

account is negative.⁸ To summarize, we have:

Proposition 6 *Let the expropriation risk be identical and entrepreneurs be perfectly mobile across two countries with identical populations. In the unique equilibrium, the less developed financial system is completely bypassed. All capital owned by the country with the less developed financial system will leave the country in the form of financial capital flow. However, the country also experiences capital inflow in the form of FDI. In equilibrium, the capital-abundant country incurs a net capital outflow (and a trade surplus).*

The complete *capital bypass circulation* equilibrium predicts the same direction of net capital flow as a typical neoclassical one-sector model. The magnitude of the interest rate differential (return to financial investment), however, is different between this model and a typical one-sector model. To see this, let $\widehat{L} = 0$ for simplicity. Substituting (65) into (56), we obtain:

$$\widehat{r} = -\pi_{1N} \left(\frac{\pi_{2w} (\phi_{2L} + \eta_2)}{|\pi| |\Phi|} \right) \widehat{K}$$

where $\pi_{1N} = f c_1 N_1 / (1 + f)$. \widehat{K} is no longer the only factor that determines interest rate differential as in the Lucas paradox. The capital market imperfection which is measured by the cost of effort in moral hazard problem c_1 , the entry cost of entrepreneurs f , as well as the level of entrepreneurs heterogeneity represented by the function form of $c_{n1}(\cdot)$ all affect \widehat{r} . In other words, even if the capital-labor ratio is very different between two countries, as long as f or c_1 are sufficiently small, the difference in the returns to financial investment between the two countries can be small.⁹

⁸When entrepreneurs are not perfectly mobile and expropriation risk is not identical, a capital abundant country with a developed financial system and low expropriation risk may experience a net capital inflow and therefore a current account deficit.

⁹Caselli and Freyrer (2005) computed that the rates of return to capital are very similar across 53 developing and rich countries for which they have the relevant data.

6.5 The Role of Expropriation Risk

The above discussion focuses on the role of financial sector efficiency in determining gross and net capital flows. The result that an inefficient financial system would be completely bypassed may be somewhat surprising and is derived under the assumptions of identical expropriation risks across countries and perfectly mobile entrepreneurs. We relax these assumptions in this section: the risk of expropriation may be different, and there is an additional fixed cost for entrepreneurs to move their projects across national borders.

Let the additional fixed cost of FDI be d . In the equilibrium, interest rates are equalized across countries by financial capital flow. As before, we assume that entrepreneurs continue to use home financial services when they locate abroad. The entrepreneur's *net return to internal capital* when they produce at home is given by expression (39) at domestic wage rate and expropriation risk, and denoted by $U_{ni}(w, r, \lambda, \theta)$. It becomes $U_{ni}^d = U_{ni}(w^*, r, \lambda^*, \theta) - d$ when they produce abroad. Entrepreneur n produces abroad if and only if $U_{ni} \leq U_{ni}^d$. A corner solution occurs in Sector 2. Suppressing the notations of r and θ for convenience, all firms in Sector 2 produce at home if and only if $U_2(w, \lambda) > U_2(w^*, \lambda^*) - d$. We assume that this condition is satisfied so that home produces in both sectors (i.e., the countries are diversified in the equilibrium). Let the marginal entrepreneur in sector 1 be N_1^d . We have:

$$U_{N_1^d 1}(w, \lambda) = U_{N_1^d 1}(w^*, \lambda^*) - d \quad (41)$$

This implies that $U_{N_1^d 1}(w, \lambda) < U_{N_1^d 1}(w^*, \lambda^*)$, which, by expression (39), in turn implies that

$$\lambda [p^T G_1(a_1, 1) - w a_1] < \lambda^* [p^T G_1(a_1, 1) - w^* a_1]$$

Therefore, U_{n1}^d as a function of n must be steeper than U_{n1} . As illustrated in Figure 2, U_{n1} and U_{n1}^d intersect at N_1^d . Entrepreneurs in the interval of $[1, N_1^d]$ choose outward FDI in the foreign country, while entrepreneurs in the interval of $(N_1^d, N_1]$

choose to produce at home. In other words, the more efficient firms choose FDI and the less efficient ones produce at home. This result is similar to Helpman, Melitz, and Yeaple (2004). Given the identical fixed cost d for all firms, lower foreign labor cost generates more profit for larger firms than for smaller ones.

Similar to expression (18), we derive the capital usage for a FDI firm n , as $k^d(n) = h(r, \theta) / [h(r, \theta) - \lambda^* R_1^* + c_1 n]$. The capital usage for all FDI firms becomes

$$\kappa^d = \int_1^{N_1^d} k^d(n) dn = \frac{h(r, \theta)}{c_1} \ln \frac{h(r, \theta) - \lambda^* R_1^* + c_1 N_1^d}{h(r, \theta) - \lambda^* R_1^* + c_1} \quad (42)$$

The expected output of all FDI firms is

$$\begin{aligned} y_1^d &= F_1(\theta \rho_1^{opt}) \lambda^* G_1(a_1, 1) \int_1^{N_1^d} K_{n1}^1(w^*, \lambda^*) dn \\ &= \frac{G_1(a_1, 1) \lambda^* (1+r)}{c_1} \ln \frac{h(r, \theta) - \lambda^* R_1^* + c_1 N_1^d}{h(r, \theta) - \lambda^* R_1^* + c_1} \end{aligned} \quad (43)$$

FDI firms employ source-country capital but host-country labor by assumption. Thus, the domestic full employment conditions now become:

$$a_1 \int_1^{N_1} K_{n1}(\cdot) dn + a_2 K_2(\cdot) N_2 = L \quad (44)$$

$$\kappa^d + \int_1^{N_1} K_{n1}(\cdot) dn + K_2(\cdot) N_2 = K + \kappa^f \quad (45)$$

where κ^f is the amount of financial capital flow. $\kappa^f > 0$ represents financial capital inflow while $\kappa^f < 0$ represents outflow. The foreign full employment conditions are

$$a_1 \left[\kappa^d + \int_1^{N_1^*} K_{n1}^*(\cdot) dn \right] + a_2 K_2^*(\cdot) N_2^* = L^* \quad (46)$$

$$\int_1^{N_1^*} K_{n1}^*(\cdot) dn + K_2^*(\cdot) N_2^* = K^* - \kappa^f \quad (47)$$

Similar to equations (32) and (33), the free entry conditions in the foreign country

can be written as

$$\lambda^* a_1 w^* + \frac{1 + \theta^{*2}}{2\theta^*} [2(1+r)\bar{p}]^{\frac{1}{2}} = \lambda^* p^T G_1(a_1, 1) - \frac{f c_1 N_1^*}{1+f} \quad (48)$$

$$\lambda^* a_2 w^* + \frac{1 + \theta^{*2}}{2\theta^*} [2(1+r)\bar{p}]^{\frac{1}{2}} = \lambda^* G_2(a_2, 1) - \frac{f c_2}{1+f} \quad (49)$$

Finally, the condition for clearing the world product market is

$$\frac{y_1 + y_1^d + y_1^*}{y_2 + y_2^*} = D(p^T) \quad (50)$$

The equilibrium is characterized by 10 non-linear equations, (32), (33), (44), (45), (46), (47), (48), (49), (50), and (41) with ten endogenous variables, p^T , w , $r(= r^*)$, N_1 , N_2 , w^* , N_1^* , N_2^* , N_1^d , and κ^f . While a closed form solution is hard to obtain, it is possible to compare wage rates across the countries and analyze the effects of financial sector efficiency and expropriation risk on capital flow.

From (33), it can be verified that $\partial w / \partial \theta > 0$ and $\partial w / \partial \lambda > 0$. Recall that (33) is derived from revenue sharing condition (22), and that the pay to an entrepreneur in Sector 2 is fixed as $f c_2 / (1 + f)$. As a better financial system reduces the investment cost $h(r, \theta)$, it therefore raises the wage rate. A better property rights protection (a lower expropriation risk) increases the expected revenue and therefore raises the wage, too. Comparing (33) with (49), we have $w > w^*$ if $\theta > \theta^*$ or $\lambda > \lambda^*$. It is worth emphasizing that in equilibrium, the relative wage across countries is determined by the two institutional parameters, θ and λ , but independent of the initial endowment. A country with a low initial capital-to-labor ratio but better property rights protection (higher λ) or more efficient financial system (higher θ) can attract more capital in the world market so that its labor is paid at a higher wage in the equilibrium. We summarize the discussion by the following proposition:

Proposition 7 *Suppose the two countries are diversified in the equilibrium. With free mobility of capital, the wage rate is higher in the country with a more efficient*

financial system or better property rights protection, irrespective of the initial endowment.

While financial development and expropriation risk have similar effects on equilibrium wage rate, they differ in their effects on patterns of gross and net international capital flows. A less efficient financial system, by depressing domestic return on financial investment, leads to an outflow of financial capital. As a result of this financial outflow, the wage rate becomes lower, which encourages inward FDI. In contrast, worse property rights protection, by depressing domestic financial returns, leads to an outflow of financial capital, and at the same time, by depressing firm profits, also discourages inward FDI. Therefore, poor property rights protection may result in financial outflow without a compensating inflow of FDI.

This discussion suggests that for some economic questions, one should not lump together different types of institutions. Is there any evidence that poor financial institutions and poor property rights protection give rise to different patterns of capital flows? Albuquerque (2003) and Wei (2005) examined the roles of these institutional features in determining patterns of capital flow. They found evidence that poor financial institutions are associated with a higher share of FDI in inward capital flow.¹⁰ In contrast, Wei (2000 and 2005) found that poor property rights protection or severe bureaucratic corruption clearly deters inward FDI. These pieces of evidence are consistent with the prediction of this model.

Due to space constraint, we leave a welfare analysis of international capital flows in the current model to an companion paper (Ju and Wei, 2006). We note here that the welfare implication of capital flow in our model differs from the literature. In most existing papers, removing barriers to capital flow improves welfare since it improves efficiency. Such a view relies on the assumption that the return to investment equals the marginal product of physical capital. In our model, however, financial investors often gain at the expense of entrepreneurs. If the loss of the

¹⁰Both Huang (2003) and Dooley, Folkerts-Landau, and Garber (2004) hypothesized that the large inflows of FDI in China is a consequence of poor financial development of the country.

entrepreneurs is large enough, financial capital outflow can reduce welfare.

7 Conclusions

This paper has two objectives. First, we aim to provide a solution to two opposing puzzles about international capital flows. Second, we provide a framework to discuss systematically the roles of financial and property rights institutions in determining patterns of gross and net capital flows.

Our model uses entrepreneur heterogeneity to partially restore the intuition of one-sector models in a two-sector setting that the interest rate is lower in a capital-abundant country. A revenue-sharing rule between financial investors and entrepreneurs, together with marginal product of capital, determines the interest rate. The quality of the financial system and expropriation risk play crucial roles in the model. The interest rate is higher in the country with a better financial system or a lower expropriation risk. Financial capital flows and FDI can move in either the same or the opposite direction, and therefore form rich patterns of gross capital flow. The equilibrium in a world of frictionless capital markets and identical expropriation risks is unique: the less developed financial system of the two is completely bypassed.

A better financial system or better property rights protection in a country leads to a higher wage rate for the country in equilibrium. However, their effects on patterns of cross-border capital flow are different. A lower level of financial development results in a lower interest rate, which generates an outflow of financial capital. As a result, wages becomes lower, which attracts more FDI than otherwise. Higher expropriation risk, on the other hand, results in lower profit, leading to less FDI (and outflow of financial capital).

The current model is static; extending it to a dynamic analysis will be a fruitful direction for future research. Taking the model to the data so that patterns of gross

and net capital flow can be linked to different institutional variables is also high on our agenda.

References

- [1] Alfaro, Laura, Sebnem Kalemli-Ozcan and Vadym Volosovych (2005), “Why doesn’t Capital Flow from Rich to Poor Countries? An Empirical Investigation,” *NBER Working Paper* 11901.
- [2] Acemoglu, Daron, Simon Johnson, and James A. Robinson (2001), “The Colonial Origins of Comparative Development: An Empirical Investigation,” *American Economic Review*, 91(5): 1369-1401.
- [3] Albuquerque, Rui, 2003, “The Composition of International Capital Flows: Risk Sharing Through Foreign Direct Investment,” *Journal of International Economics*, 1(2), 353-383.
- [4] Aoki, Kosuke, Gianluca Benigno, and Nobuhiro Kiyotaki (2006), “Adjusting to Capital Account Liberalization,” Unpublished working paper, London School of Economics.
- [5] Bernard, Andrew, Stephen Redding, and Peter Schott (2005), “Comparative Advantage and Heterogenous Firms,” *NBER Working Paper* 10668.
- [6] Bernard, Andrew, Raymond Robertson, and Peter K. Schott (2005), “A Note on the Empirical Implementation of Lens Condition,” *NBER Working Paper* 11448.
- [7] Caballero, Ricardo, Emmanuel Farhi and Pierre-Olivier Gourinchas (2006), “An Equilibrium Model of ‘Global Imbalances’ and Low Interest Rates,” *MIT Working Paper*.
- [8] Caselli, Francesco, and James Feyrer (2005), “The Marginal Product of Capital,” forthcoming, *Quarterly Journal of Economics*.
- [9] Deardorff, Alan (1994), “The Possibility of Factor Price Equalization, Revisited,” *Journal of International Economics*, 36(2), 167-75.
- [10] Dixit, Avinash K. and Victor Norman (1980), *Theory of International Trade*, Cambridge, Cambridge University Press.
- [11] Dooley, Michael, David Folkerts-Landau, and Peter Garber, 2004, “The Revived Bretton Woods System: The Effects of Periphery Intervention and Reserve Management on Interest Rates and Exchange Rates in Center Countries,” NBER Working Paper 10332.
- [12] Gertler, Mark and Kenneth Rogoff (1990), “North-South Lending and Endogenous Domestic Capital Market Inefficiencies,” *Journal of Monetary Economics* 26, 245–266.
- [13] Ghironi and Melitz (2005), “International Trade and Macroeconomic Dynamics with Heterogeneous Firms,” *Quarterly Journal of Economics* 120, 865-915.

- [14] Gordon, Roger H. and A. Lans Bovenberg (1996), "Why is Capital so Immobile Internationally? Possible Explanations and Implications for Capital Income Taxation?" *American Economic Review* 86, 1057–1075.
- [15] Huang, Yasheng, 2003, *Selling China: Foreign Direct Investment During the Reform Era*, Cambridge: Cambridge University Press.
- [16] Helpman, Elhanan and Paul R. Krugman (1985), *Market Structure and Foreign Trade*, Cambridge, MIT Press.
- [17] Helpman, Elhanan, Marc Melitz, and Stephen Yeaple (2004), "Export Versus FDI with Heterogeneous Firms," *American Economic Review* 94 (1), 300-316.
- [18] Holmstrom, Bengt and Jean Tirole (1998), "Private and Public Supply of Liquidity," *Journal of Political Economy*, 106(1), 1-40.
- [19] Jones, Ronald (1965), "The Structure of Simple General Equilibrium Models," *Journal of Political Economy*, 73(6), 557-72.
- [20] Ju, Jiandong and Shang-Jin Wei (2005), "Endowment versus Finance: A Wooden Barrel Theory of International Trade," *CEPR Working Paper* 5109.
- [21] Ju, Jiandong and Shang-Jin Wei (2006), "A Welfare Analysis of International Capital Flow," Working Paper.
- [22] Kraay, Aart, Norman Loayza, Luis Servén and Jaume Ventura (2005), "Country Portfolios," *Journal of the European Economic Association*, 3(4), 914-945.
- [23] Leamer, Edward (1995), "The Heckscher-Ohlin Model in Theory and Practice," *Princeton Studies in International Finance* 77.
- [24] Lucas, Robert (1990), "Why doesn't Capital Flow from Rich to Poor Countries?" *American Economic Review* 80, 92–96.
- [25] Matsuyama, Kiminori (2004), "Financial Market Globalization, Symmetry-Breaking, and Endogenous Inequality of Nations," *Econometrica*, 72, 853-884.
- [26] Matsuyama, Kiminori (2005), "Credit Market Imperfection and Patterns of International Trade and Capital Flows," *Journal of the European Economic Association*, 3, 714-723.
- [27] Melitz, Marc (2003), "The Impact of Trade on Intra-Industry Reallocations and Aggregate Industry Productivity," *Econometrica*, 71, 1695-1725.
- [28] Mundell, Robert (1957), "International Trade and Factor Mobility," *American Economic Review* 47, 321–335.
- [29] Obstfeld, Maurice and Kenneth Rogoff (1995), *Foundations of International Macroeconomics*, The MIT Press, Cambridge.
- [30] Obstfeld, Maurice and Kenneth Rogoff (2000), "The Six Major Puzzles in International Macroeconomics: Is There a Common Cause?" *NBER Working Paper* 7777.

- [31] Prasad, Eswar, Kenneth Rogoff, Shang-Jin Wei, and M. Ayhan Kose (2003), *Effects of financial globalization on developing countries: Some empirical evidence*, International Monetary Fund, Washington D.C..
- [32] Rogoff, Kenneth and Carmen Reinhart (2004), "Serial Default And The "Paradox" Of Rich To Poor Capital Flows," *American Economic Review*, 94(2), 52-58.
- [33] Rybczynski, T. N. (1955), "Factor Endowments and Relative Commodity Prices," *Economica* 22, 336-341.
- [34] Samuelson, Paul A. (1948), "International Trade and the Equalization of Factor Prices," *Economic Journal*, 58, 163-184.
- [35] Samuelson, Paul A. (1949), "International Factor Price Equalization Once Again," *Economic Journal*, 59, 181-197.
- [36] Shleifer, Andrei, and D. Wolfenzon (2002), "Investor Protection and Equity Markets," *Journal of Financial Economics* 66, 3-27.
- [37] Stolper, Wolfgang F., and Paul A Samuelson (1941), "Protection and Real Wages," *Review of Economic Studies* 9, 58-73.
- [38] Stulz, Rene (2005), "The Limits of Financial Globalization," *Journal of Finance*, 60(4), 1595-1638.
- [39] Ventura, Jaume (1997), "Growth and Interdependence," *Quarterly Journal of Economics*, CXII, 57-84.
- [40] Ventura, Jaume (2003), "Towards a Theory of Current Accounts", *The World Economy*, 483-512.
- [41] Wei, Shang-Jin (2000), "Local Corruption and Global Capital Flows," *Brookings Papers on Economic Activities*, 2: 303-354.
- [42] Wei, Shang-Jin (2005), "Connecting Two Views on Financial Globalization: Can We Make Further Progress?" Presented at the NBER-CEPR-TCER Trio Conference in Tokyo, Japan, December 9-10, 2005. NBER working paper, forthcoming.
- [43] Wynne, Jose (2005), "Wealth as a Determinant of Comparative Advantage," *American Economic Review*, 95(1), 226-254.
- [44] Xiang, Chong (2001), "The Sufficiency of the Lens Condition for Factor Price Equalization in the Case of Two Factors," *Journal of International Economics*, 53(2), 463-474.

8 Appendix A: Existing Solutions to the Paradoxes in the Literature

In this Appendix, we first propose and prove a "chain rule of factor price equalization," and then dissect extant solutions to the Lucas paradox and explanations for why FPE may not hold.

Lemma 2 *Let the number of factors be m in a standard neoclassical model. For any two countries, if they can be linked by a sequence of country pairs, and the countries in each pair produce a common set of m products, then the factor prices are equalized among all these countries in a free-trade world, even in the absence of international factor movement.*

Proof: Let $m \leq n$. Suppose that countries can always be ranked in a way so that at least m products are commonly produced by a pair of neighboring countries. For example, for countries h and $h + 1$, they both produce products $n_1^{hh+1}, n_2^{hh+1}, \dots, n_m^{hh+1}$. Neighboring countries may specialize in the rest of $n - m$ products. Note that we only require neighboring countries to produce a common set of m products. They do not have to trade directly with each other. Furthermore, non-neighboring countries may specialize in different sets of products. For countries h and $h + 1$, zero profit conditions in sectors $n_1^{hh+1}, n_2^{hh+1}, \dots, n_m^{hh+1}$ give

$$p_i^{hh+1} = c_i^{hh+1}(w_1^h, \dots, w_m^h) \text{ for } i = 1, \dots, m \text{ and} \quad (51)$$

$$p_i^{hh+1} = c_i^{hh+1}(w_1^{h+1}, \dots, w_m^{h+1}) \text{ for } i = 1, \dots, m \quad (52)$$

m equations in (51) determine m factor prices w_1^h, \dots, w_m^h for country h , while m equations in (52) determine m factor prices $w_1^{h+1}, \dots, w_m^{h+1}$ for country $h + 1$. Because the technology is assumed to be identical across countries, and product prices are equalized under free trade, factor prices in these two countries must be the same. By the same logic, factor prices in countries $h + 1$ and $h + 2$ must be equalized. Extending the logic, factor prices in all countries are equalized. As an illustration, consider a world with two factors, labor and land. Factor returns in the United States and India can be equalized even if the two countries do not trade each other, and do not produce any product in common. All that is needed is for the United States and India to be linked by a sequence of country pairs, with enough common products within each pair. For example, the United States and Greece may both produce apples and apricots, Greece and Thailand may both produce beer and bottles, and Thailand and India may both produce cotton and carriages. Free trade in goods would ensure factor price equalization between the United States and India.

Lucas (1990) himself provided three explanations for the puzzle of too small capital flows. The first is an *effective labor* differentiation: if each U.S. worker is five times as productive as an Indian, holding other things constant, then the predicted return to capital in India became 5 rather than 58 times that in the United States. We can show that this intuition does not survive a generalization from a one-sector to a two-sector model. Let production function be $y_i = f_i(EL_i, K_i)$ where E represents labor productivity. It can be shown that the zero profit conditions in a two goods, two factors model become

$$p_1 = c_1\left(\frac{w}{E}, r\right) \text{ and } p_2 = c_2\left(\frac{w}{E}, r\right)$$

which gives rise to a unique solution $\left[\left(\frac{w}{E}\right), r\right]$. Note that $\left(\frac{w}{E}\right)$ and r are determined by (p_1, p_2) . For given product prices, the increase in labor productivity E will increase the wage rate w proportionally so as to keep $\left(\frac{w}{E}\right)$ constant. The return

to capital, r , is not affected by the increase in E . That is, in the two-sector model, if the U.S. worker is 5 times more productive than the Indian workers, then the wage rate in the United States is exactly 5 times higher than in India. The return to capital, however, is not affected by the change in labor productivity.

Lucas' second explanation is *missing factor(s)*. If human capital is to be included as another factor, then the predicted return to capital in India would be further reduced from 5 to 1.04 times than that in the United States. This argument, however, does not survive a generalization to a multiple-sector, three-factor model. Using our chain rule of factor price equalization, the returns to the three factors (capital, labor, and human capital) are equalized across countries as long as at least three common products are produced by a sequence of country pairs. Free trade in goods substitutes for factor flow. The abundance of human capital in the United States does not affect the return to capital, but simply changes the composition of output.

Lucas' third explanation, downplayed by him but emphasized by Reinhart and Rogoff (2004), is *sovereign risk*. The risk of sovereign default prevents capital from flowing from rich to poor countries. In a two-factor, two-sector model, however, free trade in goods has already led to equal return to capital across countries. There is no room for sovereign risk to further affect the return to capital.

What about reasons for why FPE does not hold? Consider first costs of goods trade. Trade costs do break FPE but exacerbate the Lucas paradox. As pointed out by Mundell (1957), when the trade costs drive a wedge between the prices of the same good in two countries, it is impossible for the interest rates in the two countries to be equalized as long as there is trade in goods. Capital flows would completely eliminate goods trade.¹¹

A popular explanation for both paradoxes is cross-country differential in total factor productivity (TFP), of which difference in legal institutions is a special case. If TFP is different, the return to factors is, of course, different across countries. The TFP explanation, however, may not predict, the direction of capital flows. Let the TFP in foreign country be higher in the two-goods, two-factors, and two-countries model and variables in the foreign country be denoted by a superscript “*”. That is,

$$p_1^* = B_1 c_1(w^*, r^*) \text{ and } p_2^* = B_2 c_2(w^*, r^*) \quad (53)$$

and $B_i < 1$. Let sector 1 be labor-intensive. Using the Stolper-Samuelson theorem, higher TFP ($B_1 < 1$) in sector 1 increases w^* but reduces r^* , while higher TFP in sector 2 increases r^* but reduces w^* . Unless we know exactly the magnitudes of TFP in all sectors, the return to capital in the more technologically advanced country can be either higher or lower. Differences in institutions may have asymmetric effects on productivity for different sectors. Unless a structural model of institution is developed, as we do in this paper, reduced form TFP may be too general to predict the direction of capital flow.

¹¹In an influential paper by Obstfeld and Rogoff (2000), trade costs are used to explain six major puzzles in international macroeconomics other than Lucas paradox.

Furthermore, it is worth pointing out that no equilibrium exists in the HOS model once a difference in technology and free capital flows are allowed, unless in knife-edge or specialization cases. We can prove this by contradiction. If free trade in goods leads to $p_i = p_i^*$, then (2) and (53) imply that $r \neq r^*$ in most cases, and so capital must flow. But if free capital flows lead to $r = r^*$, then (2) and (53) imply that $p_i \neq p_i^*$, and so the goods market would be out of equilibrium. Thus, no equilibrium exists in general.¹²

When countries are fully specialized, probably due to substantial differences in endowments, factor returns will be different. The full specialization assumption, however, requires that the condition we state in the above “chain rule of FPE” is violated. That is, no sequence of country pairs connected by common sets of products exist, which is certainly a matter subject to empirical investigation.

9 Appendix B: Proofs of Propositions

1. Proof of Proposition 1

Totally differentiating equations (32) and (33), we obtain

$$\begin{aligned}\pi_{1w}\widehat{w} + \pi_{1r}\widehat{r} &= \pi_{1\theta}\widehat{\theta} + \pi_{1\lambda}\widehat{\lambda} + \pi_{1p}\widehat{p} - \pi_{1N}\widehat{N}_1 \\ \pi_{2w}\widehat{w} + \pi_{2r}\widehat{r} &= \pi_{2\theta}\widehat{\theta} + \pi_{2\lambda}\widehat{\lambda}\end{aligned}\tag{54}$$

where $\widehat{w} = dw/w$ denotes the percentage change in wage rate and likewise for other variables. We define $\pi_{iw} = \lambda a_i w$, $\pi_{1r} = \pi_{2r} = \left[\frac{1}{\rho^{\frac{1}{2}}} r (1 + \theta^2) \right] / \left[2^{\frac{3}{2}} \theta (1 + r)^{\frac{1}{2}} \right]$, $\pi_{1\theta} = \pi_{2\theta} = \left[\frac{1}{\rho^{\frac{1}{2}}} (1 + r)^{\frac{1}{2}} (1 - \theta^2) \right] / (2^{\frac{1}{2}} \theta)$, and $\pi_{i\lambda} = \lambda R_i$, while $\pi_{1p} = p \lambda G_1(a_1, 1)$ and $\pi_{1N} = f c_1 N_1 / (1 + f)$. We can solve for the percentage change in factor prices from equations (54) as

$$\begin{aligned}\widehat{w} &= \frac{\pi_{2r} (\pi_{1p}\widehat{p} - \pi_{1N}\widehat{N}_1)}{|\pi|} + \frac{\pi_{2r}\lambda (R_1 - R_2)\widehat{\lambda}}{|\pi|} \\ \widehat{r} &= \frac{\pi_{2w} (\pi_{1N}\widehat{N}_1 - \pi_{1p}\widehat{p})}{|\pi|} + \frac{2(1+r)(1-\theta^2)\widehat{\theta}}{r(1+\theta^2)} \\ &\quad + \frac{\lambda^2 w (a_1 R_2 - a_2 R_1)\widehat{\lambda}}{|\pi|}\end{aligned}\tag{55}$$

where $|\pi| = \pi_{1w}\pi_{2r} - \pi_{1r}\pi_{2w} < 0$ if sector 1 is capital intensive than sector 2. Using (22), we have

$$\lambda (R_1 - R_2) = \frac{f}{1+f} (c_1 N_1 - c_2)$$

Thus, $\lambda (R_1 - R_2) > 0$ if and only if $c_1 N_1 - c_2 > 0$, which also implies that $a_1 R_2 - a_2 R_1 < a_1 (R_2 - R_1) < 0$. Then results in Proposition 1 are immediately seen from

¹²We thank Arvind Panagariya for pointing this out.

expressions (55) and (56).

2. Proof of Proposition 2

Using (28), we have

$$\widehat{a}_{iL} = \widehat{a}_{iK} = \frac{r}{2(1+r)}\widehat{r} - \left(\frac{1-\theta^2}{1+\theta^2}\right)\widehat{\theta} \quad (57)$$

These solutions for \widehat{a}_{ij} ($j = L, K$) can then be substituted into equation (35) to obtain

$$\xi_{1L}\widehat{N}_1 + \phi_{2L}\widehat{N}_2 = \widehat{L} - \frac{r}{2(1+r)}\widehat{r} + \left(\frac{1-\theta^2}{1+\theta^2}\right)\widehat{\theta} \quad (58)$$

$$\xi_{1K}\widehat{N}_1 + \phi_{2K}\widehat{N}_2 = \widehat{K} - \frac{r}{2(1+r)}\widehat{r} + \left(\frac{1-\theta^2}{1+\theta^2}\right)\widehat{\theta} \quad (59)$$

Let $|\phi|$ denote the determinant of the 2×2 matrix on the left hand side of the above system. It is immediately seen that $|\phi| < 0$ if and only if $a_1 < a_2$.

Totally differentiating equation (31), we obtain

$$\sigma_N\widehat{N}_1 - \widehat{N}_2 = -\sigma_D\widehat{p} \quad (60)$$

where $\sigma_D > 0$ is the elasticity of substitution between goods on the demand side, and

$$\sigma_N = \frac{1+f}{(1+f-fN_1)\ln[N_1/(1+f-fN_1)]} \quad (61)$$

Now substituting (60) into (56), we have

$$\begin{aligned} \widehat{r} = & \frac{\pi_{2w}}{|\pi|\sigma_D} \left[(\pi_{1N}\sigma_D + \pi_{1p}\sigma_N)\widehat{N}_1 - \pi_{1p}\widehat{N}_2 \right] + \frac{2(1+r)(1-\theta^2)\widehat{\theta}}{r(1+\theta^2)} \\ & + \frac{\lambda^2 w (a_1 R_2 - a_2 R_1)\widehat{\lambda}}{|\pi|} \end{aligned} \quad (62)$$

Then substituting the above expression into equations (58) and (59), we obtain

$$\begin{aligned} (\xi_{1L} - \eta_1)\widehat{N}_1 + (\phi_{2L} + \eta_2)\widehat{N}_2 &= \widehat{L} - \eta_\lambda\widehat{\lambda} \\ (\xi_{1K} - \eta_1)\widehat{N}_1 + (\phi_{2K} + \eta_2)\widehat{N}_2 &= \widehat{K} - \eta_\lambda\widehat{\lambda} \end{aligned} \quad (63)$$

where

$$\begin{aligned} \eta_1 &= -\frac{r\pi_{2w}(\pi_{1N}\sigma_D + \pi_{1p}\sigma_N)}{2(1+r)|\pi|\sigma_D}, \eta_2 = -\frac{r\pi_{2w}\pi_{1p}}{2(1+r)|\pi|\sigma_D} \\ \eta_\lambda &= \frac{\lambda^2 w (a_1 R_2 - a_2 R_1)r}{|\pi|2(1+r)} \end{aligned} \quad (64)$$

η_1 , η_2 , and η_λ are positive. Let $|\Phi|$ denote the determinant of the 2×2 matrix

on the left hand side of (63). We assume a *modified condition for non-reversal of factor intensity* that $|\phi|$ and $|\Phi|$ have the same sign, which implies that $|\Phi| < 0$. The condition ensures that sector 1 is capital intensive both before and after changes in factor endowments, the level of financial development, and expropriation risk. Solving for \widehat{N}_1 gives

$$\begin{aligned}\widehat{N}_1 &= \frac{(\phi_{2K} + \eta_2)\widehat{L} - (\phi_{2L} + \eta_2)\widehat{K} + \eta_\lambda(\phi_{2L} - \phi_{2K})\widehat{\lambda}}{|\Phi|} \\ \widehat{N}_2 &= \frac{(\xi_{1L} - \eta_1)\widehat{K} - (\xi_{1K} - \eta_1)\widehat{L} + \eta_\lambda(\xi_{1K} - \xi_{1L})\widehat{\lambda}}{|\Phi|}\end{aligned}\quad (65)$$

Using the fact that $\xi_{1L} - \xi_{1K} = \sigma_N(\phi_{2K} - \phi_{2L})$, we have $|\phi| = \sigma_N(\phi_{2K} - \phi_{2L})$. Thus, $\phi_{2L} - \phi_{2K} \geq 0$ and $\xi_{1K} - \xi_{1L} > 0$. So we have $\widehat{N}_1 > 0$ if $\widehat{K} > 0$, $\widehat{L} = 0$, and $\widehat{N}_1 < 0$, $\widehat{N}_2 < 0$ if $\widehat{\lambda} > 0$.

Subtracting (58) from (59), and using (60), we obtain

$$\left[-\frac{|\phi|\sigma_D}{\sigma_N} \right] \widehat{p} = \widehat{L} - \widehat{K} \quad (66)$$

$\widehat{p} < 0$ when $\widehat{K} - \widehat{L} > 0$. Note that both $\widehat{\theta}$ and $\widehat{\lambda}$ have no effect on \widehat{p} .

To study the effect of the increase in λ on y_1 , we take the logarithm and total differentiate (29) and obtain

$$\widehat{y}_1 = \widehat{\lambda} + \frac{r}{1+r}\widehat{r} + \sigma_N\widehat{N}_1 \quad (67)$$

Substituting (56) and (65) into the above expression with some computations we have

$$\begin{aligned}\widehat{y}_1 &= \widehat{\lambda} - \frac{r\pi_{2w}\pi_{1N}\eta_\lambda}{(1+r)|\pi|[\sigma_N(1+\eta_2) - \eta_1]}\widehat{\lambda} \\ &\quad - \frac{\eta_\lambda\sigma_N}{\sigma_N(1+\eta_2) - \eta_1}\widehat{\lambda} + 2\eta_\lambda\widehat{\lambda} > \widehat{\lambda} > 0\end{aligned}$$

Similarly we have $\widehat{y}_2 > \widehat{\lambda} > 0$.

3. Table of Notations

Notations	Definitions
p_i	price of good i
p^T	equilibrium price under free trade
w	wage rate
r	interest rate
λ	control of expropriation risk
θ	level of financial development
R_i	return to a unit of period 1 investment if the project succeeds
R_{ni}^E	entrepreneur's share in capital revenue if the project succeeds
K	capital endowment of the country
L	labor endowment of the country
K_{ni}^1	period 1 investment managed by entrepreneur n
K_{ni}^{X1}	external capital that entrepreneur raises at date 1
K_{ni}	the total amount of capital managed by entrepreneur n
κ^d	capital usage for all FDI firms
κ^f	amount of financial capital flow
$G_i(L_i^1, K_i^1)$	production function in sector i at period 1
a_i	labor-capital ratio in sector i
y_i^1	output of the project in sector i if the project succeeds
y_i	expected (or the realized) output in sector i
y_i^d	expected output of all FDI firms
N_i	number of entrepreneurs in sector i
N_i^d	number of FDI entrepreneurs in sector 1
\hat{N}_i	$= dN_i / N_i$, and likewise for all other variables
ρ_i	liquidity shock in sector i
$F_i(\rho)$	distribution function of liquidity shock in sector i
$f_i(\rho)$	density function of liquidity shock in sector i
ρ_i^1	$= \lambda R_i$
ρ_{ni}^0	$= \lambda (R_i - R_{ni}^E)$
ρ^{opt}	optimal cutoff of the liquidity shock
$h(\cdot)$	expected unit cost of total investment
$U_{ni}(\cdot)$	firm's net return to internal capital
$c_{ni}(\cdot)$	entrepreneur n 's cost of effort
f	fixed cost to become an entrepreneur
$D(\cdot)$	relative demand
ϕ_{ij}	fraction of factor j used in sector i
$\mu_{ni}(\rho_i)$	state-contingent continuation policy

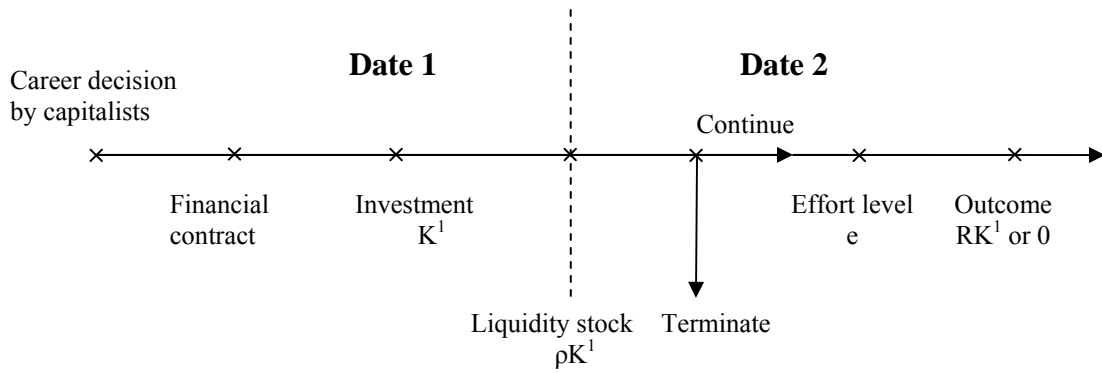


Figure 1

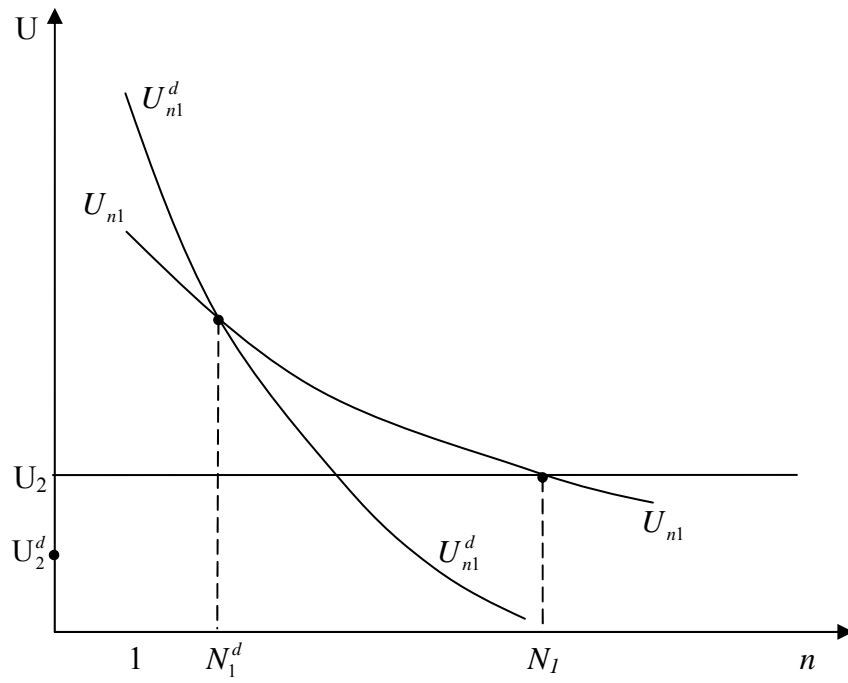


Figure 2

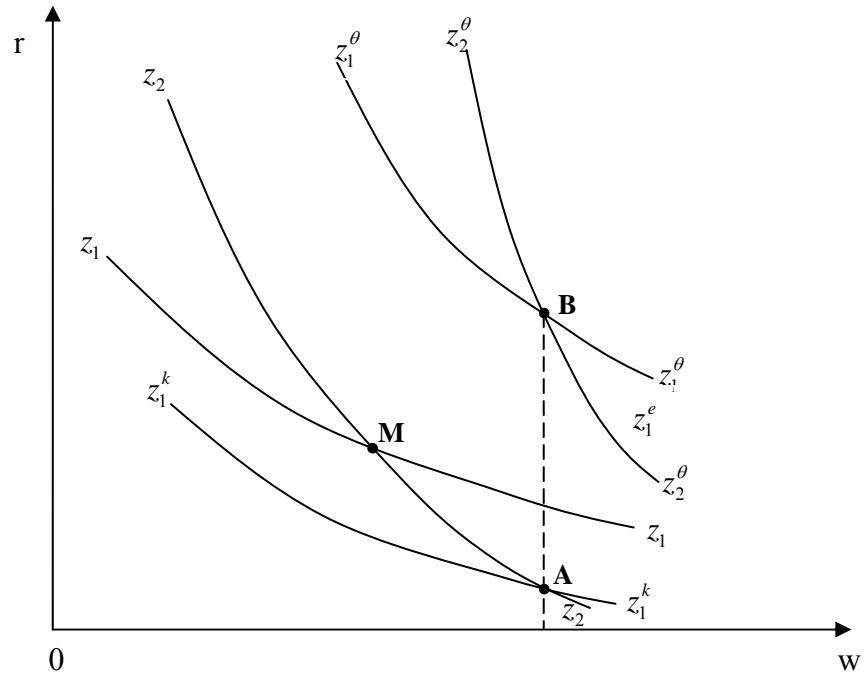


Figure 3

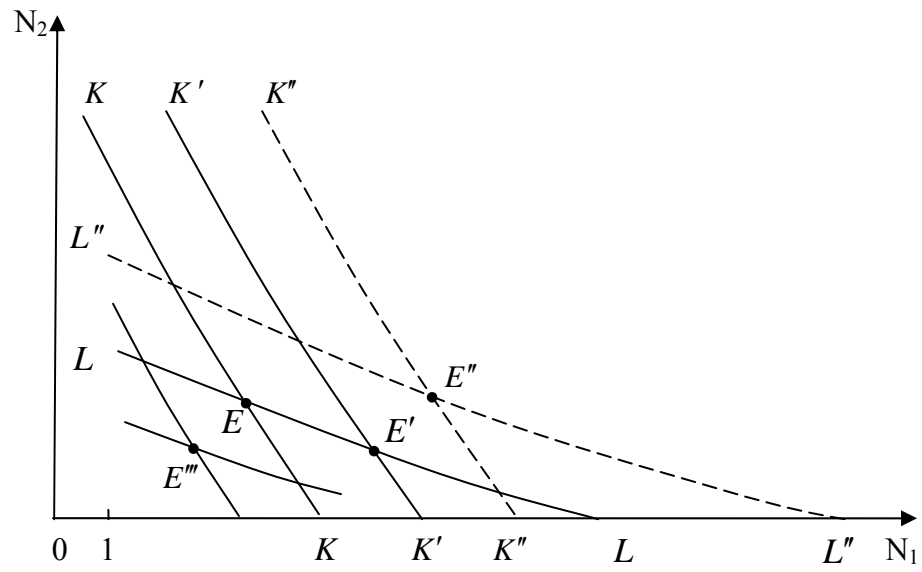


Figure 4

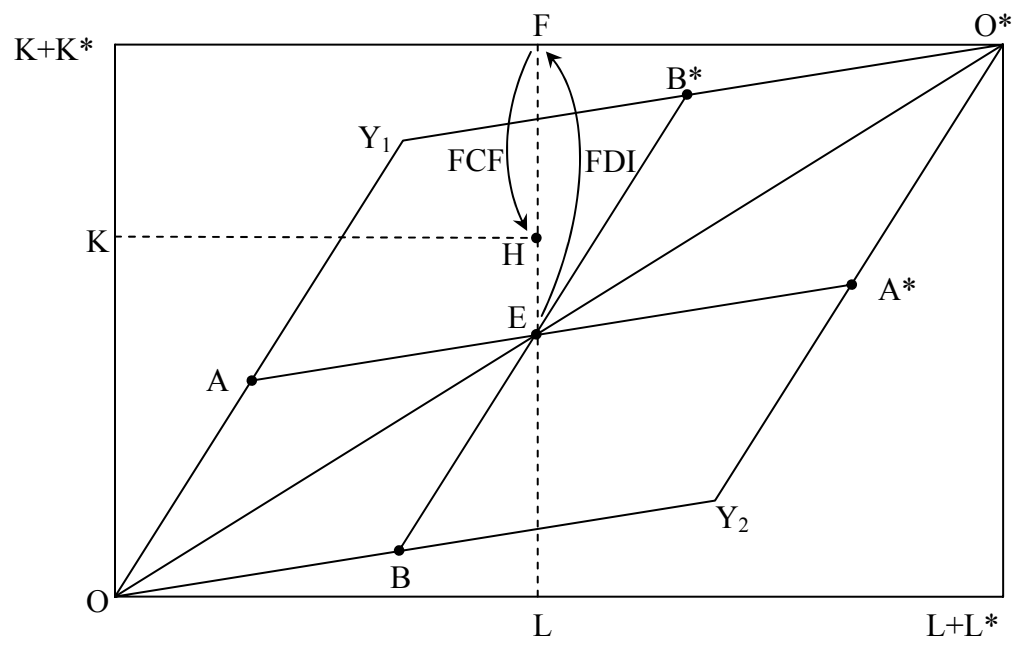


Figure 5