

PART THREE

26 2-MO MOVING AVERAGE, FINAL ADJUSTED SERIES

SERIES #3694

YEAR	JAN	FEB	MAR	APR	MAY	JUN	JUL	AUG	SEP	OCT	NOV	DEC
1939	511	487	460	435	435	422	425	442	451	486	501	461
1940	473	511	527	534	512	535	546	549	576	547	523	594
1941	620	591	623	643	652	700	680	622	594	564	519	482
1942	541	576	506	324	194	206	222	236	228	200	196	180
1943	162	170	171	175	180	177	190	197	199	199	199	206
1944	199	176	151	143	147	140	124	112	110	115	117	117
1945	120	125	131	141	163	178	177	205	262	360	429	549
1946	657	723	737	697	648	631	649	651	647	636	638	650
1947	674	693	698	722	752	806	878	973	1051	1058	1009	937
1948	851	867	984	1012	987	978	937	887	846	820	820	808
1949	783	783	846	902	924	952	995	1057	1123	1213	1266	1295
1950	1310	1348	1396	1422	1472	1477	1471	1368	1201	1133	1205	1331
1951	1273	1120	1026	983	965	932	936	999	1027	997	973	987
1952	1062	1093	1052	1032	1025	1051	1071	1074	1109	1121	1101	1100
1953	1102	1111	1133	1112	1081	1057	1022	1012	1025	1051	1052	1044
1954	1078	1104	1113	1113	1145	1202	1223	1245	1267	1320	1404	1422
1955	1369	1345	1367	1383	1386	1347	1311	1292	1241	1185	1163	1174
1956	1186	1168	1156	1152	1121	1083	1076	1050	1032	1029	1000	979
1957	973	981	978	988	1002	1003	1008	1007	1011	1000	982	998
1958	983	958	984	1029	1065	1118	1173	1208	1264	1342	1395	1381
1959	1409	1468	1472	1431	1396	1377	1325	1294	1235			

26A 2-MO % CHANGE FROM PRECEDING MO. IN TABLE 26

SERIES #3694

YEAR	JAN	FEB	MAR	APR	MAY	JUN	JUL	AUG	SEP	OCT	NOV	DEC
1939	..	- 4.6	- 5.7	- 5.6	- .0	- 3.0	.7	3.9	2.0	7.5	3.0	- 8.3
1940	2.6	7.7	3.1	1.3	- 4.2	4.4	2.0	.5	4.8	- 5.2	- 4.5	12.7
1941	4.3	- 4.8	5.3	3.2	1.4	7.1	- 2.9	- 8.9	- 4.6	- 4.5	- 9.0	- 7.4
1942	11.5	6.3	- 12.9	- 43.9	- 50.2	6.0	7.5	6.1	- 3.4	- 13.1	- 2.0	- 8.5
1943	- 10.5	4.8	.6	2.3	2.8	- 1.7	7.1	3.6	1.0	- .0	- .0	3.5
1944	- 3.5	- 12.3	- 15.3	- 5.4	2.8	- 4.9	- 12.1	- 10.2	- 1.8	4.4	1.7	- .0
1945	2.5	4.1	4.7	7.4	14.5	8.8	- .6	14.7	24.4	25.9	23.1	24.5
1946	17.9	9.6	1.9	- 5.6	- 7.3	- 2.7	2.8	.3	- .6	- 1.7	.3	1.9
1947	3.6	2.8	.7	3.4	4.1	6.9	8.6	10.3	7.9	.7	- 4.7	- 7.4
1948	- 9.6	1.9	12.6	2.8	- 2.5	- .9	- 4.3	- 5.5	- 4.7	- 3.1	- .0	- 1.5
1949	- 3.1	- .0	7.7	6.4	2.4	3.0	4.4	6.0	6.1	7.7	4.3	2.3
1950	1.2	2.9	3.5	1.8	3.5	.3	- .4	- 7.3	- 13.0	- 5.8	6.2	9.9
1951	- 4.5	- 12.8	- 8.8	- 4.3	- 1.8	- 3.5	.4	6.5	2.8	- 3.0	- 2.4	1.4
1952	7.3	2.9	- 3.8	- 1.9	- .7	2.5	1.9	.3	3.2	1.1	- 1.8	- .1
1953	.2	.8	2.0	- 1.9	- 2.8	- 2.2	- 3.4	- 1.0	1.3	2.5	.1	- .8
1954	3.2	2.4	.8	- .0	2.8	4.9	1.7	1.8	1.8	4.1	6.2	1.3
1955	- 3.8	- 1.8	1.6	1.2	.2	- 2.9	- 2.7	- 1.5	- 4.0	- 4.6	- 1.9	.9
1956	1.0	- 1.5	- 1.0	- .3	- 2.7	- 3.4	- .6	- 2.4	- 1.7	- .3	- 2.9	- 2.1
1957	- .6	.8	- .3	1.0	1.4	.1	.5	- .1	.4	- 1.1	- 1.8	1.6
1958	- 1.5	- 2.6	2.7	4.5	3.4	4.9	4.8	2.9	4.5	6.0	3.9	- 1.0
1959	2.0	4.1	.3	- 2.8	- 2.5	- 1.4	- 3.8	- 2.4	- 4.7			

AIDS TO THE CURRENT USE OF INDICATORS

26B STAND SYM % CH PREC MO T. 26 4.54 SERIES #3694

YEAR	JAN	FEB	MAR	APR	MAY	JUN	JUL	AUG	SEP	OCT	NOV	DEC
1939	. .	- 1.1	- 1.3	- 1.2	- .0	- .7	.2	.9	.4	1.7	.7	- 1.8
1940	.6	1.7	.7	.3	- .9	1.0	.4	.1	1.1	- 1.1	- 1.0	2.8
1941	.9	- 1.1	1.2	.7	.3	1.6	- .6	- 2.0	- 1.0	- 1.0	- 2.0	- 1.6
1942	2.5	1.4	- 2.8	- 9.7	- 11.1	1.3	1.7	1.3	- .7	- 2.9	- .4	- 1.9
1943	- 2.3	1.1	.1	.5	.6	- .4	1.6	.8	.2	- .0	- .0	.8
1944	- .8	- 2.7	- 3.4	- 1.2	.6	- 1.1	- 2.7	- 2.2	- .4	1.0	.4	- .0
1945	.6	.9	1.0	1.6	3.2	1.9	- .1	3.2	5.4	5.7	5.1	5.4
1946	3.9	2.1	.4	- 1.2	- 1.6	- .6	.6	.1	- .1	- .4	.1	.4
1947	.8	.6	.2	.7	.9	1.5	1.9	2.3	1.7	.2	- 1.0	- 1.6
1948	- 2.1	.4	2.8	.6	- .6	- .2	- .9	- 1.2	- 1.0	- .7	- .0	- .3
1949	- .7	- .0	1.7	1.4	.5	.7	1.0	1.3	1.3	1.7	.9	.5
1950	.3	.6	.8	.4	.8	.1	- .1	- 1.6	- 2.9	- 1.3	1.4	2.2
1951	- 1.0	- 2.8	- 1.9	- .9	- .4	- .8	.1	1.4	.6	- .7	- .5	.3
1952	1.6	.6	- .8	- .4	- .2	.6	.4	.1	.7	.2	- .4	- .0
1953	.0	.2	.4	- .4	- .6	- .5	- .7	- .2	.3	.6	.0	- .2
1954	.7	.5	.2	- .0	.6	1.1	.4	.4	.4	.9	1.4	.3
1955	- .8	- .4	.4	.3	.0	- .6	- .6	- .3	- .9	- 1.0	- .4	.2
1956	.2	- .3	- .2	- .1	- .6	- .7	- .1	- .5	- .4	- .1	- .6	- .5
1957	- .1	.2	- .1	.2	.3	.0	.1	- .0	.1	- .2	- .4	.4
1958	- .3	- .6	.6	1.0	.7	1.1	1.1	.6	1.0	1.3	.9	- .2
1959	.4	.9	.1	- .6	- .6	- .3	- .8	- .5	- 1.0			

26C STAND SHORT TERM MOVING AVERAGE INDEX SERIES #3694

YEAR	JAN	FEB	MAR	APR	MAY	JUN	JUL	AUG	SEP	OCT	NOV	DEC
1939	100.0	98.9	97.6	96.4	96.4	95.7	95.9	96.8	97.2	98.9	99.6	97.8
1940	98.4	100.1	100.8	101.1	100.2	101.2	101.6	101.7	102.8	101.7	100.7	103.6
1941	104.5	103.4	104.6	105.3	105.6	107.3	106.7	104.6	103.6	102.6	100.6	99.0
1942	101.5	102.9	100.1	90.8	81.3	82.4	83.8	84.9	84.3	81.9	81.6	80.1
1943	78.3	79.2	79.3	79.7	80.2	79.9	81.2	81.9	82.1	82.1	82.1	82.8
1944	82.1	79.9	77.2	76.3	76.8	76.0	74.0	72.4	72.1	72.8	73.1	73.1
1945	73.5	74.2	74.9	76.1	78.6	80.1	80.0	82.6	87.2	92.3	97.1	102.5
1946	106.6	108.9	109.3	108.0	106.3	105.7	106.3	106.4	106.3	105.9	106.0	106.4
1947	107.3	107.9	108.1	108.9	109.9	111.6	113.7	116.3	118.3	118.5	117.3	115.4
1948	113.0	113.5	116.7	117.4	116.7	116.5	115.5	114.1	113.0	112.2	112.2	111.9
1949	111.1	111.1	113.0	114.6	115.2	116.0	117.2	118.7	120.3	122.4	123.5	124.1
1950	124.5	125.2	126.2	126.7	127.7	127.8	127.7	125.7	122.1	120.5	122.2	124.9
1951	123.7	120.3	118.0	116.9	116.4	115.5	115.6	117.2	117.9	117.1	116.5	116.9
1952	118.8	119.5	118.5	118.0	117.8	118.5	119.0	119.1	119.9	120.1	119.6	119.6
1953	119.6	119.8	120.3	119.8	119.1	118.5	117.7	117.5	117.9	118.6	118.6	118.4
1954	119.2	119.8	120.0	120.0	120.7	122.0	122.5	123.0	123.5	124.6	126.4	126.8
1955	125.8	125.3	125.8	126.2	126.2	125.4	124.6	124.2	123.1	121.9	121.4	121.6
1956	121.8	121.4	121.2	121.1	120.4	119.6	119.5	118.9	118.4	118.3	117.6	117.0
1957	116.9	117.1	117.0	117.2	117.6	117.6	117.7	117.7	117.8	117.6	117.1	117.6
1958	117.2	116.5	117.2	118.4	119.2	120.5	121.8	122.5	123.7	125.3	126.4	126.1
1959	126.6	127.7	127.8	127.0	126.2	125.8	124.8	124.2	123.0			

PART THREE

27 I, C, & S COMPONENTS, THEIR RELATIONS, & AVERAGE DURATION OF RUN

SERIES #3694

	O	I	C	S	CI	
	11.11	4.73	3.25	9.24	5.79	
	I/C	I/S	S/C	I/O	C/O	S/O
	1.46	.51	2.84	.43	.29	.83
AVERAGE DURATION OF RUN						
	CI	I	C	2-MO M.A.		
	2.17	1.67	10.83	2.16		
MONTHS SPAN						
	1	2	3	4	5	
I/C	1.46	.86	.60	.43	.29	
MONTHS FOR CYCLICAL DOMINANCE						
						2

28 RATIOS, 12-MO MOV AVS OF IPR:O * CYCLE A:OPS

SERIES #3694

YEAR	JAN	FEB	MAR	APR	MAY	JUN	JUL	AUG	SEP	OCT	NOV	DEC
1939	-	-	-	-	-	-	2353	2721	2828	2996	3299	3970
1940	3694	3977	4721	5210	5601	5388	5730	5148	4688	4367	4094	3978
1941	4036	3863	3121	2817	2367	2708	2315	2507	2284	1838	2006	1756
1942	1788	1668	1834	2088	2089	1942	1927	1730	1945	2305	2335	2967
1943	2841	3254	2857	2330	2602	2943	2945	2836	2291	1862	1722	1577
1944	1529	1485	1342	1293	1337	1306	1256	1255	1126	1076	903	989
1945	1060	924	785	599	442	357	387	369	393	434	449	420
1946	418	393	417	527	724	1070	1265	1977	2277	1737	1400	1078
1947	743	553	662	626	574	612	646	772	1085	1253	1443	1492
1948	2019	2521	2419	2351	2278	2210	2336	2126	1437	1358	1164	1022
1949	940	782	727	633	619	670	648	634	711	662	722	786
1950	827	970	1255	1490	1503	1984	2336	2542	2257	2020	1927	1796
1951	1891	1981	2067	2176	2318	1933	1771	1761	2136	2875	3493	4364
1952	4482	4491	3973	3853	3951	4261	4580	4296	4493	3781	3535	2883
1953	2246	2087	2308	2343	2330	2327	2057	1934	1600	1422	1381	1570
1954	1458	1374	1122	1064	1094	1019	1117	1287	1403	1540	1579	1459
1955	1663	1672	1718	1743	1560	1491	1491	1170	1162	1150	1000	1035
1956	926	1056	1351	1598	1698	1629	1523	1589	1497	1521	1739	1828
1957	1954	1911	1787	1593	1845	2015	2587	3559	3103	2506	1847	1463
1958	1293	1137	978	898	797	781	777	737	752	741	839	914
1959	881	907	1022	1399								

AIDS TO THE CURRENT USE OF INDICATORS

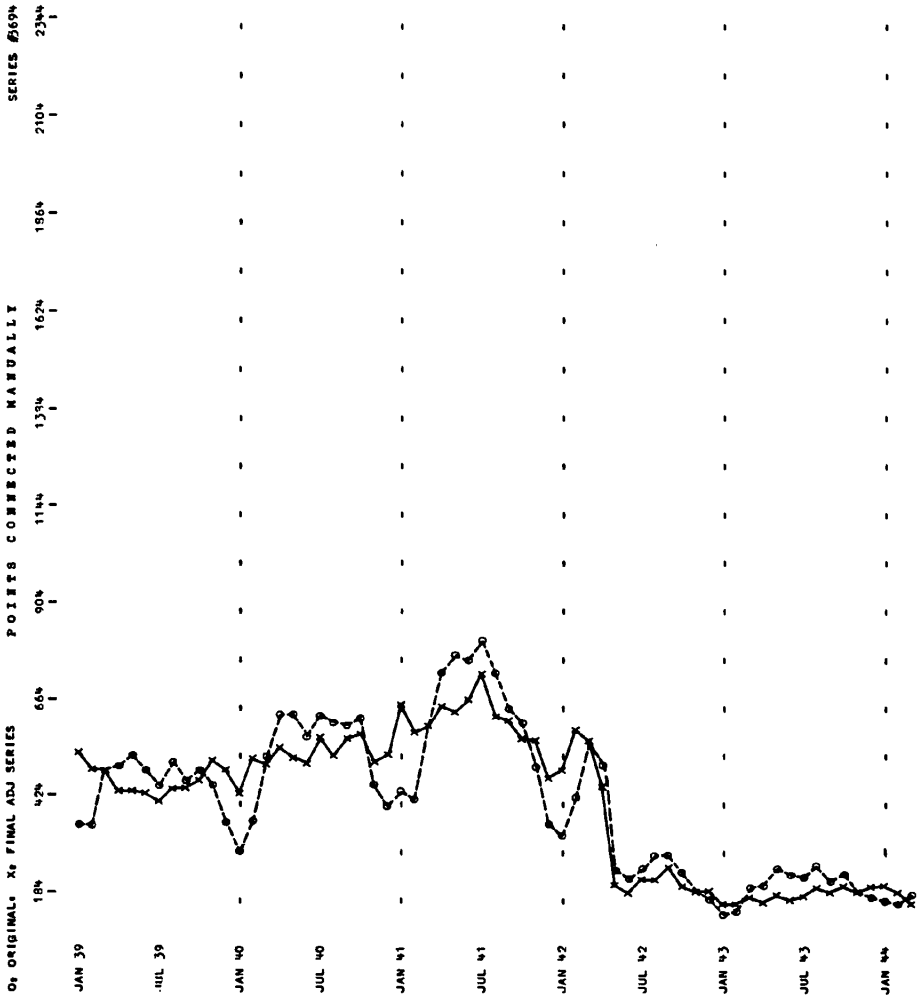
29 MODIFIED ORIGINAL OBSERVATIONS (T.11X T.18)

YEAR	SERIES #3694											
	JAN	FEB	MAR	APR	MAY	JUN	JUL	AUG	SEP	OCT	NOV	DEC
1939	349	351	500	503	531	492	452	511	467	496	454	366
1940	291	374	532	638	646	581	635	617	607	624	458	401
1941	436	423	617	747	790	776	732	736	647	614	503	419
1942	334	371	467	435	392	305	246	258	211	216	174	151
1943	113	118	179	181	227	210	199	234	197	220	178	160
1944	146	141	160	176	172	176	145	130	112	116	108	87
1945	85	89	126	146	172	217	198	230	247	315	361	354
1946	442	504	733	790	793	748	735	746	697	682	571	467
1947	449	501	655	790	867	926	982	1046	1137	1130	946	693
1948	613	678	894	1163	1191	1171	1137	1025	961	850	719	577
1949	545	564	775	1018	1102	1105	1125	1167	1208	1221	1123	926
1950	932	985	1389	1575	1750	1724	1677	1646	1384	1332	989	949
1951	871	944	1107	1123	1176	1082	1038	1060	1147	1075	879	727
1952	748	907	1105	1166	1205	1149	1197	1153	1178	1185	990	815
1953	826	895	1163	1295	1264	1216	1146	1096	1099	1079	960	777
1954	784	892	1123	1282	1290	1349	1349	1350	1354	1323	1240	1081
1955	1056	1063	1365	1581	1636	1589	1471	1470	1359	1250	1053	877
1956	876	918	1125	1318	1331	1258	1189	1238	1087	1090	918	750
1957	716	752	947	1092	1162	1135	1132	1169	1091	1068	912	752
1958	751	726	917	1114	1198	1203	1298	1383	1349	1380	1310	1092
1959	1026	1130	1416	1635	1583	1556	1516	1505	1418	1246		

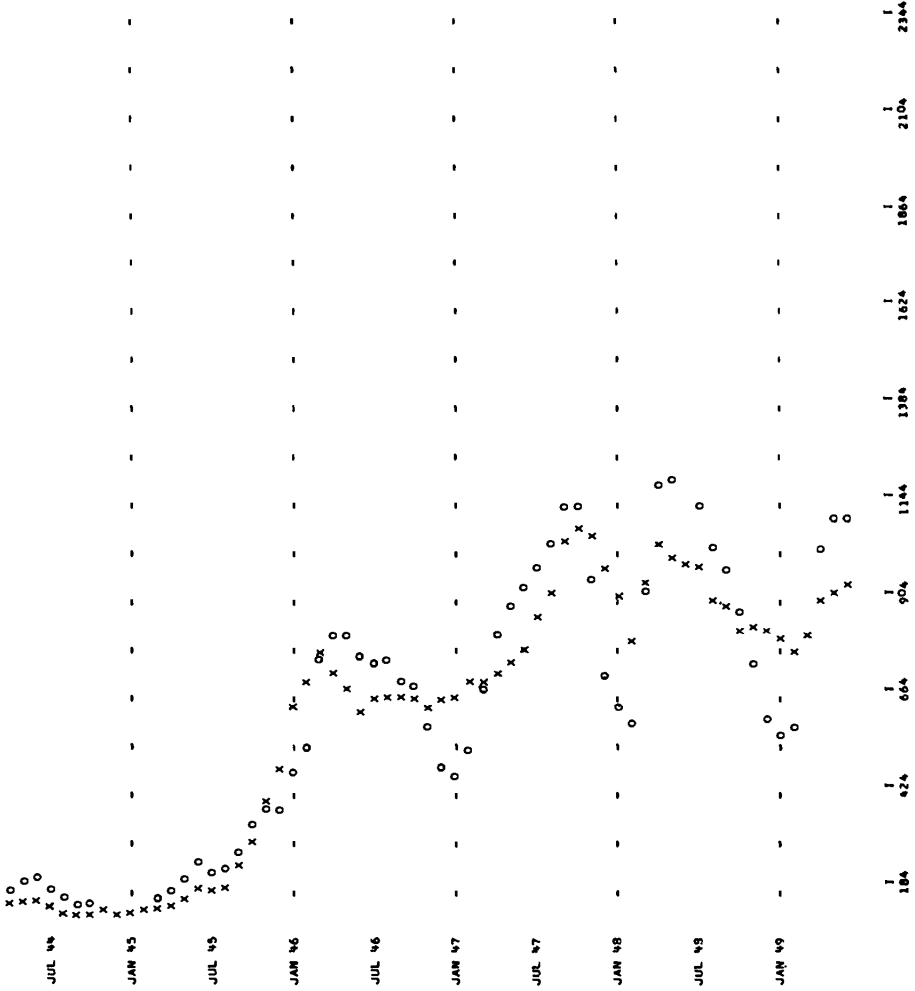
30 MOD SEASONALLY ADJUSTED SERIES (T.29/ T.12)

YEAR	SERIES #3694											
	JAN	FEB	MAR	APR	MAY	JUN	JUL	AUG	SEP	OCT	NOV	DEC
1939	522	482	484	433	437	432	406	438	439	458	510	486
1940	435	517	516	554	529	508	572	526	574	577	515	528
1941	653	583	601	653	644	670	658	626	618	570	567	547
1942	492	511	460	385	319	256	220	219	204	202	195	196
1943	163	161	177	162	186	172	177	200	193	208	198	209
1944	207	191	159	160	142	142	129	111	109	110	119	115
1945	120	119	126	131	144	176	174	200	237	299	396	477
1946	625	680	746	703	667	611	643	656	654	647	626	641
1947	639	677	671	693	730	769	852	921	1049	1073	1047	955
1948	882	918	916	1016	995	989	987	900	872	802	805	793
1949	783	753	790	890	918	946	978	1029	1093	1151	1273	1263
1950	1325	1285	1403	1384	1460	1486	1469	1465	1253	1255	1122	1291
1951	1218	1199	1098	992	991	941	916	951	1047	1016	998	979
1952	1027	1130	1084	1032	1026	1006	1068	1044	1077	1123	1114	1093
1953	1122	1103	1139	1141	1084	1066	1028	994	1013	1028	1071	1037
1954	1058	1108	1109	1123	1107	1181	1215	1219	1257	1266	1370	1439
1955	1417	1340	1370	1386	1404	1390	1321	1308	1272	1198	1154	1155
1956	1174	1178	1147	1161	1142	1102	1065	1085	1013	1046	1001	984
1957	959	972	978	967	1001	1000	1010	1014	1013	1022	988	983
1958	1009	942	952	990	1037	1065	1154	1194	1245	1323	1413	1427
1959	1380	1469	1475	1455	1376	1384	1345	1298	1306	1195		

PART THREE



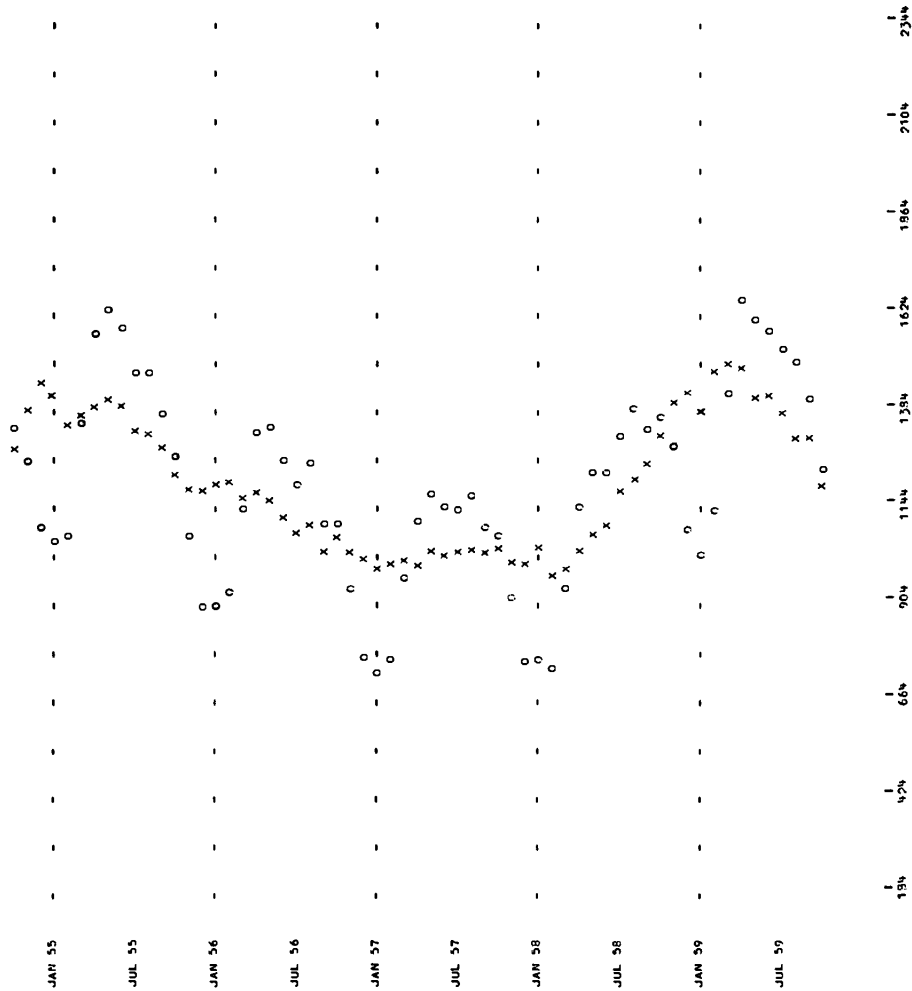
AIDS TO THE CURRENT USE OF INDICATORS



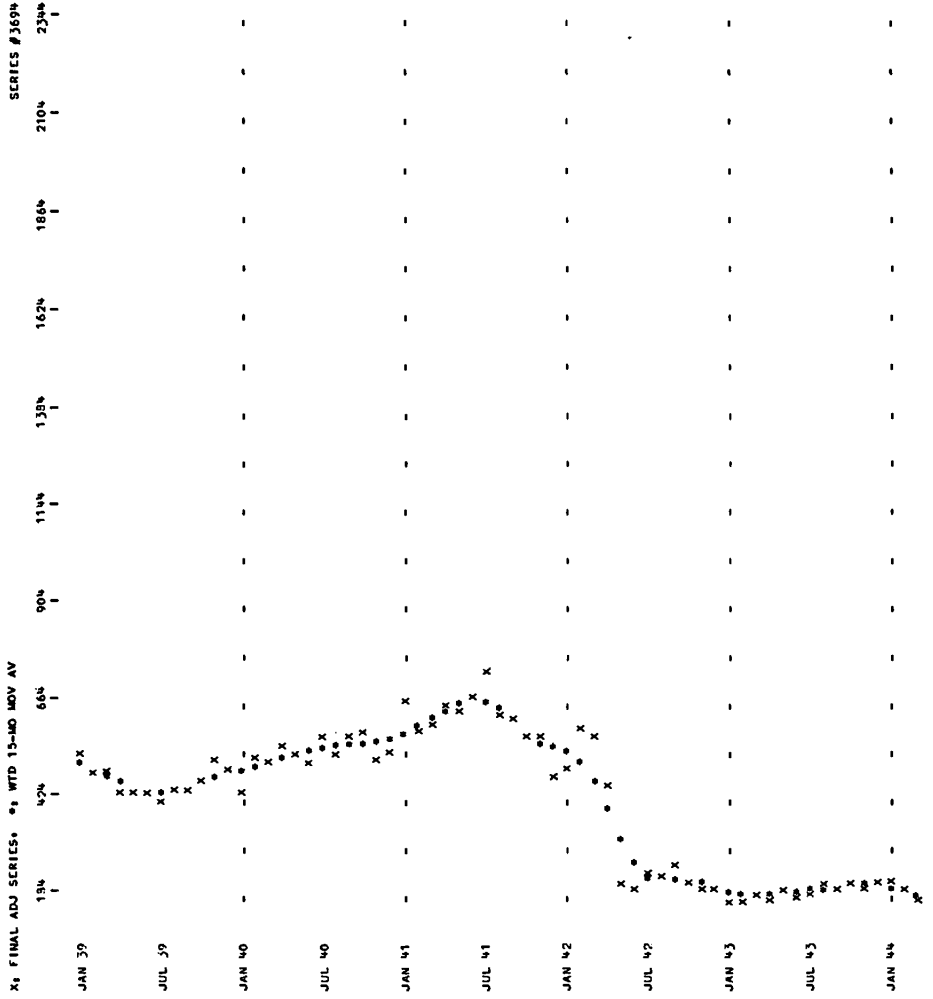
PART THREE

	184	424	664	904	1144	1384	1624	1864	2104	2344
JUL 49				X	X					
JAN 50										
JUL 50										
JAN 51										
JUL 51										
JAN 52										
JUL 52										
JAN 53										
JUL 53										
JAN 54										
JUL 54										

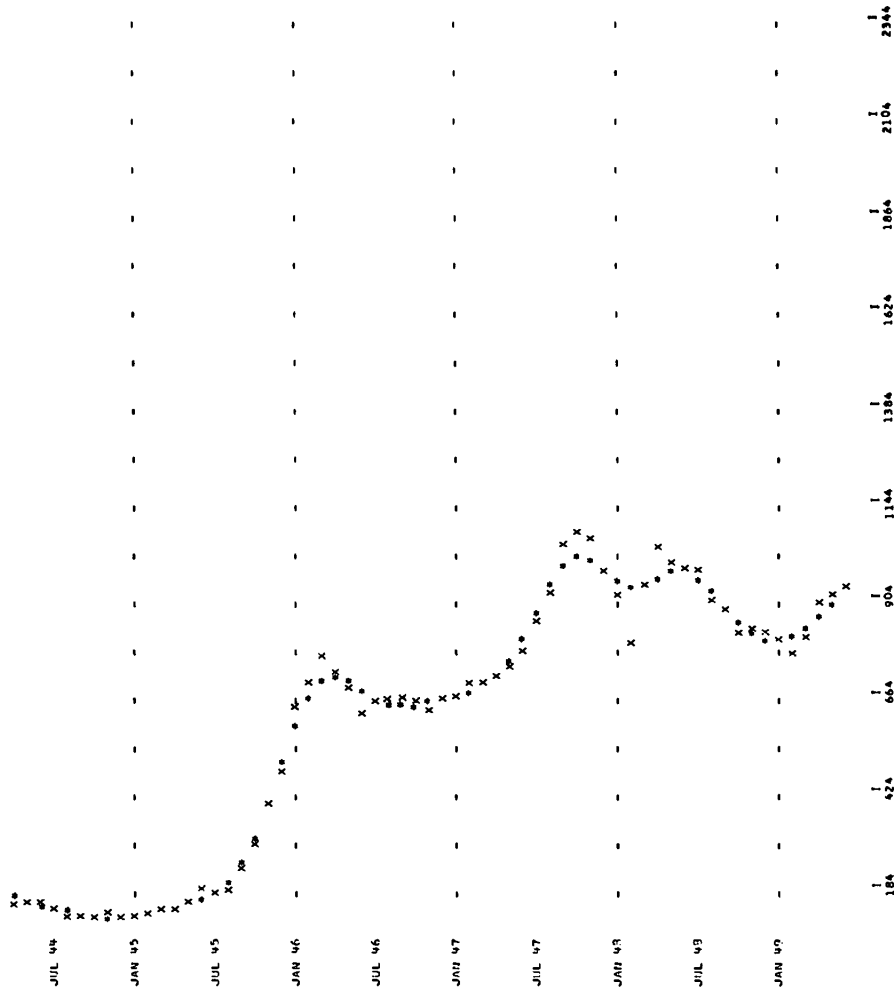
AIDS TO THE CURRENT USE OF INDICATORS

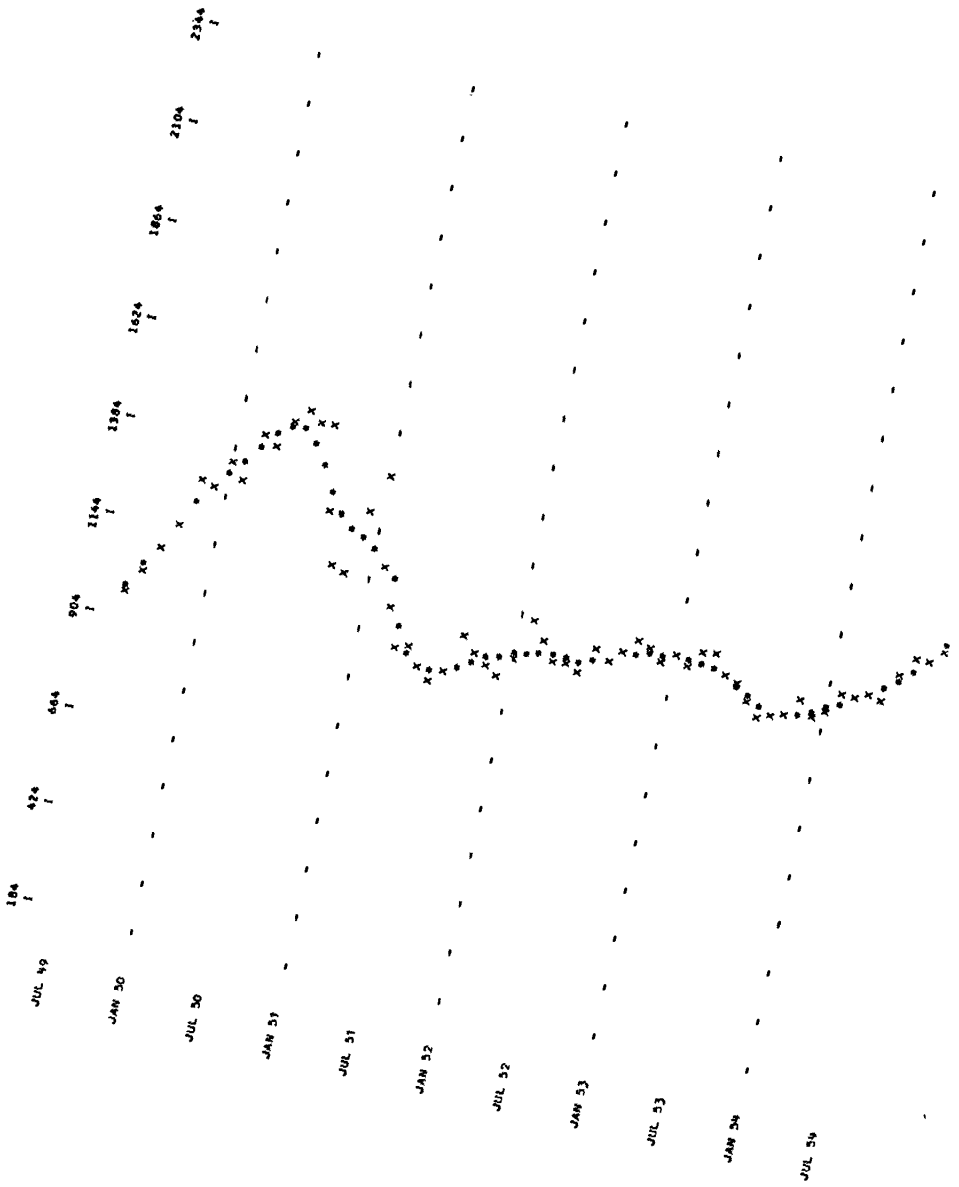


PART THREE

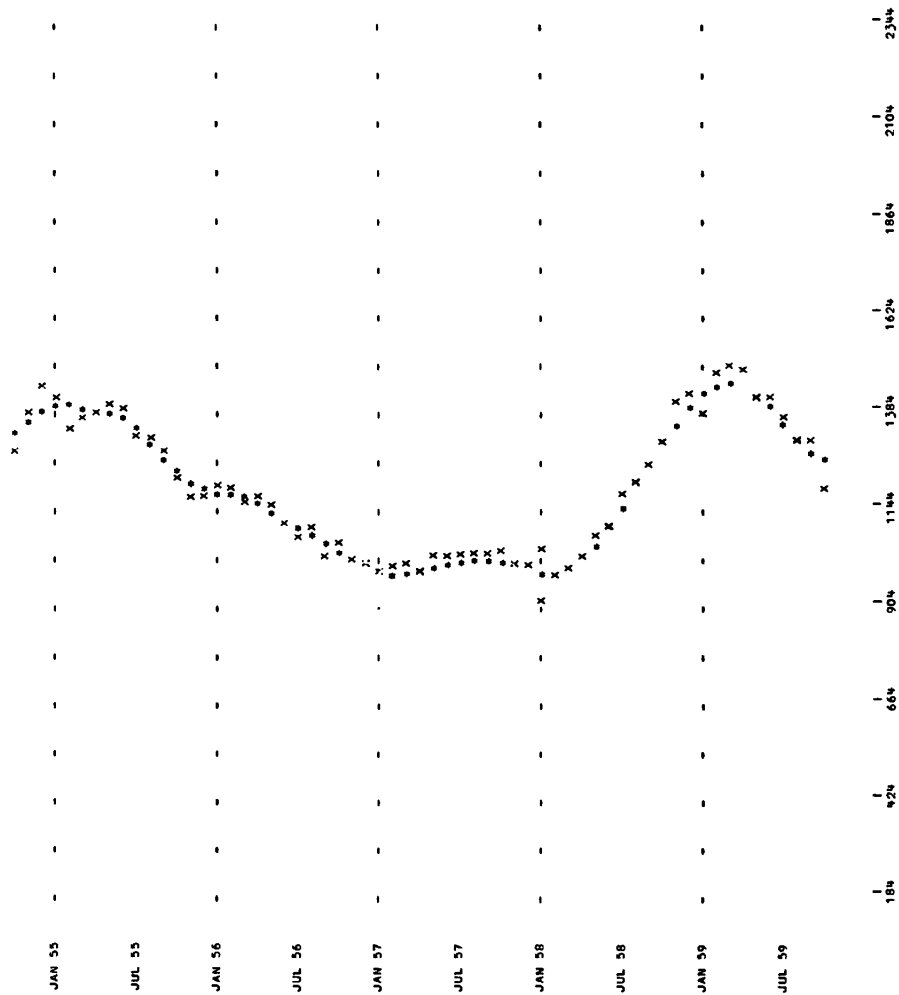


AIDS TO THE CURRENT USE OF INDICATORS





AIDS TO THE CURRENT USE OF INDICATORS



PART THREE

SERIES #5694

O1 RATIOS, ORIGINAL/STD 18-MO NOV AV, X1 SEASONAL FACTORS

	610	730	850	970	1090	1210	1330	1450	1570	1690
JAN 59	X O									
				X O						
JUL 59					O X XO					
					O X X					
					O X X					
JAN 60		X ⁰		X O						
		X O								
					XO	X O				
JUL 60					O X X					
					O X X					
					X O O X					
					X O O					
JAN 61	X ⁰	X ⁰								
	O X									
JUL 61					X O X					
					X O X					
					X O X					
JAN 62	O X	X								
JUL 62					X X					
					X X					
					X X					
JAN 63	O X	O X								
JUL 63					X O					
					X O					
					X O					
JAN 64										

PART THREE

	610	710	850	910	1000	1171	1330	1450	1570	1690
JUL 49										
JAN 50										
JUL 50										
JAN 51										
JUL 51										
JAN 52										
JUL 52										
JAN 53										
JUL 53										
JAN 54										
JUL 54										

AIDS TO THE CURRENT USE OF INDICATORS

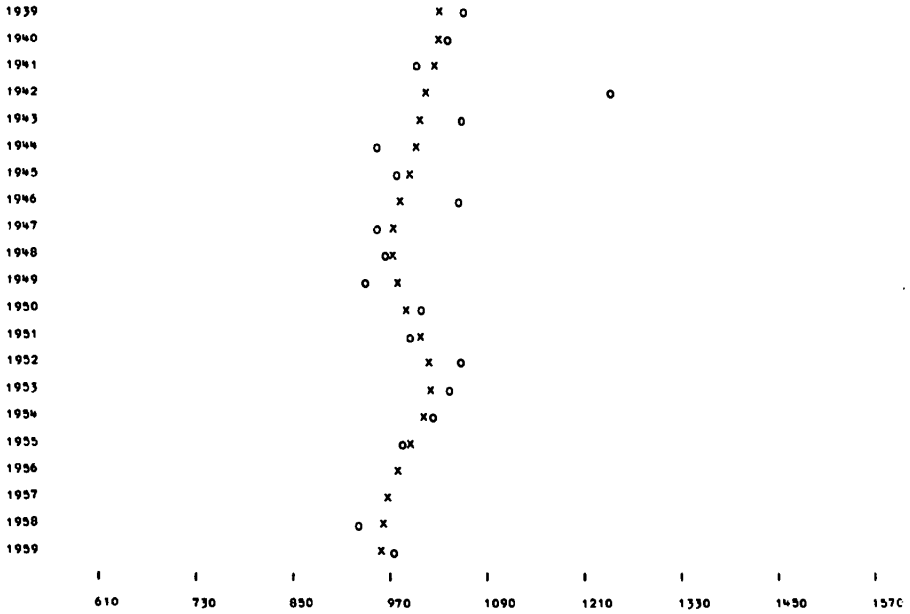
	I	I	I	I	I	I	I	I	I	I	I	I
	610	730	850	970	1090	1210	1330	1450	1570	1690		
JAN 55	-	-	OX	-	-	-	-	-	-	-	-	-
		OX										
		OX										
JUL 55												
JAN 56												
JUL 56												
JAN 57												
JUL 57												
JAN 58												
JUL 58												
JAN 59												
JUL 59												

AIDS TO THE CURRENT USE OF INDICATORS

O: RATIOS, ORIGINAL / WTD 15-MO MOVING AVERAGE; X: SEASONAL ADJUSTMENT FACTORS

SCALE 10

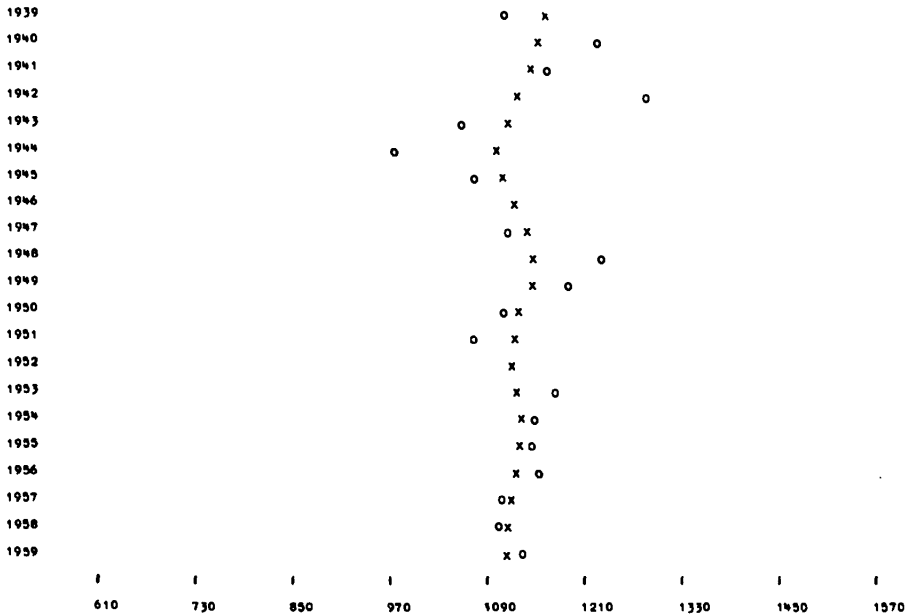
MARCH



O: RATIOS, ORIGINAL / WTD 15-MO MOVING AVERAGE; X: SEASONAL ADJUSTMENT FACTORS

SCALE 10

APRIL

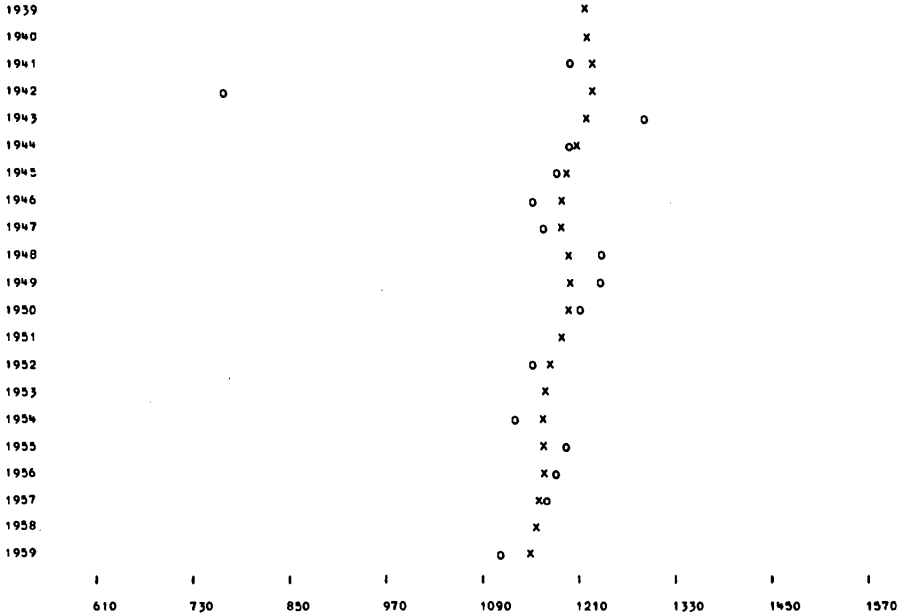


PART THREE

O: RATIOS, ORIGINAL / WTD 15-MO MOVING AVERAGE; X: SEASONAL ADJUSTMENT FACTORS

SCALE 10

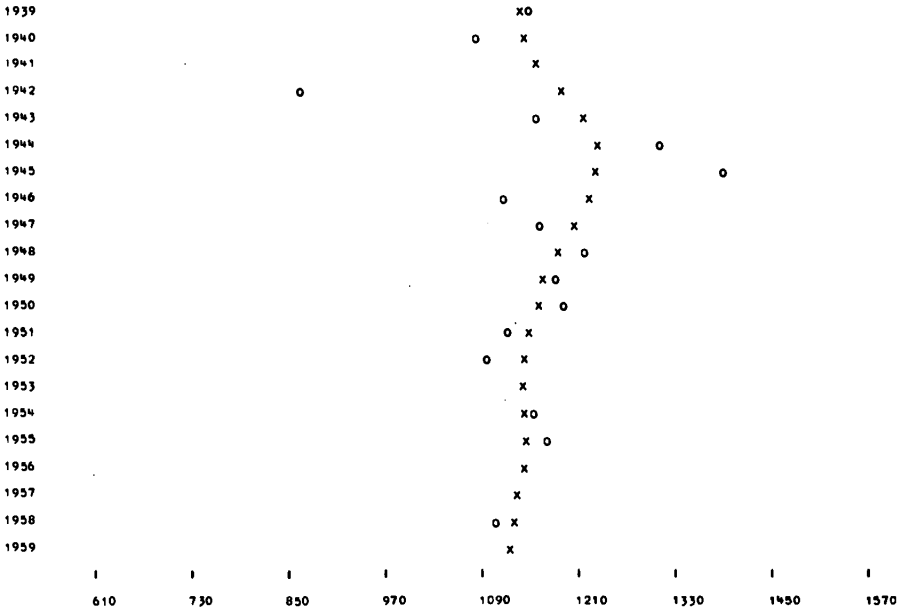
MAY



O: RATIOS, ORIGINAL / WTD 15-MO MOVING AVERAGE; X: SEASONAL ADJUSTMENT FACTORS

SCALE 10

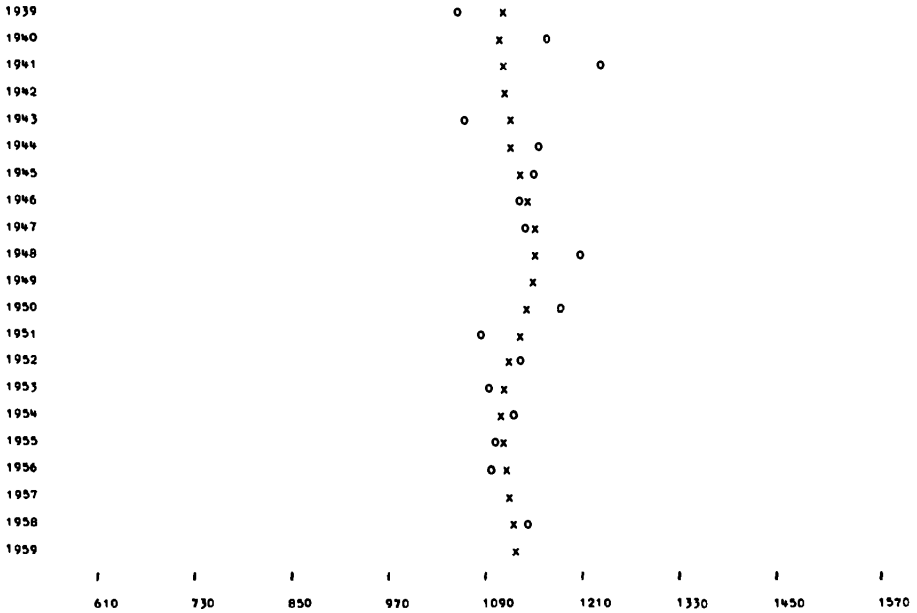
JUNE



AIDS TO THE CURRENT USE OF INDICATORS

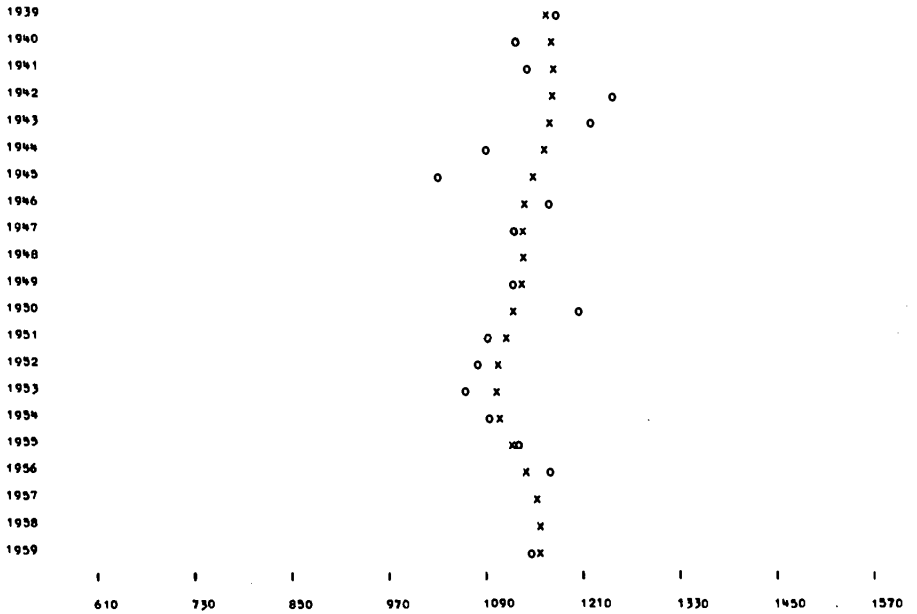
O: RATIOS: ORIGINAL / WTD 15-MO MOVING AVERAGE; X: SEASONAL ADJUSTMENT FACTORS
SCALE 10

JULY



O: RATIOS: ORIGINAL / WTD 15-MO MOVING AVERAGE; X: SEASONAL ADJUSTMENT FACTORS
SCALE 10

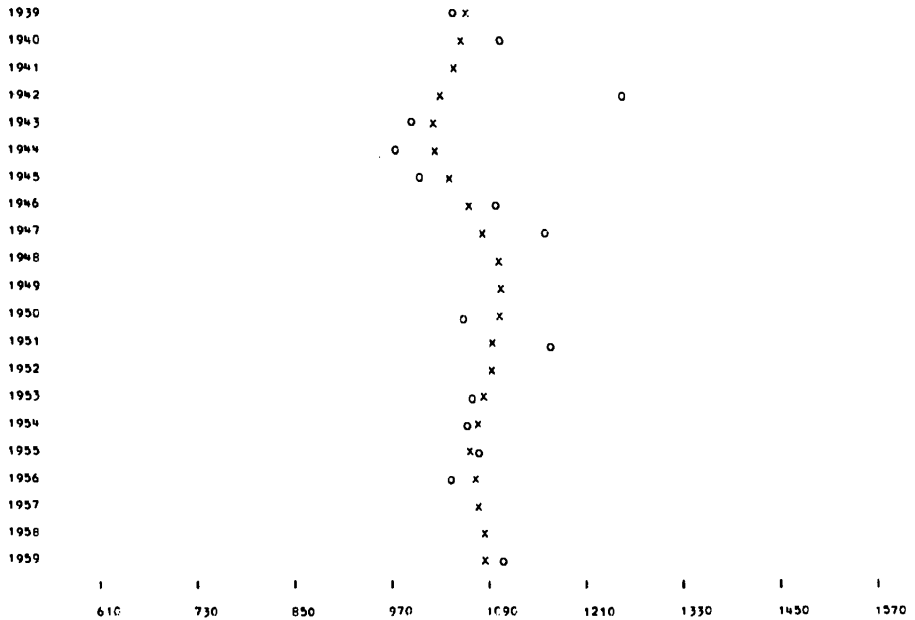
AUGUST



PART THREE

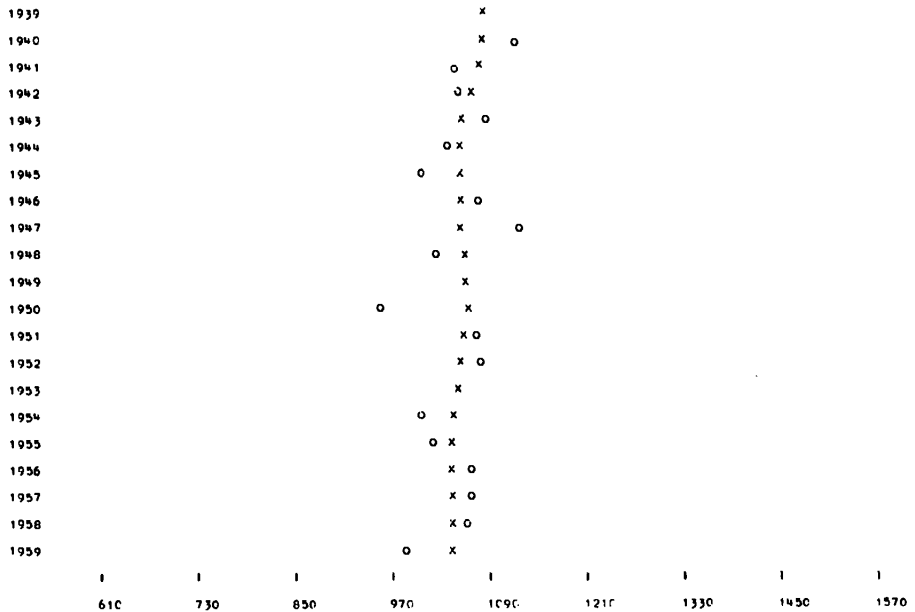
O: RATIOS ORIGINAL / WTD 15-MO MOVING AVERAGE; X: SEASONAL ADJUSTMENT FACTORS
SCALE 10

SEPTEMBER



O: RATIOS ORIGINAL / WTD 15-MO MOVING AVERAGE; X: SEASONAL ADJUSTMENT FACTORS
SCALE 10

OCTOBER



AIDS TO THE CURRENT USE OF INDICATORS

O: RATIOS, ORIGINAL / WTD 15-MO MOVING AVERAGE; X: SEASONAL ADJUSTMENT FACTORS

SCALE 10

NOVEMBER

1939				X		O			
1940		O		X					
1941				X	O				
1942				O	X				
1943				O	X				
1944				X		O			
1945				O	X				
1946				O	X				
1947				X		O			
1948				X					
1949				X		O			
1950		O		X					
1951				O	X				
1952				X					
1953				X		O			
1954				X	O				
1955				O	X				
1956				X					
1957				X					
1958				X		O			
	610	730	850	970	1090	1210	1330	1450	1570

O: RATIOS, ORIGINAL / WTD 15-MO MOVING AVERAGE; X: SEASONAL ADJUSTMENT FACTORS

SCALE 10

DECEMBER

1939							X	O	
1940		O		X					
1941		O		X					
1942				X		O			
1943				X		O			
1944				X	O				
1945		O		X					
1946				X					
1947				O	X				
1948				X					
1949				X					
1950				X		O			
1951		O		X					
1952				O	X				
1953				O	X				
1954				X		O			
1955				O	X				
1956				X					
1957				X					
1958				X		O			
	610	730	850	970	1090	1210	1330	1450	1570