Public Use Tape on the Aging of Veterans of the Union Army

Data User's Manual

Surgeons' Certificates 1860 - 1940
Version S-1 Unstandardized

California, Connecticut, Delaware, District of Columbia, Illinois, Indiana, Iowa, Kansas, Kentucky, Maine, Maryland, Massachusetts, Michigan, Minnesota, Missouri, New Hampshire, New Jersey, New Mexico, New York, Ohio, Pennsylvania, Vermont, West Virginia, and Wisconsin Regiments

Center for Population Economics
Graduate School of Business
The University of Chicago

and

Department of Economics
Brigham Young University

August 1999

--

Public Use Tape on the Aging of Veterans of the Union Army
Version S-1 Unstandardized

Data User's Manual

Principal Investigator	Robert W. Fogel	
Senior Investigators	Dora L. Costa John M. Kim Robert Mittendorf Clayne L. Pope Irwin Rosenberg Nevin Scrimshaw James Trussell Larry T. Wimmer	
Managing Director of Research	Peter Viechnicki	
Research Assistants	Susie Chien Michael Kenney Sharon Nielsen Alison Olcott Abby Omerza	Michael Paniwozik Bonifacius Pasaribu Michael Plavnik James Toussaint Brant Williams

Additional assistance provided by Julene Bassett, Louis Nguyen, and Sven Wilson. Codebook prepared at the Center for Population Economics, August, 1999. This project has been supported by the National Institutes of Health (grant no. NIH P01 AG10120) and the National Science Foundation (grant no. NSF SBR 9114981).

Bibliographic Reference

Works referring to this dataset or codebook should contain the following citation:

Fogel, R. W. (1999) *Public Use Tape on the Aging of Veterans of the Union Army: Surgeons' Certificates, 1860-1940, Version S-1 Unstandardized.* Center for Population Economics, University of Chicago Graduate School of Business, and Department of Economics, Brigham Young University.

Note to Users of Version S-1 Unstandardized:

This is the first complete installment of the Surgeons' Certificates dataset from the *Early Indicators of Later Work Levels, Disease, and Death* Project (*EI*). This version of the Surgeons' Certificates Data is intended to be a reference for those who want to use the information contained in the *EI* medical variables in raw, verbatim form, before it undergoes further classification. A further version of this data set (**S-1 Standardized**),
which will contain a classification scheme for all medical variables, will be forthcoming.

This version contains all available observations for the entire *EI* sample of 35,747 white males mustered into the Union Army into regiments from the states of California, Connecticut, Delaware, District of Columbia, Illinois, Indiana, Iowa, Kansas, Kentucky, Maine, Maryland, Massachusetts, Michigan, Minnesota, Missouri, New Hampshire, New Jersey, New Mexico, New York, Ohio, Pennsylvania, Vermont, West Virginia, and Wisconsin.

Further installments of the "Surgeons' Certificates" will be forthcoming (they will be enumerated as S-2, S-3, etc.). These subsequent versions will incorporate all corrections and improvements to the data in prior submissions. Furthermore, version M-4 of the "Military, Pension, and Medical Records" and version C-2 of the "Census Records" have recently been made available to ICPSR.

Users should note that in the Public Use version of these data, all names of recruits and their families have been removed in order to avoid potential misuse of sensitive medical data. Those interested in obtaining the names for legitimate research interests may apply to do so.

Comments

The data collection and cleaning processes described in this document are still in progress. Comments from users of the data are welcome. Comments can be sent to:

Peter Viechnicki
Managing Director of Research
Center for Population Economics
University of Chicago
1101 E. 58th St.
Chicago, IL 60637

Table of Contents

I. Introduction . . . . . -1-

II. Sample Design, Data Sources, and Methodology . . . . . -3-
A. Sample Design . . . . . -3-
B. An Introduction to the Surgeons' Certificates . . . . . -4-
C. An Initial Classification System: The Disease Screens . . . . . -5-
D. Data Standardization and Quality Controls . . . . . -6-
1. Automated Controls . . . . . -6-
2. De Novo Sampling . . . . . -7-
3. Other Quality Controls . . . . . -8-
4. Data Cleaning and Standardization . . . . . -8-
5. Medical Classification . . . . . -8-

III: Sample Surgeons' Certificates . . . . . -9-

IV: Data Collection Screens . . . . . -17-
A. Introduction . . . . . -17-
B. Variable types . . . . . -17-
C. Disease Screens . . . . . -18-
System 1: ENTRY SCREEN/RECRUIT INFO . . . . . -18-
System 2: CARDIOVASCULAR MAIN SCREEN . . . . . -20-
System 3: DIARRHEA / DYSENTERY SCREEN . . . . . -22-
System 4: EAR DISEASE SCREEN . . . . . -23-
System 5: ENDOCRINE DISEASE SCREEN . . . . . -24-
System 6: EYE DISORDERS SCREEN . . . . . -25-
System 7: GASTROINTESTINAL SCREEN . . . . . -26-
System 8: GENERAL APPEARANCE SCREEN . . . . . -27-
System 9: GENITO-URINARY SCREEN . . . . . -28-
System 10: HERNIA MAIN SCREEN . . . . . -29-
System 11: INFECTIOUS DISEASES & FEVERS SCREEN . . . . . -30-
System 12: INJURY / GSW SCREEN . . . . . -31-
System 13: LIVER, SPLEEN, GALLBLADDER SCREEN . . . . . -32-
System 14: NEOPLASM/TUMOR SCREEN . . . . . -34-
System 15: NERVOUS SYSTEM SCREEN . . . . . -35-
System 16: RECTUM/HEMORRHOIDS (PILES) SCREEN . . . . . -37-
System 17: RESPIRATORY SCREEN . . . . . -38-
System 18: RHEUMATISM/MUSCULO-SKELETAL SCREEN . . . . . -40-
System 19: VARICOSE VEINS SCREEN . . . . . -41-
System 20: NORMAL (HEALTHY) SCREEN . . . . . -42-
System 21: EXTRA INFORMATION SCREEN . . . . . -43-

V: Analysis of Inputting Error . . . . . -45-
A. Introduction . . . . . -45-
B. Definitions of Inputting Error . . . . . -45-
C. Error Analysis . . . . . -47-

VI. Dataset Contents and Variable Descriptions . . . . . -49-
A. General Information . . . . . -49-
1. Variable Types . . . . . -50-
2. Some Standard Collection Procedures and Conventions . . . . . -51-
B. Information on Individual Disease Screens and Variables . . . . . -53-
1. Entry/Recruit Information **(a_*)** . . . . . -53-
2. Cardiovascular **(c_*, cm_*, co_*, cd_*, ca_*)** . . . . . -62-
3. Diarrhea **(d_*)** . . . . . -65-
4. Ear Diseases **(e_*)** . . . . . -67-
5. Endocrine Disease **(k_*)** . . . . . -69-
6. Eye Disorders **(y_*)** . . . . . -70-
7. Gastrointestinal **(q_*)** . . . . . -73-
8. General Appearance **(g_*)** . . . . . -76-
9. Genito-Urinary **(u_*)** . . . . . -78-
10. Hernia **(h_*)** . . . . . -80-
11. Infectious Disease and Fevers **(i_*)** . . . . . -82-
12. Injury/GSW **(w_*)** . . . . . -83-
13. Liver, Spleen, and Gallbladder **(f_*, l_*, s_*, z_*)** . . . . . -85-
14. Neoplasm/Tumor **(t_*)** . . . . . -87-
15. Nervous System **(n_*)** . . . . . -88-
16. Rectum/Hemorrhoids **(m_*)** . . . . . -91-
17. Respiratory **(p_*, pd_*, pc_*, pb_*, pl_*, pm_*)** . . . . . -93-
18. Rheumatism/Musculo-Skeletal **(r_*, ri_*)** . . . . . -96-
19. Varicose Veins **(v_*)** . . . . . -98-
20. Normal (Healthy) **(o_*)** . . . . . -99-
21. Extra Information **(x_*)** . . . . . -100-

VII: Abbreviations and Codes . . . . . -103-
Table VII.1: Quality Codes . . . . . -104-
Table VII.2: State and Country Codes . . . . . -104-
Table VII.3: Appearance and Color Codes . . . . . -108-
Table VII.4: Application Type . . . . . -109-
Table VII.5: Address/Place Abbreviations . . . . . -109-
Table VII.6: Military Rank Codes . . . . . -110-
Table VII.7: Military Organization Abbreviations . . . . . -111-
Table VII.8: Medical Abbreviations . . . . . -112-
Table VII.9: Occupation Classifications . . . . . -112-
Table VII.10: Disease Screen Codes . . . . . -113-
Table VII.11: Extra Information Codes . . . . . -113-
Table VII.12: Additional Comments Codes . . . . . -114-

VIII: Standardized Values . . . . . -121-

IX. Technical Suggestions and Instructions . . . . . -123-
A. File Descriptions . . . . . -123-
B. Peculiarities of the Surgeons' Certificates Dataset . . . . . -123-

1. Multiple Instances of Variables . . . . . -124-
2. Relationships Between Variables and Variable Naming Conventions . . -124-
3. Comment Variables . . . . . -126-
C. Linking the Surgeons' Certificates Dataset to other *Early Indicators* Datasets . -126-

X. Variable Dictionary . . . . . -127-

XI. History of the Civil War Pension Laws . . . . . -213-

XII. Selected Bibliography . . . . . -231-
A. Published or Accepted for Publication . . . . . -231-
B. Books in Progress . . . . . -233-
C. Dissertations . . . . . -233-
D. Data User's Manuals (available through the ICPSR) . . . . . -233-
E. Working Papers . . . . . -234-

XIII: Subject Index to Variables . . . . . -237-

XIV. Alphabetic Index to Variables . . . . . -265-

I. Introduction

The data set described in this document comprises a portion of the historical data collected by the project *Early Indicators of Later Work Levels, Disease, and Death* (*EI*), which is sponsored by the National Institutes of Health and the National Science Foundation (grant nos. NIH P01 AG10120 and NSF SBR 9114981). The goal of the project is to construct datasets suitable for longitudinal studies of factors affecting the aging process. The primary sample for the *Early Indicators* project consists of 35,747 white males mustered into the Union Army during the Civil War, for whom military, socio-economic, and medical information from several sources throughout their lifetimes has been collected.

There are three principal datasets in the *EI* project. The largest is the "Military, Pension, and Medical Records," which is derived from military-related documents housed in the National Archives in Washington, D.C. These include both war-time records and applications made by veterans for pension support. Associated with these pension applications are detailed physical examinations completed by physicians, certifying the veterans' health and disability status. Information from these examinations is collected in the second major dataset, known as the "Surgeons' Certificates" dataset. Finally, the "Census Records" dataset contains all information on the veterans in the *EI* sample that is available in the U.S. Federal Censuses of 1850, 1860, 1900, and 1910, though not all veterans could be linked successfully to the census documents. All individuals in the *EI* sample can be linked across data sets by means of a unique identification number. The *EI* data were collected under the direction of the Department of Economics at Brigham Young University (BYU) and processed by the Center for Population Economics (CPE) at the University of Chicago.

This submission consists of all available surgeons' certificates data for veterans who were originally mustered into the Union Army from the states of California, Connecticut, Delaware, District of Columbia, Illinois, Indiana, Iowa, Kansas, Kentucky, Maine, Maryland, Massachusetts, Michigan, Minnesota, Missouri, New Hampshire, New Jersey, New Mexico, New York, Ohio, Pennsylvania, Vermont, West Virginia, and Wisconsin, i.e., the entire *EI* primary sample. Each observation in this dataset contains the information obtained from one surgeon's certificate, which is the record of one official physical examination. A typical surgeon's certificate contains basic information such as age, occupation, place of residence, and military experience. It also contains the veteran's statement about his health and disability and, most importantly, the findings, diagnoses, and observations of the examining physicians. The surgeons' certificates can be found along with other pension-related records housed in the National Archives. For more information on the characteristics of the surgeons' certificates, see Sections **II.B** and **III**.

This dataset contains 81,877 observations on 2,312 variables, from a total of 16,713 individuals from the primary sample for whom surgeons' certificates can be found. These data can be linked to the other *EI* datasets by means of the recruit's identification number found in the variable **recidnum**. In this dataset there can be several examinations (and, therefore, several observations) for any individual. The minimum number of examinations, hence observations, for a recruit in this dataset is necessarily 1, and the maximum attested number of observations for a single individual is 36; the mean number of observations for the recruits in this dataset is 4.63. A particular observation is uniquely identified by the variable pair of **recidnum** and **examnum**, which is the examination number.[1] Examination numbers are assigned in the data processing phase, and do not exist in the historical records.

This *Data User's Manual* proceeds as follows: Section **II** explains the sample design, data sources, and collection procedures. Section **III** presents samples of typical surgeons' certificates for reference, so that the sources of the information contained in this dataset can be understood. Section **IV** describes the

[1]Note that although examination numbers are in chronological order as far as possible, sometimes there was not enough information to determine exact chronological order at time of inputting. Retrospective analysis reveals that approximately 10% of the examinations are incorrectly ordered according to their **examnum**. For specific examination dates, or if the correct chronological ordering of examinations is crucial, refer to the variable **a_xmdate**.

data collection instruments (screens) used in the inputting phase of the creation of this dataset. The data collection screens provide a comprehensive list of variables and show relationships between variables that may not be obvious from a simple variable list. Section **V** describes results from the *de novo* control group that was used to measure inputting error. Section **VI** provides a more detailed description of the contents of the dataset, to help both novice and experienced users access the full range of information in the surgeons' certificates. Section **VI** is broken down by Variable Groups (VG), which describe the contents and characteristics of variables containing similar information. Pointers to the Variable Group which describes a specific variable can be found in the Variable Indices (Sections **XIII**, **XIV**), as well as in the layout of the ASCII file (Section **X**). Section **VII** contains tables of abbreviations and codes used in the data set, and is again cross-referenced with the Variable Indices. Section **VIII** is a place holder so that this manual has the same general outline as the forthcoming *Data User's Manual* for the standardized version of the "Surgeons' Certificates" dataset (S-1 Standardized).[2] (The standardization scheme is not included with this submission.) Section **IX** contains technical suggestions for using the data, including an overview of the files comprising this distribution, as well as instructions for handling some of the peculiarities of the dataset. Section **X** contains a complete layout of the ASCII data set, including a listing of each variable name, variable type (numeric or character), minimum and maximum lengths, and number of non-missing values. Section **XI** contains a short history of changes in the Civil War pension laws. An understanding of the pension system and its history is essential for an accurate use of the disability ratings given by the examining physicians.[3] Section **XII** provides a current list of papers and monographs which refer to the *EI* datasets. Finally, two indexes to the variables in this dataset are provided. Section **XIII** is an index of variables in the dataset arranged according to subject headings. Section **XIV** contains an alphabetical index of all the variables in the dataset, along with pointers to their positions in Section **X**, their Variable Group from Section **VI**, and their relevant tables from Section **VII**.

For novice users who wish to gain quick access to the data, it is recommended that they read Section **II** first, then skim Section **VI** to get an overview of the types of information available in the dataset. Finally, they should read Section **IX** for hints on using the data efficiently.

[2]In that forthcoming manual, Section **VIII** outlines the standardization and classification system that is used for many of the medical variables in the dataset. This system has been designed to code these variables, many of which contain thousands of unique values, into a discrete, usable number of classification categories. This data reduction will make the Surgeons' Certificates dataset much more accessible for computer analysis by coding the data according to current medical knowledge. The collection scheme for the medical data was designed to capture as much of the information as possible and, at the same time, guarantee that data inputters did not make any medical judgements. As a result, the data were input just as they appeared on the original certificates. These values were then classified by medical doctors on the *Early Indicators* project and coded for users. The unclassified data will, of course, always be available for users who want to develop their own classification schemes.

[3]While Section **XI** gives a brief history of the changes in the pension laws, it does not provide a comprehensive list of all the possible ratings. A research project is currently underway to simplify the ratings for users. This simplification will appear in subsequent versions of this data set.

II. Sample Design, Data Sources, and Methodology

A. Sample Design

The primary sample of individuals for all *EI* datasets was drawn using a one-stage cluster sampling procedure. For a target sample size of 40,000 individuals, 303 Union Army companies were chosen randomly from the "Regimental Books" stored at the National Archives in Washington, D.C. These books contain the records of over 20,000 companies. They were created by clerks during the Civil War and provide the name, birthplace, rank, personal description, age at enlistment, and place of enlistment for the recruits in each company. These identifying variables are crucial in linking the recruits to other historical documents. All recruits in the selected companies are entered into the sample.

The sample was restricted to white volunteer infantry regiments. Commissioned officers, black recruits, and other branches of military service were not sampled. Preliminary work done for the *EI* project's grant proposal indicated that the sample was representative of the contemporary white male population who served in the Union Army.[4] Due to the large proportion of white men of military age who served in the Union Army, careful use of the sample should allow extrapolation for the entire Northern white male population of military age in the early 1860s.

Lifetime military, medical, and socio-economic information on these men was collected by linking the veterans in the primary sample to other historical documents. The collection of this information was divided into the three major sub-collections outlined previously: 1) the Military, Pension, and Medical Records dataset; 2) the Surgeons' Certificates dataset; and 3) the Census Records dataset. Throughout these separate datasets, each individual is identified using his unique identification number (the variable **recidnum**)[5]. In the Surgeons' Certificates dataset, however, there can be multiple observations for each individual because an observation consists of the contents of a single examination. Therefore, an additional variable was added, **examnum** (examination number)[6]. This variable was created during data processing; it was not part of the original data sources. Together, **recidnum** and **examnum** uniquely identify an observation.

Some sample selection bias may arise in the use of the data in this dataset due to linkage failures. The primary cause of linkage failure is death before 1890, the year pension eligibility laws were relaxed to provide a pension for almost all Union Army veterans. Of the 33,927 recruits from the *EI* primary sample who were linked to the pension records (67.4%), 49.3% had at least one physical examination and, therefore, are part of the Surgeons' Certificates dataset. There are thus two potential sources of sample selection bias: 1) whether the veteran was linked to the pension files; and 2) whether the pension file contained a certificate for a physical examination. In the pension files there was sometimes evidence that a pension application was made but no accompanying surgeons' certificate could be found. Furthermore, there is no sure way to link a specific application (either for an initial award or for an increase) to the accompanying physical examination. This can cause difficulties in linking the pension claim and award information that is found in

---

[4]For a discussion of these findings see Robert William Fogel, "New Sources and New Techniques for the Study of Secular Trends in Nutritional Status, Health, Mortality, and the Process of Aging," *Historical Methods* 26(1993):1.

[5]Note that all variable names appearing in the narrative part of the documentation are in bold face.

[6]Note that although examination numbers are in chronological order as far as possible, sometimes there was not enough information to determine exact chronological order at time of inputting. Retrospective analysis reveals that approximately 10% of the values in **examnum** are not in chronological order. For specific examination dates, or if the serial ordering of exams is crucial, see the variable **a_xmdate**.

the Military, Pension, and Medical Records dataset to the individual examinations in the Surgeons' Certificates dataset.

B. An Introduction to the Surgeons' Certificates

In order to understand and use the medical data in this dataset, it is necessary to know something about the Civil War pension system. The primary purpose in performing a physical examination on a veteran was to determine the applicant's eligibility for pension assistance. Thus, the form and content of the physical examinations were directly related to how the pension system was administered and the resulting incentives faced by potential pension applicants.

Civil War pensions were available for veterans with disabilities as well as for deceased veterans' widows, minor children, dependent major children, and parents. Under the Act of July 14, 1862, the first pension legislation specific to the Civil War, the veteran was eligible only for disabilities (wounds or chronic illnesses) received during war-time. The Act of June 27, 1890 changed that requirement and expanded eligibility to include disabilities not directly related to wartime experience. As a result, the number of men on the pension rolls swelled. These and other changes in the pension system are discussed in Section **XI** of this document, which gives a more extensive history of Civil War pension laws.

A veteran's pension file often includes information on his birth, residences after discharge from the service, a summary of military and medical wartime experience, and family information, including a list of spouses and children, whether living or dead. The pension file also includes the veteran's or the surviving dependent's application for a pension and the corresponding record of the Pension Bureau's action. Additionally, the file contains documents in support of the veteran's claim, including affidavits from comrades, neighbors, family members, and physicians. Because a veteran could, and often did, apply for a pension under several acts or submit additional applications because of an increase in disability or dissatisfaction with the Pension Board's decision, files usually contain more than one pension application and record of action; occasionally a pension file includes more than 20 sets of such forms.

For the *EI* study, the surgeon's certificate is one of the most important documents found in the veteran's pension file. In addition to providing identifying demographic and military service information, each certificate contains the claimant's statement regarding his health and disability and some basic physiological measures such as height, weight, pulse rate, and respiration rate. In addition, the examining physicians provided numerical ratings for individual conditions and for disability in general. The bulk of the certificate contains the findings, descriptions, and diagnoses of the examining physicians. See Section **III** for examples of the different types of surgeons' certificates encountered.

Examining physicians were charged with a set of detailed instructions, which gave a measure of uniformity to the certificates. However, there was still substantial variation in the content of exams. Part of this variation is due to changes in examination procedures over time, but part is due to idiosyncratic variation in the methods of examining physicians. Of course, the content of an individual certificate was determined primarily by the health of the veteran being examined. Of particular importance was whether or not certain conditions qualified the applicant for pension support. An open research question is to what extent did the pensionability of particular conditions determine whether or not they were recorded on the physical examinations. (In many cases, however, conditions were mentioned by examining physicians even if the applicant did not qualify for pension assistance.)

C. An Initial Classification System: The Disease Screens

A fundamental challenge in making the information gathered from surgeons' certificates available for public use was the development of adequate data collection instruments, or "disease screens." The collection screens are the result of extensive analysis of the original surgeons' certificates, led by the medical experts on the *EI* research team. The screens were designed to give some basic structure to the data while still allowing later modifications as more experience was amassed in the collection process. They constitute the format used by the data inputters, and also provide an initial classification scheme that organized the data for further standardization and classification.

The structure of the disease screens is motivated by three primary factors. First, the data are grouped, where possible, according to physiological systems. For example, there are individual screens for the cardiovascular, respiratory, genito-urinary, and gastro-intestinal systems. Variables are named in a way that identifies to which system (collection screen) they belong. For instance, variables such as **c_murmur** and **c_enlarg** are identified as cardiovascular variables because of the prefix "**c_**" that precedes the variables.

Second, the form of the certificates themselves dictate the design of the screens. Examining physicians tended to group their observations according to disease systems. Some of these, such as cardiovascular and genito-urinary, are consistent with modern classification. Other groupings used by the physicians, however, were determined by the specific purpose of the examination, namely, to identify what were considered to be disabling conditions. Therefore, there were individual screens for diarrhea, hernias, hemorrhoids, rheumatism, and varicose veins. Organizing the screens according to the groupings typically used by the examining physicians considerably simplified the collection process.

Finally, the grouping of different conditions is highly correlated with the disability ratings given to conditions. In general, the disease screens represented the level of detail that was commonly found in the ratings. For instance, ratings were usually given for the cardiovascular system as a whole without differentiating between different cardiovascular conditions even though additional detail was often provided about the cardiovascular system. The physicians typically stated something like "$8 for disease of heart." On the other hand, conditions such as hernias, chronic diarrhea, or varicose veins were given individual disease ratings. On each disease screen there is a field for the data inputter to enter the disability rating for that disease screen. Sometimes diseases from different screens are grouped together under a single rating amount, and other times the only rating information provided is a single disability rating that gave the overall amount the physicians recommended the applicant receive.

Replicas of the disease screens are provided in Section **IV** of this document. There are 21 main screens consisting of an entry screen and 20 individual disease screens. On the entry screen, inputters record all the identifying information concerning the veteran as well as his statement of disability to the pension board. The information provided by the physician[7] is recorded on the 20 disease screens. The main disease screens (in alphabetical order) are as follows:

[7]Except where noted. If a variable has an associated C/S variable (see Section **VI.A.1.a.ii**) and the value is "C," the claimant supplied that information.

1. Entry Screen/Recruit Info
2. Cardiovascular
3. Diarrhea
4. Ear Disease
5. Endocrine Disease
6. Eye Disorders
7. Gastrointestinal
8. General Appearance
9. Genito-urinary
10. Hernia
11. Infectious Diseases & Fevers
12. Injury/GSW
13. Liver, Spleen, Gallbladder
14. Neoplasm/Tumor
15. Nervous System
16. Rectum/Hemorrhoids (Piles)
17. Respiratory
18. Rheumatism/Musculo-Skeletal
19. Varicose Veins
20. Normal (Healthy)
21. Extra Information

D. Data Standardization and Quality Controls

During the collection of the Pension Records (PEN) at the National Archives in Washington, D.C., the surgeons' certificates in the pension files of each recruit in the *EI* primary sample were photocopied and sent to Brigham Young University in Provo, Utah for inputting.

Because of the complexity of these medical records, the project developed its own collection software. It includes features designed to guide an inputter without medical training, while at the same time it performs checks on the data to alert an inputter whenever information is not recognized as a legitimate answer. The software gives the inputters the flexibility to move forward or backward within a record, to change, fix, or augment data as they work through the certificates.

Inputters worked in teams of four or five and received extensive training and supervision. Teams provided immediate help if a document was particularly complex or difficult to read. A team supervisor was responsible for keeping track of a team's work and coordinating activities with other supervisors. Supervisors were chosen from experienced inputters and met weekly with the BYU Project Coordinator and with Prof. Larry Wimmer (senior investigator in charge of collection) to discuss problems or questions. Thus, an on-going effort was made to maintain uniform data entry across all inputters.

1. Automated Controls on Inputting

The inputting software developed for the *EI* project has several built-in automated quality control checks. Some of the more important automated controls are:

A. *Upper and lower bounds* are placed on number fields which alert the inputter if a number appears too high or too low for that answer. For example, the lower and upper bounds for a claimant's temperature are 90 and 104, respectively.

B. *Acceptable Coded Values.* Many variables have a list of predetermined values. For example, all state fields are matched to a list of two-letter codes. Other fields, such as the application type, are matched to a list of possible one-letter answers, in this case O, I, R, and A, meaning Original, Increase, Restoration, and Additional, respectively. If a response other than those is entered, an error message is given. These variables constitute the class of "coded" variables discussed in Section **VI.A.1.b.iii**.

C. *Auxiliary Files.* Many of the variables are not coded to particular values, but are checked against an 'auxiliary file' of acceptable responses. The software is designed so that an inputter can enter

a simple phrase, such as SEVERE ASTHMA, in the variable for lower respiratory conditions, and the software checks this response against the values in the auxiliary files. In this example both the core response (ASTHMA) and the modifier (SEVERE) are checked. The program is also flexible enough to ignore "garbage words" that might have appeared in the entry. For instance, if the response is CLAIMANT HAS SEVERE ASTHMA, the software recognizes the additional words CLAIMANT and HAS as insignificant, and the answer is accepted. If the input value is rejected, the inputter is notified. For those cases where no acceptable answer can be found, it is possible for the inputter to override the software and enter a value that is not pre-determined in the auxiliary file. This value is later standardized in the data cleaning process. The auxiliary files are an important tool in minimizing inputter error and providing an initial classification to the data.

D. *Dictionaries.* There are three on-line dictionaries available which can be accessed by any of the inputters:

i. Occupations: The occupation dictionary has a list and definitions of nineteenth-century occupations.
ii. Locations: The location dictionary has a large, but still partial, list of the cities, counties, and states most often encountered in the study.
iii. Medical Definitions: The medical dictionary has a list and definitions of medical terms found on the certificates.

One helpful feature of these dictionaries is that inputters can not only determine meanings of words, but may also perform "wildcard" searches if a word is illegible. An inputter enters what he or she can read of a word and the appropriate "wildcard" in place of what can not be read. The computer then gives a list of all words that match the "wildcard" search.

In addition to the on-line dictionaries, there are nineteenth- and twentieth-century medical dictionaries available for the inputters as well as a glossary of medical terms. It is important to stress, however, that *inputters do not make medical judgements*. The dictionaries aid the inputter in understanding where particular comments on the screen should be entered, but they are not used to judge relevance or importance of the information.

2. De Novo Sampling

Before inputting of records from a company begins (individuals were grouped by the Union Army company in which they served, and collection for all the *EI* data proceeded company by company), a random sample of 5-10% of certificates are chosen for the *de novo* sample. The selected certificates are input, the *de novo* files are stored away, and then the *entire* company is input. During this process, inputters do not know which certificates are in the *de novo* group and, therefore, input twice.

The main file and the *de novo* file are then collated by an experienced inputter, who marks the differences, and, if needed, checks the original certificate to resolve discrepancies. An error percentage is then determined and recorded. The checker then returns the *de novo* check sheet to the original inputter, and he or she corrects the errors. Section **V** includes an explanation of the different types of errors and summarizes error rates.

3. Other Quality Controls

After all inputting and *de novo* checking is done for a particular company, distinct-value tables are generated for all variables to determine whether values are in the right place and appear reasonable—e.g., if someone weighs 20 pounds or is 3 feet tall, this is considered suspect. The project coordinator then checks the tables and marks those answers which seem questionable or in the wrong place. The resulting printout is then used to correct the errors.

4. Data Cleaning and Standardization

Final processing of the data occurs at the Center for Population Economics (CPE) at the University of Chicago. Data cleaning consists principally of correcting spelling errors and standardizing punctuation, abbreviations, and word order. The cleaning process reduces the number of unique values for a given variable, thereby making it more accessible for the user. Data cleaning is an iterative process using complex software designed for the *EI* project. The cleaning software allows the researchers to write simple instructions (or "cleaning rules") that transform attested values in a variable or in a group of similar variables into standardized values. After each iteration, the output is checked, and the procedure modified until a satisfactory range of values is achieved.

In making this data available to the public, the *EI* project has two main goals: 1) an exhaustive and accurate transcription of the information from original sources into electronic form and 2) usability of the data in statistical analysis, where usability includes standardization of descriptive information into a small number of categories and consistency between variables. Sometimes there is conflict between these two goals because it is impossible to standardize and categorize the data without losing at least some information. This problem is made worse by the fact that much of the original source information consists of free-form descriptions. Also, sometimes there are obvious conflicts in the original sources (for instance, variables such as date and age may be clearly inconsistent on a particular document).

Although considerable effort has gone into satisfying the second goal, the primary emphasis at this stage has clearly been on the first. As research using these data progresses, there will be newer versions of these data released that address problems that can be uncovered only by using the data systematically in a number of research projects. Thus, improving the quality of the data will be an interactive process between users and the CPE.

5. Medical Classification in the Surgeons' Certificates dataset

In the Surgeons' Certificates dataset, the standardization of medical data progresses under the direction of the medical experts on the *EI* project. At no time in the process do data inputters or cleaners make medical judgements. Even very simple tasks, such as the spelling of medical terms or determining the equivalence of standard medical terms has been done under the consultation of medical experts.

One of the most difficult aspects of the *EI* project is the standardization and classification of the medical variables, some of which have thousands of unique values. In order for these data to be usable, it has been necessary to develop a scheme to classify these variables in a form that is consistent with current medical knowledge and practices. However, this version of the data is being submitted without this classification scheme so that those users who wish to begin working with the data can have something to work with. The first version of the standardized data will be made available shortly and will be called "Version S1-Standardized."

III: Sample Surgeons' Certificates

This section contains copies of several actual surgeons' certificates. They are provided to allow users to see the different forms used by the Pension Board throughout the years of legislation (see Section **XI** for a history of the pension laws which influenced many of the changes on the forms). The form of the certificate often determined what the surgeons examined and, therefore, which variables have information. The five most common form of certificates follow (note that the last certificate is two pages long). Approximate ranges of dates when these types of certificates were in use follows:

1	(example dated Jan 12, 1865)	in use approximately 1862-1880
2	(example dated Sep 14, 1875)	in use approximately 1865-1880
3	(example dated Nov 28, 1883)	in use approximately 1880-1890
4	(example dated May 14, 1890)	in use approximately 1885-1925
5	(example dated Dec 27, 1928)	in use approximately 1925-1940

Examining Surgeon's Certificate.

Springfield Ills. Jan'y 12th 1865.

I hereby Certify, That I have carefully examined

Applicant's service. [redacted] late a 3d Sergeant in Co. "E" of the 51st Regiment Illinois Infantry Vols. in the service of the United States, who was discharged at Springfield Ills. on the 12th day of January 1865, and is an applicant for an invalid pension, by reason of alleged disability resulting from a gun shot wound

In my opinion the said Josiah W. Day

Degree of disability. is Two thirds incapacitated for obtaining his subsistence by manual labor from the cause above stated

Judging from his present condition, and from the evidence

Origin. before me, it is my belief that the said disability was contracted in the service aforesaid in the line of duty

Probable duration. The disability is probably permanent

A more particular description of the applicant's condition

Particular description. is subjoined: The upper portion of the right parietal bone was fractured by a musket ball. There is a depression in the skull one & half inches long by three fourths of an inch wide. The present effects are, headache, vertigo, diminished power of endurance, both mental and physical, paralysis of the fore and middle fingers of the left hand, numbness at times of the left arm. The grasp with the thumb, ring and little fingers is very feeble. The two paralized fingers are extended and cannot be closed.

C. S. Skelton.

Examining Surgeon.

DA C. SWEET,
PENSION AGENT.
SEP 23 1875
CHICAGO, ILL.

4

DUPLICATE.

4

SURGEON'S CERTIFICATE

OF

Biennial, Annual, or Semi-annual Examination, on which the Pensioner draws his Pension.

State: Penna County: Allegheny

Post Office: Pittsbgh. Sept. 14 1875.

Pensioner's service.

We hereby certify, That we have carefully examined [redacted], who was a Surg Co H. 51 Ills. Vol. in the war 1861 and was granted an Invalid Pension under Certificate No. 55568, to be paid now at the Agency in Chicago Ill. by reason of alleged disability resulting from Gun shot wound of neck & head which he states to have been received in the line of duty while he was in the military service of the United States.

Be particular to give Certificate No.

Agency where to be paid.

State whether disability continues; and, if so, its present degree.

In our opinion the said Pensioner's disability, from the cause aforesaid, continues at Total 5

A more particular description of the Pensioner's condition is subjoined:

Particular description.

Height, 511 3/4; weight, 140; complexion, fair; age, 40; respiration, 18; pulse, 72

Ball entered left side & back of neck passed through muscles & out at right side. Power to bow the head & turn neck impaired.

Disability one third or two dollars two thirds per month

There is a gun shot fracture at upper & back part of right parietal bone in consequence of which he has partial paralysis of left arm & leg.

Disability Two thirds or five & one third dollars per month.

Aggregate Disability Total or eight dollars per month.

J. Wegner Nishart
J. W. Gilmore

2 (3—130.) 2

EXAMINING SURGEON'S CERTIFICATE

IN THE CASE OF AN APPLICANT FOR INCREASE OF PENSION.

No. 116 591

Name of claimant. [redacted]

EXAMINING SURGEON'S ADDRESS:

Rank. Sergt

Company. W

Regiment. 51

State. Ills vol

Post office. Parsons

County. LaBette

State. Kansas

Date of examination. Nov 28, 1883

Present rating.

The applicant states that he is now paid at the agency for a 3/4 disability, on account of G.S.W. lt thigh voldom and results and that he applies for increase on the ground that his disability has increased since his last rating

That the present rating is unjustly low, or that there has been actual increase of the disability.

Particular description.

He states that he is 39 years of age, that he weighs 170 pounds, and that he is 5 feet 10 inches in height.

His pulse-rate per minute is 76, his respiration 1, and his temperature 6 —

The surgeon should not recommend increase excepting for one of two reasons—that the present rating is unjustly low, or that the disability has really increased. In either case the reasons for changing the present rating should be clearly set forth, and should include a full statement of the physical and rational signs.

The examination reveals the following conditions:

We find evidence of G.S.W. the ball entered the posterior as part of the left thigh at a point where the lower border of the Gluteus Maximus muscle crosses the Biceps femoris and came out 1/2 in to right of the umbilicus. The cicatrices are about 1 in in diameter and have healed the point of entrance is slightly tender on deep pressure. Anesthesia of the outer hour string is complained of there is no perceptible deformation the size of legs. Complains that exercise causes pains in thigh &c. We are unable to find that there is any functional disturbance of the abdominal viscera attributable to wound consequently do not change rating

Judging from the condition and history of the claimant, it is in opinion the disability was incurred in the service as claimed, and that it is not aggravated or protracted by vicious habits.

(3—111.)

☞ Attention is invited to the outlines of the human skeleton and figure upon the back of this certificate, and they should be used whenever it is possible to indicate precisely the location of a disease or injury, the entrance and exit of a missile, an amputation, &c.

The absence of a member from a session of a board and the reason therefor, if known, and the name of the absentee, must be indorsed upon each certificate.

Insert character and number of claim. Increase [State above whether for original, increase, or restoration.] Pension Claim No. 38,388

Name and rank of claimant. [redacted], Rank, Pvt.

Company H, 51 Reg't Ill. Omaha, Neb. [Post-office address of the Board.] State,

Claimant's post-office address. Omaha, Neb. May 14th, [Date of examination.] 189 0.

We hereby certify that in compliance with the requirements of the law we have carefully examined this applicant, who states that he is suffering from the following disability, incurred

Cause of disability. in the service, viz: gun shot wound of head and neck, resulting affection of hands and arms.

If a pensioner, fill in the amount; if not, erase the whole line. and that he receives a pension of fourteen dollars per month.

He makes the following statement upon which he bases his claim for Increase [Original, increase, restoration, &c.]

Here give the claimant's statement as briefly and as compactly as possible. My wound of head troubles me. I am dizzy and nervous. My neck is sore and stiff and pains me: the fingers of my left hand, the index and middle, are numb and cannot be flexed. I cannot hold objects.

Upon examination we find the following objective conditions: Pulse rate, 68; respiration, 20; temperature, 98; height, 5 feet 10 inches; weight, 145 pounds; age, 52 years.

Here give a full description of the disabilities, in accordance with pars. 5, 6, 51, 52, &c., of Book of Instructions for 1889. Claimant presents a scar directly above the right ear 2 inches to the right of the parietal suture: scar is 1-2 x 1 1-2 inches: beneath the scar, which is depressed 1-4 of an inch, there is evidence of loss of tone.

He also presents a scar of entrance on the right side of neck one inch to the right of median line and opposite the spine of the 3rd cervical vertebra: scar is 1 line by 1-2 inch, tender: he also presents a scar of exit 2 inches posterior to the lower border of the left ear: it is 1-4 of an inch in diameter, depressed, adherent and tender. Claimant cannot flex the index and middle fingers of left hand: there is entire loss of nerve power as regards these fingers: there is no anchylosis. Claimant presents a scar of an abscess on the palmar surface of the distal joint of the right little finger: there is anchylosis of the distal and middle joints of this finger. The grip of the right hand is impaired one fourth, the left three fourths. There is a varicose condition of the veins of the internal surface of the right leg. The loss of strength of the left hand is due to an affection of the radial nerve: of the right hand to affection of fibers of the ulnar nerve.

The right little toe is anchylosed, swollen and tender, the result of an abscess.

(See diagram)

Rate for EACH cause of disability. He is, in our opinion, entitled to a 3rd grade rating for the disability caused by G.S.W. of head and neck, 4-10 for that caused by varicose veins.

S.S. Home
Dec. 19, 1928.

CERTIFICATE OF MEDICAL EXAMINATION

(To be returned when complete to Commissioner of Pensions)

No. of claim: Ctf.1113420

Address of Board or Examining Surgeon: St Cloud Fla

Name: [redacted]

P. O. address: St Cloud Fla

Date of examination: Dec 27th 1928

Pensioned at 65 dollars per month.

Origin of disabilities and date of incurrence as alleged by claimant

Birthplace: Pa; age 85 years; height 59; weight: Normal 155 present 146; complexion Light; color of eyes Hazel; color of hair White; occupation: Former Merchant; present Retired; permanent marks and scars other than those described below

Pulse rate 80; respiration 20; blood pressure: Systolic 160, diastolic 89; temperature 97
(Sitting, standing, after exercise, after two minutes' rest)

Unless there is evidence of disease, only the first question need be answered under each heading.

Claimant's signature for identification

IMPORTANT
Note all injuries, amputations, deformities, varicose veins, etc., on figure

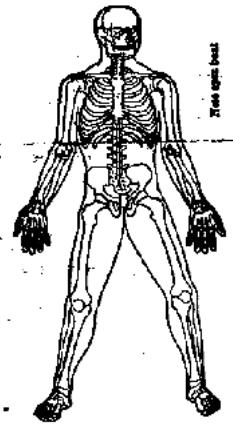

Note open heart

GENERAL APPEARANCE; state of nutrition Poor; muscular development Flabby; carriage Stooped; gait Unsteady; posture Stooped

EYES: External structures, each eye Fair; internal structures, each eye Fair Can see with glasses
(If practicable)
Vision uncorrected: Right 20/ Left 20/ Corrected: Right 20/ Left 20/
(Snellen's type)

EARS: Auditory canals: Normal? OK Discharge no
Ordinary conversation: Right 6 feet; left 6 feet. Loud conversation: Right 10 feet; left 10 feet.
(Indicate greatest distance at which heard)

NOSE AND THROAT: Normal? OK

CARDIO-VASCULAR SYSTEM: Normal? no If not, is area of dullness normal or enlarged? Any lesion, dyspnea, edema, or cyanosis? Is there anemia or arterio-sclerosis? If any signs of aneurism, describe fully.
Beginning arterio Sclerosis
Dyspnea marked a little Cyanotic over whole body Pulse Skippy + weak a beginning lesion of heart

RESPIRATORY SYSTEM: Normal? no If not, give chest measurements on inspiration, expiration, and at rest. Any dullness, consolidations, cavities, adhesions, rales, cough, expectoration, or hemorrhage?
Breathing embarrassed + fast difficult breathing + some bronchial disturbance

IMPORTANT
Note all injuries, amputations, deformities, varicose veins, etc., on figure

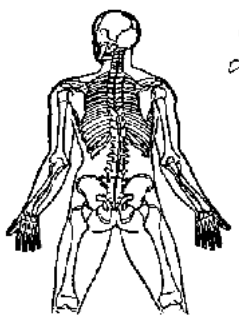

DIGESTIVE SYSTEM: Mouth, teeth, stomach, bowels, liver, spleen, and rectum normal? If not, describe abnormal conditions.
No teeth - Stomache tender + distended
Liver tender + enlarged -
External piles, 2 tumors as large a hickory nut -

NERVOUS SYSTEM: Brain, spinal cord, peripheral nerves, and mentality normal? Fair
If not, test reflexes, power, sensation, etc. Any tremor, paralysis, or disorientation? Is Romberg's sign present? State diagnosis.

RHEUMATISM: Articular or muscular? Muscular What joints, if any, affected? Is there swelling, crepitus, atrophy, deformity, lost motion, or ankylosis?
Muscular rheumatism in muscles

GENITO-URINARY SYSTEM: Kidneys, bladder, and prostate normal? [illegible] found tumor [illegible]
Urinalysis: Color milky; reaction slightly acid specific gravity 1018; albumin trace;
sugar no; pus trace; blood no; shreds trace; casts hyaline.

HERNIA? yes Inguinal, femoral, ventral, or umbilical? inguinal left side about 7 inches size of tumor? If inguinal, state whether complete or incomplete, and whether retainable by truss. Complete retained by truss

HYDROCELE? no VARICOCELE? no Size ; right ; left

VARICOSE VEINS? no State size of veins and indicate location on diagram. Are they sacculated or ruptured? Any scars or ulcers? Is an elastic stocking worn?

FLAT FOOT? no Right ; left ; partial ; complete ,
pronation ; eversion ; limp ; stand on toes

GUNSHOT WOUNDS, INJURIES, AMPUTATIONS: Describe disabling effects of injuries. Points of amputations, locations of scars, etc., should be indicated on the diagram.

EVIDENCE OF EFFECTS OF PAST OR PRESENT VICIOUS HABITS: RESULTS OF TESTS, IF MADE:
Alcohol, narcotics, syphilis, gonorrhea none

ADDITIONAL NOTES

This space to be used for additional description of all physical signs of disabilities indicated in the foregoing, as well as all other pathological conditions found See instructions below.

The Claimant is very feeble generally run-down & nervous, can hardly get around needs the assistant of an other person at all times - due to fainting spells lumbago attacks & condition of heart. Requires help in dressing & eating meals

MEDICAL DIVISION
MAY 13 1929
BUREAU OF PENSIONS

CERTIFICATE SECTION
MAY 8 1929

JAN 15 1929

RATE RECOMMENDED: 72.00

The above claimant was examined by us (or me) on Dec 27th, 1928

J. D. Chenn M.D.

Pres. *Sect.* *Treas.*

3-2451 IMPORTANT: ACT OF JUNE [redacted] $90 CASES

Besides describing under "Additional Notes" conditions found, please answer the following questions:

1. Is the veteran confined to his bed? (Answer, Yes or No) no
2. If not, what aid, if any, does he have a nurse & attendant constantly & assistance & care of wife most of time
3. Is he, in your opinion, totally helpless? (Answer, Yes or No) no
4. Is he blind? (Answer, Yes or No) no
5. From what date has he been totally helpless or blind? ✓

From any manual labor has resulted therefrom. $30; If frequent and periodical aid and attendance of another person is necessary, solely by reason of the anatomical loss or loss of use of both hands or both feet or both eyes or of one hand and one foot or one eye, or is permanently bedridden and continual, $72

IV: Data Collection Screens

A. Introduction

This section contains complete copies of the data collection instruments used in this study, also known as 'disease screens'. The disease screens are the computer templates used to extract relevant data from each surgeon's certificate and enter it into the database. The facsimiles of each screen also contain variable names and some descriptive information to help the user.

The presentation of the screen is also intended to reveal the structure of the data. For example, "sub-screens" are located directly below the questions which led to them in the inputting process. For instance, a response of 'Y' to the **c_murmur** variable (whether or not the veteran has a murmur) opens the murmur sub-screen and allows the inputter to enter further information that may be given about the murmur (such as valve or timing).

Many variables in this dataset have the possibility of multiple instances, designated by numerical suffixes. Some variables are related to each other; the suffixes on these variables will match each other for each instance. For example, each instance of **a_ocpat** has associated with it an instance of **a_occod**, **a_ocdsc**, and **a_occqc**, i.e. **a_ocpat3**, **a_occod3**, **a_ocdsc3**, and **a_occqc3** all refer to the same occupation. It may be the case, however, that **a_ocdsc3** is blank, whereas **a_ocdsc2** and **a_ocdsc4** contain information. This type of relationship is indicated on the following copies of the screens by shaded blocks around the related variables.

There are some screens or sub-screens that can be accessed more than once for multiple instances of all the variables on those screens. For example, if a claimant had more than one injury, the entire Injury/GSW screen can be accessed more than once. In these cases, the first numerical suffix on each variable corresponds with the first numerical suffix of the first question on the screen. If there is a second numerical suffix, it indicates the instance number for that variable for the particular condition being described. To continue the injury example, all the variables whose first numerical suffix is 2 (**w_bdy2**, **w_dis2**, **w_whn2**, **w_whr2**, **w_rat2**, **w_rel2**, and **w_cmt2**) describe the injury whose cause is listed in **w_cau2**. The additional suffixes give more information about that injury; i.e. **w_dis201**, **w_dis202**, **w_dis203**, etc. contains multiple complications of the injury whose cause is listed in **w_cau2**. This type of relationship is indicated on those screens by writing out the variable up to and including the first numerical suffix; i.e. **w_cau1 - w_cau2 - w_cau3**, etc. and **w_dis1[01-26] - w_dis2[01-26 - w_dis3[01-26]**, etc.

In some cases the numerical suffixes can be quite complicated. Each time there is a relationship between variables with numerical suffixes, an explanation is provided at the bottom of the screen.

The authoritative source for the linkages between variables is found in the variable labels. These can be found in Section **X**, which gives the complete layout of the ASCII dataset. (Note, however, that the SAS datasets provided do not contain the complete data labels due to size restrictions.) See Section **IX.B** for a fuller discussion of the variable naming conventions used in this dataset, and the logical relationships between variables.

B. Variable types

There are five basic types of variables in this dataset, discussed in detail in Section **VI.A.1**. The five types are:

1. Y/N variables [YN]
2. C/S variables [CS]
3. Coded variables [CD]
4. Standardized variables [ST]
5. Free-form variables [FF]

Provided at the bottom of each disease screen is a list of variables relevant to that screen, sorted by type.

C. Disease Screens

System 1: ENTRY SCREEN/RECRUIT INFO

1. Name: a_recnm[1-3] **Id:** recidnum **App type (O/I/R/A):** a_apptyp

Rank: a_mlrnk[1-5] **Co:** a_mlcmp[1-5] **Reg:** a_mlrgt[1-5] **St:** a_mlsta[1-5] **Desc:** a_mldsc[1-4] **Q** a_milqc[1-5]

Board address: Street a_brdstr **City** a_brdcty **Co** a_brdcnt **St** a_brdst **Q** a_brdqc

Clmnt address: Street a_cltstr **City** a_cltcty **Co** a_cltcnt **St** a_cltst **Q** a_cltqc

Exam date: a_xmdate **Q** a_xmdtqc **Previous pension rating: $** a_prated/ **month or** a_pratef

For: a_ratfor

Birthplace: City a_brtcty **Co** a_brtcnt **St** a_brthst **Q** a_brthqc

Age: a_age **Q** a_ageqc **Height: Feet** a_hgtft **Inches** a_hgtin **Q** a_hgtqc
Weight: a_weight **lbs. Q** a_wgtqc

Appearance: Complexion: a_complx **Eyes:** a_eyes **Hair:** a_hair

Occupation: a_ocpat[1-5] **Desc** a_ocdsc[1-3] **Q** a_occqc[1-2]

Permanent marks and scars (other than those described below): a_marks

Pulse rate: unspec: a_plsun1 **unspec:** a_plsun2 **sit:** a_plssit **stand:** a_plsstn **after exer:** a_plsxrc
Respiration: unspec: a_rspun1 **unspec:** a_rspun2 **sit:** a_rspsit **stand:** a_rspstn **after exer:** a_rspxrc
(*NAS ="not able to stand"; NAE ="not able to exercise"; NOR ="normal"*)
Temperature: a_temp **Q** a_tempqc **Blood Pressure:** a_bldprs **Q** a_blprqc

Claimant's statement: a_clst[01-12]

Diseases: a_dis[01-22] **Total rating:** a_totrat

**Note: For the military information, the numerical suffix (1, 2, 3, 4, or 5) refers to which military service is indicated. Since Rank, Co, Reg, St, Desc, and Q are in a shaded block, the numerical suffix for a_mlcmp, a_mlrgt, a_mlsta, a_mldsc, and a_milqc should be matched with the numerical suffix for a_mlrnk to get all the information for one service. Similarly, for the occupation information, the numerical suffix (1, 2, 3, 4, or 5) refers to which occupation is being described. Since Occupation, Desc, and Q are in a shaded block, the numerical suffix for a_ocdsc and a_occqc should be matched with the numerical suffix for a_ocpat to know which occupation is being described. In addition, the numerical suffix for a_occod (a variable added during cleaning) should also be matched with the numerical suffix for a_ocpat.*

Variables Referenced

* Coded [CD] (41)
a_age
a_ageqc
a_apptyp
a_bldprs
a_blprqc
a_brdqc
a_brdst
a_brthqc
a_brthst
a_cltqc
a_cltst
a_complx
a_dis[01-22]
a_eyes
a_hair
a_hgtft
a_hgtin
a_hgtqc
a_milqc[1-5]
a_mlcmp[1-5]
a_mlrgt[1-5]
a_mlrnk[1-5]
a_mlsta[1-5]
a_occod[1-5]*
a_occqc[1-2]
a_plssit
a_plsstn
a_plsun[1-2]
a_plsxrc
a_prated
a_rspsit
a_rspstn
a_rspun[1-2]
a_rspxrc
a_temp
a_tempqc
a_weight
a_wgtqc
a_xmdate
a_xmdtqc
recidnum

*Standardized[ST] (3)
a_marks
a_pratef
a_totrat

* Free-form [FF] (14)
a_brdcnt
a_brdcty
a_brdstr
a_brtcnt
a_brtcty
a_clst[01-12]
a_cltcnt
a_cltcty
a_cltstr
a_mldsc[1-4]
a_ocdsc[1-3]
a_ocpat[1-5]
a_ratfor
a_recnm[1-3]

*Note that the occupation code (a_occod[1-5]) is added during the cleaning process. It is not entered by the inputters and thus does not appear on the collection screens.

System 2: CARDIOVASCULAR MAIN SCREEN

1. Give PULSE / HEARTBEAT characteristics: DIFFUSED, FEEBLE, INTERMITTENT, IRREGULAR, IRRITABLE, NORMAL, PROLONGED, RAPID, TUMULTUOUS, WEAK, etc. (*put numerical rates on the entry screen*) c_pul[01-16]

2. Does claimant experience PALPITATIONS?: (*not palpations*) [Y/N] c_palp

3. Are there MURMURS?: (*imperfect closure, insufficiency, thrills, or valvular/mitral regurgitation indicate there is a murmur*) [Y/N] c_murmur

MURMUR INFORMATION

A. Give the TIMING / INTERVAL (1st / SYSTOLIC or 2nd / DIASTOLIC) of murmur:
cm_tim[1-4]

B. Is the murmur in the AXILLA, APICAL, INSUFFICIENT, REGURGITANT or is there STENOSIS?:
cm_typ[1-5]

C. Name the specific VALVE (AORTIC, MITRAL, PULMONIC, TRI-CUSPID) identified with the murmur:
cm_val[01-05]

D. Do THRILLS accompany heart action?: [Y/N] cm_thril

1. Give TIMING / INTERVAL (1st / SYSTOLIC or 2nd / DIASTOLIC) of thrill:
cm_tht[1-4]

E. What SOUNDS (BELLOWING, BLOWING, CLICKING, METALLIC, RUSHING, SNAPPING, etc.) are mentioned in association with the murmur?: cm_sou[1-6]

4. Describe NON-MURMUR heart VALVES: c_vlv[01-05]

5. Is there DILATION, DISPLACEMENT, ENLARGEMENT, or HYPERTROPHY?: [Y/N] c_enlarg

6. Does ANASARCA, DROPSY, OEDEMA, PUFFINESS, or SWELLING exist?: [Y/N] c_oedema

OEDEMA INFORMATION

A. WHERE does anasarca, dropsy, oedema, puffiness, or swelling exist?: co_whr[1-8]

B. How SEVERE (duration, extent, magnitude) is it?: co_sev[1-4]

7. Does CYANOSIS (bluing from lack of oxygen) exist?: [Y/N] c_cyanos

8. Does DYSPNOEA, IMPAIRED BREATHING, or SHORTNESS OF BREATH occur?: [Y/N] c_dyspne

DYSPNOEA INFORMATION

A. UNDER WHAT CIRCUMSTANCES / CONDITIONS does dyspnoea occur?: cd_whn[1-5]

9. Is ARTERIOSCLEROSIS / ATHEROSCLEROSIS (hardening of the arteries), BRUIT, or HARDENING OF VESSELS mentioned?: [Y/N] c_artscl

SCLEROSIS INFORMATION

A. WHERE (arms, carotids, cervical, legs, neck, peripheral, etc.) is SCLEROSIS (hardening) found?:
ca_whr[1-5]

10. Is CIRCULATION impaired?: [Y/N] c_impcir

11. How LONG has claimant had heart condition?: (*specify source*)
c_long[1-2] **[C/S]** c_cslng[1-2]

12. Heart RATING: c_rat[1-4]

13. RELATED diseases CAUSING or RESULTING from heart condition: (*use qualifying words*)
c_rel[01-14]

14. Give additional comments regarding relative severity of condition or ability to do manual labor:

c_cmt[1-7]

**Note: In question 11, the numerical suffix (1 or 2) refers to which duration information is being described. Since the C/S variable is in a shaded block with question 11, the numerical suffix for c_slng should be matched with the numerical suffix for c_long to know whether the duration information came from the claimant or the surgeon. (There are two instances of this variable to allow for both the claimant's and the surgeons' descriptions.)*

Variables Referenced

* Yes/No [YN] (9)
c_artscl
c_cyanos
c_dyspne
c_enlarg
c_impcir
c_murmur
c_oedema
c_palp
cm_thril

* Claimant/Surgeon [CS] (1)
c_cslng[1-2]

* Standardized [ST] (13)
c_long[1-2]
c_pul[01-16]
c_rat[1-4]
c_vlv[01-05]
ca_whr[1-5]
cd_whn[1-5]
cm_sou[1-6]
cm_tht[1-4]
cm_tim[1-4]
cm_typ[1-5]
cm_val[01-05]
co_sev[1-4]
co_whr[1-8]

* Free-Form [FF] (2)
c_cmt[1-7]
c_rel[01-14]

System 3: DIARRHEA / DYSENTERY SCREEN

**Note: The entire screen may be accessed multiple times to accommodate both diarrhea and dysentery information.*

1. Does claimant have DIARRHEA (flux) or DYSENTERY (bloody flux)?:
(*Do not record constipation unless there is a rating for it*)
d_dia1 - d_dia2 **[C/S]** d_csdrh1 - d_csdrh2

2. How LONG (overall duration) has claimant suffered from diarrhea / dysentery?:
d_suf1[1-2] - d_suf21 **[C/S]** d_cssf1[1-2] - d_cssf21

A. In what SEASON (at what times) does diarrhea / dysentery TYPICALLY occur?:
d_sea1[1-4] - d_sea21 **[C/S]** d_cssn1[1-4] - d_cssn21

3. How FREQUENT are diarrhea / dysentery attacks (episodes)?:
d_frq1[1-6] - d_frq21 **[C/S]** d_csfq1[1-6] - d_csfq21

4. How LONG do diarrhea / dysentery ATTACKS (episodes) last?:
d_lng1[1-2] - d_lng2[1-2] **[C/S]** d_csln1[1-2] - d_csln2[1-2]

5. How MANY stools (motions) PER DAY does claimant experience?:
d_nst1[1-4] - d_nst21 **[C/S]** d_csns[1-4] - d_csns21

A. Do stools contain BLOOD, MUCOPUS, MUCOUS, PUS, SLIME, or UNDIGESTED FOOD?:
d_sds1[1-6] - d_sds2[1-4] **[C/S]** d_csst1[1-6] - d_csst2[1-4]

6. How SEVERE is the diarrhea / dysentery (including pain information)?:
d_sev1[1-5] - d_sev21 **[C/S]** d_cssv1[1-5] - d_cssv21

7. Diarrhea / Dysentery RATING: d_rat1[1-4] - d_rat2[1-2]

8. RELATED diseases CAUSING or RESULTING from diarrhea / dysentery: (*use qualifying words*)

d_rel1[01-15] - d_rel2[01-07]

9. Give additional comments regarding relative severity of condition or ability to do manual labor:

d_cmt1[1-4] - d_cmt21

**Note: In questions 2-9, the first digit of the numerical suffix (1 or 2) refers to which d_dia* variable contains the condition being described on a particular examination certificate. For instance, if d_dia1 contains DYSENTERY and d_dia2 contains DIARRHEA, then d_suf11 and d_suf12 refer to dysentery and d_suf21 and d_suf22 refer to diarrhea for that certificate. Also, in questions 1-9, each question is in a shaded block with its corresponding C/S variable. This shading indicates that the second numerical suffix for each C/S variable corresponds with the second numerical suffix of the main question it describes; i.e., d_csfq12 corresponds with d_frq12. (In the case of question 1, there is only one suffix; it is shaded with its corresponding C/S variable to show their relationship to each other.)*

Variables Referenced

* Claimant/Surgeon [CS] (8)
d_csdrh[1-2]
d_csfq[1-2][1-6]
d_csln[1-2][1-2]
d_csns[1-2][1-4]
d_cssf[1-2][1-2]
d_cssn[1-2][1-4]
d_csst[1-2][1-6]
d_cssv[1-2][1-5]

* Standardized [ST] (9)
d_dia[1-2]

d_frq[1-2][1-6]
d_lng[1-2][1-2]
d_nst[1-2][1-4]
d_rat[1-2][1-4]
d_sds[1-2][1-6]
d_sea[1-2][1-4]
d_sev[1-2][1-5]
d_suf[1-2][1-2]

* Free-Form [FF] (2)
d_cmt[1-2][1-4]
d_rel[1-2][01-15]

System 4: EAR DISEASE SCREEN

**Note: The entire ear screen may be accessed multiple times to accommodate separate information for each ear.*

1. Which ear (or both) has IMPAIRMENT?: e_ear1 - e_ear2 - e_ear3

EAR DISEASE DESCRIPTIONS

2. Is claimant "totally" DEAF in this/these ear(s)?: [Y/N] e_def1 - e_def2 - e_def3

A. What are claimant's hearing CAPABILITIES / DEFECTS / LIMITATIONS?:
e_cap1[01-13] - e_cap2[01-09]- e_cap3[01-05]

3. Is there OTITIS MEDIA / INFLAMMATION of the middle ear (AURAL CATARRH, DISCHARGE, DRAINAGE, INJECTION, PUS, SUPPURATION)?: [Y/N] e_inf1 - e_inf2 - e_inf3

4. Is/Are the eustachian tube(s) BLOCKED (CATARRHAL, IMPERVIOUS, INFLAMED, OBSTRUCTED, OCCLUDED, etc.)?: [Y/N] e_eus1 - e_eus2 - e_eus3

5. Is/Are the TYMPANIC MEMBRANE or EARDRUM(S) mentioned?: [Y/N] e_drm1 - e_drm2 - e_drm3

A. Is/Are the tympanic membrane / eardrum(s) NORMAL, PERFORATED, RETRACTED, DULL, SCARRED, or ULCERATED?: e_dds1[1-8] - e_dds2[1-7] - e_dds3[1-2]

6. Is there disease of the MASTOID?: [Y/N] e_mas1 - e_mas2 - e_mas3

A. Is there ABSCESS, DRAINING, PURULENCE, SUPPURATION, etc.?:
e_mds1[1-3] - e_mds2[1-2] - e_mds31

7. What OTHER CAUSES for hearing loss are mentioned?: e_cau1[01-06] - e_cau2[01-06]

COLLECTION DIRECTION (when injury is indicated)

Please put further information on the INJURY / GSW screen

8. Hearing RATING: e_rat1[01-06] - e_rat2[01-02] - e_rat301

9. RELATED diseases CAUSING or RESULTING from hearing disorders: (*use qualifying words*)
e_rel1[01-14] - e_rel2[01-11] - e_rel3[01-09]

10. Give additional comments regarding relative severity of condition or ability to do manual labor:
e_cmt1 - e_cmt2 - e_cmt3

**Note: In questions 2-10, the first digit of the numerical suffix (1, 2, or 3) refers to which e_ear[1-3] variable contains the condition being described on a particular examination certificate. For instance, if e_ear1 contains LEFT, e_ear2 contains RIGHT, and e_ear3 contains BOTH, then e_cap101, e_cap102, e_cap103, e_cap104, e_cap105, e_cap106, e_cap107, e_cap108, e_cap109, e_cap110, e_cap111, e_cap112, e_cap113, e_cap114, and e_cap115 refer to the left ear, e_cap2[01-15] refer to the right ear, and e_cap3[01-15] refer to capabilities/defects/limitations of both ears described together on that certificate.*

Variables Referenced

* Yes/No [YN] (5)
e_def[1-3]
e_drm[1-3]
e_eus[1-3]
e_inf[1-3]
e_mas[1-3]

* Standardized [ST] (6)
e_cap[1-3][01-13]
e_cau[1-2][01-06]
e_dds[1-3][1-8]
e_ear[1-3]
e_mds[1-3][1-3]
e_rat[1-3][01-06]

* Free-Form [FF] (2)
e_cmt[1-3]
e_rel[1-3][01-14]

System 5: ENDOCRINE DISEASE SCREEN

1. Is the thyroid ENLARGED (goiter)?: [Y/N] k_goiter

A. What is said about the GOITER?: k_gtrdsc

2. Are NODULES present?: [Y/N] k_nodule

3. Are there any SYMPTOMS of diabetes (sweet urine) such as DIABETES INSIPIDUS, EXCESSIVE THIRST, POLYDIPSIA, POLYURIA, etc.?: [Y/N] k_dbetes

4. Diabetes / Endocrine / Goiter / Thyroid RATING: (*specify which*) k_rat[1-2]

5. RELATED diseases CAUSING or RESULTING from diabetes or goiter disorder: (*use qualifying words*)
k_rel[1-9]

6. Give additional comments regarding relative severity of condition or ability to do manual labor:
k_cmt

Variables Referenced

* Yes/No [YN] (3)	* Standardized [ST] (1)	* Free-Form [FF] (3)
k_dbetes	k_rat[1-2]	k_cmt
k_goiter		k_gtrdsc
k_nodule		k_rel[1-9]

System 6: EYE DISORDERS SCREEN

**Note: The entire eye screen may be accessed multiple times to accommodate separate information for each eye.*

1. Which eye (or both) has IMPAIRMENT?: y_eye1 - y_eye2 - y_eye3

EYE DISORDERS DESCRIPTIONS

2. Is/Are eye(s) (pupils) RESPONSIVE to light (and shade)?: [Y/N] y_rsp1 - y_rsp2 - y_rsp3

A. Is response of both eyes EQUAL?: [Y/N] y_eql1 - y_eql2 - y_eql3

3. Is claimant "totally" BLIND (AMBLYOPIA) in this/these eye(s)?: [Y/N] y_bld1 - y_bld2 - y_bld3

A. What are claimant's SIGHT (VISION) CAPABILITIES / LIMITATIONS?:
y_cap1[01-26] - y_cap2[01-20] - y_cap3[01-04]

4. What is said about the CONJUNCTIVA, including HYPERAEMIA (BLOODSHOT), CONGESTION, INFLAMMATION, INJECTION, PUS SECRETION, and TRACHOMA?:
y_cnj1[1-12] - y_cnj2[1-07] - y_cnj3[1-03]

5. Is there CORNEAL INFLAMMATION (KERATITIS), SCARRING (OPACITY), or ULCERATION?:
y_cor1[1-7] - y_cor2[1-6] - y_cor3[1-2]

6. What other eye INFECTION or INFLAMMATION (CONGESTION) is present, including BLEPHARITIS (inflammation/infection of the eyelids), IRITIS (inflammation of the iris) and RETINITIS (inflammation of the retina)?: y_inf1[01-10] - y_inf2[01-10] - y_inf3[01-03]

7. Does the claimant have a CATARACT (HAZINESS OF THE LENS, OPACITY)?: [Y/N] y_ctr1 - y_ctr2 - y_ctr3

A. What is said about the SEVERITY of the cataract, including REMOVAL or EXTRACTION?:
y_csv1[1-6] - y_csv2[1-6] - y_csv31

8. Is ARCUS SENILIS present?: [Y/N] y_arc1 - y_arc2 - y_arc3

9. Is there a CHALAZION (STYE), COLOBOMA, PANNUS, or PTERYGIUM?:
y_ptr1[1-5] - y_ptr2[1-5] - y_ptr3[1-2]

10. Is there ECTROPIUM or TRICHIASIS (ENTROPIUM)?:
y_ect1[1-6] - y_ect2[1-7] - y_ect3[1-3]

11. What vision DEFECT is described, including ASTIGMATISM, MYOPIA / NEARSIGHTEDNESS, PARALYSIS, PRESBYOPIA / FARSIGHTEDNESS, and STRABISMUS?:
y_def[1-4]

12. Eyes RATING: y_rat[01-04]

13. RELATED diseases CAUSING or RESULTING from eye disorders: (*use qualifying words*)
y_rel[01-14]

14. Give additional comments regarding relative severity of condition or ability to do manual labor:
y_cmt

**Note: In questions 2-14, the first digit of the numerical suffix (1, 2, or 3) refers to which y_eye* variable contains the condition being described on a particular examination certificate. For instance, if y_eye1 contains RIGHT, y_eye2 contains LEFT, and y_eye3 contains BOTH, then y_cap101, y_cap102, y_cap103, y_cap104, y_cap105, y_cap106, y_cap107, y_cap108, y_cap109, y_cap110, y_cap111, y_cap112, y_cap113, y_cap114, y_cap115, y_cap116, y_cap117, y_cap118, y_cap119, and y_cap120 refer to the right eye while variables y_cap2[01-20] refer to the left eye, and variables y_cap3[01-20] refer to capabilities/defects/limitations of both eyes described together on that certificate.*

Variables Referenced

* Yes/No [YN] (5)
y_arc[1-3]
y_bld[1-3]
y_ctr[1-3]
y_eql[1-3]
y_rsp[1-3]

* Standardized [ST] (10)
y_cap[1-3][01-26]
y_cnj[1-3][01-12]
y_cor[1-3][1-7]
y_csv[1-3][1-6]
y_def[1-4]
y_ect[1-3][1-7]
y_eye[1-3]
y_inf[1-3][01-10]
y_ptr[1-3][1-5]
y_rat[01-04]

* Free-Form [FF] (2)
y_cmt
y_rel[01-14]

System 7: GASTROINTESTINAL SCREEN

1. Is there DYSPEPSIA, GASTRITIS, GASTROINTESTINAL CATARRH, or INDIGESTION (pain after eating)?: q_ind[1-4] **[C/S]** q_csin[1-4]

A. Describe FREQUENCY of the problem: q_frq[1-4] **[C/S]** q_csfq[1-3]

2. Is there POOR ASSIMILATION, POOR / WEAK DIGESTION, MALASSIMILATION, MALABSORPTION (inability to assimilate food)?: [Y/N] q_malass **[C/S]** q_csmal

3. Does claimant follow (observe) any DIET RESTRICTIONS?: [Y/N] q_diet **[C/S]** q_csdiet

4. Does claimant experience NAUSEA after eating?: [Y/N] q_nausea **[C/S]** q_csnau

5. Does claimant spit up or vomit FOODS?: [Y/N] q_vmtfd **[C/S]** q_csvmfd

6. Does claimant vomit BLOOD (have a gastric ulcer)?: (*note SPITTING UP blood indicates tuberculosis*)
[Y/N] q_vmtbld **[C/S]** q_csvbld

7. Is abdomen (bowels, colon, intestine, stomach, etc.) BLOATED, DISTENDED, ENLARGED, PROTUBERANT, SWOLLEN, TYMPANITIC, etc.?: [Y/N] q_abddsc **[C/S]** q_csabd

8. Where is TENDERNESS evident?: q_tnd[1-6] **[C/S]** q_cstn[1-6]

9. Is there DYSPHAGIA (difficulty swallowing)?: [Y/N] q_dysphg **[C/S]** q_csdys

10. Gastrointestinal disorder RATING: q_rat[1-4]

11. RELATED diseases CAUSING or RESULTING from gastrointestinal disorder: (*use qualifying words*)
q_rel[01-14]

12. Give additional comments regarding relative severity of condition or ability to do manual labor:
q_cmt

**Note: In question 1, the numerical suffix (1, 2, 3, or 4) refers to which gastrointestinal discomfort the claimant experienced (q_ind*). Since question 1A is in a shaded block with question 1, the numerical suffix for q_frq should be matched with the numerical suffix for q_ind to know the frequency of each discomfort. The suffixes for the C/S variables for both question 1 and 1A should also be matched to determine the source information for q_ind and q_frq. Similarly, in question 8, since it is in a shaded block with its corresponding C/S variable, the numerical suffix for q_cstn should be matched with the numerical suffix for q_tnd to determine the source information for q_tnd.*

Variables Referenced

* Yes/No [YN] (7)
q_abddsc
q_diet
q_dysphg
q_malass
q_nausea
q_vmtbld
q_vmtfd

q_csabd
q_csdiet
q_csdys
q_csfq[1-3]
q_csin[1-4]
q_csmal
q_csnau
q_cstn[1-6]
q_csvbld
q_csvmfd

* Standardized [ST] (4)
q_frq[1-4]
q_ind[1-4]
q_rat[1-4]
q_tnd[1-6]

* Free-Form [FF] (2)
q_cmt
q_rel[01-14]

* Claimant/Surgeon [CS] (10)

System 8: GENERAL APPEARANCE SCREEN

1. Describe claimant's GENERAL HEALTH CONDITION / APPEARANCE, including BLOOD, NUTRITION, and SKIN descriptions: g_app[01-19]

COLLECTION DIRECTION (when oedema, cyanosis, jaundice, or tremors are indicated)

OEDEMA or CYANOSIS: Please put additional information on the CARDIOVASCULAR screen
JAUNDICE: Please put additional information on the LIVER screen
TREMORS: Please put additional information on the NERVOUS SYSTEM screen

2. What SKIN CONDITION / DISEASE is mentioned: ABSCESSES, BLOTCHES, CYSTS, ICHTHYOSIS, LESIONS, PSORIASIS, RASHES, SKIN ULCERS, etc.?: g_skn[01-26]

COLLECTION DIRECTION (when jaundice, scabies, or scarlet fever are indicated)

JAUNDICE: Please put additional information on the LIVER screen
SCABIES or SCARLET FEVER: Please put additional information on the INFECTIOUS DISEASES & FEVERS screen

3. Does claimant have SCURVY?: [Y/N] g_scurvy

A. Has claimant EVER had scurvy?: [Y/N] g_scvevr **[C/S]** g_csscv

4. Describe CONDITION of claimant's GUMS and ALVEOLAR PROCESS: g_gum[1-9]

5. Describe CONDITION of claimant's TEETH: g_tth[01-22]

6. Describe claimant's POSTURE: g_pst[1-6]

7. Describe claimant's GAIT or ABILITY TO WALK: g_gai[1-8]

8. Describe claimant's MUSCLE CONDITION / STRENGTH: g_mus[01-13]

9. Describe condition of claimant's HANDS / PALMS: g_hnd[1-6]

10. Is claimant's ability to do MANUAL LABOR IMPAIRED?: (*BE SURE to record additional clarifying information in additional comments question*) [Y/N] g_manlab

11. Does claimant require the AID of another person due to general debility?: [Y/N] g_reqaid

12. General Appearance / Debility RATING: g_rat[1-5]

13. RELATED diseases CAUSING or RESULTING from general disability disorders: (*use qualifying words*)
g_rel[01-16]

14. Give additional comments regarding relative severity of condition or ability to do manual labor:
g_cmt[1-5]

Variables Referenced

* Yes/No [YN] (4)
g_manlab
g_reqaid
g_scurvy
g_scvevr

* Claimant/Surgeon [CS] (1)
g_csscv

* Standardized [ST] (9)
g_app[01-19]
g_gai[1-8]
g_gum[1-9]
g_hnd[1-6]
g_mus[01-13]
g_pst[1-6]
g_rat[1-5]
g_skn[01-26]
g_tth[01-22]

* Free-Form [FF] (2)
g_cmt[1-5]
g_rel[01-16]

System 9: GENITO-URINARY SCREEN

1. Describe URINE / URINALYSIS (ACID, ALBUMIN, ALKALI, BLOOD, COLOR, DEPOSITS, MUCUS, PUS, SUGAR, etc.): (*include specific gravity < 1.010 or > 1.030*) u_urn[01-20]

COLLECTION DIRECTION: (when sugar in the urine is indicated)
DIABETES: Please put additional information on the ENDOCRINE screen

2. What is said about FREQUENCY of urination (micturition)?: u_frq[1-6]

3. Is urination / micturition sometimes (anytime) PAINFUL / DIFFICULT?: [Y/N] u_urdiff

4. Is a CATHETER used to void the urine?: [Y/N] u_cathtr

5. Is there TENDERNESS / PAIN / SENSITIVITY in the BLADDER, KIDNEYS (including back pain associated with kidneys), PROSTATE REGION, or URETHRA, etc.?: u_tnd[1-6]

6. Does claimant have NEPHRITIS (inflamed kidney) or PYELONEPHRITIS?: [Y/N] u_nphrts

7. Does claimant have CYSTITIS (INFLAMMATION of the bladder) / INFECTION of the bladder / CATARRH of the bladder?: [Y/N] u_cystts

8. Does claimant have BLADDER STONES / CALCULUS (CALCULI)?: [Y/N] u_calcul

9. Does claimant have URAEMIA?: [Y/N] u_uremia

10. Is there a URETHRAL STRICTURE or OBSTRUCTION?: [Y/N] u_strctr

11. What is said about PROSTATE ENLARGEMENT / PROSTATITIS?: (*NOT tenderness*)
u_prs[1-4]

12. What is said about the TESTES (other than hernia or injury/gsw)?: u_tst[01-18]

13. Genito-urinary / Bladder / Kidney RATING: (*specify which*) u_rat[1-4]

14. RELATED diseases CAUSING or RESULTING from genito-urinary disease: (*use qualifying words*)
u_rel10

15. Give additional comments regarding relative severity of condition or ability to do manual labor:
u_cmt

Variables Referenced

* Yes/No [YN] (7)	* Standardized [ST] (6)	* Free-Form [FF] (2)
u_calcul	u_frq[1-6]	u_cmt
u_cathtr	u_prs[1-4]	u_rel10
u_cystts	u_rat[1-4]	
u_nphrts	u_tnd[1-6]	
u_strctr	u_tst[01-18]	
u_urdiff	u_urn[01-20]	
u_uremia		

System 10: HERNIA MAIN SCREEN

**Note: The entire hernia screen may be accessed multiple times in order to accommodate more than one hernia.*

1. What KIND (location) of hernia / rupture does claimant have?: (*DO NOT record ring information*)
h_knd1[1-5] - h_knd2[1-4] - h_knd31 - h_knd41

2. Is the hernia classified as INFLAMED, IRREDUCIBLE, OBSTRUCTED, REDUCIBLE / RETURNABLE, RETAINABLE (with truss), STRANGULATED?:
h_cls1[1-7] - h_cls2[1-4] - h_cls3[1-3]

3. What is the SIZE of the tumor / mass?: h_siz1[1-6] - h_siz2[1-5] - h_siz3[1-2] - hsiz41

4. How LONG (LENGTH OF TIME) has claimant had hernia?:
h_lng1[1-3] - h_lng2[1-2]

[C/S] h_csln1[1-3] - h_csln2[1-2]

5. Is/Are HYDROCELE and/or VARICOCELE present?: [Y/N] h_var1 - h_var2 - h_var3

6. Does hernia ENTER (involve) the SCROTUM (TESTICLES or TESTICULAR SAC)?: [Y/N] h_scr1 - h_scr2 - h_scr3

7. Hernia / Hydrocele / Varicocele RATING: (*specify which*)
h_rat1[1-5] - h_rat2[1-3] - h_rat31

8. RELATED diseases CAUSING or RESULTING from hernia / hydrocele / varicocele: (*use qualifying words*)
h_rel1[01-11] - h_rel2[01-10] - h_rel3[01-04] - h_rel4[01-03]

9. Give additional comments regarding relative severity of condition or ability to do manual labor:
h_cmt1 - h_cmt2 - hcmt3

**Note: In questions 1-9, the first digit of the numerical suffix (1, 2, 3, 4, or 5) refers to which hernia contains the condition being described on a particular examination certificate. For instance, if h_knd1[1-5] contains INGUINAL, h_knd2[1-5] contains LEFT, and h_knd3[1-5]*

*contains FEMORAL, etc., then h_cls11, h_cls12, h_cls13, h_cls14, h_cls15, h_cls16, h_cls17, and h_cls18 refer to the inguinal hernia, h_cls2[1-8] refer to the left hernia, and h_cls3[1-8] refer to the femoral hernia, etc., on that certificate. (See the variable description in Section **VI**--VG 8.A--for an explanation of the second numerical suffix on question 1.) Also, in question 4, since it is in a shaded block with its corresponding C/S variable, the second numerical suffix for h_csln should be matched with the second numerical suffix for h_lng to determine the source information for h_lng. See Section **IX.B** for a fuller discussion of the variable naming conventions used in this dataset, and the logical relationships between variables.*

Variables Referenced

* Yes/No [YN] (2)
h_scr[1-3]
h_var[1-3]

* Claimant/Surgeon [CS] (1)
h_csln[1-2][1-3]

* Standardized [ST] (5)
h_cls[1-3][1-7]
h_knd[1-4][1-5]
h_lng[1-2][1-3]
h_rat[1-3][1-5]
h_siz[1-4][1-6]

* Free-Form [FF] (2)
h_cmt[1-3]
h_rel[1-4][01-11]

System 11: INFECTIOUS DISEASES & FEVERS SCREEN

**Note: The entire Infectious Diseases & Fevers screen may be accessed multiple times in order to accommodate separate infectious diseases.*

1. Which INFECTIOUS DISEASE or FEVER is reported?: i_fev1 - i_fev2 - i_fev3 - i_fev4

A. WHERE (geographic location) did claimant contract this disease?:
i_whr1[1-3] - i_whr21 - i_whr31

B. WHEN (including time of year) did claimant contract this disease?:
i_whn1[1-3] - i_whn2[1-2] - i_whn31 - i_whn41

2. Is claimant CURRENTLY suffering from this disease?: [Y/N] i_cur1 - i_cur2 - i_cur3 - i_cur4

3. What is/are the COMPLICATIONS, EFFECTS, SEVERITY of this disease?:
i_eff1[01-26] - i_eff2[01-24] - i_eff3[01-14] - i_eff4[01-06]

4. RATING for this disease: (*specify which disease or fever*)
i_rat1[1-4] - i_rat2[1-2] - i_rat31

5. RELATED diseases CAUSING or RESULTING from this infectious disease: (*use qualifying words*)
i_rel1[01-16] - i_rel2[01-09] - i_rel3[01-07] - i_rel4[01-03]

6. Give additional comments regarding relative severity of condition or ability to do manual labor:
i_cmt1 - i_cmt2 - i_cmt3

**Note: In questions 1A-6, the first digit of the numerical suffix (1, 2, 3, 4, or 5) refers to which infectious disease or fever contains the condition being described on a particular examination certificate. For instance, if i_fev1 contains MALARIA, i_fev2 contains TYPHOID, and i_fev3 contains FEVER, etc., then i_whr11 and i_whr12 refer to malaria, i_whr21 and i_whr22 refer to typhoid, and i_whr31 and i_whr32 refer to the fever, etc. on that certificate.*

Variables Referenced

* Yes/No [YN] (1)	* Standardized [ST] (4)	* Free-Form [FF] (3)
i_cur[1-4]	i_eff[1-4][01-26]	i_cmt[1-3]
	i_fev[1-4]	i_rel[1-4][01-16]
	i_rat[1-3][1-4]	i_whr[1-3][1-3]
	i_whn[1-4][1-3]	

System 12: INJURY / GSW SCREEN

*Note: *The entire Injury/GSW screen may be accessed multiple times in order to accommodate separate injuries.*

1. What CAUSED the injury?: w_cau1 - w_cau2 - w_cau3 - w_cau4 - w_cau5 - w_cau6 - w_cau7 - w_cau8

2. List the BODY PART / ORGAN affected by the injury / gunshot wound:
w_bdy1[1-9] - w_bdy2[1-9] - w_bdy3[1-4] - w_bdy4[1-5] - w_bdy5[1-2] - w_bdy6[1-3] - w_bdy71 - w_bdy81

3. Describe CURRENT COMPLICATIONS, DEFORMITIES, DISABILITIES, and/or IMPAIRED FUNCTIONALITY relating to the injury, including statements about pain and relative comparative measurements: (*Record both negative and positive info*) w_dis1[01-26] - w_dis2[01-26] - w_dis3[01-20] - w_dis4[01-26] - w_dis5[01-09] - w_dis6[01-10] - w_dis7[01-08] - w_dis8[01-04]

4. WHEN (time period) did the injury / gunshot wound occur?:
w_whn1[1-3] - w_whn2[1-2] - w_whn3[1-2] - w_whn4[1-2] - w_whn51 - w_whn61 - w_whn71

5. WHERE (geographic location) did the injury / gunshot wound occur?:
w_whr1[1-2] - w_whr21 - w_whr31 - w_whr41 - w_whr51 - w_whr61

6. Injury / Gunshot wound RATING: (*specify which*) w_rat1[1-8] - w_rat2[1-4] - w_rat3[1-5] - w_rat4[1-2]
w_rat51 - w_rat61 - w_rat71]

7. RELATED diseases CAUSING or RESULTING from injury / gunshot wound: (*use qualifying words*)
w_rel1[01-14] - w_rel2[01-14] - w_rel3[01-14] - w_rel4[01-14] - w_rel5[01-14] - w_rel6[01-13] - w_rel7[01-13] -w_rel8[01-13]

8. Give additional comments regarding relative severity of condition or ability to do manual labor:
w_cmt1[01-09] - w_cmt2[01-02] - w_cmt301 - w_cmt401

**Note: In questions 2-8, the first digit of the numerical suffix (1, 2, 3, 4, 5, 6, 7, 8, or 9) refers to which w_cau* variable contains the condition being described on a particular examination certificate. For instance, if w_cau1 contains GSW, w_cau2 contains FELL OVER LOG, and w_cau3 contains KICKED BY HORSE, etc., then w_bdy11, w_bdy12, w_bdy13, w_bdy14, w_bdy15, w_bdy16, w_bdy17, w_bdy18, and w_bdy19 refer to the gsw, w_bdy2[1-9] refer to the log accident, and w_bdy3[1-9] refer to horse accident, etc. on that certificate.*

Variables Referenced

* Standardized [ST] (5)	* Free-form [FF] (3)
w_bdy[1-8][1-9]	w_cmt[1-4][01-09]
w_cau[1-8]	w_rel[1-8][01-14]
w_dis[1-8][01-26]	w_whr[1-6][1-2]
w_rat[1-7][1-8]	
w_whn[1-7][1-3]	

System 13: LIVER, SPLEEN, GALLBLADDER SCREEN

1. Is the LIVER, SPLEEN, or GALLBLADDER mentioned? f_lvspg[1-3]

LIVER SCREEN

2. Is liver (hepatic dullness) ENLARGED, CONGESTED or PALPABLE?: (*liver is enlarged if it is below costal margin / rib cage; anything within the rib cage is normal*) [Y/N] l_enlarg

A. Describe possible ENLARGEMENT (ONLY if description is unclear): l_nlg[1-4]

3. Is liver PAINFUL (SENSITIVE, SORE, TENDER)?: [Y/N] l_pain

4. Is liver ATROPHIED, CONTRACTED, HARDENED, INDURATED, NECROTIC, or TORPID?: [Y/N] l_atrphy

5. Is there ASCITES or FLUID in the abdomen?: [Y/N] l_ascite

6. Is JAUNDICE, ICTERUS, YELLOWNESS of SKIN or EYES (CONJUNCTIVA) mentioned?: [Y/N] l_yellow

A. Is the urine unusually DARK?: (*amber is NOT unusually dark; anything described as DARK -- i.e. dark amber or dark yellow -- IS*) [Y/N] l_dkurin

7. What CAUSED liver disorder?: l_cau1

8. Liver RATING: l_rat[1-4]

9. RELATED diseases CAUSING or RESULTING from liver disease: (*use qualifying words*)
l_rel[01-11]

10. Give additional comments regarding relative severity of condition or ability to do manual labor:
l_cmt

SPLEEN SCREEN

2. Is spleen ENLARGED / PALPABLE?: (*spleen is enlarged if it is below the costal margin / rib cage; anything within the rib cage is normal*) [Y/N] s_enlarg

A. Describe possible ENLARGEMENT (ONLY if description is unclear): s_nlg[1-3]

3. Is spleen PAINFUL (SENSITIVE, SORE, TENDER)?: [Y/N] s_pain

4. Spleen RATING: s_rat[1-2]

5. RELATED diseases CAUSING or RESULTING from spleen disease: (*use qualifying words*)
s_rel[01-10]

6. Give additional comments regarding relative severity of condition or ability to do manual labor:
s_cmt

GALLBLADDER SCREEN

2. Is gallbladder PAINFUL (SENSITIVE, SORE, TENDER)?: [Y/N] z_pain

3. Gallbladder RATING: z_rat[1-2]

4. RELATED diseases CAUSING or RESULTING from gallbladder disease: (*use qualifying words*)
z_rel[1-8]

5. Give additional comments regarding relative severity of condition or ability to do manual labor:
z_cmt

**Note: Responses entered in f_lvspg[1-3] determined which sub-screen would be accessed; i.e., if LIVER was entered into either f_lvspg1, f_lvspg2, or f_lvspg3, the Liver sub-screen would be accessed. Similarly, if SPLEEN was entered into any of those three variables, the Spleen sub-screen would be accessed and if GALLBLADDER was entered, then the Gallbladder sub-screen would be accessed.*

Variables Referenced

* Yes/No [YN] (9)	* Standardized [ST] (7)	* Free-Form [FF] (6)
l_ascite	f_lvspg[1-3]	l_cmt
l_atrphy	l_cau1	l_rel[01-11]
l_dkurin	l_nlg[1-4]	s_cmt
l_enlarg	l_rat[1-4]	s_rel[01-10]
l_pain	s_nlg[1-3]	z_cmt
l_yellow	s_rat[1-2]	z_rel[1-8]
s_enlarg	z_rat[1-2]	
s_pain		
z_pain		

System 14: NEOPLASM/TUMOR SCREEN

**Note: The entire Neoplasm/Tumor screen may be accessed multiple times in order to accommodate separate tumors.*

1. Which CANCER (CARCINOMA), NEOPLASM, TUMOR (POLYP, -OMA, etc.) is described?: (*DO NOT include atheromas, hemorrhoids / piles, or hernias*) t_tmr1 - t_tmr2 - t_tmr3 - t_tmr4

A. What is said about CANCER / NEOPLASM / TUMOR?: t_dsc1[1-7] - t_dsc2[1-2] - t_dsc31 - t_dsc41

B. Is tumor (polyp, etc.) or neoplasm (cancer) thought to be MALIGNANT?: [Y/N] t_mal1 - t_mal2

2. Cancer / Neoplasm / Tumor RATING: (*specify which*) t_rat1[1-2] - t_rat21 - t_rat31

3. RELATED diseases CAUSING or RESULTING from cancer / neoplasm / tumor: (*use qualifying words*)
t_rel1[01-09] - t_rel2[01-04] - t_rel3[01-02]

4. Give additional comments regarding relative severity of condition or ability to do manual labor:

t_cmt11

**Note: In questions 1A-4, the first digit of the numerical suffix (1, 2, or 3) refers to which neoplasm or tumor contains the condition being described on a particular examination certificate. For instance, if t_tmr1 contains CARCINOMA, t_tmr2 contains NEOPLASM, and t_tmr3 contains LIPOMA, etc., then t_dsc11, t_dsc12, t_dsc13, t_dsc14, t_dsc15, t_dsc16, and t_dsc17 refer to the carcinoma, t_dsc2[1-7] refer to the neoplasm, and t_dsc3[1-7] refer to the lipoma, etc. on that certificate.*

Variables Referenced

* Yes/No [YN] (1)	* Standardized [ST] (2)	* Free-Form [FF] (3)
t_mal[1-2]	t_rat[1-3][1-2]	t_cmt11
	t_tmr[1-4]	t_dsc[1-4][1-7]
		t_rel[1-3][01-09]

System 15: NERVOUS SYSTEM SCREEN

1. Does claimant have trouble with BALANCE AT REST?: [Y/N] n_balnce

2. Does claimant have difficulty with BALANCE ON MOVEMENT / INCOORDINATION or ATAXIA (difficultykeeping BALANCE WHILE WALKING)?: [Y/N] n_incoor

3. Does claimant have APHASIA (difficulty SPEAKING)?: [Y/N] n_aphsia

4. Is there PALSY, PARALYSIS (-PLEGIA), PARESIS, or WEAKNESS?: [Y/N] n_parlys

A. What PART of the body is affected?: n_wpa[01-12]

5. Which of claimant's REFLEXES are affected?: n_rfl[1-8]

A. Are reflexes INCREASED / DECREASED?: n_rds[1-8]

B. Is the increase / decrease UNILATERAL (one side) or BILATERAL (both sides)?: n_rsd[1-6]

6. Does claimant have PARALYSIS AGITANS (PARKINSON'S DISEASE), TREMORS, or a TREMULOUS TONGUE?: [Y/N] n_tremor

7. Is there HYPERAESTHESIA or NEURALGIA?: n_nrg[01-18]

A. WHERE is the hyperaesthesia or neuralgia?: n_wne[01-18]

8. Is there SENSORY PARALYSIS (ANAESTHESIA, HYPAESTHESIA, NUMBNESS)?: [Y/N] n_sense

A. WHERE is the sensory paralysis?: n_wsp[01-12]

9. Does claimant suffer from attacks of VERTIGO or DIZZINESS?: [Y/N] n_vrtigo

10. Does claimant suffer from HEADACHES?: [Y/N] n_hedach

A. DESCRIBE headaches (FREQUENCY, LOCATION, SEVERITY): n_hds[1-8]

11. Is claimant ANXIOUS (EXCITABLE, IRRITABLE, NERVOUS, etc.)?: [Y/N] n_anxous

12. Does claimant experience ATTACKS, CONVULSIONS, EPILEPSY, FITS, SEIZURES, SPASMS, etc.?:
[Y/N] n_eplpsy

13. Is MEMORY LOSS present?: [Y/N] n_memlos

14. Describe indications of MENTAL ILLNESS and/or LOSS OF MENTAL POWER, including SENILITY:
n_mil[01-23]

15. What CAUSED the neurological (physical or mental) condition?: (*APOPLEXY, MULTIPLE SCLEROSIS, and STROKE should go here*) n_cau[1-5]

16. Does nervous (physical or mental) condition make claimant DEPENDENT on others for HELP?: [Y/N] n_depend

17. Central & Peripheral Nervous System RATING: n_rat[1-4]

18. RELATED diseases CAUSING or RESULTING from nervous system disorder: (*use qualifying words*)
n_rel[01-14]

19. Give additional comments regarding relative severity of condition or ability to do manual labor:
n_cmt[01-15]

**Note: In question 5, the digit of the numerical suffix (1, 2, 3, 4, 5, or 6) refers to which reflex is affected. Since questions 5A and 5B are in a shaded block with question 5, the numerical suffix for n_rfl (1-6) should be matched with the numerical suffix for n_rds and n_rsd to know the intensity and area of each affected reflex. Similarly, in question 7, the digit of the numerical suffix (1, 2, 3, 4, 5, 6, 7, or 8) refers to which hyperaesthesia or neuralgia designation is being described. Since question 7A is in a shaded block with question 7, the numerical suffix for n_nrg (1-8) should be matched with the numerical suffix for n_wne to know which body parts have neuralgia and/or hyperaesthesia.*

Variables Referenced

* Yes/No [YN] (12)	* Standardized [ST] (11)	* Free-Form [FF] (2)
n_anxous	n_cau[1-5]	n_cmt[01-15]
n_aphsia	n_hds[1-8]	n_rel[01-14]
n_balnce	n_mil[01-23]	
n_depend	n_nrg[1-18]	
n_eplpsy	n_rat[1-4]	
n_hedach	n_rds[1-8]	
n_incoor	n_rfl[1-8]	
n_memlos	n_rsd[1-6]	
n_parlys	n_wne[1-18]	
n_sense	n_wsp[01-12]	
n_tremor	n_wpa[01-12]	
n_vrtigo		

System 16: RECTUM/HEMORRHOIDS (PILES) SCREEN

1. Does claimant have HEMORRHOIDS / PILES or ENLARGED (ENGORGED, TORTUOUS) rectal veins (vessels, masses, tumors)?: [Y/N] m_hmrrhd

A. Are hemorrhoids ULCERATED (EXCORIATED, FISSURED)?: [Y/N] m_hulcrt

B. Are hemorrhoids BLEEDING?: [Y/N] m_hbleed

C. Are hemorrhoids PROLAPSED / PROTRUDING?: [Y/N] m_hprlps

D. Are hemorrhoids TENDER (BURNING, CONGESTED, CONTAINING PUS, INFLAMED, PAINFUL, SORE, SWOLLEN)?: [Y/N] m_htnder

2. Is rectum (anus, bowels) ABNORMAL / IRRITATED?: [Y/N] m_rectum

A. Is rectum ULCERATED (EXCORIATED, FISSURED)?: [Y/N] m_rulcrt

B. Is rectum BLEEDING?: [Y/N] m_rbleed

C. Is rectum PROLAPSED / PROTRUDING?: [Y/N] m_rprlps

D. Is rectum TENDER (BURNING, CONGESTED, ENGORGED, EXUDING PUS, INFLAMED, PAINFUL, PROCTITIS, RECTITIS, SORE)?: [Y/N] m_rtnder

3. Is anal sphincter SCARRED (CICATRICED, CONSTRICTED)?: [Y/N] m_spscar

4. Is anal sphincter ENLARGED / LOOSE / PATULOUS / RELAXED?: [Y/N] m_sploos

5. Are there rectal FISTULAS?: [Y/N] m_fstula

6. Does claimant have PRURITUS ANI (ITCHING)?: [Y/N] m_prurts

7. Disease of the Rectum (including hemorrhoids) RATING: m_rat[1-4]

8. RELATED diseases CAUSING or RESULTING from disease of rectum: (*use qualifying words*) m_rel[01-14]

9. Give additional comments regarding relative severity of condition or ability to do manual labor: m_cmt[1-8]

Variables Referenced

* Yes/No [YN] (14)
m_fstula
m_hbleed
m_hmrrhd
m_hprlps
m_htnder
m_hulcrt
m_prurts
m_rbleed
m_rectum
m_rprlps
m_rtnder
m_rulcrt
m_sploos
m_spscar

* Standardized [ST] (1)
m_rat[1-4]

* Free-Form [FF] (2)
m_cmt[1-8]
m_rel[01-14]

System 17: RESPIRATORY SCREEN

1. Where in the UPPER respiratory tract (fauces, larynx, nares, nose, pharynx, resp. membranes, throat) does claimant have INFLAMMATION (-ITIS, CATARRH, ENLARGEMENT, SORENESS)?:
p_urs[01-26]

2. Is there lung DULLNESS on percussion, CONSOLIDATION, HEPATIZATION?: [Y/N] p_dull

DULLNESS INFORMATION
A. Where does DULLNESS / CONSOLIDATION / HEPATIZATION occur?: pd_wh[01-07]

3. Which respiratory SOUNDS (CREPITUS, RALES, RESPIRATORY / VESICULAR MURMUR, TUBULAR / BRONCHIAL BREATHING, INCREASED / DECREASED vocal fremitus, or RONCHAE) are present?: p_snd[01-14]

4. Does claimant have a COUGH or EXPECTORATION?: [Y/N] p_cough

COUGH INFORMATION
A. DESCRIBE cough / expectoration (BLOOD/HEMOPTYSIS, DRY, PRODUCTIVE, etc.): pc_ds[1-8]

B. What is said about DURATION or FREQUENCY of cough?: pc_fr[1-6]

5. Which of the following BREATHING SIGNS of respiratory disease are present: APNEA, CONGESTION, DYSPNOEA (SHORTNESS OF BREATH), IMPAIRED BREATHING, etc.?:
p_bre1 - p_bre2 - p_bre3 - p_bre4 - p_bre5 - p_bre6 - p_bre7 - p_bre8

DURATION/PATTERN INFO
A. What is said about DURATION (frequency) or PATTERN of current problem?:
pb_frq1[1-4] - pb_frq2[1-5] - pb_frq3[1-3]- pb_frq4[1-2] - pb_frq51 - pb_frq61

6. Which LOWER respiratory DISEASE is mentioned: ASTHMA, BRONCHITIS, CATARRH, EMPHYSEMA, PLEURITIS, PNEUMONIA, TUBERCULOSIS / CONSUMPTION, etc.?:
p_lrs1 - p_lrs2 - p_lrs3 - p_lrs4 - p_lrs5 - p_lrs6 - p_lrs7

DURATION/PATTERN INFO
A. What is said about DURATION (frequency) or PATTERN of current problem?:
pl_frq1[1-6] - pl_frq2[1-3] - pl_frq3[1-3]- pl_frq4[1-2] - pl_frq5[1-2]

7. Is claimant PIGEON / CHICKEN-BREASTED (Pectus Carinatum)?: [Y/N] p_pctcar

8. Is the chest SUNKEN, DEPRESSED, EXCAVATED (Pectus Excavatum)?: [Y/N] p_pctexc

9. Are chest MEASUREMENTS given?: [Y/N] p_measur

MEASUREMENT INFORMATION
Chest Measurements:
At Expiration: pm_expir **At Rest:** pm_rest **At Inspiration:** pm_insp
Unspecified: pm_unsp1 **Unspecified:** pm_unsp2 **Unspecified:** pm_unsp3

10. Respiratory RATING: p_rat[1-6]

11. RELATED diseases CAUSING or RESULTING from respiratory ailment: (*use qualifying words*)
p_rel[01-16]

12. Give additional comments regarding relative severity of condition or ability to do manual labor:
p_cmt[1-6]

**Note: In question 5A, the first digit of the numerical suffix (1, 2, 3, 4, 5, 6, 7, or 8) refers to which breathing sign in question 5 is the one being described on a particular examination certificate. For instance, if p_bre1 contains DYSPNEA, p_bre2 contains CONGESTION, and p_bre3 contains ASTHMATIC BREATHING, etc., then pb_frq11, pb_frq12, pb_frq13, pb_frq14, pb_frq15, and pb_frq16 refer to the dyspnea, pb_frq2[1-6] refer to the congestion, and pb_frq3[1-6] refer to the asthmatic breathing, etc. Similarly in question 6A, the first digit of the numerical suffix (1, 2, 3, 4, 5, 6, 7, or 8) refers to which lower respiratory disease in question 6 is the one being described on a particular examination certificate. For instance, if p_lrs1 contains BRONCHITIS, p_lrs2 contains PNEUMONIA, and p_lrs3 contains PHTHISIS, etc., then pl_frq11, pl_frq12, pl_frq13, pl_frq14, pl_frq15, and pl_frq16 refer to the bronchitis, pl_frq2[1-6] refer to the pneumonia, and pl_frq3[1-6] refer to the phthisis, etc.*

Variables Referenced

* Yes/No [YN] (5)
p_cough
p_dull
p_measur
p_pctcar
p_pctexc

* Coded [CD] (4)
pm_expir
pm_insp
pm_rest
pm_unsp[1-3]

* Standardized [ST] (10)
p_bre[1-8]
p_lrs[1-7]
p_rat[1-6]
p_snd[01-14]
p_urs[01-26]
pb_frq[1-6][1-5]
pc_ds[1-8]
pc_fr[1-6]
pd_wh[01-07]
pl_frq[1-5][1-6]

* Free-Form [FF] (2)
p_cmt[1-6]
p_rel[01-16]

System 18: RHEUMATISM/MUSCULO-SKELETAL SCREEN

1. WHERE (back, extremities, shoulders, etc.) on body is problem manifest?: r_whr01 - r_whr02 - r_whr03 - r_whr04 - r_whr05 - r_whr06 - r_whr07 - r_whr08 - r_whr09 - r_whr10 - r_whr11 - r_whr12 - r_whr13 - r_whr14 -r_whr15 - r_whr16 - r_whr17 - r_whr18 - r_whr19 - r_whr20 - r_whr21

RHEUMATISM INDICATORS

A. Is there PAIN/TENDERNESS in this region?: (*lumbago is back pain*) [Y/N] ri_pn01 - ri_pn02 - ri_pn03 - ri_pn04 - ri_pn05 - ri_pn06 - ri_pn07 - ri_pn08 - ri_pn09 - ri_pn10 - ri_pn11 - ri_pn12 - ri_pn13 - ri_pn14 - ri_pn15 - ri_pn16 - ri_pn17 - ri_pn18 - ri_pn19 - ri_pn20

B. Is there ENLARGEMENT, SWELLING, or THICKENING?: [Y/N] ri_sw01 - ri_sw02 - ri_sw03 - ri_sw04 - ri_sw05 -ri_sw06 - ri_sw07 - ri_sw08 - ri_sw09 - ri_sw10 - ri_sw11 - ri_sw12 - ri_sw13 - ri_sw14 - ri_sw15 - ri_sw16 - ri_sw17 - ri_sw18 - ri_sw19 - ri_sw20 - ri_sw21

C. Is there CRACKLING or CREPITATION of the joints, muscles, etc.?: [Y/N] ri_cr01 - ri_cr02 - ri_cr03 - ri_cr04 - ri_cr05 - ri_cr06 - ri_cr07 - ri_cr08 - ri_cr09 - ri_cr10 - ri_cr11 - ri_cr12 - ri_cr13 - ri_cr14 - ri_cr15 - ri_cr16 - ri_cr17

D. Is there associated muscular ATROPHY (WASTING) or WEAKNESS?: [Y/N] ri_at01 - ri_at02 - ri_at03 - ri_at04 - ri_at05 - ri_at06 - ri_at07 - ri_at08 - ri_at09 - ri_at10 - ri_at11 - ri_at12 - ri_at13 - ri_at14 - ri_at15 - ri_at16 - ri_at17 - ri_at18 - ri_at19 - ri_at20

E. What is the SEVERITY of motion restriction (limitation) including stiffness and ankylosis?: (*specify "BY" or "TO"*) ri_rs1[01-19] - ri_rs2[01-12] - ri_rs3[01-10] - ri_rs4[01-09] - ri_rs5[01-09] - ri_rs6[01-09] - ri_rs7[01-11] - ri_rs8[01-06] - ri_rs9[01-08] - ri_rsa[01-05] - ri_rsb[01-05] - ri_rsc[01-05] - ri_rsd[01-04] - ri_rse[01-04] - ri_rsf[01-04] - ri_rsg[01-06] - ri_rsh[01-02] - ri_rsi[01-03] - ri_rsj[01-02] - ri_rsk[01-04]

2. Is there SCIATICA?: [Y/N] r_sctica

3. Describe any SPINAL CURVATURE or other DEFORMITY (KYPHOSIS, SCOLIOSIS, etc.): r_spn[1-8]

4. Rheumatism / Musculo-Skeletal RATING: r_rat[1-4]

5. RELATED diseases CAUSING or RESULTING from rheumatism or musculo-skeletal problem: (*use qualifying words*) r_rel[01-16]

6. Give additional comments regarding relative severity of condition or ability to do manual labor: r_cmt

**Note: In questions 1A-1E, the first two digits of the numerical suffix (01, 02, 03, 04, 05, 06, 07, 08, 09, 10, 11, 12, 13, 14, 15, 16, 17, 18, 19, 20, 21, 22, 23, 24, or 25) refer to which body part has the condition being described on a particular examination certificate. For instance, if r_whr01 contains L SHOULDER, r_whr02 contains R HIP, and r_whr03 contains R KNEE, etc., then ri_pn01 refers to the l shoulder, ri_pn02 refers to the r hip, and ri_pn03 refers to the r knee, etc. on that certificate. Because of variable name length restrictions, the variables in question 1E use letters after 9 for these suffixes; i.e. ri_rs1[01-15] correspond with r_whr01, ri_rs9[01-15] correspond with r_whr09, ri_rsa[01-15] correspond to r_whr10, ri_rsb[01-15] correspond to r_whr11, and ri_rsp[01-15] correspond to r_whr25, etc.*

Variables Referenced

* Yes/No [YN] (5)	* Standardized [ST] (4)	* Free-Form [FF] (2)
r_sctica	r_rat[1-4]	r_cmt
ri_at[01-20]	r_spn[1-8]	r_rel[01-16]
ri_cr[01-17]	r_whr[01-21]	
ri_pn[01-20]	ri_rs[1-k][01-19]	
ri_sw[01-221]		

System 19: VARICOSE VEINS SCREEN

(*DO NOT record LOCATION or SIZE of the varicose veins; varicose veins other than those in legs go on the injury screen*)

1. Are varicose veins (varix) present in the LOWER EXTREMITIES?: [Y/N] v_veins

2. Have the varicose veins caused skin problems such as ACUTE ULCERS, DERMATITIS, ECZEMA, RUPTURES, or ULCERATIONS?: [Y/N] v_sknprb

3. Is there evidence of CHRONIC SCARRING or THICKENING?: [Y/N] v_scar

4. Have the varicose veins caused BROWN SPOTS, DISCOLORATION, or HYPERPIGMENTATION?: [Y/N] v_discol

5. Is there OEDEMA (EDEMA, PITTING OEDEMA) or SWELLING of the lower extremities?: [Y/N] v_oedema

6. Is there CYANOSIS (bluing) of the feet or lower extremities?: [Y/N] v_cyanos

7. Are there indications of resulting PAIN, SORENESS, SENSITIVITY, TORTUOUSNESS, etc.?: [Y/N] v_pain

8. Are there indications of IMPAIRED / IMPEDED MOTION or LAMENESS associated with the varicose veins?: [Y/N] v_impmot

9. Varicose Veins RATING: v_rat[1-4]

10. RELATED diseases CAUSING or RESULTING from varicose veins: (*use qualifying words*)
v_rel[1-9]

11. Give additional comments regarding relative severity of condition or ability to do manual labor:
v_cmt

Variables Referenced

* Yes/No [YN] (8)	* Standardized [ST] (1)	* Free-Form [FF] (2)
v_cyanos	v_rat[1-4]	v_cmt
v_discol		v_rel[1-9]
v_impmot		
v_oedema		
v_pain		
v_scar		
v_sknprb		
v_veins		

System 20: NORMAL (HEALTHY) SCREEN

1. NORMAL (organs / systems): o_nrm[01-13]

2. BODY PART MEASUREMENTS (normal / healthy, circumferences):
o_mea[01-36]

Variables Referenced

* Standardized [ST] (2)
o_mea[01-36]
o_nrm[01-13]

System 21: EXTRA INFORMATION SCREEN

**Note: The entire Extra Information screen may be accessed multiple times in order to accommodate separate pieces of information.*

1. Extra Info: x_ext1[1-4] - x_ext2[1-4] - x_ext3[1-4] - x_ext4[1-3]

**Note: Information was entered into the extra variables verbatim from the certificates. These variables should be read together as one string in the following order: x_ext11, x_ext21, x_ext31, x_ext41, x_ext12, x_ext22, x_ext32, x_ext42, x_ext13, x_ext23, etc.*

Variables Referenced

* Free-Form [FF] (1)
x_ext[1-4][1-4]

V: Analysis of Inputting Error

A. Introduction

This section examines how errors are calculated in the *de novo* comparisons discussed in Section **II.D.2**. The different types of errors that are calculated are discussed in detail, and error rates are provided for all the states in this submission. Note, however, that the *de novo* calculations are done before final frequency checking of the data (see Section **II.D**), in which most of the errors that would affect the data are corrected.

B. Definitions of Inputting Error

1. Reported Errors

There are four types of errors that are routinely calculated and reported in the analysis of error rates below. They are classified as follows:

a. *Incorrect Entries.* This type of error includes a wide variety of mistakes, such as entering information in the wrong field or on the wrong screen, entering information that should not be input at all, breaking up information that could be entered as one answer or entering as one answer information that should be broken into two or three answers. Other incorrect entries include misreading a word on the certificate. Like the errors of omission (see below), these errors are usually random and result primarily from the difficulty of reading the certificates. Examples of information incorrectly input:

i. Unspecified heart rate of 108 input on the "after exercise" field.

ii. GENERAL LAMENESS entered instead of SEVERE LAMENESS.

iii. NO VENEREAL DISEASE entered on Genito-Urinary screen; it should be entered on the Infectious Diseases screen.

iv. SPINE TENDER entered on rheumatism when the surgeon indicated it was an injury.

b. *Omission Errors*. Errors of omission are random and are the result of an inputter inadvertently skipping over information while reading the certificate. Often it is negative information that is omitted. Examples of negative information omitted:

i. Hernia Screen, NO EVIDENCE OF HERNIA

ii. Injury Screen, NO DEFORMITY

Examples of other information omitted:

iii. Heart Screen, RHYTHM IRREGULAR

iv. Ear Screen, EAR DRUMS PERFORATED

v. Date and place of injury, 1863, GETTYSBURG

vi. Birthplace, EDINBORO, PA

vii. Respiratory Screen, CHEST MEASUREMENTS 35, 34, 38

c. *Numerical Errors.* Most numerical errors occur on the entry screen, particularly with dates, pulse rates, and respiration rates. These errors usually result from misreading a number; for example reading 1/5 LOSS OF GRIP instead of 1/3.

d. *Rating Errors.* Rating errors are errors in the rating question (***_rat**) on each disease screen (for an explanation of the rating question, see Section **VI.A.2.b**). Sometimes ratings are omitted; this occurs most often when the rating is 0 or NO RATING. Other problems occur when a total rating is entered as a specific disease rating or vice-versa. Rating errors also include incorrect ratings, such as 2/18 instead of 3/18.

2. Unreported Errors

The following two types of errors are not reported because they do not reflect lost or incorrect data. They are tracked and corrected, however.

a. *Spelling Errors.* Most errors in spelling occurred because of the difficulty of reading the certificates, especially involving town names and unusual words. Some of these errors are corrected in the process of checking the *de novo* sample. Most of the spelling errors, however, are corrected in the extensive data cleaning process which takes place at the Center for Population Economics (CPE) at the University of Chicago.

b. *Linking Errors.* Linking errors always involve the related diseases question (***_rel**) on each disease screen (for an explanation of the related diseases question, see Section **VI.A.2.c**). There are two possibilities for error here. The first is in connecting two diseases that should not be connected. The second, and more common, error is failing to connect diseases that are rated together, particularly when they are linked by an aggregate or total rating, or failing to connect diseases that have a cause/effect relationship. Other linking errors occur in not linking to the correct screen or omitting a link. Note that because linkages involve at least two screens, if there is a linking error on one screen, there is usually also a linking error on another screen. Therefore, two errors are counted (one for each screen), which makes this error rate seem higher than it actually is. Examples of linking errors include:

i. RHEUMATISM, IMPAIRED VISION, and GENERAL DEBILITY are rated together with an aggregate rating. In this case all three diseases should be linked together in this field; the inputter links RHEUMATISM and GENERAL DEBILITY to each other, but not to the EYE.

ii. RATED WITH DIARRHEA is entered in the related diseases question on the Diarrhea screen when it should be RATED WITH RECTUM.

C. Error Analysis

Table V.1 reports the results of the *de novo* error checking based upon a 10 percent double entry for the states of Ohio, Pennsylvania, and New York, and a 5 percent double entry for the rest of the states in the sample. Double entry for these states results in over 330,000 variable values to be compared and checked against the actual inputting. 6.9% of these values have one of the four types of errors.

Analysis of the results in Table **V.1** suggests that inputting errors in the dataset are random, and will not introduce a systematic bias into the dataset. The most common errors, comprising 60% of the total errors observed, consist of "Omission Errors." In most cases, these errors involve the loss of "negative information" or of descriptors or adjectives of a condition, not the loss of the condition itself. In the majority of such cases, the loss is remedied by information taken from subsequent certificates. The next largest category, "Entry Errors," makes up almost 35% of the observed errors. These errors result largely from difficulty in reading the certificates and include entry of information into the wrong screen or incorrect division or combination of adjectives. The information is not necessarily lost and again typically would be remedied by information from subsequent certificates. Potentially the most serious errors, "Rating and Numerical Errors," constitute only 6 to 8% of the total observed error rate of 3.8 to 9.4%.

The *de novo* errors are calculated before all of the data are subjected to the frequency checks. Therefore, the majority of the entry, rating, and numerical errors can be found and corrected during this final check before the data are sent to Chicago for processing.

Table V.1

Inputting Errors by State
(States listed in order of collection.)

State	Total Variables	Total Errors	Error %	Entry Errors	%	Omission Errors	%	Number Errors	%	Rating Errors	%
Ohio	76901	7207	**9.4%**	2407	3.1%	4445	5.8%	158	0.2%	197	0.3%
Pennsylvania	62909	4151	**6.6%**	1413	2.2%	2463	3.9%	110	0.2%	165	0.3%
New York	93309	5795	**6.2%**	1714	1.8%	3613	3.9%	211	0.2%	257	0.3%
Illinois	40034	2196	**5.5%**	752	1.9%	1274	3.2%	79	0.2%	68	0.2%
Michigan	17356	841	**4.8%**	303	1.7%	479	2.8%	29	0.2%	30	0.2%
Massachusetts	4042	154	**3.8%**	54	1.3%	88	2.2%	6	0.1%	6	0.1%
Connecticut	3776	185	**4.9%**	62	1.6%	111	2.9%	8	0.2%	4	0.1%
Vermont	4785	204	**4.3%**	49	1.0%	144	3.0%	3	0.1%	8	0.2%
New Hampshire	5588	238	**4.3%**	72	1.3%	145	2.6%	5	0.1%	16	0.3%
Maine	7606	518	**6.8%**	172	2.3%	312	4.1%	15	0.2%	19	0.2%

Analysis of Inputting Error

State	Total Variables	Total Errors	Error %	Entry Errors	%	Omission Errors	%	Number Errors	%	Rating Errors	%
Delaware	3324	262	**7.9%**	103	3.1%	147	4.4%	4	0.1%	8	0.2%
District of Columbia	666	48	**7.2%**	18	2.7%	26	3.9%	3	0.5%	1	0.2%
Kentucky	9987	819	**8.2%**	309	3.1%	469	4.7%	11	0.1%	30	0.3%
Maryland	3080	168	**5.5%**	60	1.9%	94	3.1%	6	0.2%	8	0.3%
West Virginia	4406	305	**6.9%**	121	2.7%	166	3.8%	11	0.2%	7	0.2%
New Jersey	3310	235	**7.1%**	73	2.2%	133	4.0%	5	0.2%	24	0.7%
Iowa	15274	1039	**6.8%**	371	2.4%	582	3.8%	22	0.1%	64	0.4%
Kansas	1955	114	**5.8%**	41	2.1%	60	3.1%	2	0.1%	11	0.6%
Missouri	8215	473	**5.8%**	199	2.4%	236	2.9%	12	0.1%	26	0.3%
Minnesota	2936	200	**6.8%**	86	2.9%	109	3.7%	2	0.1%	3	0.1%
California	1831	145	**7.9%**	67	3.7%	69	3.8%	2	0.1%	7	0.4%
New Mexico	276	16	**5.8%**	6	2.2%	10	3.6%	0	0.0%	0	0.0%
Indiana	21415	1378	**6.4%**	543	2.5%	754	3.5%	28	0.1%	53	0.2%
Wisconsin	13684	742	**5.4%**	257	1.9%	432	3.2%	14	0.1%	39	0.3%
TOTAL	**406665**	**27433**	**6.7%**	**9252**	**2.3%**	**16361**	**4.0%**	**746**	**0.2%**	**1051**	**0.3%**
Percent of Total Errors					33.7%		59.6%		2.7%		3.8%

VI. Dataset Contents and Variable Descriptions

This section contains an overview of the contents of the "Surgeons' Certificates" dataset, along with detailed descriptions of its major variable groups. Subsection **A** provides general information of relevance to the entire dataset, while subsection **B** contains detailed explanations of the form and content of specific variables. It is suggested that the novice user read this entire section before accessing the dataset, so as to gain a broad understanding of its contents (and possibilities). Additional suggestions for using the dataset can be found in Section **IX**. Further information on some variables may be found in Section **IV**, which provides facsimiles of the data collection screens used in the inputting phase of this project, and gives some idea of how the variables are inter-related.

A. General Information

The primary structural component of the "Surgeons' Certificates" dataset is the "disease screen," annotated copies of which are found in Section **IV**. The 21 disease screens, which are listed below, have a dual purpose. First, they serve as templates in the data inputting process providing inputters with a natural system for recording all the information on a given certificate. This system allows inputters to access various screens as needed, recording information while proceeding through a certificate.

Second, the disease screens serve as the fundamental structure for data organization for the user. This structure is indicated by the following naming scheme. The variables in a given screen all have names which begin with the same identifying character. For example, all the genito-urinary variables begin with the prefix **u_**, such as **u_frq** or **u_tst**. Some of the individual screens are sub-screens, which ask more specific questions about certain conditions. These sub-screens are accessed only if key questions are answered in a predetermined way. For example, if a positive answer is recorded in the question "Are there murmurs?" further questions about the murmurs become available. If, however, the answer is negative or left blank, those questions do not appear. The variable names in the sub-screens begin with a two-character code. The first letter is the same as the main disease screen and the second letter identifies the sub-screen. For example, all variables on the "oedema" cardiovascular sub-screen begin with **co_**, and variables in the "murmur" sub-screen begin **cm_**. The name of the variable identifying where edema is located, for example, is **co_whr**. The identifying characters are given in the table below, which also includes the variable group number (VG #) of the main screens. These numbers also correspond to the screens in Section **IV**.

VG #	Disease screen	Identifying
1	Entry/Recruit Information	a_
2	Cardiovascular	c_
3	Diarrhea	d_
4	Ear Diseases	e_
5	Endocrine Disease	k_
6	Eye Disorders	y_
7	Gastrointestinal	g_
8	General Appearance	g_
9	Genito-Urinary	u_
10	Hernia	h_
11	Infectious Disease and Fevers	i_
12	Injury/GSW	w_
13	Liver	f_, l_
	Spleen	f_, s_
	Gallbladder	f_, z_
VG #	**Disease screen**	**Identifying**
14	Neoplasm/Tumor	t_

15	Nervous System	n_
16	Rectum/Hemorrhoids	m_
17	Respiratory	p_
18	Rheumatism/Musculo-skeletal	r_
19	Varicose Veins	v_
20	Normal	o_
21	Extra Information	x_

1. Variable Types

There are five basic types of variables in this data collection. They are defined as follows:

a. Binary Character Variables

i. *Y/N variables* include many of the most important variables in the dataset. These are variables containing only Y (yes) or N (no). For example, if the certificate mentions ENLARGEMENT or HYPERTROPHY of the heart, Y is recorded in **c_enlarg**. If the certificate includes the statement NO ENLARGEMENT OF THE HEART, N is recorded in that variable. If no mention of enlargement is made, the variable is left blank.

The Y/N variables necessarily restrict the amount of information available from the examination certificate, but the advantage is increased functionality of the dataset. In the design of the data collection screens, the *EI* medical experts made judgements about which variables should be recorded with all the detail available on the certificates and which could be condensed into simple binary variables. The data on hemorrhoids, for example, reveals the advantage of this approach. The examining physicians frequently made detailed descriptions about the size, number, and location of hemorrhoids. The medical experts determined that most of this information is irrelevant for research purposes. The disease screen captured in simple Y/N variables the information that is essential: whether or not there were hemorrhoids and whether or not they were bleeding, prolapsed, or painful.

In addition, many of the Y/N variables control the flow of the input software by serving as gateways into disease sub-screens. For instance, when an inputter enters Y into the **c_murmur** variable (which indicates the mention of a murmur), he or she then has access to more specific questions about the murmur. These relationships can be seen on the templates of the screens in Section **IV**.

ii. *C/S Variables* refer to whether the information was provided by the claimant (C) or the examining surgeon (S). The C/S variables indicate the few cases where information in the disease variables is found only in the claimant's statement. This includes, for example, descriptions of how long a claimant had diarrhea and how often attacks lasted. When both the claimant and the surgeon provided the same information, an S is recorded. If the surgeon and claimant provided conflicting information, the surgeon's comments are given precedence. The complete statement of the claimant is recorded in the variable **a_clst**.

b. Alpha-numeric Strings

iii. *Coded Variables* are those variables which are standardized to a set of codes; examples of such variables are state and military rank. The codes for these variables are found in Section **VII**, and may include both numbers and letters as values. Coded variables also include the relatively few variables where the values are either primarily or exclusively numeric, such as age or weight. To determine whether the variable is stored electronically in character or numeric form, refer to the ascii file layout table in Section **X**.

iv. *Standardized Variables* are those character variables where only certain types of values are possible. When values are entered, they are matched against the inputting software's Auxiliary File, which contain pre-specified lists of appropriate responses. For the Standardized version of this data set (yet to be released), these data are further standardized and categorized to be of greater usefulness to the user. A complete description of the standardization and classification scheme will be given in Section **VIII** of the *Data User's Manual* for that dataset. For this submission, the Standardized Variables should be treated as Free-form Variables (see below). They are labeled as Standardized to show users which variables will be standardized for the Standardized version of the dataset.

v. *Free-form Variables* consist of phrases that are recorded verbatim from the surgeons' certificates (although sometimes abbreviations are spelled out to avoid confusion). These are relevant comments that may be of importance but do not fit into the standard variables. This category also includes variables such as names and places of residence, for which no standardization is possible.

In the variable descriptions that follow, each variable discussed contains an identifier indicating which type of variable it is. The abbreviations used are as follows:

1. Y/N variables: [YN]
2. C/S variables: [CS]
3. Coded variables: [CD]
4. Standardized variables: [ST]
5. Free-form variables: [FF]

2. Some Standard Collection Procedures and Conventions

Several standard collection procedures are applied to a wide number of variables. They are discussed briefly in the following paragraphs. Throughout the remainder of this section, certain conventions are followed. Variable names are always presented in bold type with their numerical suffixes when applicable. The suffixes refer to how many instances of the same variable occur on the same certificate. A complete list of these suffixes is found in Section **IV**, Section **X**, and the Indexes of Variables (Sections **XIII** and **XIV**). For more information on variable naming conventions and suffixes, please refer to Section **IX**. Text that appears in capital letters refers to examples of actual values that occur on the surgeons' certificates or values that are recorded in the variables.

a. Past Diseases

Occasionally, the examining surgeons described old conditions which did not affect the claimant at the time of examination. This information is collected only when the claimant still experienced the effects of the previous condition at the time of examination; however, in some cases this information may be recorded in the additional comments variables (see below). The only exception is in the Infectious Diseases and Fevers variables, where previous diseases are recorded in the variable **i_fev** (which infectious disease/fever) with the variable **i_cur** (currently suffering from disease) indicating whether or not the disease was present at the time of the exam.

b. Disease Ratings (***_rat**)

Each disease/system grouping has a standard ratings variable. This variable records the amount of money or fraction of the total pension amount which the examining surgeons deemed the condition to be worth. When a rating for a particular disease is given on a surgeon's certificate, it is recorded verbatim in the

variable ***_rat** (rating) for the appropriate disease screen. Ratings occur as fractions (1/2), dollar amounts ($12), and character strings (TOTAL 3RD GRADE).

In some cases the rating represents a combined rating for multiple conditions. For these cases, the rating is recorded in the ***_rat** variable for the most prominent disease and linked to the other conditions in the variable ***_rel** (related diseases). If the rating includes all disabilities mentioned in the examination, it is recorded in the variable **a_totrat** (total rating). When several diseases are given a total or aggregate rating, SEE TOTAL is recorded in the ***_rat** variable for one of the diseases, and all the diseases included in the total rating are linked in the ***_rel** variables. Therefore, in order to determine severity of conditions based on ratings, both the ***_rat** and ***_rel** variables must be used.

Note that the ratings are classified as ST variables, but because of the complexity of the ratings, the standardization has not yet been completed. In this submission, they should be treated as FF variables. Future submissions of this data set will include this standardization so that the ratings can be used as severity indicators.

c. Related Diseases (***_rel**)

Each disease/system grouping has a standard related diseases variable. The information in these variables may refer to the combined ratings described above under Disease Ratings; in this case, the observations are in the form DISEASE RATED WITH DISEASE. For example, if an injury is rated with varicose veins, the observation in **w_rel** (diseases related to injury) is INJURY RATED WITH VARICOSE VEINS. The same information is found in **v_rel**, the corresponding variable for varicose veins.

Other observations in these variables show cause/effect relationships between diseases. If a surgeon's certificate states that the claimant's heart disease was caused by rheumatism, it is recorded in **c_rel** as HEART DISEASE RESULTING FROM RHEUMATISM. In **r_rel**, the corresponding variable for rheumatism, the information is recorded as RHEUMATISM CAUSING HEART DISEASE. Note that cause/effect relationships are not always stated on the certificates; they are only recorded when specifically stated.

d. Additional Comments (***_cmt**)

Each disease/system grouping has a standard variable ***_cmt** containing related information not recorded in specific variables. Inputters record in these variables only information that is significant but not collected in other variables. Information in these variables is preceded by a code referring to the related variable in each particular system. These codes consist of the variable name minus the identifying prefix and the numerical suffixes and are listed in Section **VII**, Table 12. Comments that are general to the screen or do not correlate to any variables on the screen are designated with (CMT).

B. Information on Individual Disease Screens and Variables

The following sections contain detailed descriptions of the variables as they are grouped on the disease screens. For further clarification, see Section **IV**, which contains complete templates of the disease screens. Also, a complete list of descriptive variable labels is provided in Section **X**.

---

1. Entry/Recruit Information **(a_*)**

Information for the variables on the entry screen is found at the beginning of the examination certificates. Because the certificate's form changed through time, whether or not the information for a variable is present depends on the form used (see Section **III** for samples of the different certificates). All entry screen variable names are preceded by **a_** (except **recidnum**, and **examnum**, which identify each observation, and **state** and **cmp**; **recidnum** corresponds with the same variable in the other *EI* datasets).

a. Quality Codes Variable name: **a_*qc** [CD]

Quality code. Quality code variables for the "Surgeons' Certificates" dataset are found only on this screen. They accompany prescribed variables and qualify the reliability of the data found in those variables. The codes used are the same as those in the "Military, Pension, and Medical Records" dataset, yet only a small subset are appropriate for this post-war information. Hence, 5 (discrepancy), 6 (inferred), and B (best answer) are the only codes used (see Section **VII**, Table 1). They indicate that information on a certificate is difficult to read or contradicts information found on other certificates, as in the case of birthplace or military information.
The specific quality code variables are:

a_milqc[1-5]	military information
a_brdqc	board address
a_cltqc	claimant address
a_xmdtqc	exam date
a_brthqc	claimant's birthplace
a_ageqc	claimant's age
a_hgtqc	claimant's height
a_occqc[1-2]	claimant's occupation
a_tempqc	claimant's temperature
a_wgtqc	claimant's weight
a_blprqc	claimant's blood pressure

b. Name Variable name: **a_recnm[1-3]** [FF]

Claimant's name. All names are in the format LAST NAME, FIRST NAME MIDDLE INITIAL (COMMENTS). Comments include titles and ranks such as JR and SR. Multiple names are recorded when an alias or an alternate spelling is found on a surgeon's certificate.

*Note: General data is released without the names that identify those in the study. If researchers have a specific reason for needing names within the dataset, permission can be obtained by submitting in writing both the reasons and an acknowledgment that the names will not be lent to other parties. Send such requests to the Managing Director, Center for Population Economics, 1101 E. 58th Street, Chicago, IL 60637.

c. Id Number Variable name: **recidnum** [CD]

Identification number. This variable contains the claimant's unique identification number, generated by the *EI* project. The identification number consists of a two-digit state code, a three-digit regiment code, a two-digit company code, and a three-digit individual code assigned sequentially as each recruit in a company is found in the Regimental Books located at the National Archives. For example, the **recidnum** for a recruit in Pennsylvania Company E Regiment 28 could be 1402805021. The ICPSR state codes used in the identification numbers are listed in the table below, followed by a table showing the two-digit company codes.

Table A.1: ICPSR State Code

Code	State
01	Connecticut
02	Maine
03	Massachusetts
04	New Hampshire
05	Rhode Island
06	Vermont
11	Delaware
12	New Jersey
13	New York
14	Pennsylvania
21	Illinois
22	Indiana
23	Michigan
24	Ohio
25	Wisconsin
31	Iowa
32	Kansas
33	Minnesota
34	Missouri
35	Nebraska
36	North Dakota
37	South Dakota
41	Alabama
42	Arkansas
43	Florida
44	Georgia
45	Louisiana
46	Mississippi
47	North Carolina
48	South Carolina
49	Texas
40	Virginia
51	Kentucky
52	Maryland
53	Oklahoma
54	Tennessee
55	Washington, DC
56	West Virginia

Code	State
61	Arizona
62	Colorado
63	Idaho
64	Montana
65	Nevada
66	New Mexico
67	Utah
68	Wyoming
71	California
72	Oregon
73	Washington
81	Alaska
82	Hawaii

Table A.2: Codes for Company Names

Code	Company Name
01	A
02	B
03	C
04	D
05	E
06	F
07	G
08	H
09	I
11	K

*Note: J was not used in any company names.

d. Examination Number Variable name: **examnum** [CD]

Examination number. The examination number is a number generated during the cleaning of the data. Whereas in the other two *EI* datasets one observation corresponds to one person, in the Surgeons' Certificates dataset, one observation consists of the contents of a single examination or certificate. Since each pension claimant could undergo multiple examinations, multiple observations can refer to the same person in this dataset. The combination of **recidnum** and **examnum** uniquely specifies each observation in the dataset. See Section **X** for further explanation of **examnum**. Note that examinations for an individual in the dataset are numbered according to the order in which they were input, and that inputting order does not necessarily correspond to chronological order. Retrospective analysis shows that approximately 10% of the values in **examnum** do not match chronological order, as shown in **a_xmdate**. If accuracy of examination order is crucial, exams must be re-ordered with reference to **a_xmdate**.

e. Application Type Variable name: **a_apptyp** [CD]

Application type. Observations in this variable are O (original), I (increase), R (renewal or restoration), and A (additional) (see Section **VII**, Table 4). The claimant's applications for pensions were considered originals until he received a pension; therefore, he may have had several "original" certificates before he was awarded a pension. When a claimant's disabilities increased or a change in the law allowed him to receive a larger pension, the claimant applied for an "increase." A "renewal" was applied for when the claimant had been dropped from the pension rolls and wished to be restored. "Additional" applications were for new disabilities. In most cases the application type is recorded as it was marked on the surgeon's certificate; the only exception is when the claimant was receiving a pension but the certificate was marked as original. These are recorded as increases.

Occasionally affidavits that contain detailed physical examinations are found in the Pension Records. Information from these affidavits is collected with the surgeons' certificates but no value is recorded in **a_apptyp**. In these cases, PHYSICIAN'S AFFIDAVIT is recorded in the variable **a_clst** (see VG 1.N). Very rarely, postmortem certificates are found. As with affidavits, no value is recorded in **a_apptyp** and POST MORTEM is recorded in **a_clst** (VG 1.N). The information about the illnesses preceding death is recorded in the Extra Information variables (VG 21).

f. Military Information Variable name: **a_mlrnk[1-5]** [CD]

Military rank. Abbreviations used are listed in Section **VII**, Table 6.

Variable name: **a_mlcmp[1-5]** [CD]

Military company. Values consist of one letter, A-K. The numerical suffix of **a_mlcmp** matches the numerical suffix of **a_mlrnk** to which it relates.

Variable name: **a_mlrgt[1-5]** [CD]

Military regiment. Values are three-digit numbers. The numerical suffix of **a_mlrgt** matches the numerical suffix of **a_mlrnk** to which it relates.

Variable name: **a_mlsta[1-5]** [CD]

Military state. The standard two-letter state codes used are found in Section **VII**, Table 2. The numerical suffix of **a_mlsta** matches the numerical suffix of **a_mlrnk** to which it relates.

Variable name: **a_mldsc[1-4]** [FF]

Military description. This variable contains information about the type of military service rendered by the claimant. It is assumed that claimants in the *EI* sample served as volunteer infantry; therefore, if this is the only service mentioned it is not recorded. However, if the surgeons' certificates list service in the CAVALRY, the ARTILLERY, or the NAVY, it is recorded in this variable. Standard abbreviations used are found in Section **VII**, Table 7. Other observations in this variable give the name of the captain under whom the claimant served. The numerical suffix of **a_mldsc** matches the numerical suffix of **a_mlrnk** to which it relates.

g. Board and Claimant Address Variable name: **a_brdstr** [FF]

Street address of board of examining physicians. See Section **VII**, Table 5 for abbreviations used. This information is seldom found on the certificates.

Variable name: **a_brdcty** [FF]

City of board of examining physicians. See Section **VII**, Table 5 for abbreviations used.

Variable name: **a_brdcnt** [FF]

County of board of examining physicians. See Section **VII**, Table 5 for abbreviations used.

Variable name: **a_brdst** [CD]

State of board of examining physicians. State abbreviations are listed in Section **VII**, Table 2. Occasionally, a claimant lived in a foreign country when he applied for a pension. In this case, a country code is recorded in this variable instead of a state code. The country codes are also listed in Section **VII**, Table 2.

Variable name: **a_cltstr** [FF]

Claimant's street address. See Section **VII**, Table 5 for abbreviations used.

Variable name: **a_cltcty** [FF]

Claimant's city. See Section **VII**, Table 5 for abbreviations used.

Variable name: **a_cltcnt** [FF]

Claimant's county. See Section **VII**, Table 5 for abbreviations used.

Variable name: **a_cltst** [CD]

Claimant's state. State abbreviations are listed in Section **VII** B, Table 2. Occasionally, a claimant lived in a foreign country when he applied for a pension. In this case, a country code is recorded in this variable instead of a state code. These codes are also listed in Section **VII**, Table 2.

h. Examination Date Variable name: **a_xmdate** [CD]

Date of examination. Dates are in the form YYYYMMDD (Year Month Day). For example, June 17, 1890 is represented as 18900617. When a digit is missing, a dash (-) replaces it.

i. Previous Pension Rating Variable name: **a_prated** [CD]

Previous pension rating–dollar amount.

Variable name: **a_pratef** [ST]

Previous pension rating–fraction. Values include TOTAL, 2ND GRADE, 3RD GRADE, or 1ST GRADE as well as fractions. See Section **XI** for additional details about pension laws and ratings.

Variable name: **a_ratfor** [FF]

What previous pension is for. This variable lists the diseases for which the previous rating was given and/or additional diseases claimed by the claimant. Abbreviations used are listed in Section **VII**, Table 8.

j. Birthplace and Age Variable name: **a_brtcty** [FF]

Claimant's birth city. See Section **VII**, Table 5 for abbreviations used.

Variable name: **a_brtcnt** [FF]

Claimant's birth county. See Section **VII**, Table 5 for abbreviations used.

Variable name: **a_brthst** [CD]

Claimant's birth state. State and country codes are listed in Section **VII**, Table 2.

Variable name: **a_age** [CD]

Claimant's age at time of examination. Values range from 16 to 93. Occasionally the certificate gives the age as OVER 60, ABOUT 60, or similarly vague values. Such entries are cleaned to contain numeric values only; in this case, 60. When the age is given as a year plus a fraction or a number of months, such as 57 ½, only the actual year is recorded; in this case, the age would be recorded as 57, since that was the age of the recruit at his last birthday.

k. Height, Weight, and Appearance Variable name: **a_hgtft** [CD]

Claimant's height, feet. Because height information is split into two variables, one for feet and one for inches, both this variable and **a_hgtin** must be used together to ascertain the claimant's actual height.

Variable name: **a_hgtin** [CD]

Claimant's height, inches. As stated above, this variable must be used in conjunction with **a_hgtft** to ascertain the claimant's actual height. The only exception to this is if the height is given on a certificate only as inches, such as 65. In this case, nothing is recorded in **a_hgtft** and 65 is recorded in **a_hgtin**. In cleaning, fractions are changed to decimals. If the height is given in metric terms, it is converted to the English system.

Variable name: **a_weight** [CD]

Claimant's weight. In cleaning, fractions are changed to decimals. If the weight is given in metric terms, it is converted to the English system in cleaning.

Variable name: **a_complx** [CD]

Claimant's complexion. The two-letter codes used in this variable are listed in Section **VII**, Table 3.

Variable name: **a_eyes** [CD]

Claimant's eye color. The two-letter codes used in this variable are listed in Section **VII**, Table 3.

Variable name: **a_hair** [CD]

Claimant's hair color. The two-letter codes used in this variable are listed in Section **VII**, Table 3.

Variable name: **a_marks** [ST]

Permanent marks. This variable contains information about permanent marks and scars on the claimant that are not described in other sections of the examination, including SCARS, AMPUTATED FINGERS and TOES, and TATTOOS. Information about scars and other results of injuries is also recorded in the Injury/GSW variables (VG 12). Note that the earlier forms (see Section **III** for samples of different forms) did not provide space to record such information.

I. Occupation and Description Variable name: **a_ocpat[1-5]** [FF]

Claimant's occupation. The claimant's occupation is usually given on the later certificates, most often after 1900. If more than one occupation is listed on the same certificate, they are separated by a forward slash (/) in this variable; for example, FARMER/LABORER.

Variable name: **a_ocdsc[1-5]** [FF]

Occupation description. Any additional information about the claimant's occupation is recorded in this variable, including information that the claimant was retired or the name of the company for which the claimant worked. The numerical suffix of **a_ocdsc** matches the numerical suffix of **a_ocpat** to which it relates.

Variable name: **a_occod[1-5]** [CD]

Occupation code. The numerical suffix of **a_occod** matches the numerical suffix of **a_ocpat** to which it relates. During cleaning, each occupation is assigned a one-digit code. Note, however, that these codes are very general. For specific occupation information, users should refer to the occupations themselves, listed in **a_ocpat**. For further information about the claimant's retired status or ability to work, see **a_ocdsc**. The codes are as follows (also listed in Section **VII**, Table 9):[8]

1: Agriculturist -- includes farmers and ranchers
2: Professionals and Proprietors I -- includes manufacturers, educators, attorneys, and other professionals
3: Professionals and Proprietors II -- includes clerks, merchants, and salesmen
4: Artisans -- includes all skilled laborers, such as blacksmiths, coopers, carpenters, and masons
5: Service, Semiskilled, and Operative -- includes assistants, spinners, and policemen
6: Manual Labor -- includes unskilled laborers, such as factory workers, teamsters, and miners
7: Unidentifiable -- includes all occupations that have insufficient information to include under other classifications

[8]Codes drawn from Nathaniel W. Wilcox, "A note on the occupational distribution of the urban United States in 1860," in Robert W. Fogel *et. al.* (eds.), *Without Consent or Contract: The Rise and Fall of American Slavery, vol. 2 Evidence and Methods.* New York: W.W. Norton and Co., 1992.

8: Unproductive -- includes retirees, students, gentlemen, and others that are not productive occupations
9: Agriculture Labor -- includes farm hands and farm laborers

m. Pulse and Respiration Rates, Temperature, and Blood Pressure

Information on claimants' pulse and respiration is recorded in different variables, depending on whether pulse and respiration rates were measured while the patient was sitting, standing, or after exercise. For a full picture of pulse and respiration rates across the entire sample, the information in these different variables must be carefully combined. Three abbreviations are used in the pulse and respiration variables which should be noted here. In the variables described in Section **VI.B.1.m**, NORMAL is coded as 997; NOT ABLE TO STAND is coded as 998; and NOT ABLE TO EXERCISE is coded as 999. Care should be taken to treat these values differently from normal numeric values when deriving descriptive statistics on these variables.

Variable name: **a_plssit** [CD]

Claimant's pulse rate sitting. If the pulse rate was taken only lying down, it is recorded in this variable. NORMAL is standardized to 997 in cleaning.

Variable name: **a_plsstn** [CD]

Claimant's pulse rate standing. If the claimant was unable to stand, the value in this variable is standardized to 998. NORMAL is standardized to 997 in cleaning.

Variable name: **a_plsxrc** [CD]

Claimant's pulse rate after exercise. If the claimant was not able to exercise, the value in this variable is standardized to 999. NORMAL is standardized to 997 in cleaning.

Variable name: **a_plsun[1-2]** [CD]

Claimant's unspecified pulse rate. This variable is used when one or two pulse rates are given without any modifiers. Pulse rates were generally observed in three settings: SITTING, STANDING, and AFTER EXERCISE. When three rates are given without these modifiers, it is assumed that they fit into these three categories and they were recorded in **a_plssit, a_plsstn,** and **a_plsxrc**. NORMAL is standardized to 997 in cleaning.

Variable name: **a_rspsit** [CD]

Claimant's respiration rate sitting. If the respiration rate was taken only lying down, it is recorded in this variable. NORMAL is standardized to 997 in cleaning.

Variable name: **a_rspstn** [CD]

Claimant's respiration rate standing. If the claimant was unable to stand, the value in this variable is standardized to 998. NORMAL is standardized to 997 in cleaning.

Variable name: **a_rspxrc** [CD]

Claimant's respiration rate after exercise. If the claimant was not able to exercise, the value in this variable is standardized to 999. NORMAL is standardized to 997 in cleaning.

Variable name: **a_rspun[1-2]** [CD]

Claimant's unspecified respiration rate. This variable is used when one or two respiration rates are given without any modifiers. Respiration rates were generally observed in three settings: SITTING, STANDING, and AFTER EXERCISE. When three rates are given without the modifiers, it is assumed that they fit into these three categories and they are recorded in **a_rspsit, a_rspstn,** and **a_rspxrc**. NORMAL is standardized to 997 in cleaning.

Variable name: **a_temp** [CD]

Claimant's temperature. NORMAL is standardized to 997 in cleaning; Celsius temperatures are converted to Fahrenheit and fractions are converted to decimals.

Variable name: **a_bldprs** [CD]

Claimant's blood pressure. Blood pressure is occasionally found on post-1925 certificates. When both systolic and diastolic pressures are given, they are recorded as SYSTOLIC/DIASTOLIC. NORMAL is standardized to 997 in cleaning.

n. Claimant's statement Variable name: **a_clst[01-12]** [FF]

Claimant's statement. The claimant's statement contains information about the history of the claimant's injuries and illnesses. This statement is recorded verbatim, exactly as it was written on the surgeons' certificates. For an individual's complete statement, all instances of this variable must be read in ascending order, i.e., **a_clst01**, **a_clst02**, **a_clst03**, etc. Only misspellings and punctuation are corrected during cleaning. When variables with accompanying C/S variables (see above, Variable Types) contain a C designation, the information from **a_clst** is the source of the information.

o. Diseases Variable name: **a_dis[01-22]** [CD]

Disease screen pointer. This variable allows branching to the other disease screens for recording information from the surgeons' examinations. For example, recording HEART alllows access to the Cardiovascular screen. The entries for this variable do not necessarily indicate the presence of disease, but the variable serves as a gateway into the other disease screens. For example, HEART in this variable does *not* indicate that the claimant had heart disease. It indicates only that the the certificate contains information recorded in the cardiovascular variables. See Section **VII**, Table 10 for the standard codes used to access the screens.

p. Total rating Variable name: **a_totrat** [ST]

Total or aggregate rating. Pension ratings are given as dollar amounts, as fractions of a total rating, or as equivalents to standard disabilities, such as EQUAL TO LOSS OF HAND OR FOOT. (See Section **XI** for information on the history of pension ratings.)

2. Cardiovascular **(c_*, cm_*, co_*, cd_*, ca_*)**

a. Pulse/Heartbeat Characteristics Variable name: **c_pul[01-16]** [ST]

Pulse characteristics. Pulse rates are recorded on the entry screen (see VG 1.M). Statements about the pulse found on the surgeons' certificates include RAPID, SLOW, FORCE DECREASED, ARRHYTHMIA, and SOUNDS MUFFLED.

b. Palpitations Variable name: **c_palp** [YN]

Palpitations designation. Comments such as FLUTTERING HEART or PALPITATIONS from either the claimant or surgeon are recorded as positive answers in this variable.

c. Murmurs Variable name: **c_murmur** [YN]

Murmur designation. Phrases used by the surgeons indicating the presence of a murmur include INSUFFICIENCY, AORTIC BRUIT, and MITRAL REGURGITATION.

Variable name: **cm_tim[1-4]** [ST]

Timing of murmur. Values include primarily SYSTOLIC and DIASTOLIC.

Variable name: **cm_typ[1-5]** [ST]

Type and location of murmur. Values include INSUFFICIENT, STENOSIS, and APEX.

Variable name: **cm_val[01-05]** [ST]

Murmur valve. The most common observations are AORTIC, MITRAL, and TRICUSPID.

Variable name: **cm_thril** [YN]

Thrill designation. If there is mention of a THRILL, a positive answer is recorded in this variable.

Variable name: **cm_tht[1-4]** [ST]

Timing of thrill. Values include primarily SYSTOLIC and DIASTOLIC.

Variable name: **cm_sou[1-6]** [ST]

Sounds associated with murmur. Values include BLOWING, BELLOWING, CLICKING, and RINGING.

d. Non-Murmur Heart Valves Variable name: **c_vlv[01-05]** [ST]

Valve description. When there is mention of heart valves other than those associated with murmurs, the information is recorded in this variable. Observations include NO VALVULAR LESIONS and THICKENING OF VALVES.

e. Dilation/Hypertrophy Variable name: **c_enlarg** [YN]

Heart enlargement designation. DILATION, ENLARGEMENT, DISPLACEMENT, and HYPERTROPHY are recorded as positive answers in this variable. Often surgeons outlined the area of cardiac dullness; inputters do not infer that the heart was enlarged from the measurements alone. A value of Y is recorded when the surgeons stated specifically that the area of dullness was increased or the heart was enlarged. When the surgeons specified that the area of dullness was normal or not increased, N is recorded in this variable. APEX BEAT DISPLACED is recorded as a positive answer in this variable.

f. Oedema Variable name: **c_oedema** [YN]

Oedema designation. OEDEMA and ANASARCA are recorded as positive answers in this variable. ASCITES, or FLUID IN THE ABDOMEN is not recorded in this variable, but in **l_ascite** (VG 13.B). If oedema was due to varicose veins, it is recorded in **v_oedema** (VG 19.A).

Variable name: **co_whr[1-8]** [ST]

Location of oedema. Observations include ANKLES, FEET, and LEGS.

Variable name: **co_sev[1-4]** [ST]

Severity of oedema. Values include PITTING ON PRESSURE, SEVERE, and SLIGHT.

g. Cyanosis Variable name: **c_cyanos** [YN]

Cyanosis designation. Any indication of CYANOSIS or BLUING is recorded as a positive answer in this variable. Severity and location information is found in the variable **c_cmt** (VG 2.M). If cyanosis was due to varicose veins, it is recorded in **v_cyanos** (VG 19.A).

h. Dyspnoea Variable name: **c_dyspne** [YN]

Dyspnoea designation. DIFFICULTY BREATHING and DYSPNOEA resulting from heart disease are recorded as positive answers in this variable. When the cause of dyspnoea was respiratory and not cardiovascular disease, the information is recorded in the variable **p_bre** (VG 17.E).

Variable name: **cd_whn[1-5]** [ST]

When dyspnoea occurred. This variable contains information about the conditions that brought on attacks of dyspnoea such as AFTER EXERCISE and WHEN STANDING. In addition, severity information such as SLIGHT and SEVERE is recorded in this variable.

i. Arteriosclerosis Variable name: **c_artscl** [YN]

Arteriosclerosis designation. ARTERIOSCLEROSIS, HARDENING OF THE ARTERIES, ATHEROMA, and BRUIT (other than bruit in a valve) are recorded as positive answers in this variable.

Variable name: **ca_whr[1-5]** [ST]

Location of arteriosclerosis. Observations include RADIALS, TEMPORALS, and CAROTIDS.

j. Impaired Circulation Variable name: **c_impcir** [YN]

Impaired circulation designation. A positive answer is recorded in this variable when the claimant's blood circulation was POOR or IMPAIRED; a negative answer is recorded when it was GOOD or NORMAL.

k. Duration of Heart Condition Variable name: **c_long[1-2]** [ST]

Duration of heart condition. When specified in either the examination or the claimant's statement, the length of time of the heart condition, or the beginning date of the disease, is recorded in this variable.

Variable name: **c_cslng[1-2]** [CS]

*Source of information for **c_long**.* The numerical suffix of **c_cslng** matches the numerical suffix of **c_long** to which it relates. See "Variable Types" above for further discussion of CS variables.

l. Heart Rating/Related Diseases Variable name: **c_rat[1-4]** [ST]

Cardiovascular disease rating. See "Some Standard Collection Procedures and Conventions" above for further discussion of rating variables.

Variable name: **c_rel[01-14]** [FF]

Diseases related to cardiovascular disease. The most common related disease (according to the surgeons' comments) is RHEUMATISM. See "Some Standard Collection Procedures and Conventions" above for further discussion of related diseases variables.

m. Additional Comments Variable name: **c_cmt[1-7]** [FF]

Additional comments for cardiovascular screen. For the complete comments, all instances of this variable must be read in ascending order, i.e. **c_cmt1**, **c_cmt2**, **c_cmt3**, etc. Observations in this variable include comments about severity of the problem or ability to do manual labor. Other comments are specific diagnoses by the examining surgeons, such as ENDOCARDITIS, PERICARDITIS, ANGINA, and MYOCARDITIS. Mention of COLD AND CLAMMY EXTREMITIES is also recorded in this variable. Codes used are listed in Section **VII**, Table 12. See "Some

Standard Collection Procedures and Conventions" above for further discussion of additional comments variables.

3. Diarrhea **(d_*)**

Note that the entire screen can be accessed multiple times to accommodate both diarrhea *and* dysentery information. In the following variables, the first digit of the numerical suffix (either 1 or 2) refers to which **d_dia** variable contains the condition being described on a particular examination certificate. For instance, if **d_dia1** contains DYSENTERY and **d_dia2** contains DIARRHEA, then **d_suf11** and **d_suf12** refer to dysentery and **d_suf21** and **d_suf22** refer to diarrhea for that certificate.

a. Diarrhea/Dysentery Variable name: **d_dia[1-2]** [ST]

Diarrhea or dysentery designation. This variable designates whether or not the claimant had DIARRHEA or DYSENTERY at the time of the examination. The existence of CONSTIPATION is recorded only when the surgeons gave a rating for it.

Variable name: **d_csdrh[1-2]** [CS]

*Source of information for **d_dia**.* The numerical suffix of **d_csdrh** matches the numerical suffix of **d_dia** to which it relates. See "Variable Types" above for further discussion of CS variables.

b. Duration Variable name: **d_suf[1-2][1-2]** [ST]

Duration of diarrhea or dysentery. The beginning date of the diarrhea/dysentery or the length of time the claimant suffered from it is recorded in this variable.

Variable name: **d_cssf[1-2][1-2]** [CS]

*Source of information for **d_suf**.* The second numerical suffix of **d_cssf** matches the second numerical suffix of **d_suf** to which it relates. See "Variable Types" above for further discussion of CS variables.

c. Season Variable name: **d_sea[1-2][1-4]** [ST]

Season diarrhea or dysentery occurred. Information in this variable includes the seasons, SPRING, SUMMER, FALL, WINTER, and the months, such as JUNE, SEPTEMBER, JANUARY, and indicates when the claimant typically experienced diarrhea/dysentery. It also contains observations such as WARM or COLD WEATHER describing the conditions that brought on attacks.

Variable name: **d_cssn[1-2][1-4]** [CS]

*Source of information for **d_sea**.* The second numerical suffix of **d_cssn** matches the second numerical suffix of **d_sea** to which it relates. See "Variable Types" above for further discussion of CS variables.

d. Frequency, Length, and Severity of Attacks

Variable name: **d_frq[1-2][1-6]** [ST]

Frequency of attacks. Observations include EVERY FEW DAYS, ONCE A MONTH, and 3 TO 4 TIMES A YEAR.

Variable name: **d_csfq[1-2][1-6]** [CS]

*Source of information for **d_frq**.* The second numerical suffix of **d_csfq** matches the second numerical suffix of **d_frq** to which it relates. See "Variable Types" above for further discussion of CS variables.

Variable name: **d_lng[1-2][1-2]** [ST]

Length of attacks. Information in this variable is recorded as a number of DAYS, WEEKS, or MONTHS.

Variable name: **d_csln[1-2][1-2]** [CS]

*Source of information for **d_lng**.* The second numerical suffix of **d_csln** matches the second numerical suffix of **d_lng** to which it relates. See "Variable Types" above for further discussion of CS variables.

Variable name: **d_nst[1-2][1-4]** [ST]

Number of stools. The number of bowel movements per day that the claimant experienced during an attack of diarrhea/dysentery is recorded in this variable. Observations are either a number or a range of numbers, such as 6 TO 8.

Variable name: **d_csns[1-2][1-4]** [CS]

*Source of information for **d_nst**.* The second numerical suffix of **d_csns** matches the second numerical suffix of **d_nst** to which it relates. See "Variable Types" above for further discussion of CS variables.

Variable name: **d_sds[1-2][1-6]** [ST]

Stools description. Observations include BLOOD, SLIME, and UNDIGESTED FOOD.

Variable name: **d_csst[1-2][1-6]** [CS]

*Source of information for **d_sds**.* The second numerical suffix of **d_csst** matches the second numerical suffix of **d_sds** to which it relates. See "Variable Types" above for further discussion of CS variables.

Variable name: **d_sev[1-2][1-5]** [ST]

Severity of attacks. Observations include PAIN, PROFUSE, CONFINEMENT TO BED DURING AN ATTACK, LOSS OF CONTROL, and INVOLUNTARY PASSING OF STOOLS.

Variable name: **d_cssv[1-2][1-5]** [CS]

*Source of information for **d_sev**.* The second numerical suffix of **d_cssv** matches the second numerical suffix of **d_sev** to which it relates. See "Variable Types" above for further discussion of CS variables.

e. Diarrhea/Dysentery Rating and Related Diseases

Variable name: **d_rat[1-2][1-4]** [ST]

Diarrhea or dysentery rating. Occasionally the surgeons gave ratings for CONSTIPATION; this information is also recorded in this variable. See "Some Standard Collection Procedures and Conventions" above for further discussion of rating variables.

Variable name: **d_rel[1-2][01-15]** [FF]

Diseases related to diarrhea or dysentery. See "Some Standard Collection Procedures and Conventions" above for further discussion of related diseases variables.

f. Additional Comments Variable name: **d_cmt[1-2][1-4]** [FF]

Additional comments for diarrhea screen. For the complete comments, all instances of this variable must be read in ascending order, i.e., **d_cmt11**, **d_cmt12**, **d_cmt13**, etc. Observations include comments about ability to do manual labor and the use of medication to alleviate the condition. Codes used are listed in Section **VII**, Table 12. See "Some Standard Collection Procedures and Conventions" above for further discussion of additional comments variables.

4. Ear Diseases **(e_*)**

Note that the entire ear screen can be accessed multiple times to accommodate separate information for each ear. In the following variables, the first digit of the numerical suffix (either 1, 2, or 3) refers to which **e_ear*** variable contains the condition being described on a particular examination certificate. For instance, if **e_ear1** contains LEFT, **e_ear2** contains RIGHT, and **e_ear3** contains BOTH, then **e_cap101**, **e_cap102**, **e_cap103**, **e_cap104**, **e_cap105**, **e_cap106**, **e_cap107**, **e_cap108**, **e_cap109**, **e_cap110**, **e_cap111**, **e_cap112**, **e_cap113**, **e_cap114**, and **e_cap115** refer to the left ear, **e_cap2[01-15]** refer to the right ear, and **e_cap3[01-15]** refer to capabilities/defects/limitations of both ears described together on that certificate.

a. Ear/Ears Impaired Variable name: **e_ear[1-3]** [ST]

Which ear impaired. Observations include LEFT, RIGHT, UNSPECIFIED, and BOTH. Up to three different instances are possible. Information about both ears is entered together when the description given is exactly the same. The only exception allowed is the information recorded in the variable **e_cap** (VG 4.B), since that question could be answered multiple times each time the ear screens are accessed. If any other information is different for either ear, each side is entered separately as different instances of the ear variables.

b. Hearing Capability Variable name: **e_def[1-3]** [YN]

Total deafness designation. When TOTAL DEAFNESS was specified by the examining surgeons, a positive answer is recorded in this variable. Otherwise, descriptions of the claimant's hearing capabilities or limitations are recorded in **e_cap**.

Variable name: **e_cap[1-3][01-13]** [ST]

Hearing capabilities. Observations include comments such as ABLE TO HEAR LOUD CONVERSATION AT 3 FEET and UNABLE TO HEAR ORDINARY CONVERSATION AT 6 FEET. Other comments include the distance at which the claimant could hear a watch tick when held up to his ear.

c. Ear Diseases/Causes of Hearing Loss Variable name: **e_inf[1-3]** [YN]

Ear infection designation. Phrases such as INJECTION, CONGESTION, and INFLAMMATION IN THE MIDDLE EAR are recorded as positive answers in this variable.

Variable name: **e_eus[1-3]** [YN]

Blocked eustachian tubes designation. If the claimant's eustachian tubes were BLOCKED, a positive answer is recorded in this variable; if they were OPEN or PERVIOUS, a negative answer is recorded.

Variable name: **e_drm[1-3]** [YN]

Mention of the eardrum designation. When there is a description of the eardrum, or tympanic membrane, a positive answer is recorded in this variable. The description is recorded in **e_dds**.

Variable name: **e_dds[1-3][1-8]** [ST]

Eardrum description. Observations include NORMAL, RETRACTED, and PERFORATED.

Variable name: **e_mas[1-3]** [YN]

Disease of the mastoid designation. If there was disease of the mastoid, a positive answer is recorded in this variable. Descriptive information is recorded in **e_mds**.

Variable name: **e_mds[1-3][1-3]** [ST]

Disease of mastoid description. Observations include ABSCESS, PURULENCE, and SUPPURATION.

Variable name: **e_cau[1-2][01-06]** [ST]

Other cause of hearing loss. Causes recorded in this variable include CATARRH, SHELL CONCUSSION, and FEVER. If the hearing loss was caused by an injury, it is recorded in both this variable and the Injury/GSW variables (VG 12).

d. Hearing Rating/Related Diseases Variable name: **e_rat[1-3][01-06]** [ST]

Hearing or ear disease rating. See "Some Standard Collection Procedures and Conventions" above for further discussion of rating variables.

Variable name: **e_rel[1-3][01-14]** [FF]

Diseases related to ear disease. Often the ears are recorded in separate instances of the variables but are rated together. In this case, the rating is recorded in one instance of **e_rat** and the information that they are rated together is recorded in **e_rel**. For example, the rating may be recorded in the instance of **e_rat** for the right ear, with the value RIGHT EAR RATED WITH LEFT EAR recorded in the variable **e_rel**. The variable **e_rel** for the left ear would have the value LEFT EAR RATED WITH RIGHT EAR. See "Some Standard Collection Procedures and Conventions" above for further discussion of related diseases variables.

e. Additional Comments Variable name: **e_cmt[1-3]** [FF]

Additional comments for ear diseases screen. Information recorded in this variable includes TINNITUS or RINGING IN THE EARS and descriptions of the outer ear canal. Codes used are listed in Section **VII**, Table 12. See "Some Standard Collection Procedures and Conventions" above for further discussion of additional comments variables.

5. Endocrine Disease **(k_*)**

a. Enlarged Thyroid/Goiter Variable name: **k_goiter** [YN]

Goiter designation. An ENLARGED THYROID is recorded as a positive answer in this variable.

Variable name: **k_gtrdsc** [FF]

Goiter description. Information about the goiter, including size, is found in this variable.

Variable name: **k_nodule** [YN]

Nodule designation. If there were NODULES associated with the goiter, a positive answer is recorded in this variable.

b. Diabetes Variable name: **k_dbetes** [YN]

Diabetes designation. Any indication of the existence of diabetes mentioned in the urinalysis (see VG 9.A), including SUGAR IN THE URINE, is recorded as a positive answer in this variable.

c. Diabetes/Endocrine/Goiter/Thyroid Rating and Related Diseases

Variable name: **k_rat[1-2]** [ST]

Diabetes/Endocrine/Goiter/Thyroid rating. Along with the rating, observations specify whether the rating refers to DIABETES, ENDOCRINE, GOITER, or THYROID. See "Some Standard Collection Procedures and Conventions" above for further discussion of rating variables.

Variable name: **k_rel[1-9]** [FF]

Diseases related to endocrine disease. See "Some Standard Collection Procedures and Conventions" above for further discussion of related diseases variables.

d. Additional Comments Variable name: **k_cmt** [FF]

Additional comments for endocrine disease screen. Codes used are listed in Section **VII**, Table 12. See "Some Standard Collection Procedures and Conventions" above for further discussion of additional comments variables.

6. Eye Disorders **(y_*)**

Note that the entire eye screen can be accessed multiple times to accommodate separate information for each eye. In the following variables, the first digit of the numerical suffix (1, 2, or 3) refers to which **y_eye*** variable contains the condition being described on a particular examination certificate. For instance, if **y_eye1** contains RIGHT, **y_eye2** contains LEFT, and **y_eye3** contains BOTH, then **y_cap101**, **y_cap102**, **y_cap103**, **y_cap104**, **y_cap105**, **y_cap106**, **y_cap107**, **y_cap108**, **y_cap109**, **y_cap110**, **y_cap111**, **y_cap112**, **y_cap113**, **y_cap114**, **y_cap115**, **y_cap116**, **y_cap117**, **y_cap118**, **y_cap119**, and **y_cap120** refer to the right eye while **y_cap2[01-20]** refer to the left eye, and **y_cap3[01-20]** refer to capabilities/defects/limitations of both eyes described together on that certificate.

a. Eye/Eyes Impaired Variable name: **y_eye[1-3]** [ST]

Which eye impaired. Observations include LEFT, RIGHT, UNSPECIFIED, and BOTH. Up to three different instances are possible. Information about both eyes is entered together when the description given is exactly the same. The only exception allowed is the information recorded in the variable **y_cap** (VG 6.C), since that question could be answered multiple times each time the eye screens are accessed. If any other information is different for either eye, each side is entered separately as different instances of the eye variables.

b. Response to Light/Shade Variable name: **y_rsp[1-3]** [YN]

Eyes responsive designation. When the examining surgeons stated that the eye was at all responsive to light and shade, it is recorded as a positive answer in this variable. A negative answer is recorded only when the eye was completely unresponsive to light and shade. Additional information about responsiveness of eyes is found in **y_cmt** (VG 6.F).

Variable name: **y_eql[1-3]** [YN]

Response of eyes equal designation. If the response of both eyes was equal, it is recorded as a positive answer in this variable.

c. Sight Capability Variable name: **y_bld[1-3]** [YN]

Total blindness designation. When TOTAL BLINDNESS was specified by the examining surgeons, a positive answer is recorded in this variable. Indication that the eye had LIGHT PERCEPTION ONLY is considered the same as TOTALLY BLIND. Otherwise, descriptions of the claimant's sight capabilities or limitations are recorded in **y_cap**. The complete loss of an eye is recorded in the Injury/GSW variables (VG 12); the blindness of the eye is *also* recorded in **y_bld**.

Variable name: **y_cap[1-3][01-26]** [ST]

Sight capabilities. Most sight capabilities were given using SNELLEN'S CHART or JAEGER'S TEST. Occasionally surgeons also used the claimant's ability to count fingers at a given distance or to read newsprint.

d. Eye Disorders Variable name: **y_cnj[1-3][01-12]** [ST]

Conjunctiva description. The most common observation is CONJUNCTIVITIS. Other common observations are INFECTION, INFLAMMATION, and TRACHOMA. If the conjunctiva was YELLOW or JAUNDICED it is recorded in this variable *and* in **l_yellow** (VG 13.A). SYMBLEPHARON is also recorded here, as well as EYES SUFFUSED and EYES RED.

Variable name: **y_cor[1-3][1-7]** [ST]

Cornea description. INFLAMMATION, SCARRING, and ULCERATION OF THE CORNEA are recorded in this variable. Observations also include OPACITY OF THE CORNEA, but the size of the opacity is recorded in **y_cmt** (VG 6.F). STAPHYLOMA and SYNECHIA are also recorded here. In addition, this variable contains information about PUPIL SCARS.

Variable name: **y_inf[1-3][01-10]** [ST]

Other eye inflammation. Other eye inflammations and infections are recorded in this variable, including BLEPHARITIS, RETINITIS, and IRITIS.

Variable name: **y_ctr[1-3]** [YN]

Cataract designation. If the claimant had a cataract, a positive answer is recorded in this variable. Descriptions of the cataract are recorded in the variable **y_csv**.

Variable name: **y_csv[1-3][1-6]** [ST]

Severity of cataract. Observations include EARLY, MATURE, SEVERE, and TOTAL. In addition, any reference to REMOVAL of the cataract or UNSUCCESSFUL REMOVAL is recorded in this variable.

Variable name: **y_arc[1-3]** [YN]

Arcus senilis designation. If the claimant had ARCUS SENILIS, a positive answer is recorded in this variable.

Variable name: **y_ptr[1-3][1-5]** [ST]

Pterygium, chalazion, coloboma, or pannus designation. If one of these was present, it is recorded in this variable. The size of the pterygium is also recorded.

Variable name: **y_ect[1-3][1-7]** [ST]

Ectropium or entropion designation. If one of these diseases of the eyelid was present, it is recorded in this variable.

Variable name: **y_def[1-4]** [ST]

Vision defects. Observations include ASTIGMATISM, MYOPIA, PRESBYOPIA, and STRABISMUS. NYSTAGMUS is recorded in this variable *and* in **n_cmt** (VG 15.L). PARALYSIS OF THE EYE is recorded in **n_parlys** and **n_wpa** (VG 15.B).

e. Eyes Rating/Related Diseases Variable name: **y_rat[01-04]** [ST]

Eye disorders rating. See "Some Standard Collection Procedures and Conventions" above for further discussion of rating variables.

Variable name: **y_rel[01-14]** [FF]

Diseases related to eye disorders. Often the eyes are recorded in separate instances of the variables but are rated together. In this case, the rating is recorded in one instance of **y_rat** and the information that they are rated together is recorded in **y_rel**. For example, the rating may be recorded in the instance of **y_rat** for the right eye, with the value RIGHT EYE RATED WITH LEFT EYE recorded in the variable **y_rel**. The variable **y_rel** for the left eye would have the value LEFT EYE RATED WITH RIGHT EYE. See "Some Standard Collection Procedures and Conventions" above for further discussion of related diseases variables.

f. Additional Comments Variable name: **y_cmt** [FF]

Additional comments for eye disorders screen. Observations include information about the SCLEROTICA, the FUNDUS, the SCLERA, and the OPTIC NERVE. Other observations include PHOTOPHOBIA, LACHRYMATION, and EPIPHORA. Additional information about the pupils' response to light, such as SLUGGISH, is also recorded in this variable. Codes used are listed in Section **VII**, Table 12. See "Some Standard Collection Procedures and Conventions" above for further discussion of additional comments variables.

7. Gastrointestinal **(q_*)**

a. Gastrointestinal Disorders Variable name: **q_ind[1-4]** [ST]

Gastrointestinal disorders. The most common disorders found include INDIGESTION, DYSPEPSIA, GASTRITIS, and GASTROENTERITIS. STOMACH INFLAMED is also recorded here.

Variable name: **q_csin[1-4]** [CS]

*Source of information for **q_ind**.* The numerical suffix of **q_csin** matches the numerical suffix of **q_ind** to which it relates. See "Variable Types" above for further discussion of CS variables.

Variable name: **q_frq[1-4]** [ST]

Frequency of gastrointestinal disorder. This variable contains information about the frequency of the disorder recorded in **q_ind**; the numerical suffix of **q_frq** matches the numerical suffix of **q_ind** to which it relates. Observations include FREQUENT, CHRONIC, and OCCASIONAL.

Variable name: **q_csfq[1-3]** [CS]

*Source of information for **q_frq**.* The numerical suffix of **q_csfq** matches the numerical suffix of **q_frq** to which it relates. See "Variable Types" above for further discussion of CS variables.

b. Symptoms of Gastrointestinal Disorders

Variable name: **q_malass** [YN]

Malassimilation designation. Statements on the surgeons' certificates such as CANNOT DIGEST MEAT, IMPAIRED DIGESTION, and POOR DIGESTION are recorded as positive answers in this variable. Additional information is recorded in **q_cmt** (VG 7.D).

Variable name: **q_csmal** [CS]

*Source of information for **q_malass**.* See "Variable Types" above for further discussion of CS variables.

Variable name: **q_diet** [YN]

Diet restrictions designation. If the claimant had to follow or observe diet restrictions, a positive answer is recorded in this variable. The certificates often include statements indicating that the claimant had to avoid certain foods such as red meat or milk or had to eat a limited diet to avoid becoming sick. Additional information, such as the specific diet restrictions, are recorded in the variable **q_cmt** (VG 7.D).

Variable name: **q_csdiet** [CS]

*Source of information for **q_diet**.* See "Variable Types" above for further discussion of CS variables.

Variable name: **q_nausea** [YN]

Nausea designation. If the claimant experienced nausea after eating, a positive answer is recorded in this variable.

Variable name: **q_csnau** [CS]

*Source of information for **q_nausea**.* See "Variable Types" above for further discussion of CS variables.

Variable name: **q_vmtfd** [YN]

Claimant vomits food designation. If the claimant vomited food after eating, a positive answer is recorded in this variable.

Variable name: **q_csvmfd** [CS]

*Source of information for **q_vmtft**.* See "Variable Types" above for further discussion of CS variables.

Variable name: **q_vmtbld** [YN]

Claimant vomits blood designation. If the claimant vomited blood, a positive answer is recorded in this variable. SPITTING UP BLOOD is not recorded here, but in the variable **p_cmt** (VG 17.H) as an indication of tuberculosis.

Variable name: **q_csvbld** [CS]

*Source of information for **q_vmtbld**.* See "Variable Types" above for further discussion of CS variables.

Variable name: **q_abddsc** [YN]

Distension of abdomen designation. Any indication of DISTENSION or ENLARGEMENT of the stomach or intestines is recorded in this variable.

Variable name: **q_csabd** [CS]

*Source of information for **q_abddsc**.* See "Variable Types" above for further discussion of CS variables.

Variable name: **q_tnd[1-6]** [ST]

Where tenderness is evident. If tenderness was found in the abdomen other than in the area of the liver, spleen, or gallbladder (see VG 13), it is recorded in this variable. Observations include STOMACH, INTESTINES, and COLON.

Variable name: **q_cstn[1-6]** [CS]

*Source of information for **q_tnd**.* The numerical suffix of **q_cstn** matches the numerical suffix of **q_tnd** to which it relates. See "Variable Types" above for further discussion of CS variables.

Variable name: **q_dysphg** [YN]

Dysphagia designation. If the claimant had DYSPHAGIA, a positive answer is recorded in this variable.

Variable name: **q_csdys** [CS]

*Source of information for **q_dysphg**.* See "Variable Types" above for further discussion of CS variables.

c. Gastrointestinal Rating/Related Diseases

Variable name: **q_rat[1-4]** [ST]

Gastrointestinal disorders rating. See "Some Standard Collection Procedures and Conventions" above for further discussion of rating variables.

Variable name: **q_rel[01-14]** [FF]

Diseases related to gastrointestinal disorders. See "Some Standard Collection Procedures and Conventions" above for further discussion of related diseases variables.

d. Additional Comments Variable name: **q_cmt** [FF]

Additional comments for gastrointestinal screen. Observations include APPENDICITIS, STOMACH HARD, FULL, or RETRACTED, and CONSTRICTION ABOUT ABDOMEN. In addition, BILIOUSNESS is recorded here; however, BILIOUS FEVER is recorded in the Infectious Disease/Fever variables (VG 11) and BILIARY COLIC is recorded in **z_cmt** (VG 13.D). Information about FLATULENCE or ERUCTATION OF GAS is also recorded in this variable. Codes used are listed in Section **VII**, Table 12. See "Some Standard Collection Procedures and Conventions" above for further discussion of additional comments variables.

8. General Appearance **(g_*)**

a. General Health Variable name: **g_app[01-19]** [ST]

General appearance/health description. This variable contains information about the claimant's general health, nutrition, and condition. It includes comments such as AGED, ANEMIC, EMACIATED, FAIR, FAIR APPETITE, FEEBLE, HYPEREMIC, JAUNDICED, OBESE, PALE, WEAK, NOURISHED, and WELL. This variable also contains information referring to general signs of physical breakdown, such as SENILE DEBILITY. However, senility that refers to loss of mental functions with advancing age is recorded in the variable **n_mil** (VG 15.H).

Comments about general movements such as FEEBLE and UNSTEADY are recorded here; if they refer only to locomotion, the information is recorded in **g_gai** (VG 8.D). FATIGUE is also recorded in this variable.

General descriptions of the skin are recorded in **g_app**, such as COLD, CLAMMY, DRY, and MOIST, rather than **g_skn** (VG 8.B), which contains conditions/diseases of the skin**.** Indication that the skin was JAUNDICED is recorded in this variable *and* in **l_yellow** (VG 13.B).

In addition, **g_app** contains information about blood diseases, such as ANEMIA. However, BLOOD POISONING is recorded in **i_fev** (VG 11.A).

b. Skin Condition Variable name: **g_skn[01-26]** [ST]

Skin condition. Specific skin conditions and diseases in local areas are recorded in this variable, including ABSCESSES, RASHES, SKIN ULCERS, and ECZEMA. If the ulcers or eczema were associated with varicose veins, they are recorded in **v_sknprb** (VG 19.A). Rectal ulcers are recorded in **m_rulcrt** (VG 16.B), and eczema of the rectum is recorded in **m_cmt** (VG 16.G).

c. Teeth/Gums Variable name: **g_scurvy** [YN]

Scurvy designation. If the claimant had scurvy at the time of the examination, a positive answer is recorded in this variable.

Variable name: **g_scvevr** [YN]

Claimant ever had scurvy designation. If either the claimant or the surgeon stated that the claimant previously had scurvy, a positive answer is recorded in this variable.

Variable name: **g_csscv** [CS]

*Source of information for **g_scvevr**.* See "Variable Types" above for further discussion of CS variables.

Variable name: **g_gum[1-9]** [ST]

Gums description. The condition of the claimant's gums and alveolar process are recorded in this variable. Most observations refer to COLOR, INFLAMMATION, BLEEDING, ATROPHY, ULCERATION, or TENDERNESS.

Variable name: **g_tth[01-22]** [ST]

Teeth description. The condition of the claimant's teeth is recorded in this variable. Information in this variable includes the number of teeth present or missing as well as references to TOOTH DECAY.

d. Posture/Gait/Muscles Variable name: **g_pst[1-6]** [ST]

Posture description. Observations include ERECT**,** STOOPED, and CANNOT STAND.

Variable name: **g_gai[1-8]** [ST]

Gait description. Information about gait or ability to walk is recorded in this variable. Observations include LAME, USES A CANE, UNSTEADY, and NORMAL.

Variable name: **g_mus[01-13]** [ST]

Muscle description. General muscle descriptions are found in this variable, including ATROPHY and STRONG. Surgeons also tested a claimant's strength according to the strength of the grip of his hands, using an instrument called a dynamometer. This information is also recorded here.

e. Ability To Perform Manual Labor Variable name: **g_hnd[1-6]** [ST]

Hands description. A common indicator of the amount of labor the claimant performed was the condition of his palms. This information is found in this variable, which has observations such as SOFT and CALLOUSED.

Variable name: **g_manlab** [YN]

Impaired ability to do manual labor designation. When the certificate specifically states that the claimant's ability to perform manual labor was impaired, a positive answer is recorded in this variable. This includes partial or total impairment; clarifying information is recorded in the variable **g_cmt** (VG 8.G). However, if the impairment for manual labor was described as the result of a specific disease, the clarifying information is recorded in the additional comments variable (***_cmt**) for that disease screen.

Variable name: **g_reqaid** [YN]

Claimant requires aid designation. In addition to being unable to perform manual labor, a claimant may have required the aid of another person as a result of general debility, such as extreme age. In this case, a positive answer is recorded in this variable. Mention of the claimant's need for aid is stated as REQUIRES REGULAR AID AND ATTENDANCE, which is also a rating; when this is found, it is recorded in **g_reqaid** *and* in the ratings variable (***_rat**) for the specific disease. If the cause was from a nervous or mental disorder, it is recorded in **n_dep** (VG 15.J).

f. Rating/Related Diseases Variable name: **g_rat[1-5]** [ST]

General health condition rating. In addition to the rating, the rated condition, such as GENERAL DEBILITY, SCURVY, or ECZEMA, is recorded when stated. See "Some Standard Collection Procedures and Conventions" above for further discussion of rating variables.

Variable name: **g_rel[01-16]** [FF]

Diseases related to general health condition. See "Some Standard Collection Procedures and Conventions" above for further discussion of related diseases variables.

g. Additional Comments Variable name: **g_cmt[1-5]** [FF]

Additional comments for general appearance screen. For the complete comments, all instances of this variable must be read in ascending order, i.e. **g_cmt1**, **g_cmt2**, **g_cmt3**, etc. This variable contains information about FLAT FEET, CLEFT PALATE, and EXCESSIVE PERSPIRATION as well as abdominal measurements and large changes in weight; these descriptions are tagged with (APP). Descriptions of the results of scurvy, such as disease of the mouth, are also recorded in this variable and tagged with (SCUR). The examining surgeons often included descriptions of the tongue with general health descriptions; however, the information is recorded only when a severe problem existed. If the tongue was described as TREMULOUS, the information is recorded in **n_tremor** (VG 15.D). Codes used are listed in Section **VII**, Table 12. See "Some Standard Collection Procedures and Conventions" above for further discussion of additional comments variables.

9. Genito-Urinary **(u_*)**

a. Urinalysis Variable name: **u_urn[01-20]** [ST]

Urinalysis. Results of urinalyses indicating the presence or absence of ACID, SUGAR, BLOOD, and MUCUS as well as other DEPOSITS are recorded in this variable. The color of the urine, such as AMBER, is also recorded. If the color was described as DARK, it is recorded here *and* in the variable **l_dkurin** (VG 13.B). Urinalyses also indicated the SPECIFIC GRAVITY of the urine; these are collected only if they were below 1.010 or above 1.030. The presence of SUGAR is recorded here *and* in the variable **k_dbetes** (VG 5.B).

Variable name: **u_frq[1-6]** [ST]

Frequency of urination/micturition. This variable includes statements that micturition was FREQUENT or NORMAL, as well as the number of times per day or night of micturition. Some observations indicate the quantity of urine, particularly when it was unusually large. INCONTINENCE is also recorded in this variable.

Variable name: **u_urdiff** [YN]

Urination difficult designation. If urination was PAINFUL or DIFFICULT, a positive answer is recorded in this variable. Comments such as NO PAIN or URINE FREELY VOIDED are recorded as negative values in this variable.

Variable name: **u_cathtr** [YN]

Catheter designation. If a catheter was used to void the urine, a positive answer is recorded in this variable.

b. Tenderness Variable name: **u_tnd[1-6]** [ST]

Where tenderness existed. This variable contains observations indicating the presence of pain or tenderness in the genito-urinary organs, including BLADDER, KIDNEYS, PROSTATE, and URETHRA. When LOWER BACK PAIN is indicated on the surgeon's certificate in association with the kidneys, it is recorded in this variable; otherwise it is recorded as lumbago in **r_whr** (VG 18.A).

c. Kidney/Bladder Diseases Variable name: **u_nphrts** [YN]

Nephritis designation. Mention of NEPHRITIS or INFLAMMATION OF THE KIDNEYS is recorded as a positive answer in this variable.

Variable name: **u_cystts** [YN]

Cystitis designation. CYSTITIS and INFLAMMATION OF THE BLADDER are recorded as positive answers in this variable.

Variable name: **u_calcul** [YN]

Calculus designation. If the claimant suffered from BLADDER STONES or CALCULI, a positive answer is recorded in this variable.

Variable name: **u_uremia** [YN]

Uraemia designation. Any mention of UREMIA is recorded as a positive answer in this variable.

d. Urethra/Prostate/Testes Variable name: **u_strctr** [YN]

Stricture designation. Any indication of URETHRAL STRICTURE or OBSTRUCTION is recorded as a positive answer in this variable.

Variable name: **u_prs[1-4]** [ST]

Prostate description. Information about PROSTATITIS or ENLARGEMENT OF THE PROSTATE GLAND is recorded in this variable. Observations in this variable often include descriptions of the degree of enlargement and specific measurements of the prostate.

Variable name: **u_tst[01-18]** [ST]

Testes description. Problems with the claimant's testes are recorded in this variable, including ATROPHY and LOSS OF FUNCTION. The information is recorded in this variable only when it was not the result of an injury (VG 12) nor associated with a hydrocele or varicocele (VG 10.A). However, if a SARCOCELE was present, it is recorded here.

e. Rating/Related Diseases Variable name: **u_rat[1-4]** [ST]

Genito-urinary disease rating. When stated, the specific organ is recorded with the rating, as one certificate could contain separate ratings for each of several genito-urinary diseases. See "Some Standard Collection Procedures and Conventions" above for further discussion of rating variables.

Variable name: **u_rel10** [FF]

Diseases related to genito-urinary disease. See "Some Standard Collection Procedures and Conventions" above for further discussion of related diseases variables.

f. Additional Comments Variable name: **u_cmt** [FF]

Additional comments for genito-urinary screen. This variable contains additional information about genito-urinary problems, such as HYPERTROPHY or CONTRACTION OF THE BLADDER, URETHRAL FISTULA, and BRIGHT'S DISEASE. Codes used are listed in Section **VII**, Table 12. See "Some Standard Collection Procedures and Conventions" above for further discussion of additional comments variables.

---

10. Hernia **(h_*)**

Pension claimants may have had up to four distinct hernias described on their surgeons' certificates; descriptions of each hernia are stored in separate instances of the main hernia variable, **h_knd[1-4][1-5]**. Up to five descriptions of the first hernia mentioned on the certificate are stored in the variables **h_knd1[1-5]**, where the first numerical suffix '1' identifies which hernia is being described. Multiple descriptions of the second hernia will be stored in **h_knd2[1-5]**, and of the third hernia in **h_knd3[1-5]**, and so on. The subsidiary hernia variables **h_cls[1-3][1-7]**, **h_siz[1-4][1-6]**, **h_lng[1-2][1-3]**, **h_csln[1-2][1-3]**, **h_rat[1-3][1-5]**, and **h_rel[1-4][01-11]** may all be linked to which hernia they describe by their first numerical suffix, which matches the first suffix of **h_knd[1-4][1-5]**. For instance, if **h_knd1[1-5]** describes an INGUINAL hernia, **h_knd2[1-5]** describes a LEFT hernia, and **h_knd3[1-5]** describes a FEMORAL hernia, then **h_cls11**, **h_cls12**, **h_cls13**, **h_cls14**, **h_cls15**, **h_cls16**, and **h_cls17** refer to the inguinal hernia, **h_cls2[1-7]** refer to the left hernia, and **h_cls3[1-7]** refer to the femoral hernia, etc., on that certificate.

a. Hernia Description Variable name: **h_knd[1-4][1-5]** [ST]

Kind of hernia. The type or location of the hernia is described in this variable. Examples of locations include INGUINAL, SCROTAL, OBLIQUE, DIRECT, and COMPLETE. If the hernia was scrotal, it is also recorded in **h_scr**. Information about internal or external rings is not recorded. Note that if a claimant had more than one hernia, but they were described together and were the same other than size, they can be entered on the same page in different instances of this variable.

Variable name: **h_cls[1-3][1-7]** [ST]

Hernia classification. Observations include REDUCIBLE and STRANGULATED. Whether or not the hernia could be retained by a truss is also included in this variable.

Variable name: **h_siz[1-4][1-6]** [ST]

Size of hernia. Statements about the size of the hernia include actual measurements and comparison to objects, such as EGGS or FIST. Measurements of hyrdoceles and varicoceles, when given, are also recorded in this variable.

Variable name: **h_lng[1-2][1-3]** [ST]

Duration of hernia. This variable contains information about the length of time the claimant had the hernia.

Variable name: **h_csln[1-2][1-3]** [CS]

*Source of information for **h_lng**.* The second numerical suffix of **h_csln** matches the second numerical suffix of **h_lng** to which it relates. See "Variable Types" above for further discussion of CS variables.

Variable name: **h_var[1-3]** [YN]

Hydrocele or varicocele designation. If the claimant had a HYDROCELE or VARICOCELE, a positive answer is recorded in this variable.

Variable name: **h_scr[1-3]** [YN]

Hernia involved the scrotum designation. If the certificate mentioned that the hernia DESCENDED INTO SCROTUM or the claimant had a SCROTAL HERNIA, a positive answer is recorded in this variable.

b. Rating/Related Diseases Variable name: **h_rat[1-3][1-5]** [ST]

Hernia/varicocele/hydrocele rating. See "Some Standard Collection Procedures and Conventions" above for further discussion of rating variables.

Variable name: **h_rel[1-4][01-11]** [FF]

Diseases related to hernia/varicocele/hydrocele. Sometimes a claimant suffered from two hernias that are recorded separately but rated together. In this case, the rating is recorded in one instance of **h_rat** and the information that they are rated together is recorded in **h_rel**. For example, the rating may be recorded in the instance of **h_rat** for an inguinal hernia, with the value INGUINAL HERNIA RATED WITH VENTRAL HERNIA recorded in the variable **h_rel**. The variable **h_rel** for the ventral hernia would have the value VENTRAL HERNIA RATED WITH INGUINAL HERNIA. See "Some Standard Collection Procedures and Conventions" above for further discussion of related diseases variables.

c. Additional Comments Variable name: **h_cmt[1-3]** [FF]

Additional comments for hernia screen. Codes used are listed in Section **VII**, Table 12. See "Some Standard Collection Procedures and Conventions" above for further discussion of additional comments variables.

11. Infectious Disease and Fevers **(i_*)**

Note that the entire Infectious Diseases & Fevers screen can be accessed multiple times in order to accommodate separate infectious diseases. In the following variables, the first digit of the numerical suffix (1, 2, 3, 4, or 5) refers to which infectious disease or fever contains the condition being described on a particular examination certificate. For instance, if **i_fev1** contains MALARIA, **i_fev2** contains TYPHOID, and **i_fev3** contains FEVER, etc., then **i_whr11** and **i_whr12** refer to the malaria, **i_whr21** and **i_whr22** refer to the typhoid, and **i_whr31** and **i_whr32** refer to the fever, etc. on that certificate.

a. Presence of Infectious Disease/Fever Variable name: **i_fev[1-4]** [ST]

Which infectious disease. Any infectious disease from which the claimant suffered, past or present, is recorded in this variable. Observations include MALARIA, MUMPS, TUBERCULOSIS, and INFLUENZA (TUBERCULOSIS is also recorded on the respiratory screen–VG 17.E). Venereal diseases, particularly SYPHILIS, are also recorded in this variable.

Variable name: **i_whr[1-3][1-3]** [FF]

Where claimant contracted disease. The geographic location where the claimant contracted the disease is recorded in this variable. State codes are listed in Section **VII**, Table 2.

Variable name: **i_whn[1-4][1-3]** [ST]

When claimant contracted disease. Observations include specific dates or how long ago the claimant contracted the disease.

Variable name: **i_cur[1-4]** [YN]

Claimant currently suffering from disease designation. If the claimant was suffering from the disease at the time of the examination, a positive answer is recorded in this variable.

Variable name: **i_eff[1-4][01-26]** [ST]

Effects of disease. Observations cover a wide range of results from various diseases, including IMPAIRED FUNCTION OF ORGANS, CHILLS AND FEVER, ATROPHY OF MUSCLES, and SKIN ULCERS. When information about conditions resulting from an infectious disease included descriptions captured in a variable for another disease screen, it is recorded here *and* in the variable for the other disease screen. The cause/effect relationship is indicated in the ***_rel** variables. For example, if typhoid fever caused deafness, DEAFNESS would be recorded in **i_eff** as well as in **e_def** (VG 4.B), TYPHOID FEVER CAUSING DEAFNESS would be recorded in **i_rel** (VG 11.B), and DEAFNESS RESULTING FROM TYPHOID FEVER would be recorded in **e_rel** (VG 4.D).

b. Rating/Related Diseases Variable name: **i_rat[1-3][1-4]** [ST]

Infectious disease rating. See “Some Standard Collection Procedures and Conventions” above for further discussion of rating variables.

Variable name: **i_rel[1-4][01-16]** [FF]

Diseases related to infectious disease. See "Some Standard Collection Procedures and Conventions" above for further discussion of related diseases variables.

c. Additional Comments Variable name: **i_cmt[1-3]** [FF]

Additional comments for infectious diseases screen. Observations include details about the effects of the disease and evidence from the surgeon that the disease did not exist. Codes used are listed in Section **VII**, Table 12. See "Some Standard Collection Procedures and Conventions" above for further discussion of additional comments variables.

12. Injury/GSW **(w_*)**

Note that the entire Injury/GSW screen can be accessed multiple times in order to accommodate separate injuries. In the following variables, the first digit of the numerical suffix (1, 2, 3, 4, 5, 6, 7, 8, or 9) refers to which **w_cau*** variable contains the condition being described on a particular examination certificate. For instance, if **w_cau1** contains GSW, **w_cau2** contains FELL OVER LOG, and **w_cau3** contains KICKED BY HORSE, etc., then **w_bdy11**, **w_bdy12**, **w_bdy13**, **w_bdy14**, **w_bdy15**, **w_bdy16**, **w_bdy17**, **w_bdy18**, and **w_bdy19** refer to the GSW, **w_bdy2[1-9]** refer to the log accident, and **w_bdy3[1-9]** refer to the horse accident, etc. on that certificate.

a. Cause of Injury Variable name: **w_cau[1-8]** [ST]

Cause of injury. The most common observation is GUNSHOT WOUND, which is abbreviated GSW. Other observations include FELL, ACCIDENT, and RUN OVER BY WAGON.

b. Body Part Injured Variable name: **w_bdy[1-8][1-9]** [ST]

Body part injured. The body part or organ injured is recorded in this variable. Observations include HEAD, BACK, LEG, and FEET, as well as organs such as LUNGS.

c. Effects of Injury Variable name: **w_dis[1-8][01-26]** [ST]

Effects of injury. Complications, deformities, and disabilities resulting from the injury are recorded in this variable. Because injuries could affect any body part in a variety of ways, there are many different values recorded in this variable. The general categories of values are:

i. **Scars**: Measurements of the scars are not recorded, but descriptions such as ADHERENT, TENDER, and INFLAMED are. Often more than one scar was found resulting from an injury, especially in the case of gunshot wounds when the bullet left entrance and exit scars. The scars are distinguished only when they were described differently. For example, if both scars were tender, the information is recorded as SCARS TENDER. If the entrance scar was tender and the exit scar was not, the information is recorded as two observations; i.e., ENTRANCE SCAR TENDER and EXIT SCAR NOT TENDER.

ii. **Measurements**: These are found as comparative measurements, such as LEFT LEG 1 INCH SHORTER THAN RIGHT or in inches, such as CIRCUMFERENCE L ARM 5 INCHES, RIGHT 6 INCHES. Both types of measurements are recorded as given on the certificate.

iii. **Fractured/Deformed Bones**: Occasionally the claimant had a fractured bone at the time of the examination. More often, the bone healed improperly resulting in some kind of deformity, such as ANKYLOSIS. There are also observations describing resulting injuries to muscles and tendons.

iv. **Injury to Organs**: Sometimes organs were injured directly at the time of the wound, such as with a gunshot wound to the head near the ears or eyes. Other times, the effects of the wound resulted in an indirect impairment of organ function.

v. **Impaired Strength**: Effects of wounds also included impaired strength, either generally or to the injured body part. The claimant may also have been unable to perform certain activities, such as walking or laboring.

Often effects of injuries are recorded in *both* the variable **w_dis** and in specific variables for other disease screens. The cause/effect relationship is recorded in the ***_rel** variables. For example, if a head injury resulted in hearing loss, HEARING LOSS would be recorded in **w_dis** as well as in **e_cap** (VG 4.B), INJURY CAUSING HEARING LOSS would be recorded in **w_rel** (VG 12.E), and HEARING LOSS RESULTING FROM INJURY would be recorded in **e_rel** (VG 4.D).

d. Place and Time of Injury Variable name: **w_whn[1-7][1-3]** [ST]

When injury occurred. Observations include specific dates, such as AUGUST 24, 1863, and general time periods such as BEFORE THE WAR and AFTER DISCHARGE. The information recorded in this variable is often from the claimant's statement (**a_clst**–VG 1.N)

Variable name: **w_whr[1-6][1-2]** [FF]

Where injury occurred. The geographic location where the injury occurred is recorded in this variable. Values in this variable are often given the names of specific battles. The information recorded in this variable is often from the claimant's statement (**a_clst**–VG 1.N). State codes are listed in Section **VII**, Table 2.

e. Rating/Related Diseases Variable name: **w_rat[1-7][1-8]** [ST]

Injury rating. See "Some Standard Collection Procedures and Conventions" above for further discussion of rating variables.

Variable name: **w_rel[1-8][01-14]** [FF]

Diseases related to injury. See "Some Standard Collection Procedures and Conventions" above for further discussion of related diseases variables.

f. Additional Comments Variable name: **w_cmt[1-4][01-09]** [FF]

Additional comments for injury/GSW screen. For the complete comments, all instances of this variable must be read in ascending order, i.e., **w_cmt101**, **w_cmt102**, **w_cmt103**, etc. This variable contains additional details about the disability resulting from the wound or injury, including the surgeons' judgement whether the condition was PERMANENT or TEMPORARY. Other values refer to past treatment for the injury and ability to perform manual labor. Codes used are listed in Section **VII**, Table 12. See "Some Standard Collection Procedures and Conventions" above for further discussion of additional comments variables.

13. Liver, Spleen, and Gallbladder **(f_*, l_*, s_*, z_*)**

a. Liver/Spleen/Gallbladder Designation Variable name: **f_lvspg[1-3]** [ST]

Liver, spleen, or gallbladder designation. This variable indicates whether the LIVER, SPLEEN, or GALLBLADDER screens are accessed.

b. Liver Variable name: **l_enlarg** [YN]

Liver enlargement designation. A positive answer is recorded here only when the surgeons clearly stated that the liver was ENLARGED or that it was FELT BELOW THE RIB CAGE.

Variable name: **l_nlg[1-4]** [ST]

Liver enlargement description. When the description of the size of the liver does not clearly indicate enlargement, the information is recorded in this variable exactly as it is stated on the surgeon's certificate.

Variable name: **l_pain** [YN]

Liver painful designation. If the liver was PAINFUL or TENDER, a positive answer is recorded in this variable.

Variable name: **l_atrphy** [YN]

Liver atrophied designation. Any indication of ATROPHY or INDURATION of liver is recorded as a positive answer in this variable.

Variable name: **l_ascite** [YN]

Ascites designation. The presence of ASCITES is recorded as a positive answer in this variable.

Variable name: **l_yellow** [YN]

Jaundice designation. Any indication of JAUNDICE such as YELLOWNESS OF SKIN or EYES is recorded as a positive answer in this variable. This information is also recorded in **g_app** (VG 8.A) and/or **y_cnj** (VG 6.D).

Variable name: **l_dkurin** [YN]

Dark urine designation. If DARK URINE was found by urinalysis, a positive answer is recorded in this variable as an additional indication of liver disease. This information is also recorded in **u_urn** (VG 9.A).

Variable name: **l_cau1** [ST]

Cause of liver disease. Observations include MALARIA and ALCOHOLISM, though the certificates rarely state a cause for the liver disorder.

Variable name: **l_rat[1-4]** [ST]

Liver disorder rating. See "Some Standard Collection Procedures and Conventions" above for further discussion of rating variables.

Variable name: **l_rel[01-11]** [FF]

Diseases related to liver disorder. See "Some Standard Collection Procedures and Conventions" above for further discussion of related diseases variables.

Variable name: **l_cmt** [FF]

Additional comments for liver screen. Codes used are listed in Section **VII**, Table 12. See "Some Standard Collection Procedures and Conventions" above for further discussion of additional comments variables.

c. Spleen Variable name: **s_enlarg** [YN]

Spleen enlargement designation. A positive answer is recorded here only when the surgeons clearly stated that the spleen was ENLARGED or PALPABLE.

Variable name: **s_nlg[1-3]** [ST]

Spleen enlargement description. When the description of the size of the spleen does not clearly indicate enlargement, the information is recorded in this variable exactly as it is stated on the surgeon's certificate.

Variable name: **s_pain** [YN]

Spleen painful designation. If the spleen was TENDER or PAINFUL, a positive answer is recorded in this variable.

Variable name: **s_rat[1-2]** [ST]

Spleen disorder rating. Separate ratings for spleen are not very common; usually disorders of the spleen are rated with other diseases, as indicated in **s_rel**. See "Some Standard Collection Procedures and Conventions" above for further discussion of rating variables.

Variable name: **s_rel[01-10]** [FF]

Diseases related to spleen disorders. See "Some Standard Collection Procedures and Conventions" above for further discussion of related diseases variables.

Variable name: **s_cmt** [FF]

Additional comments for spleen screen. Information in this variable includes ATROPHY of the spleen. Codes used are listed in Section **VII**, Table 12. See "Some Standard Collection Procedures and Conventions" above for further discussion of additional comments variables.

d. Gallbladder Variable name: **z_pain** [YN]

Gallbladder painful designation. If the gallbladder was PAINFUL or TENDER, a positive answer is recorded in this variable.

Variable name: **z_rat[1-2]** [ST]

Gallbladder disorder rating. See "Some Standard Collection Procedures and Conventions" above for further discussion of rating variables.

Variable name: **z_rel[1-8]** [FF]

Diseases related to gallbladder disorder. See "Some Standard Collection Procedures and Conventions" above for further discussion of related diseases variables.

Variable name: **z_cmt** [FF]

Additional comments for gallbladder screen. Information in this variable includes BILIARY COLIC and GALLBLADDER STONES. Codes used are listed in Section **VII**, Table 12. See "Some Standard Collection Procedures and Conventions" above for further discussion of additional comments variables.

14. Neoplasm/Tumor **(t_*)**

Note that the entire Neoplasm/Tumor screen can be accessed multiple times in order to accommodate separate tumors. In the following variables, the first digit of the numerical suffix (1, 2, or 3) refers to which neoplasm or tumor in **t_tmr*** is being described on a particular examination certificate. For instance, if **t_tmr1** contains CARCINOMA, **t_tmr2** contains NEOPLASM, and **t_tmr3** contains LIPOMA, etc., then **t_dsc11**, **t_dsc12**, **t_dsc13**, **t_dsc14**, **t_dsc15**, **t_dsc16**, and **t_dsc17** refer to the carcinoma, **t_dsc2[1-7]** refer to the neoplasm, and **t_dsc3[1-7]** refer to the lipoma, etc. on that certificate.

a. Description of Tumor Variable name: **t_tmr[1-4]** [ST]

Type of tumor. Observations include NEOPLASM, CARCINOMA, LIPOMA, and other types of growths.

Variable name: **t_dsc[1-4][1-7]** [FF]

Tumor description. The description of the tumor is recorded exactly as given on the certificate. For the complete description, all instances of this variable must be read in ascending order, i.e., **t_dsc11**, **t_dsc12**, **t_dsc13**, etc. These descriptions include the size, history, and results of the tumor.

Variable name: **t_mal[1-2]** [YN]

Tumor malignant designation. If the tumor was MALIGNANT, a positive answer is recorded in this variable. However, this information is rarely found on the certificates.

b. Rating/Related Diseases Variable name: **t_rat[1-3][1-2]** [ST]

Tumor rating. See "Some Standard Collection Procedures and Conventions" above for further discussion of rating variables.

Variable name: **t_rel[1-3][01-09]** [FF]

Diseases related to tumor. See "Some Standard Collection Procedures and Conventions" above for further discussion of related diseases variables.

c. Additional Comments Variable name: **t_cmt11** [FF]

Additional comments for neoplasm/tumor screen. Codes used are listed in Section **VII**, Table 12. See "Some Standard Collection Procedures and Conventions" above for further discussion of additional comments variables.

15. Nervous System **(n_*)**

a. Balance/Aphasia Variable name: **n_balnce** [YN]

Claimant had trouble with balance at rest designation. The surgeons often tested the claimant's sense of balance at rest by having the claimant stand still with his eyes closed. If he had trouble keeping his balance, a positive answer is recorded in this variable.

Variable name: **n_incoor** [YN]

Claimant had trouble with balance on movement designation. If the claimant had DIFFICULTY KEEPING BALANCE WHILE WALKING, a positive answer is recorded in this variable. A positive answer is also recorded when the surgeons stated that the claimant had INCOORDINATION or LOCOMOTOR ATAXIA.

Variable name: **n_aphsia** [YN]

Aphasia designation. APHASIA or DIFFICULTY SPEAKING is recorded as a positive answer in this variable when it was the result of a nervous disorder, such as a stroke. If the claimant had trouble speaking because of mental illness, it is recorded in the variable **n_mil** (VG 15.H).

b. Paralysis Variable name: **n_parlys** [YN]

Paralysis designation. Any indication of PARALYSIS, PARESIS, or PALSY is recorded as a positive answer in this variable. Mention of DROOPY EYE is also recorded as a positive answer.

Variable name: **n_wpa[01-12]** [ST]

Where paralysis existed. The area affected by paralysis is recorded in this variable. Observations include specific body parts, such as LEFT LEG and FACE, as well as more general descriptions, such as RIGHT SIDE.

c. Reflexes Variable name: **n_rfl[1-8]** [ST]

Which reflex affected. The most common observation is PATELLAR. Mention of ANKLE CLONUS is also recorded in this variable.

Variable name: **n_rds[1-8]** [ST]

Reflex increased or decreased designation. Whether the reflex recorded in **n_rfl** was INCREASED, DECREASED, or NORMAL is recorded in this variable. The numerical suffix of **n_rds** matches the numerical suffix of **n_rfl** to which it relates.

Variable name: **n_rsd[1-6]** [ST]

Which side affected. This variable records which side of the body was affected by the reflex recorded in **n_rfl**. The numerical suffix of **n_rsd** matches the numerical suffix of **n_rfl** to which it relates.

d. Paralysis Agitans Variable name: **n_tremor** [YN]

Paralysis agitans designation. Mention of PARALYSIS AGITANS is recorded as a positive answer in this variable. Statements that the claimant had TREMORS or TREMBLING, including TREMULOUS TONGUE, are also recorded as positive answers in this variable.

e. Hyperaesthesia/Neuralgia/Sensory Paralysis

Variable name: **n_nrg[01-18]** [ST]

Hyperaesthesia or neuralgia designation. The existence of HYPERAESTHESIA or NEURALGIA is recorded in this variable.

Variable name: **n_wne[01-18]** [ST]

Location of hyperaesthesia/neuralgia. This variable records the location on the body of the condition described in **n_nrg**. The numerical suffix of **n_wne** matches the numerical suffix of **n_nrg** to which it relates.

Variable name: **n_sense** [YN]

Sensory paralysis designation. Sensory paralysis is usually indicated in the surgeons' certificates by the terms ANAESTHESIA, HYPAESTHESIA, or NUMBNESS. Statements such as FEELS LIKE HE IS WALKING ON CUSHIONS are also considered a form of sensory paralysis. Any of these comments are recorded as positive answers in this variable.

Variable name: **n_wsp[01-12]** [ST]

Location of sensory paralysis. This variable records the location on the body of sensory paralysis.

f. Vertigo/Headaches/Nervousness Variable name: **n_vrtigo** [YN]

Vertigo designation. Mention of VERTIGO or DIZZINESS is recorded as a positive answer in this variable. Additional information such as what caused attacks of vertigo is recorded in **n_cmt** (VG 15.L).

Variable name: **n_hedach** [YN]

Headache designation. If the claimant suffered from headaches, a positive answer is recorded in this variable.

Variable name: **n_hds[1-8]** [ST]

Headache description. Descriptions of the headaches, including frequency, location, and severity, are recorded in this variable.

Variable name: **n_anxous** [YN]

Nervousness designation. When the surgeons indicated the claimant was unusually ANXIOUS, NERVOUS, IRRITABLE, or EXCITABLE, a positive answer is recorded in this variable. However, if the surgeons stated only that the claimant had a NERVOUS EXPRESSION, it is recorded in **g_app** (VG 8.A).

g. Epilepsy Variable name: **n_eplpsy** [YN]

Epilepsy designation. Any indication that the claimant had EPILEPSY or FITS is recorded as a positive answer in this variable. Details about the type of seizure, the frequency, duration, and severity, are recorded in **n_cmt** (VG 15.L), tagged with (EPLPSY).

h. Memory Loss/Mental Illness Variable name: **n_memlos** [YN]

Memory loss designation. MEMORY LOSS, including mention of FORGETFULNESS and DIFFICULTY REMEMBERING PAST EVENTS, is recorded as a positive answer in this variable.

Variable name: **n_mil[01-23]** [ST]

Indications of mental illness. Observations include DEMENTIA, DEPRESSION, INSANITY, and MENTAL IMPAIRMENT. SENILITY is recorded here when it was used to indicate loss of mental power from age; when the term referred to general physical breakdown due to age it is recorded in the variable **g_app** (VG 8.A). Many observations in this variable are descriptive, indicating how the mental illness was manifested.

i. Cause of Nervous Disorder Variable name: **n_cau[1-5]** [ST]

Cause of nervous disorder. Observations include APOPLEXY, INJURY, and SUNSTROKE. If the cause was an injury, the information is also recorded in the Injury/GSW variables (VG 12).

j. Dependance on Others Variable name: **n_depend** [YN]

Dependance on others designation. If the nervous condition made the claimant dependent in any way, a positive answer is recorded in this variable. Statements that indicate dependence include NEEDS HELP EATING, CANNOT GO OUT ALONE, and UNABLE TO DRESS HIMSELF. If the cause for dependance was something other than a nervous condition, the information is recorded in **g_reqaid** (VG 8.E).

k. Rating/Related Disease Variable name: **n_rat[1-4]** [ST]

Nervous disorder rating. See "Some Standard Collection Procedures and Conventions" above for further discussion of rating variables.

Variable name: **n_rel[01-14]** [FF]

Diseases related to nervous disorder. See "Some Standard Collection Procedures and Conventions" above for further discussion of related diseases variables.

l. Additional Comments Variable name: **n_cmt[01-15]** [FF]

Additional comments for nervous system screen. For the complete comments, all instances of this variable must be read in ascending order, i.e. **n_cmt01**, **n_cmt02**, **n_cmt03**, etc. Comments include SYNCOPE, INSOMNIA, NERVOUS PROSTRATION, NEURASTHENIA, and ENERVATION. Mention of SPECIAL SENSES other than sight or hearing is also recorded in this variable. Codes used are listed in Section **VII**, Table 12. See "Some Standard Collection Procedures and Conventions" above for further discussion of additional comments variables.

16. Rectum/Hemorrhoids **(m_*)**

a. Hemorrhoids Variable name: **n_hmrrhd** [YN]

Hemorrhoids designation. The presence of HEMORRHOIDS is recorded as a positive answer in this variable. Hemorrhoids are usually indicated on the surgeons' certificates by mention of PILES, ENGORGED, or ENLARGED RECTAL VEINS. Information about the size and number of hemorrhoids is not recorded.

Variable name: **m_hulcrt** [YN]

Hemorrhoids ulcerated designation. If the hemorrhoids were ULCERATED, EXCORIATED, or FISSURED, a positive answer is recorded in this variable.

Variable name: **m_hbleed** [YN]

Hemorrhoids bleeding designation. If the hemorrhoids were BLEEDING, a positive answer is recorded in this variable.

Variable name: **m_hprlps** [YN]

Hemorrhoids prolapsed designation. When the hemorrhoids were PROLAPSED or PROTRUDING, a positive answer is recorded in this variable. Mention that the hemorrhoids were EXTERNAL is also recorded as a positive answer in this variable.

Variable name: **m_htnder** [YN]

Hemorrhoids tender designation. If the hemorrhoids were TENDER, CONGESTED, or PAINFUL, a positive answer is recorded in this variable.

b. Rectum Variable name: **m_rectum** [YN]

Rectum abnormal designation. Any indication of RECTAL TROUBLE or IRRITATION is recorded as a positive answer in this variable. More specific indications of the condition are recorded in the following variables.

Variable name: **m_rulcrt** [YN]

Rectum ulcerated designation. If the rectum was ULCERATED, EXCORIATED, or FISSURED, a positive answer is recorded in this variable. RECTAL SORES, ABRASIONS, and EROSIONS are also included here.

Variable name: **m_rbleed** [YN]

Rectum bleeding designation. When the rectum was BLEEDING, or if it BLED ON EXAMINATION, a positive answer is recorded in this variable.

Variable name: **m_rprlps** [YN]

Rectum prolapsed designation. PROLAPSUS ANI is indicated by a positive answer in this variable.

Variable name: **m_rtnder** [YN]

Rectum tender designation. Any mention that the rectum was TENDER, RED, CONGESTED, or SORE, as well as mention of PROCTITIS is recorded as a positive answer in this variable.

c. Sphincter Variable name: **m_spscar** [YN]

Sphincter scarred designation. Information found in the certificates indicating SCARRING of the sphincter is recorded as a positive answer in this variable. STRICTURE OF RECTUM and CONTRACTED RECTUM are also recorded as positive answers in this variable.

Variable name: **m_sploos** [YN]

Sphincter loose designation. Mention that the sphincter was ENLARGED, LOOSE, or RELAXED is recorded as a positive answer in this variable. PARALYSIS OF SPHINCTER is also recorded here.

d. Fistulas Variable name: **m_fstula** [YN]

Rectal fistula designation. The presence of a RECTAL FISTULA is recorded as a positive answer in this variable.

e. Pruritus Ani Variable name: **m_prurts** [YN]

Pruritus ani designation. If the claimant had PRURITUS ANI a positive answer is recorded in this variable.

f. Rating/Related Diseases Variable name: **m_rat[1-4]** [ST]

Rectal disease rating. See "Some Standard Collection Procedures and Conventions" above for further discussion of rating variables.

Variable name: **m_rel[01-14]** [FF]

Diseases related to rectal disease. See "Some Standard Collection Procedures and Conventions" above for further discussion of related diseases variables.

g. Additional Comments Variable name: **m_cmt[1-8]** [FF]

Additional comments for rectum/hemorrhoids screen. For the complete comments, all instances of this variable must be read in ascending order, i.e. **m_cmt1**, **m_cmt2**, **m_cmt3**, etc. Observations include MUCUS MEMBRANE REDUNDANT and ECZEMA OF RECTUM. Codes used are listed in Section **VII**, Table 12. See "Some Standard Collection Procedures and Conventions" above for further discussion of additional comments variables.

17. Respiratory **(p_*, pd_*, pc_*, pb_*, pl_*, pm_*)**

a. Upper Respiratory Tract Variable name: **p_urs[01-26]** [ST]

Upper respiratory tract diseases. Observations include PHARYNGITIS, LARYNGITIS, RHINITIS, and TONSILLITIS. Mention of HOARSENESS and APHONIA are also recorded in this variable.

b. Dullness Variable name: **p_dull** [YN]

Dullness designation. Indication of DULLNESS ON PERCUSSION, CONSOLIDATION, or HEPATIZATION OF LUNGS is recorded as a positive answer in this variable.

Variable name: **pd_wh[01-07]** [ST]

Location of dullness. Observations include RIGHT LOBE, LOWER HALF OF LEFT LUNG, and BASE OF BOTH LUNGS.

c. Respiratory Sounds Variable name: **p_snd[01-14]** [ST]

Respiratory sounds. This variable contains breathing sounds heard by the examiners. The sounds described include RESPIRATORY MURMURS, RALES, CREPITUS, VOCAL FREMITUS, and RONCHAE. BRONCHIAL and TUBULAR BREATHING are also recorded in this variable, as well as DECREASED RESONANCE and HYPERRESONANCE. The exact location of the sounds in the lungs is not recorded.

d. Cough/Expectoration Variable name: **p_cough** [YN]

Cough designation. The presence of a COUGH or EXPECTORATION is recorded as a positive answer in this variable.

Variable name: **pc_ds[1-8]** [ST]

Description of cough. Observations include DRY, PRODUCTIVE, and BLOODY.

Variable name: **pc_fr[1-6]** [ST]

Frequency or duration of cough. This variable includes mention that the cough was CHRONIC or ACUTE, or that it occurred only at certain times of day.

e. Lower Respiratory Disease Variable name: **p_bre[1-8]** [ST]

Breathing signs of respiratory disease. Observations include DYSPNOEA, APNEA, and ASTHMATIC BREATHING. Dyspnoea associated with heart disease is recorded in the variable **c_dyspne** (VG 2.H).

Variable name: **pb_frq[1-6][1-5]** [ST]

*Frequency or duration of problem in **p_bre**.* This variable contains information about the frequency and duration of the breathing problem, including CHRONIC and ACUTE. Values also include conditions that triggered the problem, such as COLDS and EXERCISE. The first numerical suffix of **pb_frq** matches the numerical suffix of **p_bre** to which it relates.

Variable name: **p_lrs[1-7]** [ST]

Lower respiratory diseases. Observations include BRONCHITIS, PNEUMONIA, TUBERCULOSIS, ASTHMA, EMPHYSEMA, and PLEURITIS. HAY FEVER and HYDROTHORAX are also recorded in this variable.

Variable name: **pl_frq[1-5][1-6]** [ST]

*Frequency or duration of problem in **p_lrs**.* This variable contains information about the frequency and duration of the disease, including CHRONIC, ACUTE, and the length of time the claimant had the disease. The first numerical suffix of **pl_frq** matches the numerical suffix of **p_lrs** to which it relates.

f. Chest Description Variable name: **p_pctcar** [YN]

Pectus carinatum designation. If the claimant's chest was described as PIGEON or CHICKEN BREASTED, a positive answer is recorded in this variable.

Variable name: **p_pctexc** [YN]

Pectus excavatum designation. FLAT and SUNKEN CHEST are recorded as positive answers in this variable.

Variable name: **p_measur** [YN]

Chest measurements designation. If chest measurements are given on the certificate, a positive answer is recorded in this variable. The specific measurements are recorded in the following variables, according to when the measurement was taken: on expiration, on inhalation, at rest, or unspecified. For complete chest measurements across the entire sample, the values in the following variables must be carefully combined. If the measurements showed only the difference between expiration and inspiration or the amount of expansion, that information is recorded in **p_cmt** (VG 17.H).

Variable name: **pm_expir** [CD]

Chest measurement on expiration.

Variable name: **pm_rest** [CD]

Chest measurement at rest.

Variable name: **pm_insp** [CD]

Chest measurement on inspiration.

Variable name: **pm_unsp[1-3]** [CD]

Unspecified chest measurements. These variables are used when the surgeons did not specify whether the measurements were on expiration, inspiration, or at rest.

g. Rating/Related Disease Variable name: **p_rat[1-6]** [ST]

Respiratory disease rating. Observations usually indicate whether the rating applies to the UPPER RESPIRATORY TRACT or to the LUNGS. See "Some Standard Collection Procedures and Conventions" above for further discussion of rating variables.

Variable name: **p_rel[01-16]** [FF]

Diseases related to respiratory disease. See "Some Standard Collection Procedures and Conventions" above for further discussion of related diseases variables.

h. Additional Comments Variable name: **p_cmt[1-6]** [FF]

Additional comments for respiratory screen. For the complete comments, all instances of this variable must be read in ascending order, i.e., **p_cmt1**, **p_cmt2**, **p_cmt3**, etc. Observations include mention of CONSTRICTION ABOUT THE THORAX or CHEST if it was related to respiratory disease; otherwise that information is recorded in the **n_cmt** (VG 15.L). Codes used are listed in Section **VII**, Table 12. See "Some Standard Collection Procedures and Conventions" above for further discussion of additional comments variables.

18. Rheumatism/Musculo-Skeletal **(r_*, ri_*)**

a. Body Part Affected Variable name: **r_whr[01-21]** [ST]

Where rheumatism was located. Observations include specific body parts such as BACK, ARMS, LEGS, KNEES, and SHOULDERS or general comments such as GENERAL MUSCLES or ALL JOINTS. If two different body parts were described in exactly the same way, they can be recorded in the same instance of the variable, separated by a vertical bar (|). For example, if the knees and elbows had the same manifestations of rheumatism, they are recorded in **r_whr** as KNEES|ELBOWS.

Variable name: **ri_pn[01-20]** [YN]

Pain designation. PAIN or TENDERNESS in the specified body part is recorded as a positive answer in this variable. When the surgeons stated that LUMBAGO was present, LUMBAR is recorded in **r_whr** and Y in **ri_pn**. The numerical suffix of **ri_pn** matches the numerical suffix of **r_whr** to which it relates.

Variable name: **ri_sw[01-21]** [YN]

Swelling designation. If there was ENLARGEMENT or SWELLING in the specified body part, a positive answer is recorded in this variable. The numerical suffix of **ri_sw** matches the numerical suffix of **r_whr** to which it relates.

Variable name: **ri_cr[01-17]** [YN]

Crepitation designation. Whether or not CREPITATION or CREAKING was present in the specified body part is recorded in this variable. The numerical suffix of **ri_cr** matches the numerical suffix of **r_whr** to which it relates.

Variable name: **ri_at[01-20]** [YN]

Atrophy designation. This variable indicates whether or not there was ATROPHY, WASTING, or WEAKNESS in the specified body part. The numerical suffix of **ri_at** matches the numerical suffix of **r_whr** to which it relates.

Variable name: **ri_rs[1-9a-k][01-19]** [ST]

Motion restriction description. The information is recorded in this variable exactly as found on the certificates. Observations include CONTRACTED TENDONS, DIFFICULTY STOOPING, LAMENESS, and STIFFNESS. Specific comments about the degree of motion limitation are also recorded in this variable, including INABILITY TO RAISE ARMS beyond a specific height, MOTION LIMITED TO 1/3 or RESTRICTED BY 1/2. In cleaning, fractions and percentages are changed to decimals. If the motion restriction caused DIFFICULTY WALKING, it is recorded here *and* in **g_gai** (VG 8.D). The first numerical suffix of **ri_r** matches the numerical suffix of **r_whr** to which it relates, with the exception that numbers greater than 9 are represented as letters. For example, if **r_whr11** contains LEGS, then descriptions of the claimant's motion restrictions in his legs are recorded in **ri_rsb[01-15]**. See Section **IX** for a fuller discussion of similar interdependencies between variables.

b. Sciatica Variable name: **r_sctica** [YN]

Sciatica designation. PAIN or TENDERNESS OF THE SCIATIC NERVE is recorded as a positive answer in this variable.

c. Spinal Curvature/Deformity Variable name: **r_spn[1-8]** [ST]

Spinal curvature/deformity description. Observations include KYPHOSIS and SCOLIOSIS, as well as descriptions of how far the spine was out of alignment.

d. Rating/Related Diseases Variable name: **r_rat[1-4]** [ST]

Rheumatism rating. See "Some Standard Collection Procedures and Conventions" above for further discussion of rating variables.

Variable name: **r_rel[01-16]** [FF]

Diseases related to rheumatism. See "Some Standard Collection Procedures and Conventions" above for further discussion of related diseases variables.

e. Additional Comments Variable name: **r_cmt** [FF]

Additional comments for rheumatism/mulculo-skeletal screen. Information about RHEUMATIC DEPOSITS, DEFORMITY caused by rheumatism, INFLAMED JOINTS, and INDURATED MUSCLES is recorded in this variable. Measurements of joints are also recorded in this variable. Codes used are listed in Section **VII**, Table 12. See "Some Standard Collection Procedures and Conventions" above for further discussion of additional comments variables.

19. Varicose Veins **(v_*)**

a. Varicose Veins Variable name: **v_veins** [YN]

Varicose veins designation. Whether or not the claimant had varicose veins in the lower extremities is recorded in this variable. The following variables record the presence of conditions resulting from the varicose veins. The size and exact location of the varicose veins are not recorded. Varicose veins were occasionally mentioned in other parts of the body as a result of an injury; this information is recorded only in the Injury/GSW Variable Group (VG 12).

Variable name: **v_sknprb** [YN]

Skin problems resulting from varicose veins designation. ULCERS, ECZEMA, and RUPTURES are recorded as positive answers in this variable.

Variable name: **v_scar** [YN]

Scarring resulting from varicose veins designation. CHRONIC SCARRING and THICKENING resulting from the varicose veins are recorded as positive answers in this variable.

Variable name: **v_discol** [YN]

Discoloration resulting from varicose veins designation. When there was DISCOLORATION resulting from the varicose veins, a positive answer is recorded in this variable.

Variable name: **v_oedema** [YN]

Oedema resulting from varicose veins designation. OEDEMA or SWELLING resulting from varicose veins is recorded as a positive answer in this variable. Oedema from other causes is recorded in **c_oedema** (VG 2.F).

Variable name: **v_cyanos** [YN]

Cyanosis resulting from varicose veins designation. If CYANOSIS of the feet or legs resulted from varicose veins, a positive answer is recorded in this variable. Cyanosis from other causes is recorded in **c_cyanos** (VG 2.G).

Variable name: **v_pain** [YN]

Pain resulting from varicose veins designation. PAIN or SORENESS associated with the varicose veins is recorded as a positive answer in this variable.

Variable name: **v_impmot** [YN]

Impaired motion from varicose veins designation. If there was IMPAIRED MOTION because of the varicose veins, a positive answer is recorded in this variable.

b. Rating/Related Diseases Variable name: **v_rat[1-4]** [ST]

Varicose veins rating. See "Some Standard Collection Procedures and Conventions" above for further discussion of rating variables.

Variable name: **v_rel[1-9]** [FF]

Diseases related to varicose veins. See "Some Standard Collection Procedures and Conventions" above for further discussion of related diseases variables.

c. Additional Comments Variable name: **v_cmt** [FF]

Additional comments for varicose veins screen. Observations in this variable include information about the cause of the varicose veins, such as HEAVY MARCHING, and the resulting level of disability. Codes used are listed in Section **VII**, Table 12. See "Some Standard Collection Procedures and Conventions" above for further discussion of additional comments variables.

20. Normal (Healthy) **(o_*)**

a. Normal Organs/Systems Variable name: **o_nrm[01-13]** [ST]

Normal organs or systems. This variable lists organs and systems that are specifically listed on the surgeons' certificates as NORMAL or HEALTHY. This variable is used only when the organ or system mentioned was completely normal. If the surgeons stated, for example, HEART RAPID, OTHERWISE NORMAL HEART is *not* recorded in **o_nrm**.

b. Normal Body Measurement Variable name: **o_mea[01-36]** [ST]

Body part measurements. This variable contains measurements of normal body parts. Measurements for both left and right body parts are recorded, distinguished by L or R in parentheses at the end of the value. If the difference between the two was less than one inch, they are considered normal and recorded in **o_mea**. Measurements associated with injuries are recorded in **w_dis** (VG 12.C); those associated with rheumatism are recorded in **r_cmt** (VG 18.E); and those associated with varicose veins are recorded in **v_cmt** (VG 19.C).

21. Extra Information **(x_*)**

Variable name: **x_ext[1-4][1-4]** [FF]

Extra information. This variable contains additional or clarifying information that could not be recorded in the other disease variable groups. It is sometimes used as a continuation of additional comments in specific disease screens for which only one instance of the ***_cmt** variable is available. Any information about VICIOUS HABITS such as ALCOHOLISM or DRUG USE is recorded in this variable. Information from post mortem certificates is entered here (see also the description of postmortem certificates in VG 1.E). Occasionally, certificates are found containing information about disabled children; this information is also recorded in this variable.

Information is recorded verbatim from the certificates and often requires multiple instances of the **x_ext** variable. Therefore, the variables should be read in the following order: **x_ext11**, **x_ext21**, **x_ext31**, **x_ext41**, **x_ext12**, **x_ext22**, **x_ext32**, **x_ext42**, **x_ext13**, **x_ext23**, etc. In cleaning, codes are assigned to each instance of this variable. The codes are found in parentheses at the beginning of each observation. Several codes may be used to indicate the nature of the information found in the observation. The following codes (also listed in Section **VII**, Table 11) are used with this variable:

AGE -- information about the claimant's age, in addition to that found in the variable **a_age** (VG 1.J).
BIRTH -- information about the place and date of the claimant's birth (VG 1.J).
BLOOD PRESSURE – additional or clarifying information related to the variable **a_bldprs** (VG 1.M).
CARDIOVASCULAR -- information related to cardiovascular variables **c_*** (VG 2).
COMPLEXION -- additional or clarifying information related to that found in the variable **a_complx** (VG 1.K).
DEATH -- information about place and date of death.
DEPENDENT CHILD -- examinations of dependent children, recorded verbatim.
DIARRHEA -- information related to diarrhea/dysentery variables **d_*** (VG 3).
EAR -- information related to ear disease variables **e_*** (VG 4).
ENDOCRINE -- information related to endocrine disease variables **k_*** (VG 5).
EYE -- information related to eye disorder variables **y_*** (VG 6).
FAMILY -- information about the claimant's family, such as name of wife, number of children, and history of parents' illnesses.
GALLBLADDER -- information related to gallbladder variables **z_*** (VG 13.D).
GASTROINTESTINAL -- information related to gastrointestinal variables **q_*** (VG 7).
GENERAL -- information related to general appearance variables **g_*** (VG 8); however, information about skin problems are coded separately.
GENITO-URINARY -- information related to genito-urinary variables **u_*** (VG 9).
HAIR -- additional or clarifying information related to the variable **a_hair** (VG 1.K).
HEIGHT – additional or clarifying information related to the variables **a_hgtin**, **a_hgtft** (VG 1.K).
HERNIA -- information related to hernia variables **h_*** (VG 10).
INFECTIOUS DISEASE -- information related to infectious disease variables **i_*** (VG 11).
INJURY -- information related to injury/gunshot wound variables **w_*** (VG 12).
LIVER -- information related to liver variables **l_*** (VG 13.B).
MILITARY -- information related to the military variables (VG 1.F): **a_mlcmp**, **a_mlrgt**, **a_mlrnk**, **a_mlsta**, and **a_mldsc**. Also includes information about enlistment and discharge date and place.
MISCELLANEOUS -- includes various information not directly related to any group of variables.
NEOPLASM -- information related to neoplasm/tumor variables **t_*** (VG 14).
NERVOUS SYSTEM -- information related to nervous system variables **n_*** (VG 15).

NORMAL -- information indicating that specific organs or systems are normal; also statements that the claimant was generally in normal health. This information may be associated with the normal screen variables **o_*** (VG 20).

OCCUPATION -- information about the claimant's occupation, related to the variables **a_ocpat** and **a_ocdsc** (VG 1.L).

PHYSICIAN'S AFFIDAVIT -- information taken from physician's affidavits rather than from examinations by a board of surgeons. Sections of these affidavits are generally recorded in the **x_ext** variables when they held useful information that is not collected in more specific variables. See also VG 1.E for further explanation of physician's affidavits.

POST MORTEM -- certificates that contain post mortem examinations are entered verbatim in the **x_ext** variables and are coded as POST MORTEM, rather than by the diseases indicated as the cause of death. See also VG 1.E for further explanation of postmortem certificates.

PULSE/RESPIRATION -- additional information about pulse and/or respiration rates, related to the following variables (VG 1.M): **a_plsun1**, **a_plsun2**, **a_plssit**, **a_plsstn**, **a_plsxrc**, **a_rspun1**, **a_rspun2**, **a_rspsit**, **a_rspstn**, and **a_rspxrc**.

RECTUM -- information related to rectum/hemorrhoids variables **m_*** (VG 16).

RESPIRATORY -- information related to respiratory variables **p_*** (VG 17).

RHEUMATISM -- information related to rheumatism variables **r_*** (VG 18).

SKIN -- additional or clarifying information about skin diseases related to the variable **g_skn** (VG 8.B).

SPLEEN -- information related to spleen variables **s_*** (VG 13.C).

TEMP -- additional or clarifying information about the claimant's temperature related to the variable **a_temp** (VG 1.M).

TOTAL RATING -- additional ratings or information related to the variable **a_totrat** (VG 1.P).

VARICOSE VEINS -- information related to varicose veins variables **v_*** (VG 19).

VICIOUS HABITS -- information about "vicious habits," including use of tobacco, alcohol, or other drugs, and venereal disease.

WEIGHT -- additional or clarifying information related to the variable **a_weight** (VG 1.K).

VII: Abbreviations and Codes

Table VII.1: Quality Codes . . . . . -104-
Table VII.2: State and Country Codes . . . . . -104-
Table VII.3: Appearance and Color Codes . . . . . -108-
Table VII.4: Application Type . . . . . -109-
Table VII.5: Address/Place Abbreviations . . . . . -109-
Table VII.6: Military Rank Codes . . . . . -110-
Table VII.7: Military Organization Abbreviations . . . . . -111-
Table VII.8: Medical Abbreviations . . . . . -112-
Table VII.9: Occupation Classifications . . . . . -112-
Table VII.10: Disease Screen Codes . . . . . -113-
Table VII.11: Extra Information Codes . . . . . -113-
Table VII.12: Additional Comments Codes . . . . . -114-

Table VII.1: Quality Codes*

Code	Description
1	About
2	Before
3	After
4	During the War
5	Discrepancy
6	Inferred
7	Company Muster-In/Out
8	Since Discharge
9	At the Present Time
B	Best choice when discrepancy is present

*These codes are the same as the quality codes used in the Military, Pension, and Medical Records data set. However, for this data collection, only codes 5, 6, and B are used.

Table VII.2: State and Country Codes

Code	Description
AA	Asia General
AB	Alberta
AD	Andorra
AF	Africa General
AG	Afghanistan
AK	Alaska
AL	Alabama
AN	Albania
AR	Arkansas
AS	Aboard Ship
AT	Australia
AU	Austria
AX	Australasia
AW	South Africa
AZ	Arizona
BA	Bangladesh
BB	Barbados
BC	British Columbia
BD	Bermuda Islands
BE	Belgium
BH	Bahamas
BI	Balearic Islands
BM	Burma
BN	Baden (German State)
BO	Bohemia
BR	Brandenburg (German State)
BS	Bosnia
BU	Bulgaria
BV	Bavaria (German State)
CA	California
CB	Caribbean Islands
CD	Canada General
CE	Central American General

Code	Description
CH	China
CI	Canary Islands
CM	Cambodia
CN	Channel Islands
CO	Colorado
CR	Croatia
CS	Corsica
CT	Connecticut
CU	Cuba
CY	Ceylon
CZ	Czechoslovakia
DC	District of Columbia
DE	Delaware
DK	Denmark
DR	Dominican Republic
DV	Scandinavia
EG	Egypt
EI	East Indies
EN	England
ES	Estonia
EU	Europe General
FI	Finland
FL	Florida
FR	France
GA	Georgia
GB	Great Britain
GC	Grand Cayman
GE	Germany
GI	Gibraltar
GL	Greenland
GR	Greece
GU	Guernsey Island
GZ	Georgian SSR
HA	Hanover
HE	Herzegovina
HI	Hawaii
HK	Hong Kong
HN	Holstein (German State)
HO	Holland
HS	Hesse (German State)
HT	Haiti
HU	Hungary
HW	Crete
IA	Iowa
IC	Iceland
ID	Idaho
II	India
IL	Illinois
IM	Isle of Man
IN	Indiana
IO	Ionian Isles
IQ	Iraq
IR	Ireland
IS	Indonesia
IT	Italy
IW	Isle of Wight

Code	Description
JA	Japan
JI	Jersey Island
JM	Jamaica
JO	Jordan
KO	Korea
KS	Kansas
KY	Kentucky
LA	Louisiana
LB	Labrador
LI	Liechtenstein
LL	Alsace-Lorraine
LN	Lebanon
LT	Lithuania
LV	Latvia
LX	Luxembourg
MA	Massachusetts
MB	Manitoba
MC	Macedonia
MD	Maryland
ME	Maine
MG	Montenegro
MI	Michigan
MK	Mecklenburg (German State)
ML	Malta
MN	Minnesota
MO	Missouri
MQ	Martinique
MR	Moravia
MS	Mississippi
MT	Montana
MU	Madeira Islands
MV	Moldavia
MX	Mexico
MY	Malaysia
MZ	Monaco
NA	Not Available
NB	New Brunswick
NC	North Carolina
ND	North Dakota
NE	Nebraska
NF	Newfoundland
NG	New Guinea
NH	New Hampshire
NI	Northern Ireland
NJ	New Jersey
NL	Netherlands
NM	New Mexico
NP	Nepal
NR	North Sea
NS	Nova Scotia
NT	Northwest Territories
NV	Nevada
NW	Norway
NY	New York
NZ	New Zealand
OC	Oceania

Code	Description
OH	Ohio
OK	Oklahoma
ON	Ontario
OR	Oregon
PA	Pennsylvania
PE	Prince Edward Island
PG	Portugal
PH	Philippines
PK	Pakistan
PL	Palatinate
PO	Poland
PP	Pacific Islands
PQ	Quebec
PR	Puerto Rico
PU	Prussia
RD	Rhineland (German State)
RH	Rhodes
RI	Rhode Island
RO	Romania
RT	Indian Territory
RU	Russia
SA	South America General
SB	Serbia
SC	South Carolina
SD	South Dakota
SG	Singapore
SI	Shetland Islands
SK	Saskatchewan
SL	Silesia
SN	Saxony (German State)
SO	Slovakia
SP	Spain
SR	Sardinia
SS	Schleswig (German State)
ST	Scotland
SU	Soviet Union
SV	Slovenia
SW	Sweden
SX	Syria
SY	Sicily
SZ	Switzerland
TA	Tasmania
TG	Thurengia (German State)
TH	Thailand
TI	Tibet
TN	Tennessee
TR	Trinidad & Tobago
TU	Turkey
TX	Texas
UK	Ukraine
US	USA General
UT	Utah
VA	Virginia
VI	Virgin Islands
VN	Vietnam
VT	Vermont

Code	Description
WA	Washington
WD	West Indies
WI	Wisconsin
WL	Wales
WP	Westphalia (German State)
WR	Wurttemberg (German State)
WV	West Virginia
WY	Wyoming
YG	Yugoslavia
YU	Yukon Territory
ZA	Saudi Arabia
ZB	Bhutan
ZI	Iran
ZM	Middle East General
ZS	Israel
ZZ	San Salvador

Table VII.3: Appearance and Color Codes

Code	Description
AU	Auburn
BA	Bald
BD	Blonde
BK	Black
BL	Blue
BR	Brown
BZ	Bronze
CR	Crossed
DK	Dark
FA	Fair
FL	Florid
FR	Freckled
FS	Fresh
FX	Flaxen
GN	Green
GY	Gray
HE	Healthy
HZ	Hazel
LT	Light
MD	Medium
MU	Mulatto

Code	Description
MX	Mixed
NG	Negro
PA	Pale
PO	Pocked
RD	Red
RU	Ruddy
SA	Sallow
SD	Sandy
WH	White
YE	Yellow

Table VII.4: Application Type

Code	Description
A	Additional
I	Increase
O	Original
R	Renewal or Restoration

Table VII.5: Address/Place Abbreviations

Code	Descriptions
1ST	First
2ND	Second
3RD	Third
4TH	Fourth
5TH	Fifth
10TH	Tenth
APT	Apartment
AVE	Avenue
BLDG	Building
BLVD	Boulevard
CS	Confederate States
CSA	Confederate States of America
CT	Court
DIST	District
E	East
FT	Fort
GOVT	Government
HOSP	Hospital
HWY	Highway
MIL	Military
MT	Mount
MTN	Mountain
N	North
NAT	National
NHDVS	National Home For Disabled Veteran Soldiers
	National Home For Disabled Volunteers
	National Military Home For Disabled Soldiers
	National Soldiers Home
	National Home For Voluntary Soldiers

Code	Description
NW	Northwest
NYC	New York City
NYH	New York Harbor
PL	Place
P.O.	Post Office
RD	Road
RFD	Rural Free Delivery
RRT	Rural Route
RT	Route
S	South
SSH	Soldiers And Sailors Home
	S And S Home
ST	Saint, Street (context distinguishes)
TWP	Township

W	West

Table VII.6: Military Rank Codes

Code	Description
1CAP	First Captain
1COL	First Colonel
1CPL	First Corporal
1LTN	First Lieutenant
1MAJ	First Major
1SGT	First Sergeant
2CAP	Second Captain
2COL	Second Colonel
2CPL	Second Corporal
2LTN	Second Lieutenant
2MAJ	Second Major
2SGT	Second Sergeant
ACL	Acting Colonel
ACO	Acting Commander
ACP	Acting Corporal
ACT	Acting
ADC	Aide-de-Camp
ADJ	Adjutant
AJA	Assistant Judge Advocate
ALT	Acting Lieutenant
AMJ	Acting Major
AMP	Acting Medical Purveyor
AMS	Acting Medical Surveyor
ASG	Acting Sergeant
ASR	Assistant Surgeon
ASST	Assistant
BLC	Brevetted Lieutenant Colonel
BLT	Brevetted Lieutenant
BMJ	Brevetted Major
BSG	Brevetted Sergeant
BVT	Brevetted
CAP	Captain
CMS	Commissioned
COL	Colonel
COM	Commander
COS	Commissary of Substance
CPL	Corporal
CSR	Commissary
GEN	General
LTC	Lieutenant Colonel
LTG	Lieutenant General
LTN	Lieutenant
M	Militia
MAJ	Major
MDC	Medical Commissioner
MGN	Major General
MPV	Medical Purveyor
MSV	Medical Surveyor
MUS	Musician
NCO	Non-commissioned officer
PRV	Purveyor

Code	Description
PVM	Provost Marshall
PVT	Private
QMS	Quarter Master Sergeant
QMT	Quarter Master
RQM	Regiment Quarter Master
SGM	Sergeant Major
SGT	Sergeant
SRG	Surgeon
SRV	Surveyor
SSG	Staff Sergeant
TMS	Teamster
UDM	Unassigned Drafted Man
VET	Veteran
VOL	Volunteer
WAG	Wagoneer

N.B. For ranks containing numbers larger than 2, analogous abbreviations such as 5CPL are used.

Table VII.7: Military Organization Abbreviations

Code	Description
1BRG	First Brigade
4BAT	Fourth Battery
4BTN	Fourth Batallion
A OF C	Army of the Cumberland
A OF P	Army of the Potomac
AC	Army Corps
ARTLY	Artillery
BAT	Battery
BKS	Barracks
BRG	Brigade
BTN	Batallion
CAV	Cavalry
CONV	Convalescent
CP	Camp
DEPT	Department
DET	Detached
DIV	Division
FA	Field Artillery
GO	General Order
HA	Heavy Artillery
HQ	Headquarters
INC	Invalid Corps
IND	Independent
INF	Infantry
LA	Light Artillery
M	Militia
NG	National Guard
OVI	Ohio Volunteer Infantry
PHG	Potomac Home Guard
POW	Prisoner of War
PRC	Pennsylvania Reserve Corps
PRIS	Prison
PVI	Pennsylvania Volunteer Infantry
REG	Regiment
RES	Reserves

Code	Description
SM	State Militia
SO	Special Order
VRC	Veterans Reserve Corps
VVEC	Veterans Volunteer Engineer Corps
VVI	Veterans Volunteer Infantry

Table VII.8: Medical Abbreviations

Code	Description
B	Bilateral
CHR	Chronic
GSW	Gun Shot Wound
L	Left
R	Right
WND	Wound

Table VII.9: Occupation Classifications

Code	Description
1	Farmer/Agriculturalist
2	Professionals and Proprietors I
3	Professionals and Proprietors II
4	Artisans
5	Service, Semiskilled, and Operative
6	Manual Labor
7	Unidentifiable
8	Unproductive
9	Farm/Agricultural Labor

N.B. Codes drawn from Nathaniel W. Wilcox, "A note on the Occupational Distribution of the Urban United States in 1860," Robert W. Fogel *et. al.* (eds.), *Without Consent or Contract: The Rise and Fall of American Slavery, vol. 2, Evidence and Methods.* New York: W.W. Norton and Co.,1992.

Table VII.10: Disease Screen Codes

(See Section **VI**, VG 1.O for additional information)

Code	Description
CARDIOVASCULAR	System 2: Cardiovascular
DIARRHEA	System 3: Diarrhea
EAR	System 4: Ear Diseases
ENDOCRINE	System 5: Endocrine Disease
EYE	System 6: Eye Disorders
GASTROINTESTINAL	System 7: Gastrointestinal
GENERAL APPEARANCE	System 8: General Appearance
GENITO-URINARY	System 9: Genito-Urinary
HERNIA	System 10: Hernia
INFECTIOUS DISEASE	System 11: Infectious Disease and Fevers
INJURY	System 12: Injury/GSW

Code	Description
LIVER/SPLEEN/ GALLBLADDER	System 13: Liver, Spleen, and Gallbladder
NEOPLASM	System 14: Neoplasm/Tumor
NERVES	System 15: Nervous System
RECTUM	System 16: Rectum/Hemorrhoids
RESPIRATORY	System 17: Respiratory
RHEUMATISM	System 18: Rheumatism/Musculo-skeletal
VARICOSE VEINS	System 19: Varicose Veins
NORMAL	System 20: Normal
EXTRA	System 21: Extra Information

Table VII.11: Extra Information Codes

(See Section **VI**, VG 21 for additional information)

Code	Description
AGE	Age information
BIRTH	Birth information
BLOOD PRESSURE	Additional information related to **a_bldprs**
CARDIOVASCULAR	Cardiovascular information
COMPLEXION	Complexion information
DEATH	Death information
DEPENDENT CHILD	Examinations of dependent children
DIARRHEA	Diarrhea information
EAR	Ear information
ENDOCRINE	Endocrine information
EYE	Eye information
FAMILY	Family information
GALLBLADDER	Gallbladder information
GASTROINTESTINAL	Gastrointestinal information
GENERAL	General appearance information
GENITO-URINARY	Genito-urinary information
HAIR	Hair information
HEIGHT	Additional information related to **a_hgtft** and **a_hgtin**
HERNIA	Hernia information
INFECTIOUS DISEASE	Infections diseases information
INJURY	Injury/gunshot wound information
LIVER	Liver information
MILITARY	Military information
MISCELLANEOUS	Miscellaneous information
NEOPLASM	Neoplasm/tumor information
NERVOUS SYSTEM	Nervous system information
NORMAL	Normal systems or organs
OCCUPATION	Occupation information
PHYSICIAN'S AFFIDAVIT	Information from a physician's affidavit
POST MORTEM	Post mortem examinations
PULSE/ RESPIRATION	Pulse/respiration rate information
RECTUM	Rectum information

Code	Description
RESPIRATORY	Respiratory information
RHEUMATISM	Rheumatism information
SKIN	Skin diseases information
SPLEEN	Spleen information
TEMP	Temperature information
TOTAL RATING	Additional ratings or rating information
VARICOSE VEINS	Varicose veins information
VICIOUS HABITS	Information about "vicious habits"
WEIGHT	Weight information

Table VII.12: Additional Comments Codes

See Section **IX** for further discussion of comment variables, including hints on their use.

All Screens

Code	Description
CMT 0	Does not correspond with a specific variable
RAT	Rating information (*_rat)
REL	Related diseases information (* rel)

Screen 2: Cardiovascular

Code	Description
ARTSCL	Arteriosclerosis information (c_artscl)
CYANOS	Cyanosis information (c_cyanos)
DYSPNE	Dyspnoea information (c_dyspne)
ENLARG	Enlargement information (c_enlarg)
IMPCIR	Impaired circulation information (c_impcir)
LONG	Duration of disease information (c_long)
MURMUR	Murmur information (c_murmur)
OEDEMA	Oedema information (c_oedema)
PALP	Palpitations information (c_palp)
PUL	Pulse information (c_pul)
VLV	Valve information (c_vlv)

Screen 3: Diarrhea

Code	Description
DIA	Diarrhea/dysentery information (d_dia)
FRQ	Frequency information (d_frq)
LNG	Length of attacks information (d_lng)
NST	Number of stools information (d_nst)
SDS	Stools description information (d_sds)
SEA	Season information (d_sea)
SEV	Severity information (d_sev)
SUF	Duration of disease information (d_suf)

Screen 4: Ear Diseases

Code	Description
CAP	Hearing capabilities information (e_cap)

CAU	Cause of hearing loss information (e_cau)
DDS	Eardrum description information (e_dds)
DEF	Deafness information (e_def)
DRM	Eardrum information (e_drm)
EUS	Eustachian tubes information (e_eus)
INFL	Inflammation information (e_infl)
MAS	Mastoid information (e_mas)
MDS	Mastoid description information (e_mds)

Screen 5: Endocrine Disease

Code	Description
DBETES	Diabetes information (k_dbetes)
GOITER	Goiter information (k_goiter)
GTRDSC	Goiter description information (k_gtrdsc)
NODULE	Nodule information (k_nodule)

Screen 6: Eye Disorders

Code	Description
ARC	Arcus senilis information (y_arc)
BLD	Blindness information (y_bld)
CAP	Sight capabilities information (y_cap)
CNJ	Conjunctiva information (y_cnj)
COR	Cornea information (y_cor)
CSV	Cataract severity information (y_csv)
CTR	Cataract information (y_ctr)
DEF	Vision defect information (y_def)
ECT	Ectropium/entropium information (y_ect)
EQL	Response equal information (y_eql)
INF	Other eye inflammation information (y_inf)
PTR	Pterygium information (y_ptr)
RSP	Responsiveness information (y_rsp)

Screen 7: Gastrointestinal

Code	Description
ABDDSC	Abdomen information (q_abddsc)
DIET	Diet information (q_diet)
DYSPHG	Dysphagia information (q_dysphg)
FRQ	Frequency information (q_frq)
IND	Indigestion information (q_ind)
MALASS	Malassimilation information (q_malass)
NAUSEA	Nausea information (q_nausea)
TND	Tenderness information (q_tnd)
VMTBLD	Vomiting blood information (q_vmtbld)
VMTFD	Vomiting foods information (q_vmtfd)

Screen 8: General Appearance

Code	Description
APP	General appearance information (g_app)
GAI	Gait information (g_gai)
GUM	Gums information (g_gum)
HND	Hand information (g_hnd)
MANLAB	Manual labor information (g_manlab)
MUS	Muscle information (g_mus)
PST	Posture information (g_pst)
REQAID	Require aid information (g_reqaid)

SCURVY	Scurvy information (g_scurvy)
SCVEVR	Ever had scurvy information (g_scvevr)
SKN	Skin disease information (g_skn)
TTH	Teeth information (g_tth)

Screen 9: Genito-Urinary

Code	Description
CALCUL	Calculi information (u_calcul)
CATHTR	Catheter information (u_cathtr)
CYSTTS	Cystitis information (u_cystts)
FRQ	Urination frequency information (u_frq)
NPHRTS	Nephritis information (u_nphrts)
PRS	Prostate information (u_prs)
STRCTR	Stricture information (u_strctr)
TND	Tenderness information (u_tnd)
TST	Testes information (u_tst)
URDIFF	Difficult urination information (u_urdiff)
UREMIA	Uraemia information (u_uremia)
URN	Urinalysis information (u_urn)

Screen 10: Hernia

Code	Description
CLS	Hernia classification information (h_cls)
KND	Type of hernia information (h_knd)
LNG	Duration of hernia information (h_lng)
SCR	Hernia enters scrotum information (h_scr)
SIZ	Size information (h_siz)
VAR	Varicocele/hydrocele information (h_var)

Screen 11: Infectious Disease and Fevers

Code	Description
CUR	Currently suffering information (i_cur)
EFF	Effects of disease information (i_eff)
FEV	Fever information (i_fev)
WHN	Time of disease information (i_whn)
WHR	Geographic location information (i_whr)

Screen 12: Injury/GSW

Code	Description
BDY	Body part information (w_bdy)
CAU	Cause of injury information (w_cau)
DIS	Disabilities from injury information (w_dis)
WHN	Time of injury information (w_whn)
WHR	Geographic location of injury (w_whr)

Screen 13a: Liver

Code	Description
ASCITE	Ascites information (l_ascite)
ATRPHY	Atrophy information (l_atrphy)
CAU	Cause of disease information (l_cau)
DKURIN	Dark urine information (l_dkurin)
ENLARG	Liver enlargement information (l_enlarg)
NLG	Size of liver information (l_nlg)
PAIN	Pain information (l_pain)
YELLOW	Jaundice information (l_yellow)

Screen 13b: Spleen

Code	Description
ENLARG	Spleen enlargement information (s_enlarg)
NLG	Size of spleen information (s_nlg)
PAIN	Pain information (s_pain)

Screen 13c: Gallbladder

Code	Description
PAIN	Pain information (z_pain)

Screen 14: Neoplasm/Tumor

Code	Description
DSC	Tumor description information (t_dsc)
MAL	Malignancy information (t_mal)
TMR	Tumor information (t_tmr)

Screen 15: Nervous System

Code	Description
ANXOUS	Anxiety information (n_anxous)
APHSIA	Aphasia information (n_aphsia)
BALNCE	Balance information (n_balnce)
CAU	Cause of disease information (n_cau)
DEPEND	Dependency information (n_depend)
EPLPSY	Epilepsy information (n_eplpsy)

Code	Description

HDS	Headache description information (n_hds)
HEDACH	Headache information (n_hedach)
INCOOR	Incoordination information (n_incoor)
MEMLOS	Memory loss information (n_memlos)
MIL	Mental illness information (n_mil)
NRG	Neuralgia/hyperesthesia information (n_nrg)
PARLYS	Paralysis information (n_parlys)
RDS	Reflex description information (n_rds)
RFL	Reflex information (n_rfl)
RSD	Reflex side information (n_rsd)
SENSE	Sensory paralysis information (n_sense)
TREMOR	Tremor information (n_tremor)
VRTIGO	Vertigo information (n_vrtigo)
WNE	Location of neuralgia information (n_wne)
WPA	Location of paralysis information (n_wpa)
WSP	Location of sensory paralysis information (n_wsp)

Screen 16: Rectum/Hemorrhoids

Code	Description
FSTULA	Fistula information (m_fstula)
HBLEED	Hemorrhoids bleeding information (m_hbleed)
HMRRHD	Hemorrhoids information (m_hmrrhd)
HPRLPS	Hemorrhoids prolapsed information (m_hprlps)
HTNDER	Hemorrhoids tender information (m_htnder)
HULCRT	Hemorrhoids ulcerated information (m_hulcrt)
PRURTS	Pruritus ani information (m_prurts)
RBLEED	Rectum bleeding information (m_rbleed)
RECTUM	Rectum abnormal information (m_rectum)
RPRLPS	Rectum prolapsed information (m_rprlps)
RTNDER	Rectum tender information (m_rtnder)
RULCRT	Rectum ulcerated information (m_rulcrt)
SPLOOS	Sphincter loose information (m_sploos)
SPSCAR	Sphincter scarred information (m_spscar)

Screen 17: Respiratory

Code	Description
BRE	Breathing signs of disease information (p_bre)
COUGH	Cough information (p_cough)
DULL	Dullness information (p_dull)
LRS	Lower respiratory disease information (p_lrs)
MEASUR	Chest measurements information (p_measur)
PCTCAR	Pectus carinatum information (p_pctcar)
PCTEXC	Pectus excavatum information (p_pctexc)
SND	Respiratory sounds information (p_snd)
URS	Upper respiratory tract information (p_urs)

Screen 18: Rheumatism/Musculo-Skeletal

Code	Description
SCTICA	Sciatica information (r_sctica)
SPN	Spinal deformity information (r_spn)
WHR	Location of rheumatism information (r_whr)

Screen 19: Varicose Veins

Code	Description
CYANOS	Cyanosis information (v_cyanos)
DISCOL	Skin discoloration information (v_discol)
IMPMOT	Impaired motion information (v_impmot)
OEDEMA	Oedema information (v_oedema)
PAIN	Pain information (v_pain)
SCAR	Scarring information (v_scar)
SKNPRB	Skin problems information (v_sknprb)
VEINS	Varicose veins information (v_veins)

Note that screens 1, 20, and 21 do not have additional comment variables.

VIII: Standardized Values

In the standardized version of this manual ("Version S1-Standardized"), this section will contain the classification scheme for the standardized variables (see Section **VI.1.b.iv** for an explanation of standardized variables). For this version of the *Data User's Manual*, this section acts merely as a place holder, so that the outline for this manual is the same as the standardized version which will be released shortly.

IX. Technical Suggestions and Instructions

A. File Descriptions

This distribution of the Surgeons' Certificates Dataset is comprised of six machine-readable files with different purposes and formats.

1. `dis.axt.gz` (30.8 MB) Compressed ASCII file containing the data of the Surgeons' Certificates Dataset. File format is AXT with variable-width fields. For detailed specifications of the format of this file, refer to Kim and Kappe's AXT reference guide, which may be downloaded from `http://www.cpe.uchicago.edu/publication/paper.html`.

2. `dis.idx` (38 k) ASCII file containing the alphabetic index of all variables in the Surgeons' Certificates Dataset. Also included are pointers for each variable to its description in Section **VI**, relevant tables in Section **VII**, and the collection screen which was used to input the variable, in Section **IV**. This file corresponds to Section **XIV** of this manual.

3. `dis.doc` (223 k) ASCII file containing the data dictionary for the Surgeons' Certificates dataset. Includes variable names, types, minimum and maximum lengths, number non-missing, and detailed labels for all variables in the dataset.

4. `dis.sas` (270 k) SAS program statements for reading the ASCII dataset, `dis.axt.gz`. If `dis.sas` and `dis.axt.gz` are placed in a working directory, and the command `sas dis` is exectuted, a local SAS dataset, `dis.ssd01`, will be created in that same directory.

5. `dis.por.gz` (35 MB) Compressed SPSS transport file, containing all data from the Surgeons' Certificates Dataset.

6. `dis.cport.gz` (35.4 MB) Compressed SAS transport file, containing all data from the Surgeons' Certificates Dataset, suitable for analysis on any system running SAS. This file must first be uncompressed, then imported onto the local system using the SAS `CIMPORT` procedure, which will create a local SAS dataset suitable for further analysis.

7. `dis.wpd` (5.2 MB) Surgeons' Certificates Dataset codebook, Word Perfect 8.0 format.

8. `dis.pdf` (5.2 MB) Surgeons' Certificates Dataset codebook, Adobe Acrobat (PDF) format.

B. Peculiarities of the Surgeons' Certificates Dataset

The Surgeons' Certificates Dataset, like the other *EI* datasets, differs in important respects from other socio-economic and medical datasets. Most of the differences stem from the historical nature of the sources of the data. These differences must be understood if this dataset is to be properly analyzed.

1. Multiple Instances of Variables

The data in this dataset were collected from archival sources, namely from Surgeons' Certificates stored in the National Archives in Washington D.C. Because the data are archival in character, information within one certificate sometimes conflicts with information within another certificate. For example, it is possible that a claimant's age be listed as 63 in a certificate from 1892, but as 71 in a certificate from 1894, only two years later. It is also possible that information within an individual surgeon's certificate may be inconsistent. For instance, a claimant's occupation may be listed as FARRIER in one place on the certificate, but as CARPENTER in another place on the same certificate. Variations and inconsistencies in the data are to be expected, since it is drawn from historical sources, not from fixed-format questionnaires. One of the innovations of the *EI* project is that this natural variation in the data is not hidden through arbitrary standardization, but instead is logically organized as an integral part of the *EI* datasets. Decisions on data standardization are thus taken out of the hands of untrained inputters, and left to the better judgement of the individual data user. This allows researchers to bring their own expertise to bear on data standardization, and also makes the data flexible enough to be used by researchers from a variety of different fields, with different theoretical and empirical assumptions.

This is accomplished by having multiple, numbered instances of each variable. Each time in the records that a reference is made to a particular variable, a separate value is stored in a numbered instance of the variable. For example, consider the case where two difference occupations are mentioned for the same person on the same surgeons' certificate, as discussed above. The claimant's occupation is stored in a variable whose name begins with **a_ocpat**. In this case, two separate instances of **a_ocpat** are needed to store the conflicting information on the claimant's occupation. FARRIER will be stored in **a_ocpat1**, while CARPENTER will be stored in **a_ocpat2**. To gain an accurate picture of a particular claimant's occupation, all instances of **a_ocpat** must be considered. For some variables, an associated 'Quality Code Variable' is available, which can help decide which instance of a variable is most reliable (see Section **VI.B.1.a**). In the case of occupations, the associated quality code variable is named **a_occqc**. Again, there are multiple instances of this variable, corresponding to multiple mentions of occupation on a single certificate. If **a_occpqc2** contains B (for 'best answer'), then the value in **a_occpat2** can be considered to be the most reliable occupation information for the claimant from this particular certificate. See **IX.B.2** below for a discussion of similar relationships between variables.

2. Relationships Between Variables and Variable Naming Conventions

While some of the variables in this dataset can be considered individually, many of the variables are logically related to one another, and thus must be analyzed together. Variables are logically related when the information in one variable complements, extends, qualifies, or describes the information in another variable. For example, in the case of occupations, **a_occpat** and **a_occqc** are logically related, because the codes in **a_occqc** qualify the individual occupations stored in **a_occpat**.

The logical relationships between variables are encoded in their names, by the use of a prefix and one or more numerical or alpha-numeric suffixes on the variable name. First, consider the relationships encoded by the prefixes on the variable names. Prefixes refer to the collection screen which was used to input the values for that variable. (See Section **II.C** for a discussion of the design of the collection screens, and Section **IV** for facsimiles of the screens.) Information about single anatomical systems or disease types was generally input using a single screen. For example, all information about endocrine diseases was input from screen 5, and all the variables which store this information share the prefix '**k_**'. Thus, **k_goiter**, **k_gtrdsc**, **k_nodule**, **k_dbetes**, **k_rat[1-2]**, **k_rel[1-8]**, and **k_cmt** are all related in that they contain information about the claimant's endocrine system. This relationship is encoded by the prefix on the variable names, which groups them together into a coherent system.

More specifically, variable relationships may be expressed by means of numerical suffixes which link them together. To continue the occupations example, given that there are two instances of **a_ocpat** for a claimant, **a_ocpat1** and **a_ocpat2**, then the quality code associated with each occupation will be stored in that instance of **a_occqc** whose numerical suffix matches the corresponding **a_occpat** variable. If **a_ocpat1** contains FARRIER, and **a_ocpat2** contains CARPENTER, then the quality code associated with FARRIER will be stored in **a_occqc1**, and the quality code associated with CARPENTER will be stored in **a_occqc2**. If there is additional descriptive information associated with FARRIER, such as 'FORMER', it will be stored in **a_ocdsc1**. The occupation code '4' associated with FARRIER will be stored in **a_occod1**. In other

words, the relationships between the two variables are encoded by means of their matching numerical suffixes so as to facilitate customized standardization procedures. For a more detailed description of the occupational variables, refer to Section **VI.B.1.l**.

While the relationships between the separate occupation variables are fairly simple, more complicated relationships between variables are possible. These may be illustrated with reference to the variables describing the claimant's ears, all of which share the prefix '**e_**'. Hearing problems may be specific to one ear, common to both, or unspecified. Again, information about which ear a problem refers to is encoded in the numeric suffixes on the ear variables. Suppose a claimant was found to have problems with both his left and right ears, but the problems were not exactly the same. Then, **e_ear1** would contain LEFT, and **e_ear2** would contain RIGHT. Now, suppose we are interested in the hearing capacity of each ear. Hearing capacity is stored in the variable **e_cap**. There may be multiple descriptions of the hearing capacity of a single ear. So in this case, all the descriptions of the hearing capacity of the left ear would be stored in **e_cap1[01-15]**, since **e_ear1** contains LEFT. All of the descriptions of the hearing capacity of the right ear would similarly be stored in **e_cap2[01-15]**, since **e_ear2** contains RIGHT. Thus **e_cap** occurs with two suffixes, one of which relates it to an instance of **e_ear**, and the second of which records the instance of **e_cap**. **e_dds**, **e_mds**, **e_cau**, **e_rat**, and **e_rel** all follow this same pattern of two numerical suffixes which relate them to **e_ear** and index multiple instances of themselves. Note that the variables **e_def**, **e_inf**, **e_eus**, and **e_drm** follow the simpler pattern described above for the occupation variables: that is, they are linked to instances of **e_ear[1-3]** by only a single numerical suffix. See Sections **VI.B.4** and **IV.4** for a fuller discussion of the ear variables and their inter-relationships.

While the majority of the related variables in this dataset follow the pattern of either the occupation variables or the ear variables described above, a few variables are marked with a slightly different set of suffixes to link them together. The variables which encode rheumatism and its consequent symptoms (all of which share the prefix **r_** or **ri_**) follow this slightly different suffixal pattern. Rheumatism often affected pension claimants in several different parts of their body, with different manifestations and degrees of severity. All the different instances of body parts afflicted with rheumatism, up to twenty-five in number, are stored in the variables **r_whr[01-25]**. As with the variable **e_ear[1-3]**, **r_whr[01-25]** serves as the key which links together the other variables describing the rheumatic affliction. The variables **ri_pn[01-25]**, **ri_sw[01-25]**, **ri_cr[01-25]**, and **ri_at[01-25]** all have a single numerical suffix which matches the suffix of **r_whr[01-25]**, and thus allows the affected body part to be recovered. The variable **ri_rs[1-9a-w][01-15]**, which describes the motion restrictions for each affected body part, has a slightly more complex suffixal scheme. Up to fifteen descriptions of motion restriction are collected for each afflicted body part. These multiple instances are marked by the rightmost suffix on the variable name. To link the descriptions of motion restriction to the affected body part, a one-character suffix is used, ranging from 1 to 9, and then continuing from a to w. The suffix 'a' corresponds to a value of 10, 'b' to a value of 11, and so on. This second suffix allows the descriptions in **ri_rs[1-9a-w][01-15]** to be linked to the body part described in **r_whr[01-25]**. For example, suppose a claimant had eleven body parts affected by rheumatism, the ninth of which was LEFT KNEE, and the tenth of which was RIGHT SHIN. Then, **r_whr09** will contain LEFT KNEE, and **r_whr10** will contain RIGHT SHIN. Furthermore, the motion restriction descriptions of the left knee will be stored in **ri_rs9[01-15]**, while the motion restriction descriptions of the right shin will be stored in **ri_rsa[01-15]**. In other words, the left-hand suffix on **ri_rs** encodes the matching body part found in **r_whr**, while the right-hand suffix encodes multiple instances of motion restriction. For further discussion of the rheumatism variables and their inter-relationships, see Sections **VI.B.18** and **IV.18**.

Logical relations between variables may be inferred from a variety of sources within this manual. First, the data collection screens in Section **IV** are shaded so as to connect variables which are logically related. Notes at the bottom of each screen give additional information and examples of the relationships between the variables in question. Furthermore, the Variable Group descriptions in Section **VI.B** give indications of the relationships between variables where appropriate.

3. Comment Variables

When inputters encountered information on a surgeon's certificate which was meaningful but which did not fit neatly into one of the pre-defined variables on their collection screens, they stored that information in comment variables. There are one or more comment variables for each collection screen, named ***_cmt**, or ***_cmt[1-n]**, where * stands for the alphabetic prefix of the screen, and **n** stands for the number of comment variables specific to that screen. For example, when additional information on the condition of the claimant's ears was encountered which did not fit into a specific ear variable, it was stored in **e_cmt[1-3]**.

Information in the comment variables may be either general, relating to the entire anatomical system in question, or may be specific to a particular variable on a screen. In the latter case, the comment variable records additional information which extends or qualifies the information in a specific variable. In order to allow general information in comment variables to be distinguished from information specific to a particular variable, each value in the comment variables is tagged with a code which links it to a variable, or identifies it as general to the whole system. For example, information stored in **e_cmt[1-3]** may either be general information describing the ears in more detail, or may be specific information which extends the information in one of the ear variables, such as the description of the mastoid process, **e_mas[1-3]**. The code at the beginning of the value in **e_cmt[1-3]** allows these different types of comments to be distinguished. Comments which describe the ears in general have the codes (CMT) or (0) prepended to them. Comments which relate to the mastoid variable **e_mas[1-3]** have the code (MAS) prepended to them. If a comment is specific to two or three variables, the linking codes for those variables are placed in front of the comment's value, separated by semicolons. For example, if a comment relates to both the mastoid variable and the eardrum variable **e_drm[1-3]**, it will be marked with the code (DRM; MAS).

Some researchers will want to use the most detailed information possible about a particular condition; for such researchers, the comment variables will be a valuable source of qualifying and extending information. Sophisticated text-processing techniques will be necessary, however, in order to group the information in the comment variables into meaningful data structures. Most statistical analysis packages will not be able to accomplish this grouping. Preprocessing with a language that has regular-expression capabilities, such as PERL, will be the most straightforward way of making use of the information in the comment variables.

C. Linking the Surgeons' Certificates Dataset to other *Early Indicators* Datasets

The information contained in the Surgeons' Certificates dataset is largely medical in character. However, many researchers will be interested in the socio-economic characteristics of the individuals in the dataset, as well as in their military experiences. To analyze socio-economic information about the claimants in this dataset, they must first be linked to their corresponding records in the Census Records dataset. For military experience and wartime information, the Surgeons' Certificates dataset must be linked to the Military, Pension, and Medical Records dataset.

The unique identification number assigned to each individual in the Surgeons' Certificates dataset allows them to be linked to the other two *EI* datasets. This ten-digit number is stored in the variable **recidnum**. This number is the same for each individual across all *EI* datasets. Observations in this dataset may thus be linked to socio-economic and military information with the same **recidnum** in the other *EI* datasets, by using the merge function of most statistical packages. Some care must be taken when merging the Surgeons' Certificates dataset with other *EI* datasets, since the Surgeons' Certificates dataset has multiple observations for a single individual, corresponding to multiple examinations.

X. Variable Dictionary

This data set contains 81,877 observations on 2,312 variables. The variables **recidnum** and **examnum** together uniquely identify each observation.

A variable is not written if it is missing (empty) for all observations. This affects some variables in sequence (variables with numbers at the end of the name to indicate the sequence). Some variables may not be found in this data set even if they are expected based on their names (i.e., variables in the middle of a sequence). Consult the appropriate data collection screens in Section **IV** for the comprehensive list of variables initially collected.

In the tables below, "Pos" refers to the position of the variable in the ASCII file `dis.axt.gz`, "Variable" refers to the name of the variable in the ASCII and SAS/SPSS datasets, "Type" refers to either character or numeric, "Min" and "Max" refer to the minimum and maximum lengths of the values found in the variable, and "NonMiss" refers to the number of non-missing values. In the variable description, the phrase "instance found" refers to the order in which the information in a particular variable was found on the original documents. For example, the variables **c_pul01** and **c_pul02** refer to two different descriptions of the heartbeat (perhaps RHYTHM IRREGULAR and SOUNDS NORMAL) (cf. Section **IX**).

Pos	Variable	Type	Min	Max	NonMiss	Description
1	recidnum	Num	10	10	81877	recruit's ID number
2	examnum	Num	1	2	81877	examination number
3	a_recnm1	Char	5	29	81877	recruit's name or alias. 1st instance found
4	a_recnm2	Char	5	31	636	recruit's name or alias. 2nd instance found
5	a_recnm3	Char	12	17	6	recruit's name or alias. 3rd instance found
6	a_apptyp	Char	1	1	80558	application type
7	a_mlrnk1	Char	2	4	68311	military information: recruit's rank. 1st instance found
8	a_mlrnk2	Char	3	4	4491	military information: recruit's rank. 2nd instance found
9	a_mlrnk3	Char	3	4	113	military information: recruit's rank. 3rd instance found
10	a_mlrnk4	Char	3	4	11	military information: recruit's rank. 4th instance found
11	a_mlrnk5	Char	4	4	1	military information: recruit's rank. 5th instance found
12	a_mlcmp1	Char	1	5	80785	military information: recruit's company. 1st instance found
13	a_mlcmp2	Char	1	4	12507	military information: recruit's company. 2nd instance found
14	a_mlcmp3	Char	1	1	314	military information: recruit's company. 3rd instance found
15	a_mlcmp4	Char	1	1	21	military information: recruit's company. 4th instance found
16	a_mlcmp5	Char	1	1	2	military information: recruit's company. 5th instance found
17	a_mlrgt1	Num	1	3	81338	military information: recruit's regiment. 1st instance found
18	a_mlrgt2	Num	1	3	12485	military information: recruit's regiment. 2nd instance found
19	a_mlrgt3	Num	1	3	319	military information: recruit's regiment. 3rd instance found
20	a_mlrgt4	Num	2	3	22	military information: recruit's regiment. 4th

Pos	Variable	Type	Min	Max	Nonmiss	Description
						instance found
21	a_mlrgt5	Num	3	3	3	military information: recruit's regiment. 5th instance found
22	a_mlsta1	Char	2	2	81173	military information: recruit's state. 1st instance found
23	a_mlsta2	Char	2	2	12409	military information: recruit's state. 2nd instance found
24	a_mlsta3	Char	2	2	319	military information: recruit's state. 3rd instance found
25	a_mlsta4	Char	2	2	23	military information: recruit's state. 4th instance found
26	a_mlsta5	Char	2	2	3	military information: recruit's state. 5th instance found
27	a_mldsc1	Char	2	32	2927	military information: description. 1st instance found
28	a_mldsc2	Char	2	28	198	military information: description. 2nd instance found
29	a_mldsc3	Char	3	12	8	military information: description. 3rd instance found
30	a_mldsc4	Char	15	15	1	military information: description. 4th instance found
31	a_milqc1	Char	1	1	3224	military information: quality code. 1st instance found
32	a_milqc2	Char	1	1	10545	military information: quality code. 2nd instance found
33	a_milqc3	Char	1	1	220	military information: quality code. 3rd instance found
34	a_milqc4	Char	1	1	11	military information: quality code. 4th instance found
35	a_milqc5	Char	1	1	1	military information: quality code. 5th instance found
36	a_brdstr	Char	1	33	1780	board address: street
37	a_brdcty	Char	2	24	79844	board address: city
38	a_brdcnt	Char	2	20	25459	board address: county
39	a_brdst	Char	2	2	79723	board address: state
40	a_brdqc	Char	1	1	1033	board address: quality code
41	a_cltstr	Char	2	31	9265	claimant address: street
42	a_cltcty	Char	1	32	59665	claimant address: city
43	a_cltcnt	Char	2	20	16520	claimant address: county
44	a_cltst	Char	2	2	59357	claimant address: state
45	a_cltqc	Char	1	1	1171	claimant address: quality code
46	a_xmdate	Char	8	8	81685	examination date
47	a_xmdtqc	Char	1	1	80	examination date quality code
48	a_prated	Num	1	5	47409	previous pension rating: dollar
49	a_pratef	Char	1	9	5127	previous pension rating: fraction
50	a_ratfor	Char	3	205	50221	what previous rating is for plus additional complaints
51	a_brtcty	Char	1	21	4133	claimant's birth place: city
52	a_brtcnt	Char	1	16	5699	claimant's birth place: county
53	a_brthst	Char	2	2	14253	claimant's birth place: state
54	a_brthqc	Char	1	1	79	claimant's birth place: quality code
55	a_age	Num	1	5	78250	claimant's age at this examination
56	a_ageqc	Char	1	1	30	claimant's age quality code
57	a_hgtft	Num	1	1	77757	claimant's height: feet
58	a_hgtin	Num	1	6	75020	claimant's height: inches
59	a_hgtqc	Char	1	1	39	claimant's height: quality code

Pos	Variable	Type	Min	Max	Nonmiss	Description
60	a_weight	Num	1	6	78004	claimant's weight
61	a_wgtqc	Char	1	1	39	claimant's weight quality code
62	a_complx	Char	2	2	28790	claimant's complexion
63	a_eyes	Char	2	2	15581	claimant's eye color
64	a_hair	Char	2	2	15834	claimant's hair color
65	a_ocpat1	Char	2	29	19599	claimant's occupation. 1st instance found
66	a_occod1	Num	1	1	19599	claimant's occupation code. 1st instance found
67	a_ocpat2	Char	4	24	429	claimant's occupation. 2nd instance found
68	a_occod2	Num	1	1	429	claimant's occupation code. 2nd instance found
69	a_ocpat3	Char	4	20	15	claimant's occupation. 3rd instance found
70	a_occod3	Num	1	1	15	claimant's occupation code. 3rd instance found
71	a_ocpat4	Char	10	13	2	claimant's occupation. 4th instance found
72	a_occod4	Num	1	1	2	claimant's occupation code. 4th instance found
73	a_ocpat5	Char	12	12	1	claimant's occupation. 5th instance found
74	a_occod5	Num	1	1	1	claimant's occupation code. 5th instance found
75	a_ocdsc1	Char	2	33	1943	claimant's occupation description. 1st instance found
76	a_ocdsc2	Char	3	26	127	claimant's occupation description. 2nd instance found
77	a_ocdsc3	Char	7	24	4	claimant's occupation description. 3rd instance found
78	a_occqc1	Char	1	1	10	claimant's occupation quality code, 1st instance found
79	a_occqc2	Char	1	1	1	claimant's occupation quality code, 2nd instance found
80	a_marks	Char	1	114	10171	claimant's permanent marks and scars
81	a_plsun1	Num	1	3	51902	claimant's pulse rate: unspecified 1
82	a_plsun2	Num	2	3	1250	claimant's pulse rate: unspecified 2
83	a_plssit	Num	2	3	25998	claimant's pulse rate: sitting
84	a_plsstn	Num	2	3	26079	claimant's pulse rate: standing
85	a_plsxrc	Num	2	3	25638	claimant's pulse rate: after exercise
86	a_rspun1	Num	1	3	58113	claimant's respiration rate: unspecified 1
87	a_rspun2	Num	2	3	397	claimant's respiration rate: unspecified 2
88	a_rspsit	Num	1	3	19103	claimant's respiration rate: sitting
89	a_rspstn	Num	2	3	18360	claimant's respiration rate: standing
90	a_rspxrc	Num	2	3	17839	claimant's respiration rate: after exercise
91	a_temp	Num	2	7	62721	claimant's temperature
92	a_tempqc	Char	1	1	28	claimant's temperature quality code
93	a_bldprs	Char	5	14	490	claimant's blood pressure
94	a_blprqc	Char	1	1	1	claimant's blood pressure quality code
95	a_clst01	Char	2	259	72262	claimant's statement 1st filled field
96	a_clst02	Char	1	231	26982	claimant's statement 2nd filled field
97	a_clst03	Char	1	226	4645	claimant's statement 3rd filled field
98	a_clst04	Char	1	227	869	claimant's statement 4th filled field
99	a_clst05	Char	1	218	282	claimant's statement 5th filled field
100	a_clst06	Char	1	224	123	claimant's statement 6th filled field
101	a_clst07	Char	1	216	51	claimant's statement 7th filled field
102	a_clst08	Char	16	213	31	claimant's statement 8th filled field
103	a_clst09	Char	77	212	21	claimant's statement 9th filled field
104	a_clst10	Char	6	210	11	claimant's statement 10th filled field
105	a_clst11	Char	31	208	7	claimant's statement 11th filled field

Pos	Variable	Type	Min	Max	Nonmiss	Description
106	a_clst12	Char	183	206	2	claimant's statement 12th filled field
107	a_dis01	Char	3	24	81762	claimant's 1st examined organ/system
108	a_dis02	Char	3	24	72955	claimant's 2nd examined organ/system
109	a_dis03	Char	3	24	63666	claimant's 3rd examined organ/system
110	a_dis04	Char	3	24	55197	claimant's 4th examined organ/system
111	a_dis05	Char	3	24	46648	claimant's 5th examined organ/system
112	a_dis06	Char	3	24	37946	claimant's 6th examined organ/system
113	a_dis07	Char	3	24	29363	claimant's 7th examined organ/system
114	a_dis08	Char	3	24	21096	claimant's 8th examined organ/system
115	a_dis09	Char	3	24	13996	claimant's 9th examined organ/system
116	a_dis10	Char	3	24	8421	claimant's 10th examined organ/system
117	a_dis11	Char	3	24	4493	claimant's 11th examined organ/system
118	a_dis12	Char	3	24	2175	claimant's 12th examined organ/system
119	a_dis13	Char	3	24	898	claimant's 13th examined organ/system
120	a_dis14	Char	3	24	321	claimant's 14th examined organ/system
121	a_dis15	Char	3	24	106	claimant's 15th examined organ/system
122	a_dis16	Char	3	24	31	claimant's 16th examined organ/system
123	a_dis17	Char	3	18	8	claimant's 17th examined organ/system
124	a_dis18	Char	6	6	1	claimant's 18th examined organ/system
125	a_dis19	Char	10	10	1	claimant's 19th examined organ/system
126	a_dis20	Char	6	6	1	claimant's 20th examined organ/system
127	a_dis21	Char	6	6	1	claimant's 21st examined organ/system
128	a_dis22	Char	18	18	1	claimant's 22nd examined organ/system
129	a_totrat	Char	1	48	22564	total rating for disability
130	c_pul01	Char	4	34	36511	pulse or heartbeat characteristics. 1st instance found
131	c_pul02	Char	4	34	26043	pulse or heartbeat characteristics. 2nd instance found
132	c_pul03	Char	4	36	13639	pulse or heartbeat characteristics. 3rd instance found
133	c_pul04	Char	1	34	5760	pulse or heartbeat characteristics. 4th instance found
134	c_pul05	Char	4	34	2450	pulse or heartbeat characteristics. 5th instance found
135	c_pul06	Char	4	36	1117	pulse or heartbeat characteristics. 6th instance found
136	c_pul07	Char	4	30	529	pulse or heartbeat characteristics. 7th instance found
137	c_pul08	Char	4	33	255	pulse or heartbeat characteristics. 8th instance found
138	c_pul09	Char	4	31	133	pulse or heartbeat characteristics. 9th instance found
139	c_pul10	Char	4	30	58	pulse or heartbeat characteristics. 10th instance found
140	c_pul11	Char	10	30	33	pulse or heartbeat characteristics. 11th instance found
141	c_pul12	Char	4	30	15	pulse or heartbeat characteristics. 12th instance found
142	c_pul13	Char	15	28	8	pulse or heartbeat characteristics. 13th instance found
143	c_pul14	Char	14	31	4	pulse or heartbeat characteristics. 14th instance found
144	c_pul15	Char	18	28	3	pulse or heartbeat characteristics. 15th instance found
145	c_pul16	Char	15	21	2	pulse or heartbeat characteristics. 16th instance found

Pos	Variable	Type	Min	Max	Nonmiss	Description
146	c_palp	Char	1	1	968	palpitation designation
147	c_murmur	Char	1	1	26543	murmur designation
148	cm_tim1	Char	3	26	7266	timing of murmur. 1st instance found. branched from c_murmur
149	cm_tim2	Char	3	27	494	timing of murmur. 2nd instance found. branched from c_murmur
150	cm_tim3	Char	3	9	11	timing of murmur. 3rd instance found. branched from c_murmur
151	cm_tim4	Char	4	9	2	timing of murmur. 4th instance found. branched from c_murmur
152	cm_typ1	Char	4	29	5913	type of murmur. 1st instance found. branched from c_murmur
153	cm_typ2	Char	4	26	854	type of murmur. 2nd instance found. branched from c_murmur
154	cm_typ3	Char	4	24	81	type of murmur. 3rd instance found. branched from c_murmur
155	cm_typ4	Char	6	17	5	type of murmur. 4th instance found. branched from c_murmur
156	cm_typ5	Char	6	6	1	type of murmur. 5th instance found. branched from c_murmur
157	cm_val01	Char	1	31	7718	valve where the murmur occurs. 1st instance found. branched from c_murmur
158	cm_val02	Char	1	31	733	valve where the murmur occurs. 2nd instance found. branched from c_murmur
159	cm_val03	Char	6	27	49	valve where the murmur occurs. 3rd instance found. branched from c_murmur
160	cm_val04	Char	6	23	10	valve where the murmur occurs. 4th instance found. branched from c_murmur
161	cm_val05	Char	6	6	1	valve where the murmur occurs. 5th instance found. branched from c_murmur
162	cm_thril	Char	1	1	142	thrill designation of the murmur. branched from c_murmur
163	cm_tht1	Char	3	31	56	thrill timing. 1st instance found. branched from c_murmur
164	cm_tht2	Char	3	9	5	thrill timing. 2nd instance found. branched from c_murmur
165	cm_tht3	Char	3	3	1	thrill timing. 3rd instance found. branched from c_murmur
166	cm_tht4	Char	3	3	1	thrill timing. 4th instance found. branched from c_murmur
167	cm_sou1	Char	3	27	3557	associated sounds. 1st instance found. branched from c_murmur
168	cm_sou2	Char	3	24	670	associated sounds. 2nd instance found. branched from c_murmur
169	cm_sou3	Char	4	20	71	associated sounds. 3rd instance found. branched from c_murmur
170	cm_sou4	Char	4	16	16	associated sounds. 4th instance found. branched from c_murmur
171	cm_sou5	Char	5	5	1	associated sounds. 5th instance found. branched from c_murmur
172	cm_sou6	Char	5	5	1	associated sounds. 6th instance found. branched from c_murmur
173	c_vlv01	Char	6	33	2992	non-murmur heart valves description. 1st instance found
174	c_vlv02	Char	7	31	138	non-murmur heart valves description. 2nd instance found

Pos	Variable	Type	Min	Max	Nonmiss	Description
175	c_vlv03	Char	14	32	14	non-murmur heart valves description. 3rd instance found
176	c_vlv04	Char	20	25	2	non-murmur heart valves description. 4th instance found
177	c_vlv05	Char	20	28	2	non-murmur heart valves description. 5th instance found
178	c_enlarg	Char	1	1	27781	enlarged heart designation
179	c_oedema	Char	1	1	19476	oedema designation
180	co_whr1	Char	3	41	3919	location of oedema. 1st instance found. branched from c_oedema
181	co_whr2	Char	3	32	1510	location of oedema. 2nd instance found. branched from c_oedema
182	co_whr3	Char	3	27	359	location of oedema. 3rd instance found. branched from c_oedema
183	co_whr4	Char	4	32	86	location of oedema. 4th instance found. branched from c_oedema
184	co_whr5	Char	4	22	26	location of oedema. 5th instance found. branched from c_oedema
185	co_whr6	Char	4	12	9	location of oedema. 6th instance found. branched from c_oedema
186	co_whr7	Char	4	5	2	location of oedema. 7th instance found. branched from c_oedema
187	co_whr8	Char	18	18	1	location of oedema. 8th instance found. branched from c_oedema
188	co_sev1	Char	3	46	1279	severity of 1st oedema. branched from c_oedema
189	co_sev2	Char	4	35	72	severity of 2nd oedema. branched from c_oedema
190	co_sev3	Char	15	45	6	severity of 3rd oedema. branched from c_oedema
191	co_sev4	Char	21	21	1	severity of 4th oedema. branched from c_oedema
192	c_cyanos	Char	1	1	18635	cyanosis designation
193	c_dyspne	Char	1	1	19628	dyspnoea designation
194	cd_whn1	Char	4	54	6703	circumstance causing dyspnoea. 1st instance found. branched from c_dyspne
195	cd_whn2	Char	4	35	377	circumstance causing dyspnoea. 2nd instance found. branched from c_dyspne
196	cd_whn3	Char	6	41	29	circumstance causing dyspnoea. 3rd instance found. branched from c_dyspne
197	cd_whn4	Char	8	10	2	circumstance causing dyspnoea. 4th instance found. branched from c_dyspne
198	cd_whn5	Char	10	10	1	circumstance causing dyspnoea. 5th instance found. branched from c_dyspne
199	c_artscl	Char	1	1	3364	arteriosclerosis designation
200	ca_whr1	Char	3	38	795	location of arterioscleroris. 1st instance found. branched from c_artscl
201	ca_whr2	Char	4	19	173	location of arterioscleroris. 2nd instance found. branched from c_artscl
202	ca_whr3	Char	4	17	24	location of arterioscleroris. 3rd instance found. branched from c_artscl
203	ca_whr4	Char	6	16	3	location of arterioscleroris. 4th instance found. branched from c_artscl
204	ca_whr5	Char	14	14	1	location of arterioscleroris. 5th instance found. branched from c_artscl
205	c_impcir	Char	1	1	1349	impaired circulation designation

Pos	Variable	Type	Min	Max	Nonmiss	Description
206	c_long1	Char	1	30	1096	how long claimant had heart condition. 1st instance found
207	c_cslng1	Char	1	1	1078	source of information for c_long1
208	c_long2	Char	7	22	7	how long claimant had heart condition. 2nd instance found
209	c_cslng2	Char	1	1	7	source of information for c_long2
210	c_rat1	Char	1	51	17353	heart rating. 1st instance found
211	c_rat2	Char	2	50	715	heart rating. 2nd instance found
212	c_rat3	Char	3	29	35	heart rating. 3rd instance found
213	c_rat4	Char	9	27	2	heart rating. 4th instance found
214	c_rel01	Char	9	59	10398	related disease to heart condition. 1st instance found
215	c_rel02	Char	9	54	5571	related disease to heart condition. 2nd instance found
216	c_rel03	Char	9	56	2918	related disease to heart condition. 3rd instance found
217	c_rel04	Char	13	50	1570	related disease to heart condition. 4th instance found
218	c_rel05	Char	13	41	763	related disease to heart condition. 5th instance found
219	c_rel06	Char	14	41	356	related disease to heart condition. 6th instance found
220	c_rel07	Char	14	41	152	related disease to heart condition. 7th instance found
221	c_rel08	Char	15	38	52	related disease to heart condition. 8th instance found
222	c_rel09	Char	15	31	20	related disease to heart condition. 9th instance found
223	c_rel10	Char	17	29	6	related disease to heart condition. 10th instance found
224	c_rel11	Char	16	26	3	related disease to heart condition. 11th instance found
225	c_rel12	Char	26	27	2	related disease to heart condition. 12th instance found
226	c_rel13	Char	21	27	2	related disease to heart condition. 13th instance found
227	c_rel14	Char	26	26	1	related disease to heart condition. 14th instance found
228	c_cmt1	Char	9	152	5769	additional comments for heart condition. 1st instance found
229	c_cmt2	Char	8	164	292	additional comments for heart condition. 2nd instance found
230	c_cmt3	Char	14	139	55	additional comments for heart condition. 3rd instance found
231	c_cmt4	Char	7	118	11	additional comments for heart condition. 4th instance found
232	c_cmt5	Char	29	115	2	additional comments for heart condition. 5th instance found
233	c_cmt6	Char	90	90	1	additional comments for heart condition. 6th instance found
234	c_cmt7	Char	38	38	1	additional comments for heart condition. 7th instance found
235	d_dia1	Char	4	62	16959	diarrhea or dysentery description 1st instance found
236	d_dia2	Char	7	38	90	diarrhea or dysentery description 2nd instance found

Pos	Variable	Type	Min	Max	Nonmiss	Description
237	d_csdrh1	Char	1	1	16603	source of information for d_dia1
238	d_csdrh2	Char	1	1	87	source of information for d_dia2
239	d_suf11	Char	4	45	3926	how long claimant suffered with diarrhea or dysentery described in d_dia1 1st instance found
240	d_suf12	Char	4	47	49	how long claimant suffered with diarrhea or dysentery described in d_dia1 2nd instance found
241	d_suf21	Char	9	36	7	how long claimant suffered with diarrhea or dysentery described in d_dia2 1st instance found
242	d_cssf11	Char	1	1	3798	source of information for d_suf11
243	d_cssf12	Char	1	1	48	source of information for d_suf12
244	d_cssf21	Char	1	1	7	source of information for d_suf21
245	d_sea11	Char	3	46	996	the season diarrhea described in d_dia1 typically occurs. 1st instance found
246	d_sea12	Char	3	43	158	the season diarrhea described in d_dia1 typically occurs. 2nd instance found
247	d_sea13	Char	4	42	17	the season diarrhea described in d_dia1 typically occurs. 3rd instance found
248	d_sea14	Char	4	18	2	the season diarrhea described in d_dia1 typically occurs. 4th instance found
249	d_sea21	Char	6	6	2	the season diarrhea described in d_dia2 typically occurs. 1st instance found
250	d_cssn11	Char	1	1	979	source of information for d_sea11
251	d_cssn12	Char	1	1	157	source of information for d_sea12
252	d_cssn13	Char	1	1	18	source of information for d_sea13
253	d_cssn14	Char	1	1	2	source of information for d_sea14
254	d_cssn21	Char	1	1	2	source of information for d_sea21
255	d_frq11	Char	3	60	4617	frequency of diarrhea or dysentery attacks in d_dia1. 1st instance found
256	d_frq12	Char	4	51	323	frequency of diarrhea or dysentery attacks in d_dia1. 2nd instance found
257	d_frq13	Char	8	47	42	frequency of diarrhea or dysentery attacks in d_dia1. 3rd instance found
258	d_frq14	Char	12	42	6	frequency of diarrhea or dysentery attacks in d_dia1. 4th instance found
259	d_frq15	Char	17	17	1	frequency of diarrhea or dysentery attacks in d_dia1. 5th instance found
260	d_frq16	Char	12	12	1	frequency of diarrhea or dysentery attacks in d_dia1. 6th instance found
261	d_frq21	Char	8	24	16	frequency of diarrhea or dysentery attacks in d_dia2. 1st instance found
262	d_csfq11	Char	1	1	4541	source of information for d_frq11
263	d_csfq12	Char	1	1	318	source of information for d_frq12
264	d_csfq13	Char	1	1	42	source of information for d_frq13
265	d_csfq14	Char	1	1	6	source of information for d_frq14
266	d_csfq15	Char	1	1	1	source of information for d_frq15
267	d_csfq16	Char	1	1	1	source of information for d_frq16
268	d_csfq21	Char	1	1	16	source of information for d_frq21
269	d_lng11	Char	4	54	2096	how long the attacks of diarrhea or dysentery described in d_dia1 lasts. 1st instance found
270	d_lng12	Char	4	27	77	how long the attacks of diarrhea or dysentery described in d_dia1 lasts. 2nd instance found

Pos	Variable	Type	Min	Max	Nonmiss	Description
271	d_lng21	Char	6	27	4	how long the attacks of diarrhea or dysentery described in d_dia2 lasts. 1st instance found
272	d_lng22	Char	7	7	1	how long the attacks of diarrhea or dysentery described in d_dia2 lasts. 2nd instance found
273	d_csln11	Char	1	1	2028	source of information for d_lng11
274	d_csln12	Char	1	1	79	source of information for d_lng12
275	d_csln21	Char	1	1	4	source of information for d_lng21
276	d_csln22	Char	1	1	1	source of information for d_lng22
277	d_nst11	Char	1	43	2175	number of stools per day due to diarrhea or dysentery described in d_dia1. 1st instance found
278	d_nst12	Char	1	40	91	number of stools per day due to diarrhea or dysentery described in d_dia1. 2nd instance found
279	d_nst13	Char	8	34	4	number of stools per day due to diarrhea or dysentery described in d_dia1. 3rd instance found
280	d_nst14	Char	7	7	1	number of stools per day due to diarrhea or dysentery described in d_dia1. 4th instance found
281	d_nst21	Char	6	8	2	number of stools per day due to diarrhea or dysentery described in d_dia2. 1st instance found
282	d_csns11	Char	1	1	2082	source of information for d_nst11
283	d_csns12	Char	1	1	91	source of information for d_nst12
284	d_csns13	Char	1	1	4	source of information for d_nst13
285	d_csns14	Char	1	1	1	source of information for d_nst14
286	d_csns21	Char	1	1	2	source of information for d_nst21
287	d_sds11	Char	3	45	2237	description of stools: diarrhea or dysentery in d_dia1. 1st instance found
288	d_sds12	Char	3	48	1329	description of stools: diarrhea or dysentery in d_dia1. 2nd instance found
289	d_sds13	Char	3	42	416	description of stools: diarrhea or dysentery in d_dia1. 3rd instance found
290	d_sds14	Char	3	28	99	description of stools: diarrhea or dysentery in d_dia1. 4th instance found
291	d_sds15	Char	3	27	14	description of stools: diarrhea or dysentery in d_dia1. 5th instance found
292	d_sds16	Char	6	14	2	description of stools: diarrhea or dysentery in d_dia1. 6th instance found
293	d_sds21	Char	5	23	7	description of stools: diarrhea or dysentery in d_dia2. 1st instance found
294	d_sds22	Char	5	5	3	description of stools: diarrhea or dysentery in d_dia2. 2nd instance found
295	d_sds23	Char	5	5	1	description of stools: diarrhea or dysentery in d_dia2. 3rd instance found
296	d_sds24	Char	15	15	1	description of stools: diarrhea or dysentery in d_dia2. 4th instance found
297	d_csst11	Char	1	1	2199	source of information for d_sds11
298	d_csst12	Char	1	1	1324	source of information for d_sds12
299	d_csst13	Char	1	1	414	source of information for d_sds13
300	d_csst14	Char	1	1	97	source of information for d_sds14
301	d_csst15	Char	1	1	14	source of information for d_sds15
302	d_csst16	Char	1	1	2	source of information for d_sds16

Pos	Variable	Type	Min	Max	Nonmiss	Description
303	d_csst21	Char	1	1	6	source of information for d_sds21
304	d_csst22	Char	1	1	3	source of information for d_sds22
305	d_csst23	Char	1	1	1	source of information for d_sds23
306	d_csst24	Char	1	1	1	source of information for d_sds24
307	d_sev11	Char	3	58	10565	severity of diarrhea or dysentery described in d_dia1. 1st instance found
308	d_sev12	Char	3	57	795	severity of diarrhea or dysentery described in d_dia1. 2nd instance found
309	d_sev13	Char	4	43	127	severity of diarrhea or dysentery described in d_dia1. 3rd instance found
310	d_sev14	Char	4	42	19	severity of diarrhea or dysentery described in d_dia1. 4th instance found
311	d_sev15	Char	7	44	5	severity of diarrhea or dysentery described in d_dia1. 5th instance found
312	d_sev21	Char	4	37	15	severity of diarrhea or dysentery described in d_dia2. 1st instance found
313	d_cssv11	Char	1	1	10294	source of information for d_sev11
314	d_cssv12	Char	1	1	771	source of information for d_sev12
315	d_cssv13	Char	1	1	125	source of information for d_sev13
316	d_cssv14	Char	1	1	20	source of information for d_sev14
317	d_cssv15	Char	1	1	6	source of information for d_sev15
318	d_cssv21	Char	1	1	11	source of information for d_sev21
319	d_rat11	Char	1	36	11266	rating of diarrhea or dysentery described in d_dia1. 1st instance found
320	d_rat12	Char	2	37	764	rating of diarrhea or dysentery described in d_dia1. 2nd instance found
321	d_rat13	Char	2	34	31	rating of diarrhea or dysentery described in d_dia1. 3rd instance found
322	d_rat14	Char	9	29	2	rating of diarrhea or dysentery described in d_dia1. 4th instance found
323	d_rat21	Char	4	18	23	rating of diarrhea or dysentery described in d_dia2. 1st instance found
324	d_rat22	Char	3	3	1	rating of diarrhea or dysentery described in d_dia2. 2nd instance found
325	d_rel101	Char	9	51	7042	disease related to diarrhea or dysentery in d_dia1. 1st instance found
326	d_rel102	Char	9	47	4609	disease related to diarrhea or dysentery in d_dia1. 2nd instance found
327	d_rel103	Char	12	44	2968	disease related to diarrhea or dysentery in d_dia1. 3rd instance found
328	d_rel104	Char	12	44	1925	disease related to diarrhea or dysentery in d_dia1. 4th instance found
329	d_rel105	Char	9	43	1077	disease related to diarrhea or dysentery in d_dia1. 5th instance found
330	d_rel106	Char	13	44	598	disease related to diarrhea or dysentery in d_dia1. 6th instance found
331	d_rel107	Char	12	38	335	disease related to diarrhea or dysentery in d_dia1. 7th instance found
332	d_rel108	Char	13	40	197	disease related to diarrhea or dysentery in d_dia1. 8th instance found
333	d_rel109	Char	13	43	93	disease related to diarrhea or dysentery in d_dia1. 9th instance found
334	d_rel110	Char	13	38	58	disease related to diarrhea or dysentery in d_dia1. 10th instance found
335	d_rel111	Char	14	40	20	disease related to diarrhea or dysentery in d_dia1. 11th instance found

Pos	Variable	Type	Min	Max	Nonmiss	Description
336	d_rel112	Char	16	32	13	disease related to diarrhea or dysentery in d_dia1. 12th instance found
337	d_rel113	Char	16	25	5	disease related to diarrhea or dysentery in d_dia1. 13th instance found
338	d_rel114	Char	21	21	1	disease related to diarrhea or dysentery in d_dia1. 14th instance found
339	d_rel115	Char	17	17	1	disease related to diarrhea or dysentery in d_dia1. 15th instance found
340	d_rel201	Char	13	41	31	disease related to diarrhea or dysentery in d_dia2. 1st instance found
341	d_rel202	Char	13	32	16	disease related to diarrhea or dysentery in d_dia2. 2nd instance found
342	d_rel203	Char	16	23	12	disease related to diarrhea or dysentery in d_dia2. 3rd instance found
343	d_rel204	Char	16	32	11	disease related to diarrhea or dysentery in d_dia2. 4th instance found
344	d_rel205	Char	16	30	8	disease related to diarrhea or dysentery in d_dia2. 5th instance found
345	d_rel206	Char	16	29	4	disease related to diarrhea or dysentery in d_dia2. 6th instance found
346	d_rel207	Char	16	17	2	disease related to diarrhea or dysentery in d_dia2. 7th instance found
347	d_cmt11	Char	7	140	1945	additional comment for diarrhea or dysentery described in d_dia1. 1st instance found
348	d_cmt12	Char	12	136	55	additional comment for diarrhea or dysentery described in d_dia1. 2nd instance found
349	d_cmt13	Char	42	135	7	additional comment for diarrhea or dysentery described in d_dia1. 3rd instance found
350	d_cmt14	Char	97	135	2	additional comment for diarrhea or dysentery described in d_dia1. 4th instance found
351	d_cmt21	Char	30	70	5	additional comment for diarrhea or dysentery described in d_dia2. 1st instance found
352	e_ear1	Char	1	11	13484	which ear has impairment. 1st instance found
353	e_ear2	Char	1	9	3307	which ear has impairment. 2nd instance found
354	e_ear3	Char	4	11	61	which ear has impairment. 3rd instance found
355	e_def1	Char	1	1	12106	is ear mentioned in e_ear1 totally deaf designation
356	e_def2	Char	1	1	3015	is ear mentioned in e_ear2 totally deaf designation
357	e_def3	Char	1	1	34	is ear mentioned in e_ear3 totally deaf designation
358	e_cap101	Char	4	73	12183	capabilities or limitations for the ear mentioned in e_ear1. 1st instance found
359	e_cap102	Char	4	72	6539	capabilities or limitations for the ear mentioned in e_ear1. 2nd instance found
360	e_cap103	Char	4	70	3040	capabilities or limitations for the ear mentioned in e_ear1. 3rd instance found
361	e_cap104	Char	6	73	1190	capabilities or limitations for the ear

Pos	Variable	Type	Min	Max	Nonmiss	Description
362	e_cap105	Char	6	67	463	capabilities or limitations for the ear mentioned in e_ear1. 4th instance found
363	e_cap106	Char	5	67	202	capabilities or limitations for the ear mentioned in e_ear1. 5th instance found
364	e_cap107	Char	8	64	60	capabilities or limitations for the ear mentioned in e_ear1. 6th instance found
365	e_cap108	Char	11	69	29	capabilities or limitations for the ear mentioned in e_ear1. 7th instance found
366	e_cap109	Char	10	71	14	capabilities or limitations for the ear mentioned in e_ear1. 8th instance found
367	e_cap110	Char	10	54	10	capabilities or limitations for the ear mentioned in e_ear1. 9th instance found
368	e_cap111	Char	11	52	7	capabilities or limitations for the ear mentioned in e_ear1. 10th instance found
369	e_cap112	Char	15	55	3	capabilities or limitations for the ear mentioned in e_ear1. 11th instance found
370	e_cap113	Char	61	61	1	capabilities or limitations for the ear mentioned in e_ear1. 12th instance found
371	e_cap201	Char	3	71	3072	capabilities or limitations for the ear mentioned in e_ear1. 13th instance found
372	e_cap202	Char	4	68	1652	capabilities or limitations for the ear mentioned in e_ear2. 1st instance found
373	e_cap203	Char	4	68	616	capabilities or limitations for the ear mentioned in e_ear2. 2nd instance found
374	e_cap204	Char	6	63	144	capabilities or limitations for the ear mentioned in e_ear2. 3rd instance found
375	e_cap205	Char	6	66	45	capabilities or limitations for the ear mentioned in e_ear2. 4th instance found
376	e_cap206	Char	6	60	16	capabilities or limitations for the ear mentioned in e_ear2. 5th instance found
377	e_cap207	Char	10	56	5	capabilities or limitations for the ear mentioned in e_ear2. 6th instance found
378	e_cap208	Char	51	51	1	capabilities or limitations for the ear mentioned in e_ear2. 7th instance found
379	e_cap209	Char	36	36	1	capabilities or limitations for the ear mentioned in e_ear2. 8th instance found
380	e_cap301	Char	4	63	42	capabilities or limitations for the ear mentioned in e_ear2. 9th instance found
381	e_cap302	Char	4	55	14	capabilities or limitations for the ear mentioned in e_ear3. 1st instance found
382	e_cap303	Char	15	59	5	capabilities or limitations for the ear mentioned in e_ear3. 2nd instance found
383	e_cap304	Char	14	56	2	capabilities or limitations for the ear mentioned in e_ear3. 3rd instance found
384	e_cap305	Char	19	19	1	capabilities or limitations for the ear mentioned in e_ear3. 4th instance found
385	e_inf1	Char	1	1	1146	inflammation of middle ear in e_ear1 designation
386	e_inf2	Char	1	1	266	inflammation of middle ear in e_ear2 designation
387	e_inf3	Char	1	1	4	inflammation of middle ear in e_ear3 designation
388	e_eus1	Char	1	1	4510	blocked eustachian tubes in the ear described in e_ear1 designation
389	e_eus2	Char	1	1	1126	blocked eustachian tubes in the ear

Pos	Variable	Type	Min	Max	Nonmiss	Description
						described in e_ear2 designation
390	e_eus3	Char	1	1	15	blocked eustachian tubes in the ear described in e_ear3 designation
391	e_drm1	Char	1	1	4987	mention of eardrum for the ear described in e_ear1 designation
392	e_drm2	Char	1	1	1625	mention of eardrum for the ear described in e_ear2 designation
393	e_drm3	Char	1	1	11	mention of eardrum for the ear described in e_ear3 designation
394	e_dds11	Char	3	34	5063	description of eardrum for e_ear1. 1st instance found
395	e_dds12	Char	3	32	1776	description of eardrum for e_ear1. 2nd instance found
396	e_dds13	Char	3	32	494	description of eardrum for e_ear1. 3rd instance found
397	e_dds14	Char	3	34	125	description of eardrum for e_ear1. 4th instance found
398	e_dds15	Char	3	31	32	description of eardrum for e_ear1. 5th instance found
399	e_dds16	Char	8	32	10	description of eardrum for e_ear1. 6th instance found
400	e_dds17	Char	13	27	3	description of eardrum for e_ear1. 7th instance found
401	e_dds18	Char	13	20	2	description of eardrum for e_ear1. 8th instance found
402	e_dds21	Char	3	32	1659	description of eardrum for e_ear2. 1st instance found
403	e_dds22	Char	3	32	680	description of eardrum for e_ear2. 2nd instance found
404	e_dds23	Char	3	32	198	description of eardrum for e_ear2. 3rd instance found
405	e_dds24	Char	4	31	59	description of eardrum for e_ear2. 4th instance found
406	e_dds25	Char	5	29	16	description of eardrum for e_ear2. 5th instance found
407	e_dds26	Char	3	27	7	description of eardrum for e_ear2. 6th instance found
408	e_dds27	Char	18	18	1	description of eardrum for e_ear2. 7th instance found
409	e_dds31	Char	6	27	13	description of eardrum for e_ear3. 1st instance found
410	e_dds32	Char	6	15	4	description of eardrum for e_ear3. 2nd instance found
411	e_mas1	Char	1	1	32	disease of the mastoid in e_ear1 designation
412	e_mas2	Char	1	1	10	disease of the mastoid in e_ear2 designation
413	e_mas3	Char	1	1	1	disease of the mastoid in e_ear3 designation
414	e_mds11	Char	3	61	43	description of the disease of the mastoid in e_ear1. 1st instance found
415	e_mds12	Char	7	46	11	description of the disease of the mastoid in e_ear1. 2nd instance found
416	e_mds13	Char	11	34	3	description of the disease of the mastoid in e_ear1. 3rd instance found
417	e_mds21	Char	7	51	11	description of the disease of the mastoid in

Pos	Variable	Type	Min	Max	Nonmiss	Description
						e_ear2. 1st instance found
418	e_mds22	Char	9	17	3	description of the disease of the mastoid in e_ear2. 2nd instance found
419	e_mds31	Char	7	7	1	description of the disease of the mastoid in e_ear3. 1st instance found
420	e_cau101	Char	3	64	280	other causes for hearing loss in e_ear1. 1st instance found
421	e_cau102	Char	7	42	18	other causes for hearing loss in e_ear1. 2nd instance found
422	e_cau103	Char	22	22	1	other causes for hearing loss in e_ear1. 3rd instance found
423	e_cau104	Char	10	10	1	other causes for hearing loss in e_ear1. 4th instance found
424	e_cau105	Char	41	41	1	other causes for hearing loss in e_ear1. 5th instance found
425	e_cau106	Char	37	37	1	other causes for hearing loss in e_ear1. 6th instance found
426	e_cau201	Char	3	54	55	other causes for hearing loss in e_ear2. 1st instance found
427	e_cau202	Char	7	37	7	other causes for hearing loss in e_ear2. 2nd instance found
428	e_cau203	Char	10	10	1	other causes for hearing loss in e_ear2. 3rd instance found
429	e_cau204	Char	28	28	1	other causes for hearing loss in e_ear2. 4th instance found
430	e_cau205	Char	24	24	1	other causes for hearing loss in e_ear2. 5th instance found
431	e_cau206	Char	15	15	1	other causes for hearing loss in e_ear2. 6th instance found
432	e_rat101	Char	1	46	5172	1st rating for the ear mentioned in e_ear1
433	e_rat102	Char	2	42	178	2nd rating for the ear mentioned in e_ear1
434	e_rat103	Char	2	34	9	3rd rating for the ear mentioned in e_ear1
435	e_rat104	Char	8	40	2	4th rating for the ear mentioned in e_ear1
436	e_rat105	Char	9	9	1	5th rating for the ear mentioned in e_ear1
437	e_rat106	Char	2	2	1	6th rating for the ear mentioned in e_ear1
438	e_rat201	Char	1	44	543	1st rating for the ear mentioned in e_ear2
439	e_rat202	Char	1	18	16	2nd rating for the ear mentioned in e_ear2
440	e_rat301	Char	1	30	13	1st rating for the ear mentioned in e_ear3
441	e_rel101	Char	10	53	3205	related disease to the ear mentioned in e_ear1. 1st instance found
442	e_rel102	Char	12	59	1281	related disease to the ear mentioned in e_ear1. 2nd instance found
443	e_rel103	Char	12	44	785	related disease to the ear mentioned in e_ear1. 3rd instance found
444	e_rel104	Char	13	46	518	related disease to the ear mentioned in e_ear1. 4th instance found
445	e_rel105	Char	14	36	271	related disease to the ear mentioned in e_ear1. 5th instance found
446	e_rel106	Char	14	34	130	related disease to the ear mentioned in e_ear1. 6th instance found
447	e_rel107	Char	15	34	52	related disease to the ear mentioned in e_ear1. 7th instance found
448	e_rel108	Char	15	29	26	related disease to the ear mentioned in e_ear1. 8th instance found
449	e_rel109	Char	16	29	11	related disease to the ear mentioned in e_ear1. 9th instance found

Pos	Variable	Type	Min	Max	Nonmiss	Description
450	e_rel110	Char	16	27	3	related disease to the ear mentioned in e_ear1. 10th instance found
451	e_rel111	Char	26	29	2	related disease to the ear mentioned in e_ear1. 11th instance found
452	e_rel112	Char	27	27	1	related disease to the ear mentioned in e_ear1. 12th instance found
453	e_rel113	Char	27	27	1	related disease to the ear mentioned in e_ear1. 13th instance found
454	e_rel114	Char	26	26	1	related disease to the ear mentioned in e_ear1. 14th instance found
455	e_rel201	Char	10	50	1576	related disease to the ear mentioned in e_ear2. 1st instance found
456	e_rel202	Char	12	42	365	related disease to the ear mentioned in e_ear2. 2nd instance found
457	e_rel203	Char	12	36	199	related disease to the ear mentioned in e_ear2. 3rd instance found
458	e_rel204	Char	14	34	122	related disease to the ear mentioned in e_ear2. 4th instance found
459	e_rel205	Char	15	34	69	related disease to the ear mentioned in e_ear2. 5th instance found
460	e_rel206	Char	15	34	37	related disease to the ear mentioned in e_ear2. 6th instance found
461	e_rel207	Char	16	26	16	related disease to the ear mentioned in e_ear2. 7th instance found
462	e_rel208	Char	16	21	7	related disease to the ear mentioned in e_ear2. 8th instance found
463	e_rel209	Char	17	29	4	related disease to the ear mentioned in e_ear2. 9th instance found
464	e_rel210	Char	17	17	1	related disease to the ear mentioned in e_ear2. 10th instance found
465	e_rel211	Char	16	16	1	related disease to the ear mentioned in e_ear2. 11th instance found
466	e_rel301	Char	16	27	11	related disease to the ear mentioned in e_ear3. 1st instance found
467	e_rel302	Char	17	27	4	related disease to the ear mentioned in e_ear3. 2nd instance found
468	e_rel303	Char	15	21	3	related disease to the ear mentioned in e_ear3. 3rd instance found
469	e_rel304	Char	16	21	2	related disease to the ear mentioned in e_ear3. 4th instance found
470	e_rel305	Char	16	16	1	related disease to the ear mentioned in e_ear3. 5th instance found
471	e_rel306	Char	18	18	1	related disease to the ear mentioned in e_ear3. 6th instance found
472	e_rel307	Char	19	19	1	related disease to the ear mentioned in e_ear3. 7th instance found
473	e_rel308	Char	16	16	1	related disease to the ear mentioned in e_ear3. 8th instance found
474	e_rel309	Char	29	29	1	related disease to the ear mentioned in e_ear3. 9th instance found
475	e_cmt1	Char	5	223	2102	additional comment for the ear mentioned in e_ear1
476	e_cmt2	Char	11	227	544	additional comment for the ear mentioned in e_ear2
477	e_cmt3	Char	21	52	7	additional comment for the ear mentioned in e_ear3

Pos	Variable	Type	Min	Max	Nonmiss	Description
478	k_goiter	Char	1	1	71	enlarged thyroid or goiter designation
479	k_gtrdsc	Char	5	201	44	goiter description
480	k_nodule	Char	1	1	10	nodules designation
481	k_dbetes	Char	1	1	720	diabetes designation
482	k_rat1	Char	1	29	140	diabetes, endocrine, goiter, or thyroid rating. 1st instance found
483	k_rat2	Char	3	9	6	diabetes, endocrine, goiter, or thyroid rating. 2nd instance found
484	k_rel1	Char	12	53	142	1st related disease to endocrine
485	k_rel2	Char	13	58	80	2nd related disease to endocrine
486	k_rel3	Char	13	36	56	3rd related disease to endocrine
487	k_rel4	Char	15	39	31	4th related disease to endocrine
488	k_rel5	Char	16	27	19	5th related disease to endocrine
489	k_rel6	Char	15	25	7	6th related disease to endocrine
490	k_rel7	Char	16	29	4	7th related disease to endocrine
491	k_rel8	Char	15	17	3	8th related disease to endocrine
492	k_rel9	Char	16	16	1	9th related disease to endocrine
493	k_cmt	Char	14	233	362	additional comments for endocrine
494	y_eye1	Char	4	11	22917	which eye has impairment. 1st instance found
495	y_eye2	Char	4	11	4929	which eye has impairment. 2nd instance found
496	y_eye3	Char	4	5	119	which eye has impairment. 3rd instance found
497	y_rsp1	Char	1	1	5144	the eye mentioned in y_eye1 is responsive to light designation
498	y_rsp2	Char	1	1	1248	the eye mentioned in y_eye2 is responsive to light designation
499	y_rsp3	Char	1	1	23	the eye mentioned in y_eye3 is responsive to light designation
500	y_eql1	Char	1	1	2065	response of both eyes equal in y_eye1 designation
501	y_eql2	Char	1	1	422	response of both eyes equal in y_eye2 designation
502	y_eql3	Char	1	1	9	response of both eyes equal in y_eye3 designation
503	y_bld1	Char	1	1	14675	the eye mentioned in y_eye1 is totally blind designation
504	y_bld2	Char	1	1	4174	the eye mentioned in y_eye2 is totally blind designation
505	y_bld3	Char	1	1	64	the eye mentioned in y_eye3 is totally blind designation
506	y_cap101	Char	1	75	14592	1st description of the sight capability for the eye mentioned in y_eye1
507	y_cap102	Char	1	75	8036	2nd description of the sight capability for the eye mentioned in y_eye1
508	y_cap103	Char	3	72	3257	3rd description of the sight capability for the eye mentioned in y_eye1
509	y_cap104	Char	4	72	1344	4th description of the sight capability for the eye mentioned in y_eye1
510	y_cap105	Char	4	70	553	5th description of the sight capability for the eye mentioned in y_eye1
511	y_cap106	Char	6	71	282	6th description of the sight capability for the eye mentioned in y_eye1
512	y_cap107	Char	6	71	137	7th description of the sight capability for the eye mentioned in y_eye1

Pos	Variable	Type	Min	Max	Nonmiss	Description
513	y_cap108	Char	6	69	74	8th description of the sight capability for the eye mentioned in y_eye1
514	y_cap109	Char	10	59	48	9th description of the sight capability for the eye mentioned in y_eye1
515	y_cap110	Char	10	62	32	10th description of the sight capability for the eye mentioned in y_eye1
516	y_cap111	Char	11	61	23	11th description of the sight capability for the eye mentioned in y_eye1
517	y_cap112	Char	10	64	13	12th description of the sight capability for the eye mentioned in y_eye1
518	y_cap113	Char	10	57	11	13th description of the sight capability for the eye mentioned in y_eye1
519	y_cap114	Char	9	46	8	14th description of the sight capability for the eye mentioned in y_eye1
520	y_cap115	Char	26	46	5	15th description of the sight capability for the eye mentioned in y_eye1
521	y_cap116	Char	26	49	3	16th description of the sight capability for the eye mentioned in y_eye1
522	y_cap117	Char	30	45	2	17th description of the sight capability for the eye mentioned in y_eye1
523	y_cap118	Char	30	35	2	18th description of the sight capability for the eye mentioned in y_eye1
524	y_cap119	Char	30	56	2	19th description of the sight capability for the eye mentioned in y_eye1
525	y_cap120	Char	30	30	1	20th description of the sight capability for the eye mentioned in y_eye1
526	y_cap121	Char	32	32	1	21st description of the sight capability for the eye mentioned in y_eye1
527	y_cap122	Char	32	32	1	22nd description of the sight capability for the eye mentioned in y_eye1
528	y_cap123	Char	32	32	1	23rd description of the sight capability for the eye mentioned in y_eye1
529	y_cap124	Char	30	30	1	24th description of the sight capability for the eye mentioned in y_eye1
530	y_cap125	Char	31	31	1	25th description of the sight capability for the eye mentioned in y_eye1
531	y_cap126	Char	29	29	1	26th description of the sight capability for the eye mentioned in y_eye1
532	y_cap201	Char	2	68	4299	1st description of the sight capability for the eye mentioned in y_eye2
533	y_cap202	Char	2	73	1900	2nd description of the sight capability for the eye mentioned in y_eye2
534	y_cap203	Char	4	68	660	3rd description of the sight capability for the eye mentioned in y_eye2
535	y_cap204	Char	4	73	247	4th description of the sight capability for the eye mentioned in y_eye2
536	y_cap205	Char	5	67	93	5th description of the sight capability for the eye mentioned in y_eye2
537	y_cap206	Char	10	62	40	6th description of the sight capability for the eye mentioned in y_eye2
538	y_cap207	Char	12	69	21	7th description of the sight capability for the eye mentioned in y_eye2
539	y_cap208	Char	12	58	9	8th description of the sight capability for the eye mentioned in y_eye2
540	y_cap209	Char	18	56	4	9th description of the sight capability for the eye mentioned in y_eye2

Pos	Variable	Type	Min	Max	Nonmiss	Description
541	y_cap210	Char	18	53	2	10th description of the sight capability for the eye mentioned in y_eye2
542	y_cap211	Char	49	51	2	11th description of the sight capability for the eye mentioned in y_eye2
543	y_cap212	Char	48	48	1	12th description of the sight capability for the eye mentioned in y_eye2
544	y_cap213	Char	56	56	1	13th description of the sight capability for the eye mentioned in y_eye2
545	y_cap214	Char	46	46	1	14th description of the sight capability for the eye mentioned in y_eye2
546	y_cap215	Char	65	65	1	15th description of the sight capability for the eye mentioned in y_eye2
547	y_cap216	Char	62	62	1	16th description of the sight capability for the eye mentioned in y_eye2
548	y_cap217	Char	49	49	1	17th description of the sight capability for the eye mentioned in y_eye2
549	y_cap218	Char	45	45	1	18th description of the sight capability for the eye mentioned in y_eye2
550	y_cap219	Char	45	45	1	19th description of the sight capability for the eye mentioned in y_eye2
551	y_cap220	Char	56	56	1	20th description of the sight capability for the eye mentioned in y_eye2
552	y_cap301	Char	4	61	83	1st description of the sight capability for the eye mentioned in y_eye3
553	y_cap302	Char	12	58	23	2nd description of the sight capability for the eye mentioned in y_eye3
554	y_cap303	Char	6	44	5	3rd description of the sight capability for the eye mentioned in y_eye3
555	y_cap304	Char	40	57	2	4th description of the sight capability for the eye mentioned in y_eye3
556	y_cnj101	Char	3	61	9400	conjunctiva description for the eye mentioned in y_eye1. 1st instance found
557	y_cnj102	Char	3	65	2122	conjunctiva description for the eye mentioned in y_eye1. 2nd instance found
558	y_cnj103	Char	3	64	608	conjunctiva description for the eye mentioned in y_eye1. 3rd instance found
559	y_cnj104	Char	3	64	200	conjunctiva description for the eye mentioned in y_eye1. 4th instance found
560	y_cnj105	Char	8	64	76	conjunctiva description for the eye mentioned in y_eye1. 5th instance found
561	y_cnj106	Char	11	60	33	conjunctiva description for the eye mentioned in y_eye1. 6th instance found
562	y_cnj107	Char	12	51	12	conjunctiva description for the eye mentioned in y_eye1. 7th instance found
563	y_cnj108	Char	16	45	5	conjunctiva description for the eye mentioned in y_eye1. 8th instance found
564	y_cnj109	Char	25	43	3	conjunctiva description for the eye mentioned in y_eye1. 9th instance found
565	y_cnj110	Char	54	54	1	conjunctiva description for the eye mentioned in y_eye1. 10th instance found
566	y_cnj111	Char	50	50	1	conjunctiva description for the eye mentioned in y_eye1. 11th instance found
567	y_cnj112	Char	22	22	1	conjunctiva description for the eye mentioned in y_eye1. 12th instance found
568	y_cnj201	Char	3	61	1863	conjunctiva description for the eye mentioned in y_eye2. 1st instance found

Pos	Variable	Type	Min	Max	Nonmiss	Description
569	y_cnj202	Char	3	65	545	conjunctiva description for the eye mentioned in y_eye2. 2nd instance found
570	y_cnj203	Char	4	62	186	conjunctiva description for the eye mentioned in y_eye2. 3rd instance found
571	y_cnj204	Char	3	57	73	conjunctiva description for the eye mentioned in y_eye2. 4th instance found
572	y_cnj205	Char	10	61	28	conjunctiva description for the eye mentioned in y_eye2. 5th instance found
573	y_cnj206	Char	8	48	13	conjunctiva description for the eye mentioned in y_eye2. 6th instance found
574	y_cnj207	Char	12	37	4	conjunctiva description for the eye mentioned in y_eye2. 7th instance found
575	y_cnj301	Char	9	40	16	conjunctiva description for the eye mentioned in y_eye3. 1st instance found
576	y_cnj302	Char	9	32	5	conjunctiva description for the eye mentioned in y_eye3. 2nd instance found
577	y_cnj303	Char	12	34	2	conjunctiva description for the eye mentioned in y_eye3. 3rd instance found
578	y_cor11	Char	4	55	4106	cornea description of the eye mentioned in y_eye1. 1st instance found
579	y_cor12	Char	4	54	1084	cornea description of the eye mentioned in y_eye1. 2nd instance found
580	y_cor13	Char	4	52	254	cornea description of the eye mentioned in y_eye1. 3rd instance found
581	y_cor14	Char	5	49	63	cornea description of the eye mentioned in y_eye1. 4th instance found
582	y_cor15	Char	4	50	24	cornea description of the eye mentioned in y_eye1. 5th instance found
583	y_cor16	Char	11	48	5	cornea description of the eye mentioned in y_eye1. 6th instance found
584	y_cor17	Char	27	27	1	cornea description of the eye mentioned in y_eye1. 7th instance found
585	y_cor21	Char	4	52	1326	cornea description of the eye mentioned in y_eye2. 1st instance found
586	y_cor22	Char	4	52	401	cornea description of the eye mentioned in y_eye2. 2nd instance found
587	y_cor23	Char	7	51	111	cornea description of the eye mentioned in y_eye2. 3rd instance found
588	y_cor24	Char	9	50	28	cornea description of the eye mentioned in y_eye2. 4th instance found
589	y_cor25	Char	6	45	11	cornea description of the eye mentioned in y_eye2. 5th instance found
590	y_cor26	Char	21	21	1	cornea description of the eye mentioned in y_eye2. 6th instance found
591	y_cor31	Char	5	43	19	cornea description of the eye mentioned in y_eye3. 1st instance found
592	y_cor32	Char	9	23	5	cornea description of the eye mentioned in y_eye3. 2nd instance found
593	y_inf101	Char	6	64	4533	other inflammation in the eye mentioned in y_eye1. 1st instance found
594	y_inf102	Char	3	62	1236	other inflammation in the eye mentioned in y_eye1. 2nd instance found
595	y_inf103	Char	4	62	430	other inflammation in the eye mentioned in y_eye1. 3rd instance found
596	y_inf104	Char	8	57	143	other inflammation in the eye mentioned in y_eye1. 4th instance found

Pos	Variable	Type	Min	Max	Nonmiss	Description
597	y_inf105	Char	8	54	52	other inflammation in the eye mentioned in y_eye1. 5th instance found
598	y_inf106	Char	14	63	16	other inflammation in the eye mentioned in y_eye1. 6th instance found
599	y_inf107	Char	11	28	6	other inflammation in the eye mentioned in y_eye1. 7th instance found
600	y_inf108	Char	21	33	3	other inflammation in the eye mentioned in y_eye1. 8th instance found
601	y_inf109	Char	16	35	2	other inflammation in the eye mentioned in y_eye1. 9th instance found
602	y_inf110	Char	16	31	2	other inflammation in the eye mentioned in y_eye1. 10th instance found
603	y_inf201	Char	6	64	1285	other inflammation in the eye mentioned in y_eye2. 1st instance found
604	y_inf202	Char	6	58	438	other inflammation in the eye mentioned in y_eye2. 2nd instance found
605	y_inf203	Char	6	63	150	other inflammation in the eye mentioned in y_eye2. 3rd instance found
606	y_inf204	Char	6	53	56	other inflammation in the eye mentioned in y_eye2. 4th instance found
607	y_inf205	Char	8	33	21	other inflammation in the eye mentioned in y_eye2. 5th instance found
608	y_inf206	Char	10	34	7	other inflammation in the eye mentioned in y_eye2. 6th instance found
609	y_inf207	Char	12	34	5	other inflammation in the eye mentioned in y_eye2. 7th instance found
610	y_inf208	Char	14	31	2	other inflammation in the eye mentioned in y_eye2. 8th instance found
611	y_inf209	Char	39	39	1	other inflammation in the eye mentioned in y_eye2. 9th instance found
612	y_inf210	Char	31	31	1	other inflammation in the eye mentioned in y_eye2. 10th instance found
613	y_inf301	Char	11	25	15	other inflammation in the eye mentioned in y_eye3. 1st instance found
614	y_inf302	Char	18	25	3	other inflammation in the eye mentioned in y_eye3. 2nd instance found
615	y_inf303	Char	22	22	1	other inflammation in the eye mentioned in y_eye3. 3rd instance found
616	y_ctr1	Char	1	1	3411	cataract in the eye mentioned in y_eye1 designation
617	y_ctr2	Char	1	1	1177	cataract in the eye mentioned in y_eye2 designation
618	y_ctr3	Char	1	1	16	cataract in the eye mentioned in y_eye3 designation
619	y_csv11	Char	3	62	1098	severity of cataract in the eye mentioned in y_eye1. 1st instance found
620	y_csv12	Char	5	61	155	severity of cataract in the eye mentioned in y_eye1. 2nd instance found
621	y_csv13	Char	8	43	19	severity of cataract in the eye mentioned in y_eye1. 3rd instance found
622	y_csv14	Char	4	37	5	severity of cataract in the eye mentioned in y_eye1. 4th instance found
623	y_csv15	Char	11	11	1	severity of cataract in the eye mentioned in y_eye1. 5th instance found
624	y_csv16	Char	10	10	1	severity of cataract in the eye mentioned in y_eye1. 6th instance found

Pos	Variable	Type	Min	Max	Nonmiss	Description
625	y_csv21	Char	3	60	487	severity of cataract in the eye mentioned in y_eye2. 1st instance found
626	y_csv22	Char	4	64	73	severity of cataract in the eye mentioned in y_eye2. 2nd instance found
627	y_csv23	Char	6	49	8	severity of cataract in the eye mentioned in y_eye2. 3rd instance found
628	y_csv24	Char	20	43	2	severity of cataract in the eye mentioned in y_eye2. 4th instance found
629	y_csv25	Char	22	22	1	severity of cataract in the eye mentioned in y_eye2. 5th instance found
630	y_csv26	Char	18	18	1	severity of cataract in the eye mentioned in y_eye2. 6th instance found
631	y_csv31	Char	9	58	7	severity of cataract in the eye mentioned in y_eye3. 1st instance found
632	y_arc1	Char	1	1	3648	arcus senilis for the eye mentioned in y_eye1 designation
633	y_arc2	Char	1	1	459	arcus senilis for the eye mentioned in y_eye2 designation
634	y_arc3	Char	1	1	5	arcus senilis for the eye mentioned in y_eye3 designation
635	y_ptr11	Char	4	71	2836	pterygium/chalazion/pannus description for the eye mentioned in y_eye1. 1st instance found
636	y_ptr12	Char	6	70	587	pterygium/chalazion/pannus description for the eye mentioned in y_eye1. 2nd instance found
637	y_ptr13	Char	9	68	52	pterygium/chalazion/pannus description for the eye mentioned in y_eye1. 3rd instance found
638	y_ptr14	Char	9	40	6	pterygium/chalazion/pannus description for the eye mentioned in y_eye1. 4th instance found
639	y_ptr15	Char	31	36	2	pterygium/chalazion/pannus description for the eye mentioned in y_eye1. 5th instance found
640	y_ptr21	Char	6	69	849	pterygium/chalazion/pannus description for the eye mentioned in y_eye2. 1st instance found
641	y_ptr22	Char	4	64	160	pterygium/chalazion/pannus description for the eye mentioned in y_eye2. 2nd instance found
642	y_ptr23	Char	9	41	12	pterygium/chalazion/pannus description for the eye mentioned in y_eye2. 3rd instance found
643	y_ptr24	Char	9	28	3	pterygium/chalazion/pannus description for the eye mentioned in y_eye2. 4th instance found
644	y_ptr25	Char	16	27	2	pterygium/chalazion/pannus description for the eye mentioned in y_eye2. 5th instance found
645	y_ptr31	Char	9	33	16	pterygium/chalazion/pannus description for the eye mentioned in y_eye3. 1st instance found
646	y_ptr32	Char	9	16	2	pterygium/chalazion/pannus description for the eye mentioned in y_eye3. 2nd instance found

Pos	Variable	Type	Min	Max	Nonmiss	Description
647	y_ect11	Char	9	59	1499	description of ectropium or entropium in the eye mentioned in y_eye1. 1st instance found
648	y_ect12	Char	9	35	1032	description of ectropium or entropium in the eye mentioned in y_eye1. 2nd instance found
649	y_ect13	Char	9	44	627	description of ectropium or entropium in the eye mentioned in y_eye1. 3rd instance found
650	y_ect14	Char	12	29	7	description of ectropium or entropium in the eye mentioned in y_eye1. 4th instance found
651	y_ect15	Char	35	35	1	description of ectropium or entropium in the eye mentioned in y_eye1. 5th instance found
652	y_ect16	Char	31	31	1	description of ectropium or entropium in the eye mentioned in y_eye1. 6th instance found
653	y_ect21	Char	9	63	480	description of ectropium or entropium in the eye mentioned in y_eye2. 1st instance found
654	y_ect22	Char	9	27	339	description of ectropium or entropium in the eye mentioned in y_eye2. 2nd instance found
655	y_ect23	Char	9	53	209	description of ectropium or entropium in the eye mentioned in y_eye2. 3rd instance found
656	y_ect24	Char	12	25	5	description of ectropium or entropium in the eye mentioned in y_eye2. 4th instance found
657	y_ect25	Char	21	21	1	description of ectropium or entropium in the eye mentioned in y_eye2. 5th instance found
658	y_ect26	Char	19	19	1	description of ectropium or entropium in the eye mentioned in y_eye2. 6th instance found
659	y_ect27	Char	36	36	1	description of ectropium or entropium in the eye mentioned in y_eye2. 7th instance found
660	y_ect31	Char	9	29	12	description of ectropium or entropium in the eye mentioned in y_eye3. 1st instance found
661	y_ect32	Char	12	12	8	description of ectropium or entropium in the eye mentioned in y_eye3. 2nd instance found
662	y_ect33	Char	12	12	5	description of ectropium or entropium in the eye mentioned in y_eye3. 3rd instance found
663	y_def1	Char	6	62	1586	1st description of vision defect
664	y_def2	Char	6	66	169	2nd description of vision defect
665	y_def3	Char	6	28	9	3rd description of vision defect
666	y_def4	Char	10	16	2	4th description of vision defect
667	y_rat01	Char	1	51	7717	1st eyes rating
668	y_rat02	Char	1	42	429	2nd eyes rating
669	y_rat03	Char	2	35	18	3rd eyes rating
670	y_rat04	Char	29	29	1	4th eyes rating

Pos	Variable	Type	Min	Max	Nonmiss	Description
671	y_rel01	Char	10	50	4904	1st related disease to eyes
672	y_rel02	Char	12	46	2300	2nd related disease to eyes
673	y_rel03	Char	13	48	1464	3rd related disease to eyes
674	y_rel04	Char	12	41	946	4th related disease to eyes
675	y_rel05	Char	13	40	532	5th related disease to eyes
676	y_rel06	Char	14	37	232	6th related disease to eyes
677	y_rel07	Char	14	35	103	7th related disease to eyes
678	y_rel08	Char	14	36	42	8th related disease to eyes
679	y_rel09	Char	15	29	18	9th related disease to eyes
680	y_rel10	Char	15	28	2	10th related disease to eyes
681	y_rel11	Char	27	27	1	11th related disease to eyes
682	y_rel12	Char	27	27	1	12th related disease to eyes
683	y_rel13	Char	27	27	1	13th related disease to eyes
684	y_rel14	Char	26	26	1	14th related disease to eyes
685	y_cmt	Char	8	236	9186	additional comments for eyes
686	q_ind1	Char	2	43	5095	dyspepsia, gastritis, or indigestion. 1st instance found
687	q_ind2	Char	4	38	618	dyspepsia, gastritis, or indigestion. 2nd instance found
688	q_ind3	Char	7	32	76	dyspepsia, gastritis, or indigestion. 3rd instance found
689	q_ind4	Char	9	17	7	dyspepsia, gastritis, or indigestion. 4th instance found
690	q_csin1	Char	1	1	4924	source of information for q_ind1
691	q_csin2	Char	1	1	608	source of information for q_ind2
692	q_csin3	Char	1	1	74	source of information for q_ind3
693	q_csin4	Char	1	1	7	source of information for q_ind4
694	q_frq1	Char	4	53	799	frequency of dyspepsia or indigestion mentioned in q_ind1
695	q_frq2	Char	5	25	107	frequency of dyspepsia or indigestion mentioned in q_ind2
696	q_frq3	Char	4	12	10	frequency of dyspepsia or indigestion mentioned in q_ind3
697	q_frq4	Char	7	7	1	frequency of dyspepsia or indigestion mentioned in q_ind4
698	q_csfq1	Char	1	1	764	source of information for q_frq1
699	q_csfq2	Char	1	1	106	source of information for q_frq2
700	q_csfq3	Char	1	1	9	source of information for q_frq3
701	q_malass	Char	1	1	2452	malassimilation designation
702	q_csmal	Char	1	1	2440	source of information for q_malass
703	q_diet	Char	1	1	1095	diet restrictions designation
704	q_csdiet	Char	1	1	1095	source of information for q_diet
705	q_nausea	Char	1	1	485	nausea designation
706	q_csnau	Char	1	1	483	source of information for q_nausea
707	q_vmtfd	Char	1	1	857	vomiting foods designation
708	q_csvmfd	Char	1	1	855	source of information for q_vmtfd
709	q_vmtbld	Char	1	1	79	vomiting blood designation
710	q_csvbld	Char	1	1	79	source of information for q_vmtbld
711	q_abddsc	Char	1	1	14388	abdomen enlarged designation
712	q_csabd	Char	1	1	14331	source of information for q_abddsc
713	q_tnd1	Char	4	31	18006	area of tenderness. 1st instance found
714	q_tnd2	Char	3	30	6824	area of tenderness. 2nd instance found
715	q_tnd3	Char	5	29	959	area of tenderness. 3rd instance found
716	q_tnd4	Char	5	27	156	area of tenderness. 4th instance found
717	q_tnd5	Char	6	18	26	area of tenderness. 5th instance found
718	q_tnd6	Char	7	15	3	area of tenderness. 6th instance found

Pos	Variable	Type	Min	Max	Nonmiss	Description
719	q_cstn1	Char	1	1	17705	source of information for q_tnd1 designation
720	q_cstn2	Char	1	1	6777	source of information for q_tnd2 designation
721	q_cstn3	Char	1	1	944	source of information for q_tnd3 designation
722	q_cstn4	Char	1	1	153	source of information for q_tnd4 designation
723	q_cstn5	Char	1	1	23	source of information for q_tnd5 designation
724	q_cstn6	Char	1	1	3	source of information for q_tnd6 designation
725	q_dysphg	Char	1	1	334	dysphagia designation
726	q_csdys	Char	1	1	327	source of information for q_dysphg designation
727	q_rat1	Char	1	31	4287	gastrointestinal rating. 1st instance found
728	q_rat2	Char	2	32	169	gastrointestinal rating. 2nd instance found
729	q_rat3	Char	2	25	11	gastrointestinal rating. 3rd instance found
730	q_rat4	Char	26	26	1	gastrointestinal rating. 4th instance found
731	q_rel01	Char	10	59	6671	disease related to gastrointestinal disease. 1st instance found
732	q_rel02	Char	11	50	4557	disease related to gastrointestinal disease. 2nd instance found
733	q_rel03	Char	13	46	3090	disease related to gastrointestinal disease. 3rd instance found
734	q_rel04	Char	12	43	1911	disease related to gastrointestinal disease. 4th instance found
735	q_rel05	Char	12	44	968	disease related to gastrointestinal disease. 5th instance found
736	q_rel06	Char	13	39	395	disease related to gastrointestinal disease. 6th instance found
737	q_rel07	Char	14	35	183	disease related to gastrointestinal disease. 7th instance found
738	q_rel08	Char	15	38	67	disease related to gastrointestinal disease. 8th instance found
739	q_rel09	Char	15	34	26	disease related to gastrointestinal disease. 9th instance found
740	q_rel10	Char	16	29	9	disease related to gastrointestinal disease. 10th instance found
741	q_rel11	Char	16	28	3	disease related to gastrointestinal disease. 11th instance found
742	q_rel12	Char	27	29	2	disease related to gastrointestinal disease. 12th instance found
743	q_rel13	Char	24	27	2	disease related to gastrointestinal disease. 13th instance found
744	q_rel14	Char	26	26	1	disease related to gastrointestinal disease. 14th instance found
745	q_cmt	Char	7	227	7422	additional comments for gastrointestinal disease
746	g_app01	Char	3	65	48164	description of general appearance. 1st instance found
747	g_app02	Char	3	65	33528	description of general appearance. 2nd instance found
748	g_app03	Char	3	62	19224	description of general appearance. 3rd instance found
749	g_app04	Char	3	64	9972	description of general appearance. 4th

Pos	Variable	Type	Min	Max	Nonmiss	Description
						instance found
750	g_app05	Char	3	63	4825	description of general appearance. 5th instance found
751	g_app06	Char	3	65	2243	description of general appearance. 6th instance found
752	g_app07	Char	3	65	1030	description of general appearance. 7th instance found
753	g_app08	Char	3	60	471	description of general appearance. 8th instance found
754	g_app09	Char	3	62	239	description of general appearance. 9th instance found
755	g_app10	Char	4	54	124	description of general appearance. 10th instance found
756	g_app11	Char	4	54	53	description of general appearance. 11th instance found
757	g_app12	Char	4	39	27	description of general appearance. 12th instance found
758	g_app13	Char	4	27	16	description of general appearance. 13th instance found
759	g_app14	Char	9	32	9	description of general appearance. 14th instance found
760	g_app15	Char	11	39	7	description of general appearance. 15th instance found
761	g_app16	Char	10	22	5	description of general appearance. 16th instance found
762	g_app17	Char	11	18	3	description of general appearance. 17th instance found
763	g_app18	Char	16	46	2	description of general appearance. 18th instance found
764	g_app19	Char	65	65	1	description of general appearance. 19th instance found
765	g_skn01	Char	4	72	2498	skin diseases description. 1st instance found
766	g_skn02	Char	5	65	972	skin diseases description. 2nd instance found
767	g_skn03	Char	5	65	483	skin diseases description. 3rd instance found
768	g_skn04	Char	5	69	270	skin diseases description. 4th instance found
769	g_skn05	Char	6	69	154	skin diseases description. 5th instance found
770	g_skn06	Char	4	66	92	skin diseases description. 6th instance found
771	g_skn07	Char	7	63	60	skin diseases description. 7th instance found
772	g_skn08	Char	7	61	43	skin diseases description. 8th instance found
773	g_skn09	Char	9	50	24	skin diseases description. 9th instance found
774	g_skn10	Char	13	46	15	skin diseases description. 10th instance found
775	g_skn11	Char	12	62	11	skin diseases description. 11th instance found
776	g_skn12	Char	15	34	8	skin diseases description. 12th instance found
777	g_skn13	Char	17	73	7	skin diseases description. 13th instance

Pos	Variable	Type	Min	Max	Nonmiss	Description
						found
778	g_skn14	Char	14	43	6	skin diseases description. 14th instance found
779	g_skn15	Char	12	45	6	skin diseases description. 15th instance found
780	g_skn16	Char	11	61	6	skin diseases description. 16th instance found
781	g_skn17	Char	12	54	6	skin diseases description. 17th instance found
782	g_skn18	Char	29	58	4	skin diseases description. 18th instance found
783	g_skn19	Char	26	55	4	skin diseases description. 19th instance found
784	g_skn20	Char	33	60	4	skin diseases description. 20th instance found
785	g_skn21	Char	19	49	4	skin diseases description. 21st instance found
786	g_skn22	Char	31	61	4	skin diseases description. 22nd instance found
787	g_skn23	Char	11	36	3	skin diseases description. 23rd instance found
788	g_skn24	Char	27	34	2	skin diseases description. 24th instance found
789	g_skn25	Char	37	37	1	skin diseases description. 25th instance found
790	g_skn26	Char	33	33	1	skin diseases description. 26th instance found
791	g_scurvy	Char	1	1	874	scurvy designation
792	g_scvevr	Char	1	1	1036	whether claimant ever had scurvy designation
793	g_csscv	Char	1	1	1033	source of information for g_scvevr
794	g_gum1	Char	3	64	3004	gums and alveolar process description. 1st instance found
795	g_gum2	Char	3	65	1432	gums and alveolar process description. 2nd instance found
796	g_gum3	Char	3	62	522	gums and alveolar process description. 3rd instance found
797	g_gum4	Char	3	64	172	gums and alveolar process description. 4th instance found
798	g_gum5	Char	4	63	41	gums and alveolar process description. 5th instance found
799	g_gum6	Char	5	35	12	gums and alveolar process description. 6th instance found
800	g_gum7	Char	5	23	6	gums and alveolar process description. 7th instance found
801	g_gum8	Char	7	26	3	gums and alveolar process description. 8th instance found
802	g_gum9	Char	18	18	1	gums and alveolar process description. 9th instance found
803	g_tth01	Char	1	68	7035	teeth description. 1st instance found
804	g_tth02	Char	3	65	2986	teeth description. 2nd instance found
805	g_tth03	Char	3	65	1239	teeth description. 3rd instance found
806	g_tth04	Char	3	56	466	teeth description. 4th instance found
807	g_tth05	Char	4	62	198	teeth description. 5th instance found
808	g_tth06	Char	5	58	98	teeth description. 6th instance found
809	g_tth07	Char	7	59	53	teeth description. 7th instance found

Pos	Variable	Type	Min	Max	Nonmiss	Description
810	g_tth08	Char	12	54	34	teeth description. 8th instance found
811	g_tth09	Char	14	41	20	teeth description. 9th instance found
812	g_tth10	Char	16	38	11	teeth description. 10th instance found
813	g_tth11	Char	18	33	8	teeth description. 11th instance found
814	g_tth12	Char	13	44	7	teeth description. 12th instance found
815	g_tth13	Char	10	30	5	teeth description. 13th instance found
816	g_tth14	Char	15	39	3	teeth description. 14th instance found
817	g_tth15	Char	25	34	2	teeth description. 15th instance found
818	g_tth16	Char	27	34	2	teeth description. 16th instance found
819	g_tth17	Char	33	33	1	teeth description. 17th instance found
820	g_tth18	Char	39	39	1	teeth description. 18th instance found
821	g_tth19	Char	40	40	1	teeth description. 19th instance found
822	g_tth20	Char	40	40	1	teeth description. 20th instance found
823	g_tth21	Char	24	24	1	teeth description. st instance found
824	g_tth22	Char	24	24	1	teeth description. nd instance found
825	g_pst1	Char	4	64	2643	posture description. 1st instance found
826	g_pst2	Char	4	62	278	posture description. 2nd instance found
827	g_pst3	Char	9	65	28	posture description. 3rd instance found
828	g_pst4	Char	19	40	6	posture description. 4th instance found
829	g_pst5	Char	48	48	1	posture description. 5th instance found
830	g_pst6	Char	47	47	1	posture description. 6th instance found
831	g_gai1	Char	4	69	9721	gait or ability to walk description. 1st instance found
832	g_gai2	Char	4	67	3373	gait or ability to walk description. 2nd instance found
833	g_gai3	Char	4	68	870	gait or ability to walk description. 3rd instance found
834	g_gai4	Char	4	51	233	gait or ability to walk description. 4th instance found
835	g_gai5	Char	7	57	60	gait or ability to walk description. 5th instance found
836	g_gai6	Char	12	40	16	gait or ability to walk description. 6th instance found
837	g_gai7	Char	16	53	6	gait or ability to walk description. 7th instance found
838	g_gai8	Char	16	16	1	gait or ability to walk description. 8th instance found
839	g_mus01	Char	3	64	17432	general muscle description. 1st instance found
840	g_mus02	Char	3	65	6477	general muscle description. 2nd instance found
841	g_mus03	Char	3	61	1075	general muscle description. 3rd instance found
842	g_mus04	Char	3	63	182	general muscle description. 4th instance found
843	g_mus05	Char	4	49	29	general muscle description. 5th instance found
844	g_mus06	Char	4	25	8	general muscle description. 6th instance found
845	g_mus07	Char	17	28	2	general muscle description. 7th instance found
846	g_mus08	Char	15	23	2	general muscle description. 8th instance found
847	g_mus09	Char	18	22	2	general muscle description. 9th instance found
848	g_mus10	Char	17	21	2	general muscle description. 10th instance

Pos	Variable	Type	Min	Max	Nonmiss	Description
						found
849	g_mus11	Char	20	20	1	general muscle description. 11th instance found
850	g_mus12	Char	24	24	1	general muscle description. 12th instance found
851	g_mus13	Char	19	19	1	general muscle description. 13th instance found
852	g_hnd1	Char	3	64	9497	hands or palms description. 1st instance found
853	g_hnd2	Char	3	68	1369	hands or palms description. 2nd instance found
854	g_hnd3	Char	3	62	181	hands or palms description. 3rd instance found
855	g_hnd4	Char	4	56	23	hands or palms description. 4th instance found
856	g_hnd5	Char	5	37	6	hands or palms description. 5th instance found
857	g_hnd6	Char	27	27	1	hands or palms description. 6th instance found
858	g_manlab	Char	1	1	13202	impairment of manual labor designation
859	g_reqaid	Char	1	1	3213	claimant requires aid designation
860	g_rat1	Char	1	65	6854	general appearance rating. 1st instance found
861	g_rat2	Char	2	64	593	general appearance rating. 2nd instance found
862	g_rat3	Char	2	52	37	general appearance rating. 3rd instance found
863	g_rat4	Char	12	29	8	general appearance rating. 4th instance found
864	g_rat5	Char	9	29	2	general appearance rating. 5th instance found
865	g_rel01	Char	11	51	13355	related disease to general appearance. 1st instance found
866	g_rel02	Char	11	55	7475	related disease to general appearance. 2nd instance found
867	g_rel03	Char	12	55	4119	related disease to general appearance. 3rd instance found
868	g_rel04	Char	12	55	2439	related disease to general appearance. 4th instance found
869	g_rel05	Char	10	49	1336	related disease to general appearance. 5th instance found
870	g_rel06	Char	12	46	614	related disease to general appearance. 6th instance found
871	g_rel07	Char	12	46	282	related disease to general appearance. 7th instance found
872	g_rel08	Char	14	43	105	related disease to general appearance. 8th instance found
873	g_rel09	Char	15	42	42	related disease to general appearance. 9th instance found
874	g_rel10	Char	15	43	19	related disease to general appearance. 10th instance found
875	g_rel11	Char	17	38	10	related disease to general appearance. 11th instance found
876	g_rel12	Char	16	35	8	related disease to general appearance. 12th instance found
877	g_rel13	Char	26	34	4	related disease to general appearance.

Pos	Variable	Type	Min	Max	Nonmiss	Description
						13th instance found
878	g_rel14	Char	24	44	4	related disease to general appearance. 14th instance found
879	g_rel15	Char	42	43	2	related disease to general appearance. 15th instance found
880	g_rel16	Char	43	43	1	related disease to general appearance. 16th instance found
881	g_cmt1	Char	10	240	11503	additional comment for general appearance. 1st instance found
882	g_cmt2	Char	10	218	274	additional comment for general appearance. 2nd instance found
883	g_cmt3	Char	19	217	41	additional comment for general appearance. 3rd instance found
884	g_cmt4	Char	22	218	10	additional comment for general appearance. 4th instance found
885	g_cmt5	Char	33	84	2	additional comment for general appearance. 5th instance found
886	u_urn01	Char	3	30	20780	urine/urinalysis description. 1st instance found
887	u_urn02	Char	3	31	19088	urine/urinalysis description. 2nd instance found
888	u_urn03	Char	3	36	17442	urine/urinalysis description. 3rd instance found
889	u_urn04	Char	2	35	13334	urine/urinalysis description. 4th instance found
890	u_urn05	Char	2	36	6291	urine/urinalysis description. 5th instance found
891	u_urn06	Char	3	30	2621	urine/urinalysis description. 6th instance found
892	u_urn07	Char	3	30	1178	urine/urinalysis description. 7th instance found
893	u_urn08	Char	3	30	500	urine/urinalysis description. 8th instance found
894	u_urn09	Char	3	29	194	urine/urinalysis description. 9th instance found
895	u_urn10	Char	4	24	58	urine/urinalysis description. 10th instance found
896	u_urn11	Char	6	23	27	urine/urinalysis description. 11th instance found
897	u_urn12	Char	6	29	8	urine/urinalysis description. 12th instance found
898	u_urn13	Char	6	23	7	urine/urinalysis description. 13th instance found
899	u_urn14	Char	15	27	5	urine/urinalysis description. 14th instance found
900	u_urn15	Char	10	26	5	urine/urinalysis description. 15th instance found
901	u_urn16	Char	12	21	4	urine/urinalysis description. 16th instance found
902	u_urn17	Char	7	18	3	urine/urinalysis description. 17th instance found
903	u_urn18	Char	19	19	1	urine/urinalysis description. 18th instance found
904	u_urn19	Char	9	9	1	urine/urinalysis description. 19th instance found
905	u_urn20	Char	13	13	1	urine/urinalysis description. 20th instance

Pos	Variable	Type	Min	Max	Nonmiss	Description
						found
906	u_frq1	Char	4	65	3067	frequency of urination description. 1st instance found
907	u_frq2	Char	5	65	787	frequency of urination description. 2nd instance found
908	u_frq3	Char	5	63	147	frequency of urination description. 3rd instance found
909	u_frq4	Char	7	44	29	frequency of urination description. 4th instance found
910	u_frq5	Char	19	39	5	frequency of urination description. 5th instance found
911	u_frq6	Char	46	46	1	frequency of urination description. 6th instance found
912	u_urdiff	Char	1	1	1283	urination is difficult designation
913	u_cathtr	Char	1	1	260	catheter is used designation
914	u_tnd1	Char	2	65	2920	tender urinary organ description. 1st instance found
915	u_tnd2	Char	4	61	649	tender urinary organ description. 2nd instance found
916	u_tnd3	Char	5	47	119	tender urinary organ description. 3rd instance found
917	u_tnd4	Char	7	31	26	tender urinary organ description. 4th instance found
918	u_tnd5	Char	15	42	9	tender urinary organ description. 5th instance found
919	u_tnd6	Char	16	35	3	tender urinary organ description. 6th instance found
920	u_nphrts	Char	1	1	288	nephritis designation
921	u_cystts	Char	1	1	1686	cystitis designation
922	u_calcul	Char	1	1	115	calculus designation
923	u_uremia	Char	1	1	482	uraemia designation
924	u_strctr	Char	1	1	335	stricture designation
925	u_prs1	Char	4	75	3826	prostate enlargement description. 1st instance found
926	u_prs2	Char	4	61	380	prostate enlargement description. 2nd instance found
927	u_prs3	Char	4	62	56	prostate enlargement description. 3rd instance found
928	u_prs4	Char	12	37	10	prostate enlargement description. 4th instance found
929	u_tst01	Char	4	68	1490	testes description. 1st instance found
930	u_tst02	Char	4	68	986	testes description. 2nd instance found
931	u_tst03	Char	4	76	633	testes description. 3rd instance found
932	u_tst04	Char	6	65	379	testes description. 4th instance found
933	u_tst05	Char	7	56	216	testes description. 5th instance found
934	u_tst06	Char	11	60	121	testes description. 6th instance found
935	u_tst07	Char	8	52	74	testes description. 7th instance found
936	u_tst08	Char	14	49	36	testes description. 8th instance found
937	u_tst09	Char	13	56	21	testes description. 9th instance found
938	u_tst10	Char	9	53	13	testes description. 10th instance found
939	u_tst11	Char	16	48	6	testes description. 11th instance found
940	u_tst12	Char	12	36	5	testes description. 12th instance found
941	u_tst13	Char	19	28	5	testes description. 13th instance found
942	u_tst14	Char	17	25	2	testes description. 14th instance found
943	u_tst15	Char	16	26	2	testes description. 15th instance found
944	u_tst16	Char	26	26	1	testes description. 16th instance found

Pos	Variable	Type	Min	Max	Nonmiss	Description
945	u_tst17	Char	17	17	1	testes description. 17th instance found
946	u_tst18	Char	15	15	1	testes description. 18th instance found
947	u_rat1	Char	1	53	5789	genito-urinary rating. 1st instance found
948	u_rat2	Char	2	55	394	genito-urinary rating. 2nd instance found
949	u_rat3	Char	3	32	22	genito-urinary rating. 3rd instance found
950	u_rat4	Char	9	17	2	genito-urinary rating. 4th instance found
951	u_rel10	Char	25	29	2	related disease to genito-urinary problem. 10th instance found
952	u_cmt	Char	11	245	2096	additional comments for genito-urinary disease
953	h_knd11	Char	1	59	8596	1st hernia or rupture description. 1st instance found
954	h_knd12	Char	5	66	306	1st hernia or rupture description. 2nd instance found
955	h_knd13	Char	5	37	55	1st hernia or rupture description. 3rd instance found
956	h_knd14	Char	6	29	6	1st hernia or rupture description. 4th instance found
957	h_knd15	Char	11	27	2	1st hernia or rupture description. 5th instance found
958	h_knd21	Char	1	63	862	2nd hernia or rupture description. 1st instance found
959	h_knd22	Char	8	30	14	2nd hernia or rupture description. 2nd instance found
960	h_knd23	Char	7	28	4	2nd hernia or rupture description. 3rd instance found
961	h_knd24	Char	10	10	1	2nd hernia or rupture description. 4th instance found
962	h_knd31	Char	11	38	18	3rd hernia or rupture description. 1st instance found
963	h_knd41	Char	9	23	2	4th hernia or rupture description. 1st instance found
964	h_cls11	Char	5	66	6132	classification of hernia or rupture mentioned in h_knd1. 1st instance found
965	h_cls12	Char	7	65	3922	classification of hernia or rupture mentioned in h_knd1. 2nd instance found
966	h_cls13	Char	3	66	782	classification of hernia or rupture mentioned in h_knd1. 3rd instance found
967	h_cls14	Char	8	66	123	classification of hernia or rupture mentioned in h_knd1. 4th instance found
968	h_cls15	Char	14	54	17	classification of hernia or rupture mentioned in h_knd1. 5th instance found
969	h_cls16	Char	11	50	11	classification of hernia or rupture mentioned in h_knd1. 6th instance found
970	h_cls17	Char	59	60	2	classification of hernia or rupture mentioned in h_knd1. 7th instance found
971	h_cls21	Char	5	61	590	classification of hernia or rupture mentioned in h_knd2. 1st instance found
972	h_cls22	Char	8	62	376	classification of hernia or rupture mentioned in h_knd2. 2nd instance found
973	h_cls23	Char	9	52	52	classification of hernia or rupture mentioned in h_knd2. 3rd instance found
974	h_cls24	Char	18	49	7	classification of hernia or rupture mentioned in h_knd2. 4th instance found
975	h_cls31	Char	7	23	8	classification of hernia or rupture mentioned in h_knd3. 1st instance found

Pos	Variable	Type	Min	Max	Nonmiss	Description
976	h_cls32	Char	14	24	4	classification of hernia or rupture mentioned in h_knd3. 2nd instance found
977	h_cls33	Char	40	40	1	classification of hernia or rupture mentioned in h_knd3. 3rd instance found
978	h_siz11	Char	3	51	5754	size of the tumor/mass reported for h_knd1. 1st instance found
979	h_siz12	Char	3	52	1203	size of the tumor/mass reported for h_knd1. 2nd instance found
980	h_siz13	Char	9	39	136	size of the tumor/mass reported for h_knd1. 3rd instance found
981	h_siz14	Char	12	37	34	size of the tumor/mass reported for h_knd1. 4th instance found
982	h_siz15	Char	21	38	6	size of the tumor/mass reported for h_knd1. 5th instance found
983	h_siz16	Char	31	33	2	size of the tumor/mass reported for h_knd1. 6th instance found
984	h_siz21	Char	3	38	586	size of the tumor/mass reported for h_knd2. 1st instance found
985	h_siz22	Char	6	35	78	size of the tumor/mass reported for h_knd2. 2nd instance found
986	h_siz23	Char	5	39	9	size of the tumor/mass reported for h_knd2. 3rd instance found
987	h_siz24	Char	18	20	2	size of the tumor/mass reported for h_knd2. 4th instance found
988	h_siz25	Char	25	28	2	size of the tumor/mass reported for h_knd2. 5th instance found
989	h_siz31	Char	5	26	12	size of the tumor/mass reported for h_knd3. 1st instance found
990	h_siz32	Char	10	25	3	size of the tumor/mass reported for h_knd3. 2nd instance found
991	h_siz41	Char	14	14	1	size of the tumor/mass reported for h_knd4. 1st instance found
992	h_lng11	Char	4	40	899	length of time claimant has had hernia mentioned in h_knd1. 1st instance found
993	h_lng12	Char	8	26	16	length of time claimant has had hernia mentioned in h_knd1. 2nd instance found
994	h_lng13	Char	13	13	1	length of time claimant has had hernia mentioned in h_knd1. 3rd instance found
995	h_lng21	Char	4	29	86	length of time claimant has had hernia mentioned in h_knd2. 1st instance found
996	h_lng22	Char	12	12	1	length of time claimant has had hernia mentioned in h_knd2. 2nd instance found
997	h_csln11	Char	1	1	811	source of information for h_lng11
998	h_csln12	Char	1	1	16	source of information for h_lng12
999	h_csln13	Char	1	1	1	source of information for h_lng13
1000	h_csln21	Char	1	1	79	source of information for h_lng21
1001	h_csln22	Char	1	1	1	source of information for h_lng22
1002	h_var1	Char	1	1	3511	hydrocele or varicocele presence with hernia mentioned in h_knd1 designation
1003	h_var2	Char	1	1	153	hydrocele or varicocele presence with hernia mentioned in h_knd2 designation
1004	h_var3	Char	1	1	2	hydrocele or varicocele presence with hernia mentioned in h_knd3 designation
1005	h_scr1	Char	1	1	3061	hernia mentioned in h_knd1 enters/involves scrotum designation
1006	h_scr2	Char	1	1	285	hernia mentioned in h_knd2

Pos	Variable	Type	Min	Max	Nonmiss	Description
						enters/involves scrotum designation
1007	h_scr3	Char	1	1	4	hernia mentioned in h_knd3
						enters/involves scrotum designation
1008	h_rat11	Char	1	58	6415	rating of hernia mentioned in h_knd1. 1st instance found
1009	h_rat12	Char	2	57	691	rating of hernia mentioned in h_knd1. 2nd instance found
1010	h_rat13	Char	3	39	39	rating of hernia mentioned in h_knd1. 3rd instance found
1011	h_rat14	Char	3	27	8	rating of hernia mentioned in h_knd1. 4th instance found
1012	h_rat15	Char	5	5	1	rating of hernia mentioned in h_knd1. 5th instance found
1013	h_rat21	Char	2	27	213	rating of hernia mentioned in h_knd2. 1st instance found
1014	h_rat22	Char	2	34	15	rating of hernia mentioned in h_knd2. 2nd instance found
1015	h_rat23	Char	3	3	1	rating of hernia mentioned in h_knd2. 3rd instance found
1016	h_rat31	Char	4	19	6	rating of hernia mentioned in h_knd3. 1st instance found
1017	h_rel101	Char	10	44	2031	related disease to hernia mentioned in h_knd1. 1st instance found
1018	h_rel102	Char	13	43	1255	related disease to hernia mentioned in h_knd1. 2nd instance found
1019	h_rel103	Char	13	40	780	related disease to hernia mentioned in h_knd1. 3rd instance found
1020	h_rel104	Char	14	40	431	related disease to hernia mentioned in h_knd1. 4th instance found
1021	h_rel105	Char	14	36	200	related disease to hernia mentioned in h_knd1. 5th instance found
1022	h_rel106	Char	14	31	93	related disease to hernia mentioned in h_knd1. 6th instance found
1023	h_rel107	Char	15	34	40	related disease to hernia mentioned in h_knd1. 7th instance found
1024	h_rel108	Char	15	29	15	related disease to hernia mentioned in h_knd1. 8th instance found
1025	h_rel109	Char	16	27	7	related disease to hernia mentioned in h_knd1. 9th instance found
1026	h_rel110	Char	16	29	3	related disease to hernia mentioned in h_knd1. 10th instance found
1027	h_rel111	Char	16	16	1	related disease to hernia mentioned in h_knd1. 11th instance found
1028	h_rel201	Char	14	46	409	related disease to hernia mentioned in h_knd2. 1st instance found
1029	h_rel202	Char	14	41	97	related disease to hernia mentioned in h_knd2. 2nd instance found
1030	h_rel203	Char	14	40	61	related disease to hernia mentioned in h_knd2. 3rd instance found
1031	h_rel204	Char	14	35	30	related disease to hernia mentioned in h_knd2. 4th instance found
1032	h_rel205	Char	16	31	21	related disease to hernia mentioned in h_knd2. 5th instance found
1033	h_rel206	Char	15	29	12	related disease to hernia mentioned in h_knd2. 6th instance found
1034	h_rel207	Char	17	24	2	related disease to hernia mentioned in

Pos	Variable	Type	Min	Max	Nonmiss	Description
						h_knd2. 7th instance found
1035	h_rel208	Char	16	16	1	related disease to hernia mentioned in h_knd2. 8th instance found
1036	h_rel209	Char	26	26	1	related disease to hernia mentioned in h_knd2. 9th instance found
1037	h_rel210	Char	17	17	1	related disease to hernia mentioned in h_knd2. 10th instance found
1038	h_rel301	Char	19	46	11	related disease to hernia mentioned in h_knd3. 1st instance found
1039	h_rel302	Char	19	37	6	related disease to hernia mentioned in h_knd3. 2nd instance found
1040	h_rel303	Char	14	38	3	related disease to hernia mentioned in h_knd3. 3rd instance found
1041	h_rel304	Char	21	21	1	related disease to hernia mentioned in h_knd3. 4th instance found
1042	h_rel401	Char	39	46	2	related disease to hernia mentioned in h_knd4. 1st instance found
1043	h_rel402	Char	33	37	2	related disease to hernia mentioned in h_knd4. 2nd instance found
1044	h_rel403	Char	40	40	1	related disease to hernia mentioned in h_knd4. 3rd instance found
1045	h_cmt1	Char	10	242	1944	additional comments for hernia mentioned in h_knd1
1046	h_cmt2	Char	13	190	98	additional comments for hernia mentioned in h_knd2
1047	h_cmt3	Char	72	72	1	additional comments for hernia mentioned in h_knd3
1048	i_fev1	Char	3	43	8320	1st infectious disease or fever reported
1049	i_fev2	Char	4	36	871	2nd infectious disease or fever reported
1050	i_fev3	Char	4	33	91	3rd infectious disease or fever reported
1051	i_fev4	Char	5	19	7	4th infectious disease or fever reported
1052	i_whr11	Char	2	61	593	geographic location where the claimant contracted the disease found in i_fev1. 1st instance found
1053	i_whr12	Char	9	20	10	geographic location where the claimant contracted the disease found in i_fev1. 2nd instance found
1054	i_whr13	Char	2	2	1	geographic location where the claimant contracted the disease found in i_fev1. 3rd instance found
1055	i_whr21	Char	2	38	42	geographic location where the claimant contracted the disease found in i_fev2. 1st instance found
1056	i_whr31	Char	2	16	3	geographic location where the claimant contracted the disease found in i_fev3. 1st instance found
1057	i_whn11	Char	3	45	1232	time when claimant contracted the disease found in i_fev1. 1st instance found
1058	i_whn12	Char	4	37	36	time when claimant contracted the disease found in i_fev1. 2nd instance found
1059	i_whn13	Char	4	17	4	time when claimant contracted the disease found in i_fev1. 3rd instance found
1060	i_whn21	Char	4	24	101	time when claimant contracted the disease found in i_fev2. 1st instance found
1061	i_whn22	Char	4	4	2	time when claimant contracted the disease found in i_fev2. 2nd instance found

Pos	Variable	Type	Min	Max	Nonmiss	Description
1062	i_whn31	Char	4	17	7	time when claimant contracted the disease found in i_fev3. 1st instance found
1063	i_whn41	Char	14	14	1	time when claimant contracted the disease found in i_fev4. 1st instance found
1064	i_cur1	Char	1	1	1328	claimant is currently suffering from the disease in i_fev1 designation
1065	i_cur2	Char	1	1	99	claimant is currently suffering from the disease in i_fev2 designation
1066	i_cur3	Char	1	1	8	claimant is currently suffering from the disease in i_fev3 designation
1067	i_cur4	Char	1	1	2	claimant is currently suffering from the disease in i_fev4 designation
1068	i_eff101	Char	4	74	3672	complication, effect, or severity of the disease reported in i_fev1. 1st instance found
1069	i_eff102	Char	4	66	2352	complication, effect, or severity of the disease reported in i_fev1. 2nd instance found
1070	i_eff103	Char	3	70	1547	complication, effect, or severity of the disease reported in i_fev1. 3rd instance found
1071	i_eff104	Char	4	71	1227	complication, effect, or severity of the disease reported in i_fev1. 4th instance found
1072	i_eff105	Char	4	66	1003	complication, effect, or severity of the disease reported in i_fev1. 5th instance found
1073	i_eff106	Char	4	65	801	complication, effect, or severity of the disease reported in i_fev1. 6th instance found
1074	i_eff107	Char	4	57	614	complication, effect, or severity of the disease reported in i_fev1. 7th instance found
1075	i_eff108	Char	4	63	480	complication, effect, or severity of the disease reported in i_fev1. 8th instance found
1076	i_eff109	Char	4	66	352	complication, effect, or severity of the disease reported in i_fev1. 9th instance found
1077	i_eff110	Char	5	60	266	complication, effect, or severity of the disease reported in i_fev1. 10th instance found
1078	i_eff111	Char	4	55	195	complication, effect, or severity of the disease reported in i_fev1. 11th instance found
1079	i_eff112	Char	5	62	158	complication, effect, or severity of the disease reported in i_fev1. 12th instance found
1080	i_eff113	Char	7	56	130	complication, effect, or severity of the disease reported in i_fev1. 13th instance found
1081	i_eff114	Char	7	65	100	complication, effect, or severity of the disease reported in i_fev1. 14th instance found
1082	i_eff115	Char	8	59	77	complication, effect, or severity of the disease reported in i_fev1. 15th instance

Pos	Variable	Type	Min	Max	Nonmiss	Description
						found
1083	i_eff116	Char	8	57	60	complication, effect, or severity of the disease reported in i_fev1. 16th instance found
1084	i_eff117	Char	5	56	48	complication, effect, or severity of the disease reported in i_fev1. 17th instance found
1085	i_eff118	Char	4	57	41	complication, effect, or severity of the disease reported in i_fev1. 18th instance found
1086	i_eff119	Char	5	66	30	complication, effect, or severity of the disease reported in i_fev1. 19th instance found
1087	i_eff120	Char	6	35	20	complication, effect, or severity of the disease reported in i_fev1. 20th instance found
1088	i_eff121	Char	8	66	15	complication, effect, or severity of the disease reported in i_fev1. 21st instance found
1089	i_eff122	Char	10	51	13	complication, effect, or severity of the disease reported in i_fev1. 22nd instance found
1090	i_eff123	Char	10	37	10	complication, effect, or severity of the disease reported in i_fev1. 23rd instance found
1091	i_eff124	Char	11	37	10	complication, effect, or severity of the disease reported in i_fev1. 24th instance found
1092	i_eff125	Char	11	28	5	complication, effect, or severity of the disease reported in i_fev1. 25th instance found
1093	i_eff126	Char	10	34	4	complication, effect, or severity of the disease reported in i_fev1. 26th instance found
1094	i_eff201	Char	4	58	230	complication, effect, or severity of the disease reported in i_fev2. 1st instance found
1095	i_eff202	Char	5	67	117	complication, effect, or severity of the disease reported in i_fev2. 2nd instance found
1096	i_eff203	Char	6	64	72	complication, effect, or severity of the disease reported in i_fev2. 3rd instance found
1097	i_eff204	Char	4	41	57	complication, effect, or severity of the disease reported in i_fev2. 4th instance found
1098	i_eff205	Char	10	58	44	complication, effect, or severity of the disease reported in i_fev2. 5th instance found
1099	i_eff206	Char	7	39	35	complication, effect, or severity of the disease reported in i_fev2. 6th instance found
1100	i_eff207	Char	10	40	26	complication, effect, or severity of the disease reported in i_fev2. 7th instance found
1101	i_eff208	Char	10	49	22	complication, effect, or severity of the

Pos	Variable	Type	Min	Max	Nonmiss	Description
						disease reported in i_fev2. 8th instance found
1102	i_eff209	Char	11	50	18	complication, effect, or severity of the disease reported in i_fev2. 9th instance found
1103	i_eff210	Char	8	33	16	complication, effect, or severity of the disease reported in i_fev2. 10th instance found
1104	i_eff211	Char	11	33	14	complication, effect, or severity of the disease reported in i_fev2. 11th instance found
1105	i_eff212	Char	9	54	11	complication, effect, or severity of the disease reported in i_fev2. 12th instance found
1106	i_eff213	Char	11	30	8	complication, effect, or severity of the disease reported in i_fev2. 13th instance found
1107	i_eff214	Char	13	40	8	complication, effect, or severity of the disease reported in i_fev2. 14th instance found
1108	i_eff215	Char	13	34	6	complication, effect, or severity of the disease reported in i_fev2. 15th instance found
1109	i_eff216	Char	11	38	6	complication, effect, or severity of the disease reported in i_fev2. 16th instance found
1110	i_eff217	Char	15	52	6	complication, effect, or severity of the disease reported in i_fev2. 17th instance found
1111	i_eff218	Char	10	31	5	complication, effect, or severity of the disease reported in i_fev2. 18th instance found
1112	i_eff219	Char	9	36	4	complication, effect, or severity of the disease reported in i_fev2. 19th instance found
1113	i_eff220	Char	9	39	3	complication, effect, or severity of the disease reported in i_fev2. 20th instance found
1114	i_eff221	Char	20	38	3	complication, effect, or severity of the disease reported in i_fev2. 21st instance found
1115	i_eff222	Char	15	41	3	complication, effect, or severity of the disease reported in i_fev2. 22nd instance found
1116	i_eff223	Char	15	17	2	complication, effect, or severity of the disease reported in i_fev2. 23rd instance found
1117	i_eff224	Char	17	17	1	complication, effect, or severity of the disease reported in i_fev2. 24th instance found
1118	i_eff301	Char	4	30	20	complication, effect, or severity of the disease reported in i_fev3. 1st instance found
1119	i_eff302	Char	4	34	9	complication, effect, or severity of the disease reported in i_fev3. 2nd instance found

Pos	Variable	Type	Min	Max	Nonmiss	Description
1120	i_eff303	Char	6	21	7	complication, effect, or severity of the disease reported in i_fev3. 3rd instance found
1121	i_eff304	Char	11	45	6	complication, effect, or severity of the disease reported in i_fev3. 4th instance found
1122	i_eff305	Char	16	31	5	complication, effect, or severity of the disease reported in i_fev3. 5th instance found
1123	i_eff306	Char	10	30	4	complication, effect, or severity of the disease reported in i_fev3. 6th instance found
1124	i_eff307	Char	8	17	3	complication, effect, or severity of the disease reported in i_fev3. 7th instance found
1125	i_eff308	Char	17	22	2	complication, effect, or severity of the disease reported in i_fev3. 8th instance found
1126	i_eff309	Char	36	48	2	complication, effect, or severity of the disease reported in i_fev3. 9th instance found
1127	i_eff310	Char	11	26	2	complication, effect, or severity of the disease reported in i_fev3. 10th instance found
1128	i_eff311	Char	25	30	2	complication, effect, or severity of the disease reported in i_fev3. 11th instance found
1129	i_eff312	Char	53	53	1	complication, effect, or severity of the disease reported in i_fev3. 12th instance found
1130	i_eff313	Char	36	36	1	complication, effect, or severity of the disease reported in i_fev3. 13th instance found
1131	i_eff314	Char	51	51	1	complication, effect, or severity of the disease reported in i_fev3. 14th instance found
1132	i_eff401	Char	4	20	2	complication, effect, or severity of the disease reported in i_fev4. 1st instance found
1133	i_eff402	Char	5	18	2	complication, effect, or severity of the disease reported in i_fev4. 2nd instance found
1134	i_eff403	Char	6	18	2	complication, effect, or severity of the disease reported in i_fev4. 3rd instance found
1135	i_eff404	Char	13	13	1	complication, effect, or severity of the disease reported in i_fev4. 4th instance found
1136	i_eff405	Char	24	24	1	complication, effect, or severity of the disease reported in i_fev4. 5th instance found
1137	i_eff406	Char	16	16	1	complication, effect, or severity of the disease reported in i_fev4. 6th instance found
1138	i_rat11	Char	1	62	2575	rating for the infectious disease or fever in i_fev1. 1st instance found

Pos	Variable	Type	Min	Max	Nonmiss	Description
1139	i_rat12	Char	2	21	120	rating for the infectious disease or fever in i_fev1. 2nd instance found
1140	i_rat13	Char	5	21	4	rating for the infectious disease or fever in i_fev1. 3rd instance found
1141	i_rat14	Char	2	3	2	rating for the infectious disease or fever in i_fev1. 4th instance found
1142	i_rat21	Char	1	27	154	rating for the infectious disease or fever in i_fev2. 1st instance found
1143	i_rat22	Char	2	25	2	rating for the infectious disease or fever in i_fev2. 2nd instance found
1144	i_rat31	Char	1	28	19	rating for the infectious disease or fever in i_fev3. 1st instance found
1145	i_rel101	Char	11	59	2335	related disease to the infectious disease or fever in i_fev1. 1st instance found
1146	i_rel102	Char	9	54	1430	related disease to the infectious disease or fever in i_fev1. 2nd instance found
1147	i_rel103	Char	11	48	935	related disease to the infectious disease or fever in i_fev1. 3rd instance found
1148	i_rel104	Char	12	48	773	related disease to the infectious disease or fever in i_fev1. 4th instance found
1149	i_rel105	Char	11	48	516	related disease to the infectious disease or fever in i_fev1. 5th instance found
1150	i_rel106	Char	12	44	435	related disease to the infectious disease or fever in i_fev1. 6th instance found
1151	i_rel107	Char	12	44	290	related disease to the infectious disease or fever in i_fev1. 7th instance found
1152	i_rel108	Char	12	35	259	related disease to the infectious disease or fever in i_fev1. 8th instance found
1153	i_rel109	Char	9	44	152	related disease to the infectious disease or fever in i_fev1. 9th instance found
1154	i_rel110	Char	12	37	116	related disease to the infectious disease or fever in i_fev1. 10th instance found
1155	i_rel111	Char	13	32	55	related disease to the infectious disease or fever in i_fev1. 11th instance found
1156	i_rel112	Char	12	35	43	related disease to the infectious disease or fever in i_fev1. 12th instance found
1157	i_rel113	Char	13	29	24	related disease to the infectious disease or fever in i_fev1. 13th instance found
1158	i_rel114	Char	13	29	17	related disease to the infectious disease or fever in i_fev1. 14th instance found
1159	i_rel115	Char	14	17	4	related disease to the infectious disease or fever in i_fev1. 15th instance found
1160	i_rel116	Char	14	21	3	related disease to the infectious disease or fever in i_fev1. 16th instance found
1161	i_rel201	Char	12	43	128	related disease to the infectious disease or fever in i_fev2. 1st instance found
1162	i_rel202	Char	12	42	63	related disease to the infectious disease or fever in i_fev2. 2nd instance found
1163	i_rel203	Char	13	37	33	related disease to the infectious disease or fever in i_fev2. 3rd instance found
1164	i_rel204	Char	12	49	24	related disease to the infectious disease or fever in i_fev2. 4th instance found
1165	i_rel205	Char	15	44	16	related disease to the infectious disease or fever in i_fev2. 5th instance found
1166	i_rel206	Char	15	32	15	related disease to the infectious disease or fever in i_fev2. 6th instance found

Pos	Variable	Type	Min	Max	Nonmiss	Description
1167	i_rel207	Char	16	25	6	related disease to the infectious disease or fever in i_fev2. 7th instance found
1168	i_rel208	Char	13	26	4	related disease to the infectious disease or fever in i_fev2. 8th instance found
1169	i_rel209	Char	17	17	1	related disease to the infectious disease or fever in i_fev2. 9th instance found
1170	i_rel301	Char	13	45	10	related disease to the infectious disease or fever in i_fev3. 1st instance found
1171	i_rel302	Char	16	29	5	related disease to the infectious disease or fever in i_fev3. 2nd instance found
1172	i_rel303	Char	24	24	1	related disease to the infectious disease or fever in i_fev3. 3rd instance found
1173	i_rel304	Char	29	29	1	related disease to the infectious disease or fever in i_fev3. 4th instance found
1174	i_rel305	Char	21	21	1	related disease to the infectious disease or fever in i_fev3. 5th instance found
1175	i_rel306	Char	18	18	1	related disease to the infectious disease or fever in i_fev3. 6th instance found
1176	i_rel307	Char	27	27	1	related disease to the infectious disease or fever in i_fev3. 7th instance found
1177	i_rel401	Char	16	19	2	related disease to the infectious disease or fever in i_fev4. 1st instance found
1178	i_rel402	Char	15	15	1	related disease to the infectious disease or fever in i_fev4. 2nd instance found
1179	i_rel403	Char	17	17	1	related disease to the infectious disease or fever in i_fev4. 3rd instance found
1180	i_cmt1	Char	12	228	423	additional comments for the infectious disease or fever in i_fev1
1181	i_cmt2	Char	28	216	45	additional comments for the infectious disease or fever in i_fev2
1182	i_cmt3	Char	24	151	4	additional comments for the infectious disease or fever in i_fev3
1183	w_cau1	Char	1	57	26559	cause of 1st injury found
1184	w_cau2	Char	2	51	4509	cause of 2nd injury found
1185	w_cau3	Char	2	50	846	cause of 3rd injury found
1186	w_cau4	Char	2	35	198	cause of 4th injury found
1187	w_cau5	Char	3	49	36	cause of 5th injury found
1188	w_cau6	Char	8	13	8	cause of 6th injury found
1189	w_cau7	Char	9	18	3	cause of 7th injury found
1190	w_cau8	Char	11	11	1	cause of 8th injury found
1191	w_bdy11	Char	1	38	33440	injured body part of w_cau1. 1st instance found
1192	w_bdy12	Char	3	36	4311	injured body part of w_cau1. 2nd instance found
1193	w_bdy13	Char	3	36	1017	injured body part of w_cau1. 3rd instance found
1194	w_bdy14	Char	3	29	269	injured body part of w_cau1. 4th instance found
1195	w_bdy15	Char	4	20	77	injured body part of w_cau1. 5th instance found
1196	w_bdy16	Char	4	27	26	injured body part of w_cau1. 6th instance found
1197	w_bdy17	Char	5	18	10	injured body part of w_cau1. 7th instance found
1198	w_bdy18	Char	4	24	5	injured body part of w_cau1. 8th instance found

Pos	Variable	Type	Min	Max	Nonmiss	Description
1199	w_bdy19	Char	9	10	2	injured body part of w_cau1. 9th instance found
1200	w_bdy21	Char	1	34	6381	injured body part of w_cau2. 1st instance found
1201	w_bdy22	Char	3	40	532	injured body part of w_cau2. 2nd instance found
1202	w_bdy23	Char	3	22	90	injured body part of w_cau2. 3rd instance found
1203	w_bdy24	Char	3	24	20	injured body part of w_cau2. 4th instance found
1204	w_bdy25	Char	5	20	9	injured body part of w_cau2. 5th instance found
1205	w_bdy26	Char	4	10	4	injured body part of w_cau2. 6th instance found
1206	w_bdy27	Char	5	11	2	injured body part of w_cau2. 7th instance found
1207	w_bdy28	Char	7	14	2	injured body part of w_cau2. 8th instance found
1208	w_bdy29	Char	5	5	1	injured body part of w_cau2. 9th instance found
1209	w_bdy31	Char	3	30	1257	injured body part of w_cau3. 1st instance found
1210	w_bdy32	Char	3	27	100	injured body part of w_cau3. 2nd instance found
1211	w_bdy33	Char	3	19	18	injured body part of w_cau3. 3rd instance found
1212	w_bdy34	Char	7	28	2	injured body part of w_cau3. 4th instance found
1213	w_bdy41	Char	3	22	297	injured body part of w_cau4. 1st instance found
1214	w_bdy42	Char	4	18	16	injured body part of w_cau4. 2nd instance found
1215	w_bdy43	Char	3	7	4	injured body part of w_cau4. 3rd instance found
1216	w_bdy44	Char	4	4	2	injured body part of w_cau4. 4th instance found
1217	w_bdy45	Char	4	6	2	injured body part of w_cau4. 5th instance found
1218	w_bdy51	Char	3	22	59	injured body part of w_cau5. 1st instance found
1219	w_bdy52	Char	5	5	1	injured body part of w_cau5. 2nd instance found
1220	w_bdy61	Char	4	19	14	injured body part of w_cau6. 1st instance found
1221	w_bdy62	Char	9	11	2	injured body part of w_cau6. 2nd instance found
1222	w_bdy63	Char	13	14	2	injured body part of w_cau6. 3rd instance found
1223	w_bdy71	Char	5	10	5	injured body part of w_cau7. 1st instance found
1224	w_bdy81	Char	9	9	1	injured body part of w_cau8. 1st instance found
1225	w_dis101	Char	3	145	33269	current disability from injury in w_cau1. 1st instance found
1226	w_dis102	Char	4	144	28762	current disability from injury in w_cau1. 2nd instance found

Pos	Variable	Type	Min	Max	Nonmiss	Description
1227	w_dis103	Char	4	149	24713	current disability from injury in w_cau1. 3rd instance found
1228	w_dis104	Char	4	150	20218	current disability from injury in w_cau1. 4th instance found
1229	w_dis105	Char	4	151	15950	current disability from injury in w_cau1. 5th instance found
1230	w_dis106	Char	4	135	12315	current disability from injury in w_cau1. 6th instance found
1231	w_dis107	Char	4	139	9467	current disability from injury in w_cau1. 7th instance found
1232	w_dis108	Char	4	152	7212	current disability from injury in w_cau1. 8th instance found
1233	w_dis109	Char	4	137	5472	current disability from injury in w_cau1. 9th instance found
1234	w_dis110	Char	4	143	4176	current disability from injury in w_cau1. 10th instance found
1235	w_dis111	Char	4	116	3267	current disability from injury in w_cau1. 11th instance found
1236	w_dis112	Char	4	124	2498	current disability from injury in w_cau1. 12th instance found
1237	w_dis113	Char	4	186	1897	current disability from injury in w_cau1. 13th instance found
1238	w_dis114	Char	4	110	1457	current disability from injury in w_cau1. 14th instance found
1239	w_dis115	Char	4	144	1148	current disability from injury in w_cau1. 15th instance found
1240	w_dis116	Char	4	133	878	current disability from injury in w_cau1. 16th instance found
1241	w_dis117	Char	4	150	714	current disability from injury in w_cau1. 17th instance found
1242	w_dis118	Char	7	108	552	current disability from injury in w_cau1. 18th instance found
1243	w_dis119	Char	8	105	447	current disability from injury in w_cau1. 19th instance found
1244	w_dis120	Char	6	124	363	current disability from injury in w_cau1. 20th instance found
1245	w_dis121	Char	4	105	295	current disability from injury in w_cau1. 21st instance found
1246	w_dis122	Char	1	94	236	current disability from injury in w_cau1. 22nd instance found
1247	w_dis123	Char	9	96	187	current disability from injury in w_cau1. 23rd instance found
1248	w_dis124	Char	7	98	147	current disability from injury in w_cau1. 24th instance found
1249	w_dis125	Char	7	200	112	current disability from injury in w_cau1. 25th instance found
1250	w_dis126	Char	4	113	92	current disability from injury in w_cau1. 26th instance found
1251	w_dis201	Char	3	129	6246	current disability from injury in w_cau2. 1st instance found
1252	w_dis202	Char	4	133	4839	current disability from injury in w_cau2. 2nd instance found
1253	w_dis203	Char	4	122	3754	current disability from injury in w_cau2. 3rd instance found
1254	w_dis204	Char	4	111	2677	current disability from injury in w_cau2. 4th instance found

Pos	Variable	Type	Min	Max	Nonmiss	Description
1255	w_dis205	Char	4	133	1858	current disability from injury in w_cau2. 5th instance found
1256	w_dis206	Char	4	211	1276	current disability from injury in w_cau2. 6th instance found
1257	w_dis207	Char	4	97	887	current disability from injury in w_cau2. 7th instance found
1258	w_dis208	Char	4	107	591	current disability from injury in w_cau2. 8th instance found
1259	w_dis209	Char	4	112	393	current disability from injury in w_cau2. 9th instance found
1260	w_dis210	Char	7	89	256	current disability from injury in w_cau2. 10th instance found
1261	w_dis211	Char	5	105	186	current disability from injury in w_cau2. 11th instance found
1262	w_dis212	Char	4	97	132	current disability from injury in w_cau2. 12th instance found
1263	w_dis213	Char	8	89	102	current disability from injury in w_cau2. 13th instance found
1264	w_dis214	Char	7	103	80	current disability from injury in w_cau2. 14th instance found
1265	w_dis215	Char	9	81	62	current disability from injury in w_cau2. 15th instance found
1266	w_dis216	Char	12	75	45	current disability from injury in w_cau2. 16th instance found
1267	w_dis217	Char	12	96	33	current disability from injury in w_cau2. 17th instance found
1268	w_dis218	Char	13	56	30	current disability from injury in w_cau2. 18th instance found
1269	w_dis219	Char	8	72	21	current disability from injury in w_cau2. 19th instance found
1270	w_dis220	Char	13	72	14	current disability from injury in w_cau2. 20th instance found
1271	w_dis221	Char	10	47	11	current disability from injury in w_cau2. 21st instance found
1272	w_dis222	Char	14	50	9	current disability from injury in w_cau2. 22nd instance found
1273	w_dis223	Char	12	31	8	current disability from injury in w_cau2. 23rd instance found
1274	w_dis224	Char	7	35	7	current disability from injury in w_cau2. 24th instance found
1275	w_dis225	Char	13	22	5	current disability from injury in w_cau2. 25th instance found
1276	w_dis226	Char	26	57	5	current disability from injury in w_cau2. 26th instance found
1277	w_dis301	Char	4	114	1213	current disability from injury in w_cau3. 1st instance found
1278	w_dis302	Char	4	90	866	current disability from injury in w_cau3. 2nd instance found
1279	w_dis303	Char	4	81	642	current disability from injury in w_cau3. 3rd instance found
1280	w_dis304	Char	4	90	426	current disability from injury in w_cau3. 4th instance found
1281	w_dis305	Char	6	79	274	current disability from injury in w_cau3. 5th instance found
1282	w_dis306	Char	7	76	176	current disability from injury in w_cau3. 6th instance found

Pos	Variable	Type	Min	Max	Nonmiss	Description
1283	w_dis307	Char	3	62	128	current disability from injury in w_cau3. 7th instance found
1284	w_dis308	Char	5	65	88	current disability from injury in w_cau3. 8th instance found
1285	w_dis309	Char	10	88	51	current disability from injury in w_cau3. 9th instance found
1286	w_dis310	Char	9	85	34	current disability from injury in w_cau3. 10th instance found
1287	w_dis311	Char	13	58	24	current disability from injury in w_cau3. 11th instance found
1288	w_dis312	Char	12	69	19	current disability from injury in w_cau3. 12th instance found
1289	w_dis313	Char	10	70	14	current disability from injury in w_cau3. 13th instance found
1290	w_dis314	Char	11	43	10	current disability from injury in w_cau3. 14th instance found
1291	w_dis315	Char	14	41	7	current disability from injury in w_cau3. 15th instance found
1292	w_dis316	Char	13	47	6	current disability from injury in w_cau3. 16th instance found
1293	w_dis317	Char	9	43	5	current disability from injury in w_cau3. 17th instance found
1294	w_dis318	Char	8	35	4	current disability from injury in w_cau3. 18th instance found
1295	w_dis319	Char	26	36	2	current disability from injury in w_cau3. 19th instance found
1296	w_dis320	Char	35	35	1	current disability from injury in w_cau3. 20th instance found
1297	w_dis401	Char	4	82	287	current disability from injury in w_cau4. 1st instance found
1298	w_dis402	Char	4	71	210	current disability from injury in w_cau4. 2nd instance found
1299	w_dis403	Char	6	100	140	current disability from injury in w_cau4. 3rd instance found
1300	w_dis404	Char	7	70	99	current disability from injury in w_cau4. 4th instance found
1301	w_dis405	Char	11	72	62	current disability from injury in w_cau4. 5th instance found
1302	w_dis406	Char	11	73	42	current disability from injury in w_cau4. 6th instance found
1303	w_dis407	Char	11	62	26	current disability from injury in w_cau4. 7th instance found
1304	w_dis408	Char	10	63	18	current disability from injury in w_cau4. 8th instance found
1305	w_dis409	Char	9	63	16	current disability from injury in w_cau4. 9th instance found
1306	w_dis410	Char	10	65	14	current disability from injury in w_cau4. 10th instance found
1307	w_dis411	Char	7	65	11	current disability from injury in w_cau4. 11th instance found
1308	w_dis412	Char	12	65	8	current disability from injury in w_cau4. 12th instance found
1309	w_dis413	Char	7	65	6	current disability from injury in w_cau4. 13th instance found
1310	w_dis414	Char	11	43	5	current disability from injury in w_cau4.

Pos	Variable	Type	Min	Max	Nonmiss	Description
1311	w_dis415	Char	11	44	4	14th instance found current disability from injury in w_cau4.
1312	w_dis416	Char	19	44	3	15th instance found current disability from injury in w_cau4.
1313	w_dis417	Char	16	37	3	16th instance found current disability from injury in w_cau4.
1314	w_dis418	Char	10	18	2	17th instance found current disability from injury in w_cau4.
1315	w_dis419	Char	35	35	1	18th instance found current disability from injury in w_cau4.
1316	w_dis420	Char	27	27	1	19th instance found current disability from injury in w_cau4.
1317	w_dis421	Char	24	24	1	20th instance found current disability from injury in w_cau4.
1318	w_dis422	Char	30	30	1	21st instance found current disability from injury in w_cau4.
1319	w_dis423	Char	11	11	1	22nd instance found current disability from injury in w_cau4.
1320	w_dis424	Char	11	11	1	23rd instance found current disability from injury in w_cau4.
1321	w_dis425	Char	12	12	1	24th instance found current disability from injury in w_cau4.
1322	w_dis426	Char	17	17	1	25th instance found current disability from injury in w_cau4.
1323	w_dis501	Char	4	55	54	26th instance found current disability from injury in w_cau5. 1st instance found
1324	w_dis502	Char	8	49	30	current disability from injury in w_cau5. 2nd instance found
1325	w_dis503	Char	8	49	19	current disability from injury in w_cau5. 3rd instance found
1326	w_dis504	Char	4	66	11	current disability from injury in w_cau5. 4th instance found
1327	w_dis505	Char	14	27	5	current disability from injury in w_cau5. 5th instance found
1328	w_dis506	Char	15	33	3	current disability from injury in w_cau5. 6th instance found
1329	w_dis507	Char	26	26	1	current disability from injury in w_cau5. 7th instance found
1330	w_dis508	Char	11	11	1	current disability from injury in w_cau5. 8th instance found
1331	w_dis509	Char	24	24	1	current disability from injury in w_cau5. 9th instance found
1332	w_dis601	Char	4	49	13	current disability from injury in w_cau6. 1st instance found
1333	w_dis602	Char	11	38	10	current disability from injury in w_cau6. 2nd instance found
1334	w_dis603	Char	13	27	10	current disability from injury in w_cau6. 3rd instance found
1335	w_dis604	Char	13	35	8	current disability from injury in w_cau6. 4th instance found
1336	w_dis605	Char	8	31	4	current disability from injury in w_cau6. 5th instance found
1337	w_dis606	Char	9	32	2	current disability from injury in w_cau6. 6th instance found
1338	w_dis607	Char	14	14	1	current disability from injury in w_cau6. 7th

Pos	Variable	Type	Min	Max	Nonmiss	Description
						instance found
1339	w_dis608	Char	45	45	1	current disability from injury in w_cau6. 8th instance found
1340	w_dis609	Char	22	22	1	current disability from injury in w_cau6. 9th instance found
1341	w_dis610	Char	20	20	1	current disability from injury in w_cau6. 10th instance found
1342	w_dis701	Char	4	26	4	current disability from injury in w_cau7. 1st instance found
1343	w_dis702	Char	20	29	3	current disability from injury in w_cau7. 2nd instance found
1344	w_dis703	Char	11	34	3	current disability from injury in w_cau7. 3rd instance found
1345	w_dis704	Char	13	32	3	current disability from injury in w_cau7. 4th instance found
1346	w_dis705	Char	14	31	3	current disability from injury in w_cau7. 5th instance found
1347	w_dis706	Char	20	32	3	current disability from injury in w_cau7. 6th instance found
1348	w_dis707	Char	18	18	1	current disability from injury in w_cau7. 7th instance found
1349	w_dis708	Char	36	36	1	current disability from injury in w_cau7. 8th instance found
1350	w_dis801	Char	21	21	1	current disability from injury in w_cau8. 1st instance found
1351	w_dis802	Char	20	20	1	current disability from injury in w_cau8. 2nd instance found
1352	w_dis803	Char	22	22	1	current disability from injury in w_cau8. 3rd instance found
1353	w_dis804	Char	22	22	1	current disability from injury in w_cau8. 4th instance found
1354	w_whn11	Char	3	47	8849	time when the injury in w_cau1 was received. 1st instance found
1355	w_whn12	Char	4	32	53	time when the injury in w_cau1 was received. 2nd instance found
1356	w_whn13	Char	14	28	2	time when the injury in w_cau1 was received. 3rd instance found
1357	w_whn21	Char	1	40	1413	time when the injury in w_cau2 was received. 1st instance found
1358	w_whn22	Char	4	33	6	time when the injury in w_cau2 was received. 2nd instance found
1359	w_whn31	Char	4	33	222	time when the injury in w_cau3 was received. 1st instance found
1360	w_whn32	Char	4	16	3	time when the injury in w_cau3 was received. 2nd instance found
1361	w_whn41	Char	4	18	64	time when the injury in w_cau4 was received. 1st instance found
1362	w_whn42	Char	12	12	1	time when the injury in w_cau4 was received. 2nd instance found
1363	w_whn51	Char	4	18	9	time when the injury in w_cau5 was received. 1st instance found
1364	w_whn61	Char	10	12	2	time when the injury in w_cau6 was received. 1st instance found
1365	w_whn71	Char	12	12	1	time when the injury in w_cau7 was received. 1st instance found
1366	w_whr11	Char	2	49	5768	geographic location where the injury in

Pos	Variable	Type	Min	Max	Nonmiss	Description
1367	w_whr12	Char	2	28	34	w_cau1 was received. 1st instance found geographic location where the injury in
1368	w_whr21	Char	2	46	773	w_cau1 was received. 2nd instance found geographic location where the injury in
1369	w_whr31	Char	2	36	114	w_cau2 was received. 1st instance found geographic location where the injury in
1370	w_whr41	Char	2	24	33	w_cau3 was received. 1st instance found geographic location where the injury in
1371	w_whr51	Char	2	14	5	w_cau4 was received. 1st instance found geographic location where the injury in
1372	w_whr61	Char	17	17	1	w_cau5 was received. 1st instance found geographic location where the injury in
1373	w_rat11	Char	1	63	21776	w_cau6 was received. 1st instance found rating for injury in w_cau1. 1st instance found
1374	w_rat12	Char	1	65	4049	rating for injury in w_cau1. 2nd instance found
1375	w_rat13	Char	2	59	312	rating for injury in w_cau1. 3rd instance found
1376	w_rat14	Char	2	60	50	rating for injury in w_cau1. 4th instance found
1377	w_rat15	Char	3	37	9	rating for injury in w_cau1. 5th instance found
1378	w_rat16	Char	6	28	6	rating for injury in w_cau1. 6th instance found
1379	w_rat17	Char	9	27	2	rating for injury in w_cau1. 7th instance found
1380	w_rat18	Char	16	29	2	rating for injury in w_cau1. 8th instance found
1381	w_rat21	Char	1	54	3394	rating for injury in w_cau2. 1st instance found
1382	w_rat22	Char	1	61	293	rating for injury in w_cau2. 2nd instance found
1383	w_rat23	Char	3	28	13	rating for injury in w_cau2. 3rd instance found
1384	w_rat24	Char	3	3	1	rating for injury in w_cau2. 4th instance found
1385	w_rat31	Char	1	36	604	rating for injury in w_cau3. 1st instance found
1386	w_rat32	Char	2	49	32	rating for injury in w_cau3. 2nd instance found
1387	w_rat33	Char	11	43	3	rating for injury in w_cau3. 3rd instance found
1388	w_rat34	Char	48	48	1	rating for injury in w_cau3. 4th instance found
1389	w_rat35	Char	34	34	1	rating for injury in w_cau3. 5th instance found
1390	w_rat41	Char	1	29	135	rating for injury in w_cau4. 1st instance found
1391	w_rat42	Char	2	29	10	rating for injury in w_cau4. 2nd instance found
1392	w_rat51	Char	1	16	24	rating for injury in w_cau5. 1st instance found
1393	w_rat61	Char	4	9	6	rating for injury in w_cau6. 1st instance found
1394	w_rat71	Char	4	9	3	rating for injury in w_cau7. 1st instance

Pos	Variable	Type	Min	Max	Nonmiss	Description
						found
1395	w_rel101	Char	11	52	10126	related disease to injury in w_cau1. 1st instance found
1396	w_rel102	Char	11	45	5395	related disease to injury in w_cau1. 2nd instance found
1397	w_rel103	Char	11	53	2128	related disease to injury in w_cau1. 3rd instance found
1398	w_rel104	Char	12	43	1325	related disease to injury in w_cau1. 4th instance found
1399	w_rel105	Char	9	40	556	related disease to injury in w_cau1. 5th instance found
1400	w_rel106	Char	11	40	291	related disease to injury in w_cau1. 6th instance found
1401	w_rel107	Char	11	37	98	related disease to injury in w_cau1. 7th instance found
1402	w_rel108	Char	12	32	45	related disease to injury in w_cau1. 8th instance found
1403	w_rel109	Char	14	31	19	related disease to injury in w_cau1. 9th instance found
1404	w_rel110	Char	13	32	9	related disease to injury in w_cau1. 10th instance found
1405	w_rel111	Char	17	26	3	related disease to injury in w_cau1. 11th instance found
1406	w_rel112	Char	19	29	3	related disease to injury in w_cau1. 12th instance found
1407	w_rel113	Char	15	27	2	related disease to injury in w_cau1. 13th instance found
1408	w_rel114	Char	26	27	2	related disease to injury in w_cau1. 14th instance found
1409	w_rel201	Char	11	47	1682	related disease to injury in w_cau2. 1st instance found
1410	w_rel202	Char	11	49	787	related disease to injury in w_cau2. 2nd instance found
1411	w_rel203	Char	12	53	398	related disease to injury in w_cau2. 3rd instance found
1412	w_rel204	Char	14	40	259	related disease to injury in w_cau2. 4th instance found
1413	w_rel205	Char	12	36	136	related disease to injury in w_cau2. 5th instance found
1414	w_rel206	Char	14	37	67	related disease to injury in w_cau2. 6th instance found
1415	w_rel207	Char	15	31	32	related disease to injury in w_cau2. 7th instance found
1416	w_rel208	Char	16	34	12	related disease to injury in w_cau2. 8th instance found
1417	w_rel209	Char	21	34	5	related disease to injury in w_cau2. 9th instance found
1418	w_rel210	Char	19	29	3	related disease to injury in w_cau2. 10th instance found
1419	w_rel211	Char	26	28	2	related disease to injury in w_cau2. 11th instance found
1420	w_rel212	Char	27	29	2	related disease to injury in w_cau2. 12th instance found
1421	w_rel213	Char	24	27	2	related disease to injury in w_cau2. 13th instance found
1422	w_rel214	Char	26	26	1	related disease to injury in w_cau2. 14th

Pos	Variable	Type	Min	Max	Nonmiss	Description
						instance found
1423	w_rel301	Char	12	42	287	related disease to injury in w_cau3. 1st instance found
1424	w_rel302	Char	12	38	191	related disease to injury in w_cau3. 2nd instance found
1425	w_rel303	Char	14	41	105	related disease to injury in w_cau3. 3rd instance found
1426	w_rel304	Char	14	36	66	related disease to injury in w_cau3. 4th instance found
1427	w_rel305	Char	12	35	36	related disease to injury in w_cau3. 5th instance found
1428	w_rel306	Char	15	35	20	related disease to injury in w_cau3. 6th instance found
1429	w_rel307	Char	14	29	13	related disease to injury in w_cau3. 7th instance found
1430	w_rel308	Char	16	30	6	related disease to injury in w_cau3. 8th instance found
1431	w_rel309	Char	16	29	4	related disease to injury in w_cau3. 9th instance found
1432	w_rel310	Char	19	34	3	related disease to injury in w_cau3. 10th instance found
1433	w_rel311	Char	26	29	2	related disease to injury in w_cau3. 11th instance found
1434	w_rel312	Char	27	28	2	related disease to injury in w_cau3. 12th instance found
1435	w_rel313	Char	27	29	2	related disease to injury in w_cau3. 13th instance found
1436	w_rel314	Char	24	26	2	related disease to injury in w_cau3. 14th instance found
1437	w_rel401	Char	12	34	76	related disease to injury in w_cau4. 1st instance found
1438	w_rel402	Char	15	34	58	related disease to injury in w_cau4. 2nd instance found
1439	w_rel403	Char	15	33	37	related disease to injury in w_cau4. 3rd instance found
1440	w_rel404	Char	15	39	21	related disease to injury in w_cau4. 4th instance found
1441	w_rel405	Char	15	31	15	related disease to injury in w_cau4. 5th instance found
1442	w_rel406	Char	15	29	11	related disease to injury in w_cau4. 6th instance found
1443	w_rel407	Char	16	29	7	related disease to injury in w_cau4. 7th instance found
1444	w_rel408	Char	16	30	5	related disease to injury in w_cau4. 8th instance found
1445	w_rel409	Char	16	29	4	related disease to injury in w_cau4. 9th instance found
1446	w_rel410	Char	25	45	3	related disease to injury in w_cau4. 10th instance found
1447	w_rel411	Char	25	26	3	related disease to injury in w_cau4. 11th instance found
1448	w_rel412	Char	16	28	3	related disease to injury in w_cau4. 12th instance found
1449	w_rel413	Char	25	29	3	related disease to injury in w_cau4. 13th instance found
1450	w_rel414	Char	22	26	3	related disease to injury in w_cau4. 14th

Pos	Variable	Type	Min	Max	Nonmiss	Description
						instance found
1451	w_rel501	Char	12	37	13	related disease to injury in w_cau5. 1st instance found
1452	w_rel502	Char	15	34	10	related disease to injury in w_cau5. 2nd instance found
1453	w_rel503	Char	16	35	8	related disease to injury in w_cau5. 3rd instance found
1454	w_rel504	Char	22	32	7	related disease to injury in w_cau5. 4th instance found
1455	w_rel505	Char	17	32	5	related disease to injury in w_cau5. 5th instance found
1456	w_rel506	Char	18	22	4	related disease to injury in w_cau5. 6th instance found
1457	w_rel507	Char	23	30	4	related disease to injury in w_cau5. 7th instance found
1458	w_rel508	Char	17	29	3	related disease to injury in w_cau5. 8th instance found
1459	w_rel509	Char	16	34	3	related disease to injury in w_cau5. 9th instance found
1460	w_rel510	Char	24	34	2	related disease to injury in w_cau5. 10th instance found
1461	w_rel511	Char	26	28	2	related disease to injury in w_cau5. 11th instance found
1462	w_rel512	Char	27	29	2	related disease to injury in w_cau5. 12th instance found
1463	w_rel513	Char	24	27	2	related disease to injury in w_cau5. 13th instance found
1464	w_rel514	Char	26	26	1	related disease to injury in w_cau5. 14th instance found
1465	w_rel601	Char	11	21	5	related disease to injury in w_cau6. 1st instance found
1466	w_rel602	Char	15	24	3	related disease to injury in w_cau6. 2nd instance found
1467	w_rel603	Char	16	17	2	related disease to injury in w_cau6. 3rd instance found
1468	w_rel604	Char	22	25	2	related disease to injury in w_cau6. 4th instance found
1469	w_rel605	Char	23	29	2	related disease to injury in w_cau6. 5th instance found
1470	w_rel606	Char	19	35	2	related disease to injury in w_cau6. 6th instance found
1471	w_rel607	Char	25	30	2	related disease to injury in w_cau6. 7th instance found
1472	w_rel608	Char	25	29	2	related disease to injury in w_cau6. 8th instance found
1473	w_rel609	Char	29	34	2	related disease to injury in w_cau6. 9th instance found
1474	w_rel610	Char	34	34	1	related disease to injury in w_cau6. 10th instance found
1475	w_rel611	Char	29	29	1	related disease to injury in w_cau6. 11th instance found
1476	w_rel612	Char	29	29	1	related disease to injury in w_cau6. 12th instance found
1477	w_rel613	Char	24	24	1	related disease to injury in w_cau6. 13th instance found
1478	w_rel701	Char	21	21	1	related disease to injury in w_cau7. 1st

Pos	Variable	Type	Min	Max	Nonmiss	Description
						instance found
1479	w_rel702	Char	16	16	1	related disease to injury in w_cau7. 2nd instance found
1480	w_rel703	Char	24	24	1	related disease to injury in w_cau7. 3rd instance found
1481	w_rel704	Char	22	22	1	related disease to injury in w_cau7. 4th instance found
1482	w_rel705	Char	23	23	1	related disease to injury in w_cau7. 5th instance found
1483	w_rel706	Char	19	19	1	related disease to injury in w_cau7. 6th instance found
1484	w_rel707	Char	30	30	1	related disease to injury in w_cau7. 7th instance found
1485	w_rel708	Char	25	25	1	related disease to injury in w_cau7. 8th instance found
1486	w_rel709	Char	34	34	1	related disease to injury in w_cau7. 9th instance found
1487	w_rel710	Char	34	34	1	related disease to injury in w_cau7. 10th instance found
1488	w_rel711	Char	29	29	1	related disease to injury in w_cau7. 11th instance found
1489	w_rel712	Char	28	28	1	related disease to injury in w_cau7. 12th instance found
1490	w_rel713	Char	24	24	1	related disease to injury in w_cau7. 13th instance found
1491	w_rel801	Char	21	21	1	related disease to injury in w_cau8. 1st instance found
1492	w_rel802	Char	24	24	1	related disease to injury in w_cau8. 2nd instance found
1493	w_rel803	Char	16	16	1	related disease to injury in w_cau8. 3rd instance found
1494	w_rel804	Char	22	22	1	related disease to injury in w_cau8. 4th instance found
1495	w_rel805	Char	23	23	1	related disease to injury in w_cau8. 5th instance found
1496	w_rel806	Char	19	19	1	related disease to injury in w_cau8. 6th instance found
1497	w_rel807	Char	30	30	1	related disease to injury in w_cau8. 7th instance found
1498	w_rel808	Char	25	25	1	related disease to injury in w_cau8. 8th instance found
1499	w_rel809	Char	34	34	1	related disease to injury in w_cau8. 9th instance found
1500	w_rel810	Char	34	34	1	related disease to injury in w_cau8. 10th instance found
1501	w_rel811	Char	29	29	1	related disease to injury in w_cau8. 11th instance found
1502	w_rel812	Char	28	28	1	related disease to injury in w_cau8. 12th instance found
1503	w_rel813	Char	29	29	1	related disease to injury in w_cau8. 13th instance found
1504	w_cmt101	Char	10	257	1708	additional comment for injury in w_cau1. 1st instance found
1505	w_cmt102	Char	16	243	56	additional comment for injury in w_cau1. 2nd instance found
1506	w_cmt103	Char	30	206	14	additional comment for injury in w_cau1.

Pos	Variable	Type	Min	Max	Nonmiss	Description
						3rd instance found
1507	w_cmt104	Char	40	208	4	additional comment for injury in w_cau1. 4th instance found
1508	w_cmt105	Char	45	207	4	additional comment for injury in w_cau1. 5th instance found
1509	w_cmt106	Char	84	205	2	additional comment for injury in w_cau1. 6th instance found
1510	w_cmt107	Char	5	207	3	additional comment for injury in w_cau1. 7th instance found
1511	w_cmt108	Char	75	206	2	additional comment for injury in w_cau1. 8th instance found
1512	w_cmt109	Char	130	130	1	additional comment for injury in w_cau1. 9th instance found
1513	w_cmt201	Char	17	219	142	additional comment for injury in w_cau2. 1st instance found
1514	w_cmt202	Char	13	14	2	additional comment for injury in w_cau2. 2nd instance found
1515	w_cmt301	Char	17	87	23	additional comment for injury in w_cau3. 1st instance found
1516	w_cmt401	Char	29	129	6	additional comment for injury in w_cau4. 1st instance found
1517	f_lvspg1	Char	5	11	19271	liver, spleen or gallbladder is mentioned. 1st instance found
1518	f_lvspg2	Char	5	11	9901	liver, spleen or gallbladder is mentioned. 2nd instance found
1519	f_lvspg3	Char	6	11	85	liver, spleen or gallbladder is mentioned. 3rd instance found
1520	l_enlarg	Char	1	1	13277	liver is enlarged, congested, or palpable designation
1521	l_nlg1	Char	6	70	405	description of liver enlargement. 1st instance found
1522	l_nlg2	Char	11	69	71	description of liver enlargement. 2nd instance found
1523	l_nlg3	Char	18	68	20	description of liver enlargement. 3rd instance found
1524	l_nlg4	Char	13	32	5	description of liver enlargement. 4th instance found
1525	l_pain	Char	1	1	8268	liver pain designation
1526	l_atrphy	Char	1	1	1822	liver is atrophied, contracted, or hardened designation
1527	l_ascite	Char	1	1	365	ascites or fluid in the abdomen designation
1528	l_yellow	Char	1	1	3794	jaundice, icterus, or yellowness of skin or eyes designation
1529	l_dkurin	Char	1	1	757	urine is unusually dark designation
1530	l_cau1	Char	5	22	39	cause of liver disorder. 1st instance found
1531	l_rat1	Char	1	45	2007	liver rating. 1st instance found
1532	l_rat2	Char	2	31	67	liver rating. 2nd instance found
1533	l_rat3	Char	3	13	4	liver rating. 3rd instance found
1534	l_rat4	Char	18	18	1	liver rating. 4th instance found
1535	l_rel01	Char	12	49	3804	related disease to liver. 1st instance found
1536	l_rel02	Char	12	49	2864	related disease to liver. 2nd instance found
1537	l_rel03	Char	12	45	2215	related disease to liver. 3rd instance found
1538	l_rel04	Char	12	43	1459	related disease to liver. 4th instance found
1539	l_rel05	Char	12	43	744	related disease to liver. 5th instance found
1540	l_rel06	Char	12	43	292	related disease to liver. 6th instance found
1541	l_rel07	Char	14	49	138	related disease to liver. 7th instance found

Pos	Variable	Type	Min	Max	Nonmiss	Description
1542	l_rel08	Char	15	39	46	related disease to liver. 8th instance found
1543	l_rel09	Char	15	25	17	related disease to liver. 9th instance found
1544	l_rel10	Char	13	21	5	related disease to liver. 10th instance found
1545	l_rel11	Char	16	16	1	related disease to liver. 11th instance found
1546	l_cmt	Char	5	213	701	additional comments for liver
1547	s_enlarg	Char	1	1	8492	spleen is enlarged or palpable designation
1548	s_nlg1	Char	6	67	197	description of possible spleen enlargement. 1st instance found
1549	s_nlg2	Char	19	50	9	description of possible spleen enlargement. 2nd instance found
1550	s_nlg3	Char	56	56	1	description of possible spleen enlargement. 3rd instance found
1551	s_pain	Char	1	1	4350	spleen pain designation
1552	s_rat1	Char	1	23	230	spleen rating. 1st instance found
1553	s_rat2	Char	4	9	6	spleen rating. 2nd instance found
1554	s_rel01	Char	12	48	1802	related disease to spleen. 1st instance found
1555	s_rel02	Char	12	46	1436	related disease to spleen. 2nd instance found
1556	s_rel03	Char	14	44	1243	related disease to spleen. 3rd instance found
1557	s_rel04	Char	12	44	939	related disease to spleen. 4th instance found
1558	s_rel05	Char	12	44	527	related disease to spleen. 5th instance found
1559	s_rel06	Char	9	40	183	related disease to spleen. 6th instance found
1560	s_rel07	Char	12	50	90	related disease to spleen. 7th instance found
1561	s_rel08	Char	15	40	29	related disease to spleen. 8th instance found
1562	s_rel09	Char	15	29	10	related disease to spleen. 9th instance found
1563	s_rel10	Char	15	21	3	related disease to spleen. 10th instance found
1564	s_cmt	Char	8	224	501	additional comments for spleen
1565	z_pain	Char	1	1	186	gallbladder pain designation
1566	z_rat1	Char	2	14	8	gallbladder rating. 1st instance found
1567	z_rat2	Char	4	4	1	gallbladder rating. 2nd instance found
1568	z_rel1	Char	9	42	72	related disease to gallbladder. 1st instance found
1569	z_rel2	Char	16	50	55	related disease to gallbladder. 2nd instance found
1570	z_rel3	Char	15	41	43	related disease to gallbladder. 3rd instance found
1571	z_rel4	Char	15	50	37	related disease to gallbladder. 4th instance found
1572	z_rel5	Char	16	39	22	related disease to gallbladder. 5th instance found
1573	z_rel6	Char	15	29	10	related disease to gallbladder. 6th instance found
1574	z_rel7	Char	15	29	6	related disease to gallbladder. 7th instance found
1575	z_rel8	Char	17	18	3	related disease to gallbladder. 8th instance found
1576	z_cmt	Char	11	125	104	additional comments for gallbladder

Pos	Variable	Type	Min	Max	Nonmiss	Description
1577	t_tmr1	Char	3	35	1375	cancer, neoplasm, or tumor identification. 1st instance found
1578	t_tmr2	Char	4	16	50	cancer, neoplasm, or tumor identification. 2nd instance found
1579	t_tmr3	Char	4	16	5	cancer, neoplasm, or tumor identification. 3rd instance found
1580	t_tmr4	Char	5	5	1	cancer, neoplasm, or tumor identification. 4th instance found
1581	t_dsc11	Char	6	387	1488	description of cancer, neoplasm, or tumor in t_tmr1. 1st instance found
1582	t_dsc12	Char	9	361	149	description of cancer, neoplasm, or tumor in t_tmr1. 2nd instance found
1583	t_dsc13	Char	6	342	44	description of cancer, neoplasm, or tumor in t_tmr1. 3rd instance found
1584	t_dsc14	Char	6	335	21	description of cancer, neoplasm, or tumor in t_tmr1. 4th instance found
1585	t_dsc15	Char	9	336	9	description of cancer, neoplasm, or tumor in t_tmr1. 5th instance found
1586	t_dsc16	Char	14	209	6	description of cancer, neoplasm, or tumor in t_tmr1. 6th instance found
1587	t_dsc17	Char	38	104	3	description of cancer, neoplasm, or tumor in t_tmr1. 7th instance found
1588	t_dsc21	Char	15	353	52	description of cancer, neoplasm, or tumor in t_tmr2. 1st instance found
1589	t_dsc22	Char	39	107	3	description of cancer, neoplasm, or tumor in t_tmr2. 2nd instance found
1590	t_dsc31	Char	82	361	5	description of cancer, neoplasm, or tumor in t_tmr3. 1st instance found
1591	t_dsc41	Char	108	108	1	description of cancer, neoplasm, or tumor in t_tmr4. 1st instance found
1592	t_mal1	Char	1	1	67	tumor mentioned in t_tmr1 is malignant designation
1593	t_mal2	Char	1	1	4	tumor mentioned in t_tmr2 is malignant designation
1594	t_rat11	Char	1	41	429	rating for cancer, neoplasm, or tumor mentioned in t_tmr1. 1st instance found
1595	t_rat12	Char	2	39	16	rating for cancer, neoplasm, or tumor mentioned in t_tmr1. 2nd instance found
1596	t_rat21	Char	4	21	6	rating for cancer, neoplasm, or tumor mentioned in t_tmr2. 1st instance found
1597	t_rat31	Char	35	35	1	rating for cancer, neoplasm, or tumor mentioned in t_tmr3. 1st instance found
1598	t_rel101	Char	11	42	368	related disease to cancer, neoplasm, or tumor mentioned in t_tmr1. 1st instance found
1599	t_rel102	Char	13	44	165	related disease to cancer, neoplasm, or tumor mentioned in t_tmr1. 2nd instance found
1600	t_rel103	Char	12	35	85	related disease to cancer, neoplasm, or tumor mentioned in t_tmr1. 3rd instance found
1601	t_rel104	Char	15	39	58	related disease to cancer, neoplasm, or tumor mentioned in t_tmr1. 4th instance found
1602	t_rel105	Char	15	29	28	related disease to cancer, neoplasm, or tumor mentioned in t_tmr1. 5th instance

Pos	Variable	Type	Min	Max	Nonmiss	Description
						found
1603	t_rel106	Char	16	29	9	related disease to cancer, neoplasm, or tumor mentioned in t_tmr1. 6th instance found
1604	t_rel107	Char	24	31	2	related disease to cancer, neoplasm, or tumor mentioned in t_tmr1. 7th instance found
1605	t_rel108	Char	20	20	1	related disease to cancer, neoplasm, or tumor mentioned in t_tmr1. 8th instance found
1606	t_rel109	Char	23	23	1	related disease to cancer, neoplasm, or tumor mentioned in t_tmr1. 9th instance found
1607	t_rel201	Char	16	36	11	related disease to cancer, neoplasm, or tumor mentioned in t_tmr2. 1st instance found
1608	t_rel202	Char	16	29	6	related disease to cancer, neoplasm, or tumor mentioned in t_tmr2. 2nd instance found
1609	t_rel203	Char	24	30	3	related disease to cancer, neoplasm, or tumor mentioned in t_tmr2. 3rd instance found
1610	t_rel204	Char	35	35	1	related disease to cancer, neoplasm, or tumor mentioned in t_tmr2. 4th instance found
1611	t_rel301	Char	17	27	2	related disease to cancer, neoplasm, or tumor mentioned in t_tmr3. 1st instance found
1612	t_rel302	Char	22	22	1	related disease to cancer, neoplasm, or tumor mentioned in t_tmr3. 2nd instance found
1613	t_cmt11	Char	22	150	29	additional comments for cancer, neoplasm, or tumor mentioned in t_tmr1. 1st instance found
1614	n_balnce	Char	1	1	785	trouble with balance at rest designation
1615	n_incoor	Char	1	1	2484	difficulty of balance on movement/incoordination or ataxia designation
1616	n_aphsia	Char	1	1	1180	aphasia designation
1617	n_parlys	Char	1	1	4173	paralysis designation
1618	n_wpa01	Char	3	48	2205	body location of palsy, paralysis, paresis, or weakness
1619	n_wpa02	Char	3	48	832	where paralysis is. 2nd instance found
1620	n_wpa03	Char	3	49	345	where paralysis is. 3rd instance found
1621	n_wpa04	Char	3	34	128	where paralysis is. 4th instance found
1622	n_wpa05	Char	4	44	59	where paralysis is. 5th instance found
1623	n_wpa06	Char	3	48	30	where paralysis is. 6th instance found
1624	n_wpa07	Char	4	36	19	where paralysis is. 7th instance found
1625	n_wpa08	Char	4	24	9	where paralysis is. 8th instance found
1626	n_wpa09	Char	6	23	3	where paralysis is. 9th instance found
1627	n_wpa10	Char	5	7	2	where paralysis is. 10th instance found
1628	n_wpa11	Char	5	5	1	where paralysis is. 11th instance found
1629	n_wpa12	Char	17	17	1	where paralysis is. 12th instance found
1630	n_rfl1	Char	1	34	3101	reflex affected. 1st instance found
1631	n_rfl2	Char	3	23	680	reflex affected. 2nd instance found
1632	n_rfl3	Char	3	24	90	reflex affected. 3rd instance found

Pos	Variable	Type	Min	Max	Nonmiss	Description
1633	n_rfl4	Char	3	18	23	reflex affected. 4th instance found
1634	n_rfl5	Char	3	16	10	reflex affected. 5th instance found
1635	n_rfl6	Char	3	17	5	reflex affected. 6th instance found
1636	n_rfl7	Char	5	5	1	reflex affected. 7th instance found
1637	n_rfl8	Char	9	9	1	reflex affected. 8th instance found
1638	n_rds1	Char	2	34	3181	reflex description (inc/dec). 1st instance found
1639	n_rds2	Char	2	24	671	reflex description (inc/dec). 2nd instance found
1640	n_rds3	Char	2	25	87	reflex description (inc/dec). 3rd instance found
1641	n_rds4	Char	2	18	22	reflex description (inc/dec). 4th instance found
1642	n_rds5	Char	6	17	10	reflex description (inc/dec). 5th instance found
1643	n_rds6	Char	6	11	5	reflex description (inc/dec). 6th instance found
1644	n_rds7	Char	8	8	1	reflex description (inc/dec). 7th instance found
1645	n_rds8	Char	4	4	1	reflex description (inc/dec). 8th instance found
1646	n_rsd1	Char	1	31	592	the reflex mentioned in n_rfl1 is unilateral or bilateral
1647	n_rsd2	Char	1	10	211	the reflex mentioned in n_rfl2 is unilateral or bilateral
1648	n_rsd3	Char	1	10	34	the reflex mentioned in n_rfl3 is unilateral or bilateral
1649	n_rsd4	Char	1	10	10	the reflex mentioned in n_rfl4 is unilateral or bilateral
1650	n_rsd5	Char	4	9	5	the reflex mentioned in n_rfl5 is unilateral or bilateral
1651	n_rsd6	Char	4	4	1	the reflex mentioned in n_rfl6 is unilateral or bilateral
1652	n_tremor	Char	1	1	4723	paralysis agitans, tremors, or tremulous tongues designation
1653	n_nrg01	Char	3	52	2946	hyperaesthesia or neuralgia designation. 1st instance found
1654	n_nrg02	Char	4	32	674	hyperaesthesia or neuralgia designation. 2nd instance found
1655	n_nrg03	Char	4	17	239	hyperaesthesia or neuralgia designation. 3rd instance found
1656	n_nrg04	Char	4	17	93	hyperaesthesia or neuralgia designation. 4th instance found
1657	n_nrg05	Char	8	14	30	hyperaesthesia or neuralgia designation. 5th instance found
1658	n_nrg06	Char	8	9	10	hyperaesthesia or neuralgia designation. 6th instance found
1659	n_nrg07	Char	9	9	5	hyperaesthesia or neuralgia designation. 7th instance found
1660	n_nrg08	Char	9	14	3	hyperaesthesia or neuralgia designation. 8th instance found
1661	n_nrg09	Char	9	22	2	hyperaesthesia or neuralgia designation. 9th instance found
1662	n_nrg10	Char	9	9	1	hyperaesthesia or neuralgia designation. 10th instance found
1663	n_nrg11	Char	9	9	1	hyperaesthesia or neuralgia designation.

Pos	Variable	Type	Min	Max	Nonmiss	Description
1664	n_nrg12	Char	9	9	1	11th instance found hyperaesthesia or neuralgia designation.
1665	n_nrg13	Char	9	9	1	12th instance found hyperaesthesia or neuralgia designation.
1666	n_nrg14	Char	9	9	1	13th instance found hyperaesthesia or neuralgia designation.
1667	n_nrg15	Char	9	9	1	14th instance found hyperaesthesia or neuralgia designation.
1668	n_nrg16	Char	9	9	1	15th instance found hyperaesthesia or neuralgia designation.
1669	n_nrg17	Char	9	9	1	16th instance found hyperaesthesia or neuralgia designation.
1670	n_nrg18	Char	9	9	1	17th instance found hyperaesthesia or neuralgia designation.
1671	n_wne01	Char	1	65	1868	18th instance found location of the hyperaesthesia or neuralgia mentioned in n_nrg1
1672	n_wne02	Char	3	60	650	location of the hyperaesthesia or neuralgia mentioned in n_nrg2
1673	n_wne03	Char	4	45	235	location of the hyperaesthesia or neuralgia mentioned in n_nrg3
1674	n_wne04	Char	4	33	92	location of the hyperaesthesia or neuralgia mentioned in n_nrg4
1675	n_wne05	Char	3	25	30	location of the hyperaesthesia or neuralgia mentioned in n_nrg5
1676	n_wne06	Char	4	19	10	location of the hyperaesthesia or neuralgia mentioned in n_nrg6
1677	n_wne07	Char	15	32	5	location of the hyperaesthesia or neuralgia mentioned in n_nrg7
1678	n_wne08	Char	14	28	3	location of the hyperaesthesia or neuralgia mentioned in n_nrg8
1679	n_wne09	Char	6	6	1	location of the hyperaesthesia or neuralgia mentioned in n_nrg9
1680	n_wne10	Char	12	12	1	location of the hyperaesthesia or neuralgia mentioned in n_nrg10
1681	n_wne11	Char	5	5	1	location of the hyperaesthesia or neuralgia mentioned in n_nrg11
1682	n_wne12	Char	5	5	1	location of the hyperaesthesia or neuralgia mentioned in n_nrg12
1683	n_wne13	Char	15	15	1	location of the hyperaesthesia or neuralgia mentioned in n_nrg13
1684	n_wne14	Char	15	15	1	location of the hyperaesthesia or neuralgia mentioned in n_nrg14
1685	n_wne15	Char	5	5	1	location of the hyperaesthesia or neuralgia mentioned in n_nrg15
1686	n_wne16	Char	20	20	1	location of the hyperaesthesia or neuralgia mentioned in n_nrg16
1687	n_wne17	Char	17	17	1	location of the hyperaesthesia or neuralgia mentioned in n_nrg17
1688	n_wne18	Char	17	17	1	location of the hyperaesthesia or neuralgia mentioned in n_nrg18
1689	n_sense	Char	1	1	4057	sensory paralysis designation
1690	n_wsp01	Char	2	68	2661	location of sensory paralysis. 1st instance found
1691	n_wsp02	Char	3	69	930	location of sensory paralysis. 2nd instance found

Pos	Variable	Type	Min	Max	Nonmiss	Description
1692	n_wsp03	Char	3	64	271	location of sensory paralysis. 3rd instance found
1693	n_wsp04	Char	3	62	88	location of sensory paralysis. 4th instance found
1694	n_wsp05	Char	4	55	29	location of sensory paralysis. 5th instance found
1695	n_wsp06	Char	4	24	8	location of sensory paralysis. 6th instance found
1696	n_wsp07	Char	4	22	6	location of sensory paralysis. 7th instance found
1697	n_wsp08	Char	4	18	3	location of sensory paralysis. 8th instance found
1698	n_wsp09	Char	5	43	3	location of sensory paralysis. 9th instance found
1699	n_wsp10	Char	13	20	2	location of sensory paralysis. 10th instance found
1700	n_wsp11	Char	17	22	2	location of sensory paralysis. 11th instance found
1701	n_wsp12	Char	21	40	2	location of sensory paralysis. 12th instance found
1702	n_vrtigo	Char	1	1	3870	attacks of vertigo or dizziness designation
1703	n_hedach	Char	1	1	2140	headache designation
1704	n_hds1	Char	3	61	1040	headache description. 1st instance found
1705	n_hds2	Char	4	61	328	headache description. 2nd instance found
1706	n_hds3	Char	4	59	88	headache description. 3rd instance found
1707	n_hds4	Char	4	62	37	headache description. 4th instance found
1708	n_hds5	Char	4	52	16	headache description. 5th instance found
1709	n_hds6	Char	5	62	8	headache description. 6th instance found
1710	n_hds7	Char	5	52	3	headache description. 7th instance found
1711	n_hds8	Char	14	48	2	headache description. 8th instance found
1712	n_anxous	Char	1	1	2058	anxious (excitable, irritable, nervous, etc) designation
1713	n_eplpsy	Char	1	1	1286	attacks, convulsions, epilepsy, fits, seizures, or spasms designation
1714	n_memlos	Char	1	1	1257	memory loss is present designation
1715	n_mil01	Char	4	65	3389	indication of mental illness and/or loss of mental power including senility. 1st instance found
1716	n_mil02	Char	4	65	1185	indication of mental illness and/or loss of mental power including senility. 2nd instance found
1717	n_mil03	Char	4	64	530	indication of mental illness and/or loss of mental power including senility. 3rd instance found
1718	n_mil04	Char	5	65	272	indication of mental illness and/or loss of mental power including senility. 4th instance found
1719	n_mil05	Char	6	65	160	indication of mental illness and/or loss of mental power including senility. 5th instance found
1720	n_mil06	Char	5	65	102	indication of mental illness and/or loss of mental power including senility. 6th instance found
1721	n_mil07	Char	6	62	61	indication of mental illness and/or loss of mental power including senility. 7th instance found

Pos	Variable	Type	Min	Max	Nonmiss	Description
1722	n_mil08	Char	5	59	36	indication of mental illness and/or loss of mental power including senility. 8th instance found
1723	n_mil09	Char	10	49	27	indication of mental illness and/or loss of mental power including senility. 9th instance found
1724	n_mil10	Char	8	38	16	indication of mental illness and/or loss of mental power including senility. 10th instance found
1725	n_mil11	Char	8	50	14	indication of mental illness and/or loss of mental power including senility. 11th instance found
1726	n_mil12	Char	8	52	8	indication of mental illness and/or loss of mental power including senility. 12th instance found
1727	n_mil13	Char	15	43	5	indication of mental illness and/or loss of mental power including senility. 13th instance found
1728	n_mil14	Char	10	26	4	indication of mental illness and/or loss of mental power including senility. 14th instance found
1729	n_mil15	Char	19	47	2	indication of mental illness and/or loss of mental power including senility. 15th instance found
1730	n_mil16	Char	62	62	1	indication of mental illness and/or loss of mental power including senility. 16th instance found
1731	n_mil17	Char	57	57	1	indication of mental illness and/or loss of mental power including senility. 17th instance found
1732	n_mil18	Char	5	5	1	indication of mental illness and/or loss of mental power including senility. 18th instance found
1733	n_mil19	Char	32	32	1	indication of mental illness and/or loss of mental power including senility. 19th instance found
1734	n_mil20	Char	30	30	1	indication of mental illness and/or loss of mental power including senility. 20th instance found
1735	n_mil21	Char	27	27	1	indication of mental illness and/or loss of mental power including senility. 21st instance found
1736	n_mil22	Char	12	12	1	indication of mental illness and/or loss of mental power including senility. 22nd instance found
1737	n_mil23	Char	38	38	1	indication of mental illness and/or loss of mental power including senility. 23rd instance found
1738	n_cau1	Char	3	52	2109	cause of neurological condition. 1st instance found
1739	n_cau2	Char	6	58	62	cause of neurological condition. 2nd instance found
1740	n_cau3	Char	9	24	6	cause of neurological condition. 3rd instance found
1741	n_cau4	Char	23	23	1	cause of neurological condition. 4th instance found

Pos	Variable	Type	Min	Max	Nonmiss	Description
1742	n_cau5	Char	18	18	1	cause of neurological condition. 5th instance found
1743	n_depend	Char	1	1	311	nervous condition makes claimant dependent on others for help designation
1744	n_rat1	Char	1	53	4966	nervous system rating. 1st instance found
1745	n_rat2	Char	2	56	471	nervous system rating. 2nd instance found
1746	n_rat3	Char	3	50	61	nervous system rating. 3rd instance found
1747	n_rat4	Char	3	25	7	nervous system rating. 4th instance found
1748	n_rel01	Char	9	55	6265	related disease to nervous system disorder. 1st instance found
1749	n_rel02	Char	10	52	2909	related disease to nervous system disorder. 2nd instance found
1750	n_rel03	Char	12	54	1317	related disease to nervous system disorder. 3rd instance found
1751	n_rel04	Char	12	46	681	related disease to nervous system disorder. 4th instance found
1752	n_rel05	Char	12	46	351	related disease to nervous system disorder. 5th instance found
1753	n_rel06	Char	12	43	183	related disease to nervous system disorder. 6th instance found
1754	n_rel07	Char	15	37	86	related disease to nervous system disorder. 7th instance found
1755	n_rel08	Char	15	42	39	related disease to nervous system disorder. 8th instance found
1756	n_rel09	Char	15	43	20	related disease to nervous system disorder. 9th instance found
1757	n_rel10	Char	15	38	6	related disease to nervous system disorder. 10th instance found
1758	n_rel11	Char	17	35	3	related disease to nervous system disorder. 11th instance found
1759	n_rel12	Char	22	34	2	related disease to nervous system disorder. 12th instance found
1760	n_rel13	Char	22	44	2	related disease to nervous system disorder. 13th instance found
1761	n_rel14	Char	43	43	1	related disease to nervous system disorder. 14th instance found
1762	n_cmt01	Char	10	192	6643	additional comments for nervous system disorder. 1st instance found
1763	n_cmt02	Char	4	194	763	additional comments for nervous system disorder. 2nd instance found
1764	n_cmt03	Char	6	149	210	additional comments for nervous system disorder. 3rd instance found
1765	n_cmt04	Char	14	136	70	additional comments for nervous system disorder. 4th instance found
1766	n_cmt05	Char	13	135	33	additional comments for nervous system disorder. 5th instance found
1767	n_cmt06	Char	25	136	19	additional comments for nervous system disorder. 6th instance found
1768	n_cmt07	Char	41	142	10	additional comments for nervous system disorder. 7th instance found
1769	n_cmt08	Char	56	137	6	additional comments for nervous system disorder. 8th instance found
1770	n_cmt09	Char	132	134	4	additional comments for nervous system disorder. 9th instance found
1771	n_cmt10	Char	39	133	4	additional comments for nervous system disorder. 10th instance found

Pos	Variable	Type	Min	Max	Nonmiss	Description
1772	n_cmt11	Char	130	132	2	additional comments for nervous system disorder. 11th instance found
1773	n_cmt12	Char	129	132	2	additional comments for nervous system disorder. 12th instance found
1774	n_cmt13	Char	134	139	2	additional comments for nervous system disorder. 13th instance found
1775	n_cmt14	Char	130	134	2	additional comments for nervous system disorder. 14th instance found
1776	n_cmt15	Char	24	24	1	additional comments for nervous system disorder. 15th instance found
1777	m_hmrrhd	Char	1	1	21688	hemorrhoids designation
1778	m_hulcrt	Char	1	1	5610	hemorrhoids are ulcerated designation
1779	m_hbleed	Char	1	1	5788	hemorrhoids are bleeding designation
1780	m_hprlps	Char	1	1	7835	hemorrhoids are prolapsed designation
1781	m_htnder	Char	1	1	5882	hemorrhoids are tender designation
1782	m_rectum	Char	1	1	13281	rectum is abnormal designation
1783	m_rulcrt	Char	1	1	8073	rectum is ulcerated designation
1784	m_rbleed	Char	1	1	2339	rectum is bleeding designation
1785	m_rprlps	Char	1	1	4963	rectum is prolapsed designation
1786	m_rtnder	Char	1	1	11275	rectum is tender designation
1787	m_spscar	Char	1	1	1446	sphincter ani is scarred designation
1788	m_sploos	Char	1	1	3567	sphincter ani is loose/patulous designation
1789	m_fstula	Char	1	1	4992	rectal fistulas designation
1790	m_prurts	Char	1	1	320	pruritis ani designation
1791	m_rat1	Char	1	48	10476	rating of rectum disease. 1st instance found
1792	m_rat2	Char	2	56	592	rating of rectum disease. 2nd instance found
1793	m_rat3	Char	2	32	27	rating of rectum disease. 3rd instance found
1794	m_rat4	Char	2	31	4	rating of rectum disease. 4th instance found
1795	m_rel01	Char	12	52	6312	related disease to rectum. 1st instance found
1796	m_rel02	Char	12	48	4065	related disease to rectum. 2nd instance found
1797	m_rel03	Char	9	50	2617	related disease to rectum. 3rd instance found
1798	m_rel04	Char	12	50	1649	related disease to rectum. 4th instance found
1799	m_rel05	Char	14	46	841	related disease to rectum. 5th instance found
1800	m_rel06	Char	14	41	372	related disease to rectum. 6th instance found
1801	m_rel07	Char	12	41	160	related disease to rectum. 7th instance found
1802	m_rel08	Char	14	34	50	related disease to rectum. 8th instance found
1803	m_rel09	Char	14	31	20	related disease to rectum. 9th instance found
1804	m_rel10	Char	17	27	5	related disease to rectum. 10th instance found
1805	m_rel11	Char	16	26	3	related disease to rectum. 11th instance found
1806	m_rel12	Char	26	27	2	related disease to rectum. 12th instance found

Pos	Variable	Type	Min	Max	Nonmiss	Description
1807	m_rel13	Char	21	27	2	related disease to rectum. 13th instance found
1808	m_rel14	Char	26	26	1	related disease to rectum. 14th instance found
1809	m_cmt1	Char	8	61	2803	additional comments for the disease of rectum. 1st instance found
1810	m_cmt2	Char	1	62	562	additional comments for the disease of rectum. 2nd instance found
1811	m_cmt3	Char	6	58	144	additional comments for the disease of rectum. 3rd instance found
1812	m_cmt4	Char	8	54	46	additional comments for the disease of rectum. 4th instance found
1813	m_cmt5	Char	29	54	16	additional comments for the disease of rectum. 5th instance found
1814	m_cmt6	Char	20	54	13	additional comments for the disease of rectum. 6th instance found
1815	m_cmt7	Char	26	51	5	additional comments for the disease of rectum. 7th instance found
1816	m_cmt8	Char	24	24	1	additional comments for the disease of rectum. 8th instance found
1817	p_urs01	Char	4	49	15875	location of upper respiratory tract inflammation. 1st instance found
1818	p_urs02	Char	5	48	11266	location of upper respiratory tract inflammation. 2nd instance found
1819	p_urs03	Char	4	48	7519	location of upper respiratory tract inflammation. 3rd instance found
1820	p_urs04	Char	5	54	5321	location of upper respiratory tract inflammation. 4th instance found
1821	p_urs05	Char	5	54	3612	location of upper respiratory tract inflammation. 5th instance found
1822	p_urs06	Char	5	46	2526	location of upper respiratory tract inflammation. 6th instance found
1823	p_urs07	Char	5	46	1635	location of upper respiratory tract inflammation. 7th instance found
1824	p_urs08	Char	5	44	1040	location of upper respiratory tract inflammation. 8th instance found
1825	p_urs09	Char	7	47	663	location of upper respiratory tract inflammation. 9th instance found
1826	p_urs10	Char	7	46	446	location of upper respiratory tract inflammation. 10th instance found
1827	p_urs11	Char	5	45	285	location of upper respiratory tract inflammation. 11th instance found
1828	p_urs12	Char	7	41	192	location of upper respiratory tract inflammation. 12th instance found
1829	p_urs13	Char	9	42	135	location of upper respiratory tract inflammation. 13th instance found
1830	p_urs14	Char	7	41	84	location of upper respiratory tract inflammation. 14th instance found
1831	p_urs15	Char	10	41	51	location of upper respiratory tract inflammation. 15th instance found
1832	p_urs16	Char	9	40	36	location of upper respiratory tract inflammation. 16th instance found
1833	p_urs17	Char	9	38	27	location of upper respiratory tract inflammation. 17th instance found
1834	p_urs18	Char	11	40	20	location of upper respiratory tract inflammation. 18th instance found

Pos	Variable	Type	Min	Max	Nonmiss	Description
1835	p_urs19	Char	14	39	11	location of upper respiratory tract inflammation. 19th instance found
1836	p_urs20	Char	10	39	6	location of upper respiratory tract inflammation. 20th instance found
1837	p_urs21	Char	22	37	4	location of upper respiratory tract inflammation. 21st instance found
1838	p_urs22	Char	34	34	1	location of upper respiratory tract inflammation. 22nd instance found
1839	p_urs23	Char	17	17	1	location of upper respiratory tract inflammation. 23rd instance found
1840	p_urs24	Char	16	16	1	location of upper respiratory tract inflammation. 24th instance found
1841	p_urs25	Char	16	16	1	location of upper respiratory tract inflammation. 25th instance found
1842	p_urs26	Char	38	38	1	location of upper respiratory tract inflammation. 26th instance found
1843	p_dull	Char	1	1	10768	lung dullness on percussion, consolidation, or hepatization designation
1844	pd_wh01	Char	1	65	3519	location of lung dullness. 1st instance found
1845	pd_wh02	Char	4	67	585	location of lung dullness. 2nd instance found
1846	pd_wh03	Char	5	55	110	location of lung dullness. 3rd instance found
1847	pd_wh04	Char	8	50	22	location of lung dullness. 4th instance found
1848	pd_wh05	Char	9	26	3	location of lung dullness. 5th instance found
1849	pd_wh06	Char	13	13	1	location of lung dullness. 6th instance found
1850	pd_wh07	Char	13	13	1	location of lung dullness. 7th instance found
1851	p_snd01	Char	5	49	15296	respiratory sounds description. 1st instance found
1852	p_snd02	Char	4	48	8399	respiratory sounds description. 2nd instance found
1853	p_snd03	Char	4	46	3726	respiratory sounds description. 3rd instance found
1854	p_snd04	Char	5	46	1538	respiratory sounds description. 4th instance found
1855	p_snd05	Char	7	45	638	respiratory sounds description. 5th instance found
1856	p_snd06	Char	5	42	268	respiratory sounds description. 6th instance found
1857	p_snd07	Char	8	42	131	respiratory sounds description. 7th instance found
1858	p_snd08	Char	5	46	66	respiratory sounds description. 8th instance found
1859	p_snd09	Char	12	42	27	respiratory sounds description. 9th instance found
1860	p_snd10	Char	18	40	14	respiratory sounds description. 10th instance found
1861	p_snd11	Char	12	42	9	respiratory sounds description. 11th instance found
1862	p_snd12	Char	12	42	4	respiratory sounds description. 12th instance found

Pos	Variable	Type	Min	Max	Nonmiss	Description
1863	p_snd13	Char	22	22	1	respiratory sounds description. 13th instance found
1864	p_snd14	Char	26	26	1	respiratory sounds description. 14th instance found
1865	p_cough	Char	1	1	6420	cough or expectoration designation
1866	pc_ds1	Char	2	62	3477	description of cough or expectoration. 1st instance found
1867	pc_ds2	Char	3	53	1431	description of cough or expectoration. 2nd instance found
1868	pc_ds3	Char	3	51	442	description of cough or expectoration. 3rd instance found
1869	pc_ds4	Char	3	46	129	description of cough or expectoration. 4th instance found
1870	pc_ds5	Char	4	57	52	description of cough or expectoration. 5th instance found
1871	pc_ds6	Char	5	43	16	description of cough or expectoration. 6th instance found
1872	pc_ds7	Char	5	26	6	description of cough or expectoration. 7th instance found
1873	pc_ds8	Char	15	25	2	description of cough or expectoration. 8th instance found
1874	pc_fr1	Char	3	61	1640	description of duration (frequency) of cough or expectoration. 1st instance found
1875	pc_fr2	Char	4	57	209	description of duration (frequency) of cough or expectoration. 2nd instance found
1876	pc_fr3	Char	6	57	39	description of duration (frequency) of cough or expectoration. 3rd instance found
1877	pc_fr4	Char	10	37	7	description of duration (frequency) of cough or expectoration. 4th instance found
1878	pc_fr5	Char	5	28	4	description of duration (frequency) of cough or expectoration. 5th instance found
1879	pc_fr6	Char	9	9	1	description of duration (frequency) of cough or expectoration. 6th instance found
1880	p_bre1	Char	4	65	5520	description of breathing signs of respiratory disease. 1st instance found
1881	p_bre2	Char	4	62	1890	description of breathing signs of respiratory disease. 2nd instance found
1882	p_bre3	Char	4	59	595	description of breathing signs of respiratory disease. 3rd instance found
1883	p_bre4	Char	5	56	151	description of breathing signs of respiratory disease. 4th instance found
1884	p_bre5	Char	7	70	43	description of breathing signs of respiratory disease. 5th instance found
1885	p_bre6	Char	7	27	10	description of breathing signs of respiratory disease. 6th instance found
1886	p_bre7	Char	7	21	3	description of breathing signs of respiratory disease. 7th instance found
1887	p_bre8	Char	7	20	2	description of breathing signs of respiratory disease. 8th instance found
1888	pb_frq11	Char	4	54	551	duration (frequency) or pattern of breathing signs of respiratory disease mentioned in p_bre1. 1st instance found
1889	pb_frq12	Char	4	54	49	duration (frequency) or pattern of breathing signs of respiratory disease mentioned in p_bre1. 2nd instance found
1890	pb_frq13	Char	4	55	11	duration (frequency) or pattern of breathing

Pos	Variable	Type	Min	Max	Nonmiss	Description
						signs of respiratory disease mentioned in p_bre1. 3rd instance found
1891	pb_frq14	Char	11	25	3	duration (frequency) or pattern of breathing
						signs of respiratory disease mentioned in p_bre1. 4th instance found
1892	pb_frq21	Char	4	39	129	duration (frequency) or pattern of breathing
						signs of respiratory disease mentioned in p_bre2. 1st instance found
1893	pb_frq22	Char	4	35	12	duration (frequency) or pattern of breathing
						signs of respiratory disease mentioned in p_bre2. 2nd instance found
1894	pb_frq23	Char	11	41	2	duration (frequency) or pattern of breathing
						signs of respiratory disease mentioned in p_bre2. 3rd instance found
1895	pb_frq24	Char	19	19	1	duration (frequency) or pattern of breathing
						signs of respiratory disease mentioned in p_bre2. 4th instance found
1896	pb_frq25	Char	5	5	1	duration (frequency) or pattern of breathing
						signs of respiratory disease mentioned in p_bre2. 5th instance found
1897	pb_frq31	Char	4	41	47	duration (frequency) or pattern of breathing
						signs of respiratory disease mentioned in p_bre3. 1st instance found
1898	pb_frq32	Char	11	21	5	duration (frequency) or pattern of breathing
						signs of respiratory disease mentioned in p_bre3. 2nd instance found
1899	pb_frq33	Char	9	9	1	duration (frequency) or pattern of breathing
						signs of respiratory disease mentioned in p_bre3. 3rd instance found
1900	pb_frq41	Char	8	32	14	duration (frequency) or pattern of breathing
						signs of respiratory disease mentioned in p_bre4. 1st instance found
1901	pb_frq42	Char	26	26	2	duration (frequency) or pattern of breathing
						signs of respiratory disease mentioned in p_bre4. 2nd instance found
1902	pb_frq51	Char	8	21	5	duration (frequency) or pattern of breathing
						signs of respiratory disease mentioned in p_bre5. 1st instance found
1903	pb_frq61	Char	8	8	1	duration (frequency) or pattern of breathing
						signs of respiratory disease mentioned in p_bre6. 1st instance found
1904	p_lrs1	Char	4	62	8091	lower respiratory disease. 1st instance found
1905	p_lrs2	Char	4	65	2149	lower respiratory disease. 2nd instance found
1906	p_lrs3	Char	4	60	582	lower respiratory disease. 3rd instance found
1907	p_lrs4	Char	6	45	193	lower respiratory disease. 4th instance found
1908	p_lrs5	Char	6	45	71	lower respiratory disease. 5th instance found
1909	p_lrs6	Char	6	35	32	lower respiratory disease. 6th instance found
1910	p_lrs7	Char	20	20	1	lower respiratory disease. 7th instance found
1911	pl_frq11	Char	3	55	1937	description of duration (frequency) or

Pos	Variable	Type	Min	Max	Nonmiss	Description
1912	pl_frq12	Char	3	59	134	pattern of lower respiratory disease mentioned in p_lrs1. 1st instance found description of duration (frequency) or
1913	pl_frq13	Char	6	55	21	pattern of lower respiratory disease mentioned in p_lrs1. 2nd instance found description of duration (frequency) or
1914	pl_frq14	Char	6	33	3	pattern of lower respiratory disease mentioned in p_lrs1. 3rd instance found description of duration (frequency) or
1915	pl_frq15	Char	8	35	3	pattern of lower respiratory disease mentioned in p_lrs1. 4th instance found description of duration (frequency) or
1916	pl_frq16	Char	6	6	1	pattern of lower respiratory disease mentioned in p_lrs1. 5th instance found description of duration (frequency) or
1917	pl_frq21	Char	4	39	237	pattern of lower respiratory disease mentioned in p_lrs1. 6th instance found description of duration (frequency) or
1918	pl_frq22	Char	4	39	22	pattern of lower respiratory disease mentioned in p_lrs2. 1st instance found description of duration (frequency) or
1919	pl_frq23	Char	13	13	1	pattern of lower respiratory disease mentioned in p_lrs2. 2nd instance found description of duration (frequency) or
1920	pl_frq31	Char	4	27	59	pattern of lower respiratory disease mentioned in p_lrs2. 3rd instance found description of duration (frequency) or
1921	pl_frq32	Char	7	16	7	pattern of lower respiratory disease mentioned in p_lrs3. 1st instance found description of duration (frequency) or
1922	pl_frq33	Char	9	18	2	pattern of lower respiratory disease mentioned in p_lrs3. 2nd instance found description of duration (frequency) or
1923	pl_frq41	Char	4	18	19	pattern of lower respiratory disease mentioned in p_lrs3. 3rd instance found description of duration (frequency) or
1924	pl_frq42	Char	7	25	2	pattern of lower respiratory disease mentioned in p_lrs4. 1st instance found description of duration (frequency) or
1925	pl_frq51	Char	4	8	9	pattern of lower respiratory disease mentioned in p_lrs4. 2nd instance found description of duration (frequency) or
1926	pl_frq52	Char	4	9	2	pattern of lower respiratory disease mentioned in p_lrs5. 1st instance found description of duration (frequency) or
1927	p_pctcar	Char	1	1	3200	pattern of lower respiratory disease mentioned in p_lrs5. 2nd instance found pigeon/chicken-breasted designation
1928	p_pctexc	Char	1	1	4817	sunken, depressed or excavated breast designation
1929	p_measur	Char	1	1	16245	chest measurements designation
1930	pm_expir	Num	1	6	10997	chest measurement at expiration
1931	pm_rest	Num	2	6	8246	chest measurement at rest
1932	pm_insp	Num	2	6	11058	chest measurement at inspiration
1933	pm_unsp1	Num	1	6	4910	unspecified chest measurement. 1st instance found

Pos	Variable	Type	Min	Max	Nonmiss	Description
1934	pm_unsp2	Num	2	6	4711	unspecified chest measurement. 2nd instance found
1935	pm_unsp3	Num	2	6	3294	unspecified chest measurement. 3rd instance found
1936	p_rat1	Char	1	44	12228	respiratory rating. 1st instance found
1937	p_rat2	Char	1	44	1751	respiratory rating. 2nd instance found
1938	p_rat3	Char	3	39	140	respiratory rating. 3rd instance found
1939	p_rat4	Char	9	29	16	respiratory rating. 4th instance found
1940	p_rat5	Char	9	21	4	respiratory rating. 5th instance found
1941	p_rat6	Char	12	12	1	respiratory rating. 6th instance found
1942	p_rel01	Char	10	71	5237	related disease to respiratory ailment. 1st instance found
1943	p_rel02	Char	11	56	2811	related disease to respiratory ailment. 2nd instance found
1944	p_rel03	Char	12	56	1601	related disease to respiratory ailment. 3rd instance found
1945	p_rel04	Char	11	49	905	related disease to respiratory ailment. 4th instance found
1946	p_rel05	Char	12	51	467	related disease to respiratory ailment. 5th instance found
1947	p_rel06	Char	14	39	235	related disease to respiratory ailment. 6th instance found
1948	p_rel07	Char	15	36	112	related disease to respiratory ailment. 7th instance found
1949	p_rel08	Char	15	45	42	related disease to respiratory ailment. 8th instance found
1950	p_rel09	Char	15	38	20	related disease to respiratory ailment. 9th instance found
1951	p_rel10	Char	16	38	10	related disease to respiratory ailment. 10th instance found
1952	p_rel11	Char	17	40	5	related disease to respiratory ailment. 11th instance found
1953	p_rel12	Char	29	41	4	related disease to respiratory ailment. 12th instance found
1954	p_rel13	Char	24	45	4	related disease to respiratory ailment. 13th instance found
1955	p_rel14	Char	31	51	3	related disease to respiratory ailment. 14th instance found
1956	p_rel15	Char	27	49	2	related disease to respiratory ailment. 15th instance found
1957	p_rel16	Char	27	27	1	related disease to respiratory ailment. 16th instance found
1958	p_cmt1	Char	10	163	5729	additional comments for respiratory ailment. 1st instance found
1959	p_cmt2	Char	8	154	340	additional comments for respiratory ailment. 2nd instance found
1960	p_cmt3	Char	17	132	47	additional comments for respiratory ailment. 3rd instance found
1961	p_cmt4	Char	16	150	8	additional comments for respiratory ailment. 4th instance found
1962	p_cmt5	Char	23	133	6	additional comments for respiratory ailment. 5th instance found
1963	p_cmt6	Char	34	85	3	additional comments for respiratory ailment. 6th instance found
1964	r_whr01	Char	3	35	35304	body location where rheumatism exists. 1st instance found

Pos	Variable	Type	Min	Max	Nonmiss	Description
1965	r_whr02	Char	3	38	25413	body location where rheumatism exists. 2nd instance found
1966	r_whr03	Char	3	37	17675	body location where rheumatism exists. 3rd instance found
1967	r_whr04	Char	3	36	11256	body location where rheumatism exists. 4th instance found
1968	r_whr05	Char	3	34	6852	body location where rheumatism exists. 5th instance found
1969	r_whr06	Char	3	37	4105	body location where rheumatism exists. 6th instance found
1970	r_whr07	Char	3	34	2446	body location where rheumatism exists. 7th instance found
1971	r_whr08	Char	3	37	1448	body location where rheumatism exists. 8th instance found
1972	r_whr09	Char	4	32	859	body location where rheumatism exists. 9th instance found
1973	r_whr10	Char	3	32	516	body location where rheumatism exists. 10th instance found
1974	r_whr11	Char	4	28	293	body location where rheumatism exists. 11th instance found
1975	r_whr12	Char	3	30	174	body location where rheumatism exists. 12th instance found
1976	r_whr13	Char	4	25	92	body location where rheumatism exists. 13th instance found
1977	r_whr14	Char	4	26	56	body location where rheumatism exists. 14th instance found
1978	r_whr15	Char	4	25	34	body location where rheumatism exists. 15th instance found
1979	r_whr16	Char	4	11	22	body location where rheumatism exists. 16th instance found
1980	r_whr17	Char	4	14	12	body location where rheumatism exists. 17th instance found
1981	r_whr18	Char	4	13	5	body location where rheumatism exists. 18th instance found
1982	r_whr19	Char	5	16	4	body location where rheumatism exists. 19th instance found
1983	r_whr20	Char	4	9	3	body location where rheumatism exists. 20th instance found
1984	r_whr21	Char	4	4	1	body location where rheumatism exists. 21st instance found
1985	ri_pn01	Char	1	1	17149	rheumatism indicator of r_whr01: pain in the region designation
1986	ri_pn02	Char	1	1	11697	rheumatism indicator of r_whr02: pain in the region designation
1987	ri_pn03	Char	1	1	7979	rheumatism indicator of r_whr03: pain in the region designation
1988	ri_pn04	Char	1	1	5019	rheumatism indicator of r_whr04: pain in the region designation
1989	ri_pn05	Char	1	1	2933	rheumatism indicator of r_whr05: pain in the region designation
1990	ri_pn06	Char	1	1	1718	rheumatism indicator of r_whr06: pain in the region designation
1991	ri_pn07	Char	1	1	1024	rheumatism indicator of r_whr07: pain in the region designation
1992	ri_pn08	Char	1	1	631	rheumatism indicator of r_whr08: pain in the region designation

Pos	Variable	Type	Min	Max	Nonmiss	Description
1993	ri_pn09	Char	1	1	368	rheumatism indicator of r_whr09: pain in the region designation
1994	ri_pn10	Char	1	1	218	rheumatism indicator of r_whr10: pain in the region designation
1995	ri_pn11	Char	1	1	143	rheumatism indicator of r_whr11: pain in the region designation
1996	ri_pn12	Char	1	1	73	rheumatism indicator of r_whr12: pain in the region designation
1997	ri_pn13	Char	1	1	40	rheumatism indicator of r_whr13: pain in the region designation
1998	ri_pn14	Char	1	1	25	rheumatism indicator of r_whr14: pain in the region designation
1999	ri_pn15	Char	1	1	22	rheumatism indicator of r_whr15: pain in the region designation
2000	ri_pn16	Char	1	1	10	rheumatism indicator of r_whr16: pain in the region designation
2001	ri_pn17	Char	1	1	3	rheumatism indicator of r_whr17: pain in the region designation
2002	ri_pn18	Char	1	1	3	rheumatism indicator of r_whr18: pain in the region designation
2003	ri_pn19	Char	1	1	1	rheumatism indicator of r_whr19: pain in the region designation
2004	ri_pn20	Char	1	1	1	rheumatism indicator of r_whr20: pain in the region designation
2005	ri_sw01	Char	1	1	9672	rheumatism indicator of r_whr01: swelling, thickening, or enlargement in the region designation
2006	ri_sw02	Char	1	1	5038	rheumatism indicator of r_whr02: swelling, thickening, or enlargement in the region designation
2007	ri_sw03	Char	1	1	3592	rheumatism indicator of r_whr03: swelling, thickening, or enlargement in the region designation
2008	ri_sw04	Char	1	1	2291	rheumatism indicator of r_whr04: swelling, thickening, or enlargement in the region designation
2009	ri_sw05	Char	1	1	1304	rheumatism indicator of r_whr05: swelling, thickening, or enlargement in the region designation
2010	ri_sw06	Char	1	1	738	rheumatism indicator of r_whr06: swelling, thickening, or enlargement in the region designation
2011	ri_sw07	Char	1	1	465	rheumatism indicator of r_whr07: swelling, thickening, or enlargement in the region designation
2012	ri_sw08	Char	1	1	257	rheumatism indicator of r_whr08: swelling, thickening, or enlargement in the region designation
2013	ri_sw09	Char	1	1	137	rheumatism indicator of r_whr09: swelling, thickening, or enlargement in the region designation
2014	ri_sw10	Char	1	1	80	rheumatism indicator of r_whr10: swelling, thickening, or enlargement in the region designation
2015	ri_sw11	Char	1	1	42	rheumatism indicator of r_whr11: swelling, thickening, or enlargement in the region

Pos	Variable	Type	Min	Max	Nonmiss	Description
						designation
2016	ri_sw12	Char	1	1	35	rheumatism indicator of r_whr12: swelling, thickening, or enlargement in the region designation
2017	ri_sw13	Char	1	1	12	rheumatism indicator of r_whr13: swelling, thickening, or enlargement in the region designation
2018	ri_sw14	Char	1	1	8	rheumatism indicator of r_whr14: swelling, thickening, or enlargement in the region designation
2019	ri_sw15	Char	1	1	4	rheumatism indicator of r_whr15: swelling, thickening, or enlargement in the region designation
2020	ri_sw16	Char	1	1	5	rheumatism indicator of r_whr16: swelling, thickening, or enlargement in the region designation
2021	ri_sw17	Char	1	1	2	rheumatism indicator of r_whr17: swelling, thickening, or enlargement in the region designation
2022	ri_sw19	Char	1	1	2	rheumatism indicator of r_whr19: swelling, thickening, or enlargement in the region designation
2023	ri_sw20	Char	1	1	1	rheumatism indicator of r_whr20: swelling, thickening, or enlargement in the region designation
2024	ri_sw21	Char	1	1	1	rheumatism indicator of r_whr21: swelling, thickening, or enlargement in the region designation
2025	ri_cr01	Char	1	1	10990	rheumatism indicator of r_whr01: crackling or crepitation of the joints, muscles, etc designation
2026	ri_cr02	Char	1	1	6838	rheumatism indicator of r_whr02: crackling or crepitation of the joints, muscles, etc designation
2027	ri_cr03	Char	1	1	4049	rheumatism indicator of r_whr03: crackling or crepitation of the joints, muscles, etc designation
2028	ri_cr04	Char	1	1	2233	rheumatism indicator of r_whr04: crackling or crepitation of the joints, muscles, etc designation
2029	ri_cr05	Char	1	1	1244	rheumatism indicator of r_whr05: crackling or crepitation of the joints, muscles, etc designation
2030	ri_cr06	Char	1	1	667	rheumatism indicator of r_whr06: crackling or crepitation of the joints, muscles, etc designation
2031	ri_cr07	Char	1	1	386	rheumatism indicator of r_whr07: crackling or crepitation of the joints, muscles, etc designation
2032	ri_cr08	Char	1	1	231	rheumatism indicator of r_whr08: crackling or crepitation of the joints, muscles, etc designation
2033	ri_cr09	Char	1	1	127	rheumatism indicator of r_whr09: crackling or crepitation of the joints, muscles, etc designation
2034	ri_cr10	Char	1	1	79	rheumatism indicator of r_whr10: crackling

Pos	Variable	Type	Min	Max	Nonmiss	Description
						or crepitation of the joints, muscles, etc designation
2035	ri_cr11	Char	1	1	40	rheumatism indicator of r_whr11: crackling or crepitation of the joints, muscles, etc designation
2036	ri_cr12	Char	1	1	27	rheumatism indicator of r_whr12: crackling or crepitation of the joints, muscles, etc designation
2037	ri_cr13	Char	1	1	14	rheumatism indicator of r_whr13: crackling or crepitation of the joints, muscles, etc designation
2038	ri_cr14	Char	1	1	13	rheumatism indicator of r_whr14: crackling or crepitation of the joints, muscles, etc designation
2039	ri_cr15	Char	1	1	7	rheumatism indicator of r_whr15: crackling or crepitation of the joints, muscles, etc designation
2040	ri_cr16	Char	1	1	2	rheumatism indicator of r_whr16: crackling or crepitation of the joints, muscles, etc designation
2041	ri_cr17	Char	1	1	1	rheumatism indicator of r_whr17: crackling or crepitation of the joints, muscles, etc designation
2042	ri_at01	Char	1	1	7153	rheumatism indicator of r_whr01: associated muscular atrophy or weakness designation
2043	ri_at02	Char	1	1	4297	rheumatism indicator of r_whr02: associated muscular atrophy or weakness designation
2044	ri_at03	Char	1	1	2998	rheumatism indicator of r_whr03: associated muscular atrophy or weakness designation
2045	ri_at04	Char	1	1	2003	rheumatism indicator of r_whr04: associated muscular atrophy or weakness designation
2046	ri_at05	Char	1	1	1233	rheumatism indicator of r_whr05: associated muscular atrophy or weakness designation
2047	ri_at06	Char	1	1	707	rheumatism indicator of r_whr06: associated muscular atrophy or weakness designation
2048	ri_at07	Char	1	1	426	rheumatism indicator of r_whr07: associated muscular atrophy or weakness designation
2049	ri_at08	Char	1	1	227	rheumatism indicator of r_whr08: associated muscular atrophy or weakness designation
2050	ri_at09	Char	1	1	139	rheumatism indicator of r_whr09: associated muscular atrophy or weakness designation
2051	ri_at10	Char	1	1	81	rheumatism indicator of r_whr10: associated muscular atrophy or weakness designation
2052	ri_at11	Char	1	1	38	rheumatism indicator of r_whr11: associated muscular atrophy or weakness designation

Pos	Variable	Type	Min	Max	Nonmiss	Description
2053	ri_at12	Char	1	1	25	rheumatism indicator of r_whr12: associated muscular atrophy or weakness designation
2054	ri_at13	Char	1	1	17	rheumatism indicator of r_whr13: associated muscular atrophy or weakness designation
2055	ri_at14	Char	1	1	6	rheumatism indicator of r_whr14: associated muscular atrophy or weakness designation
2056	ri_at15	Char	1	1	2	rheumatism indicator of r_whr15: associated muscular atrophy or weakness designation
2057	ri_at16	Char	1	1	3	rheumatism indicator of r_whr16: associated muscular atrophy or weakness designation
2058	ri_at17	Char	1	1	1	rheumatism indicator of r_whr17: associated muscular atrophy or weakness designation
2059	ri_at20	Char	1	1	1	rheumatism indicator of r_whr20: associated muscular atrophy or weakness designation
2060	ri_rs101	Char	4	95	20749	rheumatism indicator of r_whr01: severity of motion restriction. 1st instance found
2061	ri_rs102	Char	2	91	9448	rheumatism indicator of r_whr01: severity of motion restriction. 2nd instance found
2062	ri_rs103	Char	4	90	3356	rheumatism indicator of r_whr01: severity of motion restriction. 3rd instance found
2063	ri_rs104	Char	4	86	1121	rheumatism indicator of r_whr01: severity of motion restriction. 4th instance found
2064	ri_rs105	Char	4	83	351	rheumatism indicator of r_whr01: severity of motion restriction. 5th instance found
2065	ri_rs106	Char	10	81	120	rheumatism indicator of r_whr01: severity of motion restriction. 6th instance found
2066	ri_rs107	Char	5	50	44	rheumatism indicator of r_whr01: severity of motion restriction. 7th instance found
2067	ri_rs108	Char	13	43	18	rheumatism indicator of r_whr01: severity of motion restriction. 8th instance found
2068	ri_rs109	Char	12	63	8	rheumatism indicator of r_whr01: severity of motion restriction. 9th instance found
2069	ri_rs110	Char	12	40	7	rheumatism indicator of r_whr01: severity of motion restriction. 10th instance found
2070	ri_rs111	Char	21	64	4	rheumatism indicator of r_whr01: severity of motion restriction. 11th instance found
2071	ri_rs112	Char	23	58	4	rheumatism indicator of r_whr01: severity of motion restriction. 12th instance found
2072	ri_rs113	Char	35	62	3	rheumatism indicator of r_whr01: severity of motion restriction. 13th instance found
2073	ri_rs114	Char	23	69	3	rheumatism indicator of r_whr01: severity of motion restriction. 14th instance found
2074	ri_rs115	Char	30	30	1	rheumatism indicator of r_whr01: severity of motion restriction. 15th instance found
2075	ri_rs116	Char	47	47	1	rheumatism indicator of r_whr01: severity of motion restriction. 16th instance found
2076	ri_rs117	Char	53	53	1	rheumatism indicator of r_whr01: severity of motion restriction. 17th instance found
2077	ri_rs118	Char	45	45	1	rheumatism indicator of r_whr01: severity

Pos	Variable	Type	Min	Max	Nonmiss	Description
2078	ri_rs119	Char	48	48	1	of motion restriction. 18th instance found rheumatism indicator of r_whr01: severity
2079	ri_rs201	Char	2	91	13967	of motion restriction. 19th instance found rheumatism indicator of r_whr02: severity
2080	ri_rs202	Char	2	92	5523	of motion restriction. 1st instance found rheumatism indicator of r_whr02: severity
2081	ri_rs203	Char	4	84	1620	of motion restriction. 2nd instance found rheumatism indicator of r_whr02: severity
2082	ri_rs204	Char	4	85	504	of motion restriction. 3rd instance found rheumatism indicator of r_whr02: severity
2083	ri_rs205	Char	4	84	124	of motion restriction. 4th instance found rheumatism indicator of r_whr02: severity
2084	ri_rs206	Char	9	54	44	of motion restriction. 5th instance found rheumatism indicator of r_whr02: severity
2085	ri_rs207	Char	13	68	12	of motion restriction. 6th instance found rheumatism indicator of r_whr02: severity
2086	ri_rs208	Char	14	47	5	of motion restriction. 7th instance found rheumatism indicator of r_whr02: severity
2087	ri_rs209	Char	24	49	3	of motion restriction. 8th instance found rheumatism indicator of r_whr02: severity
2088	ri_rs210	Char	9	9	1	of motion restriction. 9th instance found rheumatism indicator of r_whr02: severity
2089	ri_rs211	Char	10	10	1	of motion restriction. 10th instance found rheumatism indicator of r_whr02: severity
2090	ri_rs212	Char	21	21	1	of motion restriction. 11th instance found rheumatism indicator of r_whr02: severity
2091	ri_rs301	Char	3	89	9985	of motion restriction. 12th instance found rheumatism indicator of r_whr03: severity
2092	ri_rs302	Char	2	84	3764	of motion restriction. 1st instance found rheumatism indicator of r_whr03: severity
2093	ri_rs303	Char	4	85	1118	of motion restriction. 2nd instance found rheumatism indicator of r_whr03: severity
2094	ri_rs304	Char	5	78	331	of motion restriction. 3rd instance found rheumatism indicator of r_whr03: severity
2095	ri_rs305	Char	5	77	99	of motion restriction. 4th instance found rheumatism indicator of r_whr03: severity
2096	ri_rs306	Char	7	80	36	of motion restriction. 5th instance found rheumatism indicator of r_whr03: severity
2097	ri_rs307	Char	18	64	8	of motion restriction. 6th instance found rheumatism indicator of r_whr03: severity
2098	ri_rs308	Char	21	51	3	of motion restriction. 7th instance found rheumatism indicator of r_whr03: severity
2099	ri_rs309	Char	12	67	2	of motion restriction. 8th instance found rheumatism indicator of r_whr03: severity
2100	ri_rs310	Char	40	40	1	of motion restriction. 9th instance found rheumatism indicator of r_whr03: severity
2101	ri_rs401	Char	4	89	6402	of motion restriction. 10th instance found rheumatism indicator of r_whr04: severity
2102	ri_rs402	Char	2	90	2367	of motion restriction. 1st instance found rheumatism indicator of r_whr04: severity
2103	ri_rs403	Char	4	87	698	of motion restriction. 2nd instance found rheumatism indicator of r_whr04: severity
2104	ri_rs404	Char	5	83	204	of motion restriction. 3rd instance found rheumatism indicator of r_whr04: severity
2105	ri_rs405	Char	5	74	63	of motion restriction. 4th instance found rheumatism indicator of r_whr04: severity

Pos	Variable	Type	Min	Max	Nonmiss	Description
2106	ri_rs406	Char	13	75	16	of motion restriction. 5th instance found rheumatism indicator of r_whr04: severity
2107	ri_rs407	Char	12	33	7	of motion restriction. 6th instance found rheumatism indicator of r_whr04: severity
2108	ri_rs408	Char	13	34	3	of motion restriction. 7th instance found rheumatism indicator of r_whr04: severity
2109	ri_rs409	Char	13	71	2	of motion restriction. 8th instance found rheumatism indicator of r_whr04: severity
2110	ri_rs501	Char	4	89	3925	of motion restriction. 9th instance found rheumatism indicator of r_whr05: severity
2111	ri_rs502	Char	4	79	1487	of motion restriction. 1st instance found rheumatism indicator of r_whr05: severity
2112	ri_rs503	Char	4	87	486	of motion restriction. 2nd instance found rheumatism indicator of r_whr05: severity
2113	ri_rs504	Char	9	88	150	of motion restriction. 3rd instance found rheumatism indicator of r_whr05: severity
2114	ri_rs505	Char	5	86	41	of motion restriction. 4th instance found rheumatism indicator of r_whr05: severity
2115	ri_rs506	Char	11	78	14	of motion restriction. 5th instance found rheumatism indicator of r_whr05: severity
2116	ri_rs507	Char	13	40	4	of motion restriction. 6th instance found rheumatism indicator of r_whr05: severity
2117	ri_rs508	Char	12	12	1	of motion restriction. 7th instance found rheumatism indicator of r_whr05: severity
2118	ri_rs509	Char	10	10	1	of motion restriction. 8th instance found rheumatism indicator of r_whr05: severity
2119	ri_rs601	Char	4	92	2402	of motion restriction. 9th instance found rheumatism indicator of r_whr06: severity
2120	ri_rs602	Char	4	76	872	of motion restriction. 1st instance found rheumatism indicator of r_whr06: severity
2121	ri_rs603	Char	4	85	269	of motion restriction. 2nd instance found rheumatism indicator of r_whr06: severity
2122	ri_rs604	Char	4	89	89	of motion restriction. 3rd instance found rheumatism indicator of r_whr06: severity
2123	ri_rs605	Char	9	57	28	of motion restriction. 4th instance found rheumatism indicator of r_whr06: severity
2124	ri_rs606	Char	11	49	11	of motion restriction. 5th instance found rheumatism indicator of r_whr06: severity
2125	ri_rs607	Char	13	25	5	of motion restriction. 6th instance found rheumatism indicator of r_whr06: severity
2126	ri_rs608	Char	12	12	1	of motion restriction. 7th instance found rheumatism indicator of r_whr06: severity
2127	ri_rs609	Char	10	10	1	of motion restriction. 8th instance found rheumatism indicator of r_whr06: severity
2128	ri_rs701	Char	4	85	1429	of motion restriction. 9th instance found rheumatism indicator of r_whr07: severity
2129	ri_rs702	Char	4	85	496	of motion restriction. 1st instance found rheumatism indicator of r_whr07: severity
2130	ri_rs703	Char	5	74	155	of motion restriction. 2nd instance found rheumatism indicator of r_whr07: severity
2131	ri_rs704	Char	11	87	44	of motion restriction. 3rd instance found rheumatism indicator of r_whr07: severity
2132	ri_rs705	Char	8	43	13	of motion restriction. 4th instance found rheumatism indicator of r_whr07: severity
2133	ri_rs706	Char	20	89	4	of motion restriction. 5th instance found rheumatism indicator of r_whr07: severity

Pos	Variable	Type	Min	Max	Nonmiss	Description
2134	ri_rs707	Char	27	39	2	of motion restriction. 6th instance found rheumatism indicator of r_whr07: severity
2135	ri_rs708	Char	25	51	2	of motion restriction. 7th instance found rheumatism indicator of r_whr07: severity
2136	ri_rs709	Char	37	37	1	of motion restriction. 8th instance found rheumatism indicator of r_whr07: severity
2137	ri_rs710	Char	68	68	1	of motion restriction. 9th instance found rheumatism indicator of r_whr07: severity
2138	ri_rs711	Char	75	75	1	of motion restriction. 10th instance found rheumatism indicator of r_whr07: severity
2139	ri_rs801	Char	4	87	844	of motion restriction. 11th instance found rheumatism indicator of r_whr08: severity
2140	ri_rs802	Char	4	77	277	of motion restriction. 1st instance found rheumatism indicator of r_whr08: severity
2141	ri_rs803	Char	9	74	91	of motion restriction. 2nd instance found rheumatism indicator of r_whr08: severity
2142	ri_rs804	Char	10	74	27	of motion restriction. 3rd instance found rheumatism indicator of r_whr08: severity
2143	ri_rs805	Char	9	49	7	of motion restriction. 4th instance found rheumatism indicator of r_whr08: severity
2144	ri_rs806	Char	25	25	1	of motion restriction. 5th instance found rheumatism indicator of r_whr08: severity
2145	ri_rs901	Char	4	86	497	of motion restriction. 6th instance found rheumatism indicator of r_whr09: severity
2146	ri_rs902	Char	4	64	185	of motion restriction. 1st instance found rheumatism indicator of r_whr09: severity
2147	ri_rs903	Char	4	70	63	of motion restriction. 2nd instance found rheumatism indicator of r_whr09: severity
2148	ri_rs904	Char	12	49	12	of motion restriction. 3rd instance found rheumatism indicator of r_whr09: severity
2149	ri_rs905	Char	8	51	3	of motion restriction. 4th instance found rheumatism indicator of r_whr09: severity
2150	ri_rs906	Char	21	21	1	of motion restriction. 5th instance found rheumatism indicator of r_whr09: severity
2151	ri_rs907	Char	48	48	1	of motion restriction. 6th instance found rheumatism indicator of r_whr09: severity
2152	ri_rs908	Char	46	46	1	of motion restriction. 7th instance found rheumatism indicator of r_whr09: severity
2153	ri_rsa01	Char	4	59	311	of motion restriction. 8th instance found rheumatism indicator of r_whr10:severity of motion restriction. 1st instance found
2154	ri_rsa02	Char	4	57	113	rheumatism indicator of r_whr10:severity of motion restriction. 2nd instance found
2155	ri_rsa03	Char	9	47	32	rheumatism indicator of r_whr10:severity of motion restriction. 3rd instance found
2156	ri_rsa04	Char	17	52	9	rheumatism indicator of r_whr10:severity of motion restriction. 4th instance found
2157	ri_rsa05	Char	26	53	3	rheumatism indicator of r_whr10:severity of motion restriction. 5th instance found
2158	ri_rsb01	Char	5	84	174	rheumatism indicator of r_whr11:severity of motion restriction. 1st instance found
2159	ri_rsb02	Char	5	60	59	rheumatism indicator of r_whr11:severity of motion restriction. 2nd instance found
2160	ri_rsb03	Char	9	37	18	rheumatism indicator of r_whr11:severity of motion restriction. 3rd instance found
2161	ri_rsb04	Char	15	42	6	rheumatism indicator of r_whr11:severity of

Pos	Variable	Type	Min	Max	Nonmiss	Description
						motion restriction. 4th instance found
2162	ri_rsb05	Char	18	34	3	rheumatism indicator of r_whr11:severity of motion restriction. 5th instance found
2163	ri_rsc01	Char	5	67	104	rheumatism indicator of r_whr12:severity of motion restriction. 1st instance found
2164	ri_rsc02	Char	5	51	32	rheumatism indicator of r_whr12:severity of motion restriction. 2nd instance found
2165	ri_rsc03	Char	13	52	6	rheumatism indicator of r_whr12:severity of motion restriction. 3rd instance found
2166	ri_rsc04	Char	22	58	4	rheumatism indicator of r_whr12:severity of motion restriction. 4th instance found
2167	ri_rsc05	Char	14	14	1	rheumatism indicator of r_whr12:severity of motion restriction. 5th instance found
2168	ri_rsd01	Char	4	45	55	rheumatism indicator of r_whr13:severity of motion restriction. 1st instance found
2169	ri_rsd02	Char	5	50	22	rheumatism indicator of r_whr13:severity of motion restriction. 2nd instance found
2170	ri_rsd03	Char	18	41	4	rheumatism indicator of r_whr13:severity of motion restriction. 3rd instance found
2171	ri_rsd04	Char	16	26	2	rheumatism indicator of r_whr13:severity of motion restriction. 4th instance found
2172	ri_rse01	Char	4	45	30	rheumatism indicator of r_whr14:severity of motion restriction. 1st instance found
2173	ri_rse02	Char	5	58	11	rheumatism indicator of r_whr14:severity of motion restriction. 2nd instance found
2174	ri_rse03	Char	14	14	1	rheumatism indicator of r_whr14:severity of motion restriction. 3rd instance found
2175	ri_rse04	Char	31	31	1	rheumatism indicator of r_whr14:severity of motion restriction. 4th instance found
2176	ri_rsf01	Char	5	71	18	rheumatism indicator of r_whr15:severity of motion restriction. 1st instance found
2177	ri_rsf02	Char	14	58	6	rheumatism indicator of r_whr15:severity of motion restriction. 2nd instance found
2178	ri_rsf03	Char	17	35	2	rheumatism indicator of r_whr15:severity of motion restriction. 3rd instance found
2179	ri_rsf04	Char	31	31	1	rheumatism indicator of r_whr15:severity of motion restriction. 4th instance found
2180	ri_rsg01	Char	9	44	15	rheumatism indicator of r_whr16:severity of motion restriction. 1st instance found
2181	ri_rsg02	Char	16	55	5	rheumatism indicator of r_whr16:severity of motion restriction. 2nd instance found
2182	ri_rsg03	Char	39	39	1	rheumatism indicator of r_whr16:severity of motion restriction. 3rd instance found
2183	ri_rsg04	Char	36	36	1	rheumatism indicator of r_whr16:severity of motion restriction. 4th instance found
2184	ri_rsg05	Char	58	58	1	rheumatism indicator of r_whr16:severity of motion restriction. 5th instance found
2185	ri_rsg06	Char	33	33	1	rheumatism indicator of r_whr16:severity of motion restriction. 6th instance found
2186	ri_rsh01	Char	20	58	7	rheumatism indicator of r_whr17:severity of motion restriction. 1st instance found
2187	ri_rsh02	Char	25	25	1	rheumatism indicator of r_whr17:severity of motion restriction. 2nd instance found
2188	ri_rsi01	Char	23	41	3	rheumatism indicator of r_whr18:severity of motion restriction. 1st instance found
2189	ri_rsi02	Char	4	4	1	rheumatism indicator of r_whr18:severity of

Pos	Variable	Type	Min	Max	Nonmiss	Description
						motion restriction. 2nd instance found
2190	ri_rsi03	Char	15	15	1	rheumatism indicator of r_whr18:severity of motion restriction. 3rd instance found
2191	ri_rsj01	Char	13	27	3	rheumatism indicator of r_whr19:severity of motion restriction. 1st instance found
2192	ri_rsj02	Char	14	14	1	rheumatism indicator of r_whr19:severity of motion restriction. 2nd instance found
2193	ri_rsk01	Char	27	55	2	rheumatism indicator of r_whr20:severity of motion restriction. 1st instance found
2194	ri_rsk02	Char	45	45	1	rheumatism indicator of r_whr20:severity of motion restriction. 2nd instance found
2195	ri_rsk03	Char	30	30	1	rheumatism indicator of r_whr20:severity of motion restriction. 3rd instance found
2196	ri_rsk04	Char	51	51	1	rheumatism indicator of r_whr20:severity of motion restriction. 4th instance found
2197	r_sctica	Char	1	1	3912	sciatica designation
2198	r_spn1	Char	4	164	1523	spinal deformity or curvature description. 1st instance found
2199	r_spn2	Char	8	125	408	spinal deformity or curvature description. 2nd instance found
2200	r_spn3	Char	8	107	145	spinal deformity or curvature description. 3rd instance found
2201	r_spn4	Char	14	103	62	spinal deformity or curvature description. 4th instance found
2202	r_spn5	Char	18	74	29	spinal deformity or curvature description. 5th instance found
2203	r_spn6	Char	12	90	13	spinal deformity or curvature description. 6th instance found
2204	r_spn7	Char	12	41	5	spinal deformity or curvature description. 7th instance found
2205	r_spn8	Char	21	21	1	spinal deformity or curvature description. 8th instance found
2206	r_rat1	Char	1	39	23543	rheumatism/musculo-skeletal rating. 1st instance found
2207	r_rat2	Char	2	31	2096	rheumatism/musculo-skeletal rating. 2nd instance found
2208	r_rat3	Char	3	30	163	rheumatism/musculo-skeletal rating. 3rd instance found
2209	r_rat4	Char	3	21	17	rheumatism/musculo-skeletal rating. 4th instance found
2210	r_rel01	Char	10	48	11464	related disease to rheumatism. 1st instance found
2211	r_rel02	Char	12	41	6321	related disease to rheumatism. 2nd instance found
2212	r_rel03	Char	12	44	3216	related disease to rheumatism. 3rd instance found
2213	r_rel04	Char	12	38	1677	related disease to rheumatism. 4th instance found
2214	r_rel05	Char	10	39	751	related disease to rheumatism. 5th instance found
2215	r_rel06	Char	12	39	325	related disease to rheumatism. 6th instance found
2216	r_rel07	Char	13	39	133	related disease to rheumatism. 7th instance found
2217	r_rel08	Char	15	33	46	related disease to rheumatism. 8th instance found

Pos	Variable	Type	Min	Max	Nonmiss	Description
2218	r_rel09	Char	16	29	17	related disease to rheumatism. 9th instance found
2219	r_rel10	Char	16	30	7	related disease to rheumatism. 10th instance found
2220	r_rel11	Char	17	29	5	related disease to rheumatism. 11th instance found
2221	r_rel12	Char	16	28	5	related disease to rheumatism. 12th instance found
2222	r_rel13	Char	21	37	4	related disease to rheumatism. 13th instance found
2223	r_rel14	Char	27	34	3	related disease to rheumatism. 14th instance found
2224	r_rel15	Char	26	38	2	related disease to rheumatism. 15th instance found
2225	r_rel16	Char	39	39	1	related disease to rheumatism. 16th instance found
2226	r_cmt	Char	10	450	14880	additional comments for rheumatism
2227	v_veins	Char	1	1	5977	varicose veins designation
2228	v_sknprb	Char	1	1	2821	skin problems such as acute ulcers, dermatitis, eczema, ruptures, or ulcerations from varicose veins designation
2229	v_scar	Char	1	1	652	evidence of chronic scarring or thickening designation
2230	v_discol	Char	1	1	882	brown spots, discoloration, or hyperpigmentation designation
2231	v_oedema	Char	1	1	859	oedema or swelling of lower extremities designation
2232	v_cyanos	Char	1	1	104	cyanosis of the feet or lower extremities designation
2233	v_pain	Char	1	1	1100	pain, soreness, sensitivity, or tortuousness designation
2234	v_impmot	Char	1	1	353	impaired/impeded motion or lameness associated with the varicose veins designation
2235	v_rat1	Char	1	39	3176	varicose veins rating. 1st instance found
2236	v_rat2	Char	1	42	283	varicose veins rating. 2nd instance found
2237	v_rat3	Char	2	37	21	varicose veins rating. 3rd instance found
2238	v_rat4	Char	10	10	1	varicose veins rating. 4th instance found
2239	v_rel1	Char	10	50	1539	related disease to varicose veins. 1st instance found
2240	v_rel2	Char	13	51	817	related disease to varicose veins. 2nd instance found
2241	v_rel3	Char	13	46	405	related disease to varicose veins. 3rd instance found
2242	v_rel4	Char	14	44	209	related disease to varicose veins. 4th instance found
2243	v_rel5	Char	14	44	110	related disease to varicose veins. 5th instance found
2244	v_rel6	Char	15	42	44	related disease to varicose veins. 6th instance found
2245	v_rel7	Char	15	44	21	related disease to varicose veins. 7th instance found
2246	v_rel8	Char	15	34	8	related disease to varicose veins. 8th instance found
2247	v_rel9	Char	17	24	2	related disease to varicose veins. 9th instance found

Pos	Variable	Type	Min	Max	Nonmiss	Description
2248	v_cmt	Char	12	327	855	additional comments for varicose veins
2249	o_nrm01	Char	3	25	30018	normal organ or system. 1st instance found
2250	o_nrm02	Char	3	24	16858	normal organ or system. 2nd instance found
2251	o_nrm03	Char	3	23	9128	normal organ or system. 3rd instance found
2252	o_nrm04	Char	4	21	4826	normal organ or system. 4th instance found
2253	o_nrm05	Char	4	23	2355	normal organ or system. 5th instance found
2254	o_nrm06	Char	4	21	981	normal organ or system. 6th instance found
2255	o_nrm07	Char	3	18	383	normal organ or system. 7th instance found
2256	o_nrm08	Char	4	18	133	normal organ or system. 8th instance found
2257	o_nrm09	Char	4	24	49	normal organ or system. 9th instance found
2258	o_nrm10	Char	4	14	13	normal organ or system. 10th instance found
2259	o_nrm11	Char	4	14	9	normal organ or system. 11th instance found
2260	o_nrm12	Char	5	14	3	normal organ or system. 12th instance found
2261	o_nrm13	Char	14	14	1	normal organ or system. 13th instance found
2262	o_mea01	Char	8	55	1077	normal body part measurements. 1st instance found
2263	o_mea02	Char	8	47	1054	normal body part measurements. 2nd instance found
2264	o_mea03	Char	6	54	739	normal body part measurements. 3rd instance found
2265	o_mea04	Char	6	52	733	normal body part measurements. 4th instance found
2266	o_mea05	Char	7	57	548	normal body part measurements. 5th instance found
2267	o_mea06	Char	7	57	547	normal body part measurements. 6th instance found
2268	o_mea07	Char	13	38	365	normal body part measurements. 7th instance found
2269	o_mea08	Char	13	40	364	normal body part measurements. 8th instance found
2270	o_mea09	Char	8	52	271	normal body part measurements. 9th instance found
2271	o_mea10	Char	8	52	270	normal body part measurements. 10th instance found
2272	o_mea11	Char	10	42	219	normal body part measurements. 11th instance found
2273	o_mea12	Char	10	40	218	normal body part measurements. 12th instance found
2274	o_mea13	Char	13	41	163	normal body part measurements. 13th instance found
2275	o_mea14	Char	13	42	163	normal body part measurements. 14th instance found
2276	o_mea15	Char	13	38	134	normal body part measurements. 15th instance found
2277	o_mea16	Char	13	38	133	normal body part measurements. 16th instance found
2278	o_mea17	Char	13	33	98	normal body part measurements. 17th instance found
2279	o_mea18	Char	13	33	98	normal body part measurements. 18th instance found
2280	o_mea19	Char	14	29	70	normal body part measurements. 19th

Pos	Variable	Type	Min	Max	Nonmiss	Description
						instance found
2281	o_mea20	Char	14	30	69	normal body part measurements. 20th instance found
2282	o_mea21	Char	14	32	37	normal body part measurements. 21st instance found
2283	o_mea22	Char	14	29	37	normal body part measurements. 22nd instance found
2284	o_mea23	Char	14	32	25	normal body part measurements. 23rd instance found
2285	o_mea24	Char	14	32	25	normal body part measurements. 24th instance found
2286	o_mea25	Char	14	32	23	normal body part measurements. 25th instance found
2287	o_mea26	Char	14	31	23	normal body part measurements. 26th instance found
2288	o_mea27	Char	14	33	18	normal body part measurements. 27th instance found
2289	o_mea28	Char	14	35	18	normal body part measurements. 28th instance found
2290	o_mea29	Char	15	27	13	normal body part measurements. 29th instance found
2291	o_mea30	Char	15	27	13	normal body part measurements. 30th instance found
2292	o_mea31	Char	16	26	6	normal body part measurements. 31st instance found
2293	o_mea32	Char	15	26	5	normal body part measurements. 32nd instance found
2294	o_mea33	Char	15	23	5	normal body part measurements. 33rd instance found
2295	o_mea34	Char	15	23	5	normal body part measurements. 34th instance found
2296	o_mea35	Char	14	14	1	normal body part measurements. 35th instance found
2297	o_mea36	Char	14	14	1	normal body part measurements. 36th instance found
2298	x_ext11	Char	16	473	1393	extra information 1. 1st instance found
2299	x_ext12	Char	82	416	24	extra information 1. 2nd instance found
2300	x_ext13	Char	20	415	8	extra information 1. 3rd instance found
2301	x_ext14	Char	188	412	3	extra information 1. 4th instance found
2302	x_ext21	Char	14	438	170	extra information 2. 1st instance found
2303	x_ext22	Char	28	422	19	extra information 2. 2nd instance found
2304	x_ext23	Char	210	417	6	extra information 2. 3rd instance found
2305	x_ext24	Char	401	406	2	extra information 2. 4th instance found
2306	x_ext31	Char	31	436	71	extra information 3. 1st instance found
2307	x_ext32	Char	68	415	13	extra information 3. 2nd instance found
2308	x_ext33	Char	289	427	5	extra information 3. 3rd instance found
2309	x_ext34	Char	122	356	2	extra information 3. 4th instance found
2310	x_ext41	Char	95	436	39	extra information 4. 1st instance found
2311	x_ext42	Char	176	412	9	extra information 4. 2nd instance found
2312	x_ext43	Char	199	410	4	extra information 4. 3rd instance found

XI. History of the Civil War Pension Laws

Matthew Sanders

A. Introduction

Throughout the war, the years of reconstruction, and the early twentieth century, Congress continually modified Union Army pension legislation. Such legislation transferred an overtly disproportionate amount of funds to the Civil War pension system. Its trend was simple—more money for more veterans over time.

Of the 2,213,000 enlisted in the Union Army, 1,848,489 survived.[1] Soon after the war's end, the survivors organized the "Grand Army of the Republic" (GAR). These veterans became one of the most notoriously powerful lobbies in the history of the United States. The GAR and affiliated pension attorneys wielded so much political influence during their lifetimes that from 1864 to 1920, each major political party included Civil War pension proposals on their national party platforms.[2] While Union veterans were a declining percentage of the national population, government expenditures on their behalf increased remarkably. In 1870, $29,000,000 (9.4 percent) of government spending was appropriated to the pension system, though veterans represented less than 5 percent of the US population. By 1909, 24.2 percent ($164,826,287) of government expenditure went for pensions--more than for national defense or any other expenditure—though pensioners made up less than one percent of the population.[3] At one point, the federal government granted pensions to nearly half of Union veterans.[4]

How did the government pay for such a program? First, tax revenue from the Southern states helped pay for Union Army pensions, even though Confederate veterans were not eligible for benefits. Second, between 1866 and 1930, the federal government registered a budget surplus for 45 years (Census, 1961). Revenue from tariffs on imports helped maintain the budget surplus, which reduced the spending constraint on the expanding pension system. Members of the GAR, realizing the importance of the budget surplus, successfully lobbied for both maintenance of the tariff and increased pensions.

B. Beginnings

From the beginning of the Civil War, Congress promised Union Army Volunteers generous bounties and pensions for enlistment and war-related disabilities. Regardless of the "short, sweet war" predictions, after the First Battle of Bull Run/Manassas Junction Run fiasco on July 21, 1861, legislators knew it would be a costly war. Previous U.S. pension legislation had applied only to army regulars, but the need for volunteers developed into a need for a pension for volunteers. In keeping with promises made to volunteers, on July 22, 1861 Congress passed a law providing pensions for widows, orphans, and invalids. An immediate problem with this pension act was that it did not apply to volunteers who served in the First Battle of Bull Run/Manassas Junction.[5]

Congress issued an updated and expanded version of the 1861 pension law on July 14, 1862 that became known as the "General Law System." The 1862 Congress claimed it was "the most generous pension bill ever passed." Commissioner Barrett, the man in charge of the then obscure Pension Bureau,[6] estimated in 1862 that the "total annual sum required to carry out the law would in no year exceed $7,000,000."[7] His calculation was based on the prediction that the war would be of short duration.

C. The General Law System

On July 14, 1862 the U.S. Congress approved "an Act for the granting of pensions" for veterans of the Civil War.[8] The General Law established a system of ratings for disability which Congress modified throughout the following 60-70 years. Under this system, individuals only received pensions if their disabilities were war-related. "Invalids of the War of the Rebellion" were rated with respect to "total disability."[9] In 1862 this meant, "a total disability for the performance of manual labor requiring severe and continuous exertion."[10] Privates received a maximum of $8 per month for being totally disabled.[11] For any degree of disability less than total, veterans received a disability rating represented in fractional form, x/8. The numerator (x) represented a degree of disability less than total ($8). It also represented the amount in dollars that the veteran was to receive monthly for his disability. For example, a veteran who lost a finger in the war was rated "2/8 totally disabled" by the examination board and granted $2 for his pension.[12] Additional examples of fractional rates of "total" include: 1/4 (or 2/8) for the loss of a finger or one of the smaller toes, 3/8 for the

loss of an index finger or great toe, 1/2 (or 4/8) for the loss of sight in one eye, a single hernia, or the loss of a thumb, and 3/4 (or 6/8) for a double hernia.[13] Veterans filed claims with the Pension Bureau. The bureau appointed boards of surgeons who examined the claimants, assessed their physical condition, and rated them accordingly. Pension officials soon observed that many soldiers received wounds, diseases, and other ailments from the war that exceeded the magnitude of disability provided for under the "total disability" legislation. Examiners also found that many men suffered from war-related ailments not represented in the 1862 General Law. For example, measles, malaria, rheumatism, sunstroke, and other maladies were not pensionable under the system. Consequently, the Bureau of Pensions began granting pensions to veterans who had certain diseases based on their "equivalence in disability" to physical wounds. The Bureau of Pensions compiled huge lists of diseases and equated them to pensionable wound rates. As the lists of pensionable diseases and injuries increased, so did the number of pensioners. In Figure XI.1, Charts 1 and 2 illustrate the number of pensioners enlisted under amendments to the General Law system.

D. Pensions for Specific Disabilities

As men returned to civilian life without legs, arms, hearing, and sight, veterans and sympathizers proclaimed the $8 maximum allowable under the General Law not compensatory for such disabilities. By 1864, Congress believed that such disabilities deserved an amount greater than that allotted for "total disability." On July 4, 1864, Congress passed an act "supplementary to" the General Law, granting pensions of $20 to veterans "who lost both feet in the military service of the United States," and $25 to veterans who "lost both hands or both eyes."[14] The $25 rate also stipulated that the veteran "require the regular aid and attendance of another person."[15] With the passage of another supplementary act on March 3, 1865, veterans who lost "one foot and one hand" received a pension of $20 per month.[16]

On June 6, 1866, Congress increased appropriations again by classifying several more severe disabilities and awarding them each a substantial monthly sum. The pension awards to veterans with severe disabilities were classified as follows:

> Group 1: $25 to those veterans who "lost the sight of both eyes, or who shall have lost both hands, or been permanently and totally disabled in the same, or otherwise so permanently and totally disabled as to render them utterly helpless, or so nearly so as to require the constant personal aid of another person."
>
> Group 2: $20 to those veterans who "lost both feet, or one hand and one foot, or been totally and permanently disabled in the same, or otherwise so disabled as to be incapacitated for performing any manual labor, but not so much so as to require constant personal aid and attention."
>
> Group 3: $15 to those veterans who "lost one hand *or* one foot, or been totally and permanently disabled in the same, or otherwise so disabled as to render their inability to perform manual labor equivalent to the loss of a hand or a foot."[17]

The Act of June 8, 1872 increased rating groups 1, 2, and 3 to $31.25, $24, and $18 per month respectively. Congress later made modifications in rating groups 1 and 2 by moving the disability classification "loss of both feet" from group 2 to group 1.[18]

By 1873, the pension rating system required consolidation. So on March 3, 1873, Congress passed the "Consolidation Act" which converged the total disability ratings of the General Law (x/8) and the ratings for severe disabilities into a single text of legislation. While total disability ratings remained at $8, the law reiterated the 1872 rates for severe disabilities. The 1873 framework also assigned the names "grades" or "classes" to the rating groups for severe disabilities. In 1873, the dollars and definitions assigned to the classifications were as follows:

1. 1st grade
"The loss of both hands, the loss of both feet, the loss of the sight of both eyes, and the loss of the sight of one eye, the other eye having been previously lost, or a disability, whether caused by injury or disease, which is of a degree to compel the 'regular aid and attendance of another person,' are rated at *thirty-one dollars and twenty-five cents per month*."

2. 2nd grade
"The loss of one hand *and* one foot, the loss of a leg above the knee, in consequence of which the subject cannot wear an artificial limb, but is compelled to use a crutch or crutches as a means of walking, or a disability which, while not of a degree to compel 'the regular aid and attendance of another person,' disables the subject for the performance of any manual labor, are rated at *twenty-four dollars per month*."

3. 3rd grade
"The loss of one hand *or* one foot, or a disability which in its relations to manual labor is equivalent thereto, is rated at *eighteen dollars per month."*

Fractional rates of the 3rd grade
This translates into a disability greater than "total" [$8] but less than "loss of hand *or* foot" [$18]. It is the only one of the *grades* subject to fractional ratings. A disability (a private's) in excess of "total," and yet not "equivalent to the loss of a hand or foot," may be rated at ten, twelve, fourteen, or sixteen dollars, according to the degree of disability for manual labor, when compared with the disabling effect of the loss of a hand or foot." [Italics added]

Table XI.1 displays the rates established by the Bureau of Pensions (and not specified by law) as fractions of 3rd grade ratings. This list was used by examining surgeons to rate many disabilities and their equivalents.

Table XI.1: Surgeon's Disability Ratings

Disability	Rating
Anchylosis of shoulder	12/18
Anchylosis of elbow	10/18
Anchylosis of knee	10/18
Anchylosis of ankle	8/18
Anchylosis of wrist	8/18
Loss of sight of one eye	17/18
Deafness of both ears existing in a degree nearly total	27/30
Total deafness of one ear and severe of the other	25/30
Severe deafness of both ears	22/30
Total deafness of one ear and severe of the other	20/30
Nearly total deafness of one ear and slight of the other	15/30
Severe deafness of one ear and slight of the other	10/30
Total deafness of one ear	10/30
Nearly total deafness of one ear	6/30
Slight deafness of both ears	6/30
Loss of palm of hand and all the fingers, the thumb remaining	17/18
Loss of thumb, index, middle, ring fingers	17/18
Loss of thumb, index, and middle fingers	16/18
Loss of thumb, index, and little fingers	16/18
Loss of index, middle, and ring fingers	16/18
Loss of middle, ring, and little fingers	14/18
Loss of thumb and index finger	12/18
Loss of thumb and metacarpal bone	12/18
Loss of all the fingers, thumb and palm remaining	12/18
Loss of thumb and little finger	10/18
Loss of thumb	8/18
Loss of index and middle fingers	8/18
Loss of little and middle fingers	8/18
Loss of little and ring fingers	6/18
Loss of ring and middle fingers	6/18
Loss of index and little fingers	6/18
Loss of index finger	4/18
Loss of any other finger without complications	2/18
Loss of all the toes of one foot	10/18
Loss of great, second, and third toes	8/18
Loss of great toe and metatarsal	8/18
Loss of any other toe	6/18
Chopart's amputation of foot, with good results	14/18
Pirogoff's modification of Syme's	17/18
Well-marked varicocele	4/18
Small varicocele	2/18
Double inguinal hernia, each of which passes through the external ring	14/18

Disability	Rating
Inguinal hernia, which passes through the external ring	10/18
Double inguinal hernia, only one passing through the external ring	12/18
Inguinal hernia, which does not pass through the external ring	6/18
Femoral hernia	10/18

[Source: *Instructions to Examining Surgeons*, Bureau of Pensions, Washington, D.C., Government Printing Office, 1908, pp. 23-24]

4. Total

"Officers and privates may be rated for disabilities in any degree less than 'total' not below one-fourth; in the instance of a private the rate may be stated as one-fourth, three-eighths, one-half, five-eighths, three-fourths, seven-eighths, as the case requires; and, in like manner the rating of an officer's disability may be stated at any point from one-fourth to the full amount established by law, in accordance with the facts."[19]

Table XI.2: A Summary of Grades and Rates Based on the 1873 Act[20]

Grades	Rates	Fraction of 3rd	Rate	Fraction of Total	Rate
1st grade	$31.25	17/18 3rd grade	$17	8/8 or Total	$8
2nd grade	$24	16/18 3rd grade	$16	7/8 Total	$7
3rd grade	$18	15/18 3rd grade	$15	6/8 Total	$6
Total	$8	14/18 3rd grade	$14	5/8 Total	$5
		13/18 3rd grade	$13	4/8 Total	$4
		12/18 3rd grade	$12	3/8 Total	$3
		11/18 3rd grade	$11	2/8 Total	$2
		10/18 3rd grade	$10	1/8 Total	$1

NOTE: The fractional 3rd grade ratings often dropped below 10/18, and went down as far as 1/18 in some cases.

The total amount awarded for a "total 3rd grade disability" (18/18) increased from the original $18 in 1872 to $80 in 1927. Did the numerator in the x/18 fractional rating of 3rd grade represent a fraction of the new total 3rd grade rating [i.e., 14/18 of $24 in 1883 = $18.67]? The Pension Bureau responded in 1883 by explaining that "if the disability is not equivalent to the loss of a hand or a foot [18/18 of 3rd grade or total 3rd grade], even if it in excess of seventeen-eighteenths, no higher rate than $17 a month can be allowed."[21]

How did pensions affect the incomes of the veterans? A pension of $24 per month provided the veteran with $288 annually. In 1890 the average annual wage earned in manufacturing was only $439.[22] So a pension of $24 per month could make up 65 percent of average annual manufacturing wages. In today's dollars, such a pension would be equivalent to $3,744 annually.

E. Special Acts to Grant or Increase Pensions

Congress often granted original (new) pensions and pension increases to individuals through special acts. Veterans who did not receive pensions or those who considered their pensions "inadequate" under existing legislation appealed to their congressmen for special pensions. From 1861 to 1917, Congress granted a total of 53,283 of these special pensions to its constituents. In 1917 alone 21,474 individuals received pensions from special legislation, the total value of which was $6,722,900.[23] Some congressmen introduced the special acts as "private pension bills" which presidents often vetoed because of frivolity and blatant political moves. Most special acts, however, were deftly inserted into omnibus bills the president was virtually obligated to sign.[24]

Other special acts modified existing pension policy for groups of individuals. Congress eventually concluded that the degree of disability caused by injuries to legs and arms depended upon the location of the injury. The Act of March 3, 1883, for example, gave $30 per month to soldiers or sailors who "lost either an arm at or above the elbow, or a leg at or above the knee, or shall have been otherwise so disabled as to be incapacitated for performing any manual labor, but not so much as to require personal aid and attendance."[25]

On March 3, 1879, Congress voted to grant an increased pension of $37.50 to soldiers who lost a leg at the hip joint by amputation. Congress amended this rating on March 3, 1885 providing, "all soldiers and sailors of the United States who have had an arm taken off at the shoulder joint . . . shall have their pensions increased to the same amount that the law now gives to soldiers and sailors who have lost a leg at the hip-joint."[26] A veteran who had lost a limb at either the shoulder or hip joints could not fix a prosthesis to the limb because he had no stump for proper attachment. Congress consistently increased the rates of this special category of disability over time.

Many veterans complained of war-related deafness. Totally deaf veterans received special pensions through the Act of August 27, 1888. The act granted $30 per month to soldiers who were completely unable to hear "normal conversation" even at short distances. Fractional rates (x/30) were used thereafter to measure partial deafness. The law stipulated that soldiers afflicted with "partial deafness [were] to be paid the amount deemed equitable by the secretary of interior, determined by the degree of disability."[27] Later legislation increased the ratings for total and partial deafness.

F. The Disability Pension Act of 1890

The "Disability Pension" Act of June 27, 1890 introduced a new pension rating system. Length of military service became a factor of pensionable disability. The law reads,

> That all persons who served *ninety days or more* in the military or naval service of the United States during the late war of the rebellion and who have been honorably discharged therefrom, and who are now or may hereafter be suffering from a mental or physical disability of a permanent character, not the result of their own vicious habits, which incapacitates them from the performance of manual labor in such a degree as to render them unable to earn a support, shall, upon making due proof of the fact according to such rules and regulations as the Secretary of Interior may provide, be placed upon the list of invalid pensioners of the United States, and be entitled to receive a pension not exceeding twelve dollars per month, and not less than six dollars per month, proportioned to the degree of inability to earn a support.[28] [Italics added]

Disability rating under this law was based on the claimant's inability to earn support by manual labor and received a rate from $6 to $12.[29] The law's purpose was to subsidize the gap between the veteran's earned income and physical need. Pensionable cases included mental, physical, and other permanent disabilities, excluding conditions due to "vicious habits."[30] This system summed disability rates as hindrances to perform manual labor whereas the General Law system rated disabilities by degree.

Congress and groups throughout the nation heavily debated the passage of the 1890 law.[31] A variation of the service/disability act had previously been vetoed by President Grover Cleveland in 1887 despite substantial pressure to sign.[32] By rejecting the Dependent Bill of 1887, the president drew heavy criticism from the GAR. Cleveland argued that the bill included ambiguous wording and would be subject to greater abuses than previous pension legislation. His opposition arose in part because no one offered a clear estimate of the projected cost of the bill. Additionally, the act did not require that veterans' disabilities necessarily be linked to military service which, "for the favored class [the veterans], provided what was practically a species of paid-up insurance against bodily disability of a permanent character caused by accident or chronic disease."[33] The premium for the insurance was service in the military for ninety days.

In the 1888 presidential election claim agents, attorneys, the GAR, and profiteers campaigned hard against Cleveland. Benjamin Harrison defeated Cleveland by advocating that the nation be "very generous to the boys," and signed the "Disability Pension" bill into law on June 27, 1890. The number of pensioners increased dramatically. By 1900, 58 percent of veterans on the rolls of the Pension Bureau collected their pensions under the law of 1890.[34] Pension expenditures for the bill were significant. From 1891 to 1907, Pension Bureau spending for the act of 1890 was $1,058,152,294.02, easily making it the costliest of all Civil

War pension legislation.[35]

Those who had opposed the bill saw their predictions of abuse and excessive spending fulfilled. What was previously illegal under the General Law was commonplace under the 1890 law. For example, veterans summed minor disabilities to qualify for the $6 minimum pension. A veteran could combine "a $4 rating for rheumatism, a $2 rating for nasal catarrh, and a $2 rating for the loss of a little finger, and by reason of the aggregate of the disabilities receive an $8 a month pension."[36] This practice was done away with by the Department of the Interior in 1893.

G. The General Law and 1890 Systems Compared

Rates between the General Law and the 1890 law varied significantly. A veteran pensioned under the General Law system received anywhere from $1 to $125 per month, while an individual applying for a pension under the 1890 system could only receive between $6 and $12. For example, a person who suffered from total blindness in 1890 under the General Law system received $72 (1st Grade), while he could only receive $12 (maximum for any disability) in the 1890 system. Conversely, a veteran who received a 2/8 total disability ($2) under the General Law usually applied for a pension under the 1890 law, where the minimum was $6. The result was that thousands of veterans applied either for new pensions or for increased pensions under the 1890 Law. The number of pensioners drastically increased (See Charts 1 and 2 in Figure XI.1). The two systems functioned concurrently until the 1890 system was effectively replaced by the Act of 1907.

Congress made a modification to the General Law system on July 14, 1892. The act granted an intermediate rate to individuals who required "the frequent and periodical, though not regular and constant, personal aid and attendance of another person."[37] Individuals had to specifically show that they required aid in "such daily acts as dressing, undressing, and attending calls of nature."[38]

The Act of March 2, 1895 affected both systems. The act stipulated that any pensioners receiving less than $6 per month (for minor disabilities such as loss of one toe) have their pensions raised to the new minimum of $6 per month.[39] This entitled lightly disabled men to life-long pensions nearly equal to those awarded in 1862 to men who had lost both feet [$8]. The minimum pension law established a pension floor which increased government costs significantly--by 1893, 41 percent of government expenditures went to veteran pensions.[40] Figure XI.1, Charts 3 and 4, illustrate the increase in cost to the Pension Bureau by each major legislative act. The charts are located at the end of this section.

Figure XI.1: Charts

Chart 1: Number of Pensioners

The sharp drop of the 1890 system in 1907-8 was due in part to the Act of 1907 and in part to the Widow's Pension Act of 1908, to which most widows changed. The act gave the widows a minimum of $12 per month and an additional $2 per month for each dependent child.[41]

Chart 2: Pensioners under the Various Systems

This chart is a cumulative representation of pensioners under the various pension systems. The areas of each category sum up to the total number of pensioners. From 1865-90, the data on number of pensioners was in five year increments, thus the steep incline of the graph. Of special note is the Widow's Pension of 1908.[42]

Chart 3: Expenditures of Veteran's Administration and Predecessor Agencies[43]

Chart 4: Civil War Pension Expenditures[44]

Chart 5: Expenditure Per Veteran Pensioner[45]

H. Later Changes in the Pension Laws

1. Roosevelt's Executive Order for Old Age Pensions

In a shrewd political move, President Teddy Roosevelt issued Executive Order No. 78 in 1904. The order gave the Pension Bureau authorization to grant disability pensions based on the age of the veteran. Any veteran over 62 years of age became eligible for a pension on the grounds that, "old age is an infirmity the average nature and extent of which the Pension Bureau has established with reasonable certainty."[46] The bureau granted pensions as follows: a veteran over 62 years of age was considered to be one-half disabled and entitled to receive a pension of $6 for life; after 65 years of age, $8; and after 70 years of age, $12. The system functioned within the 1890 framework of "disability to perform manual labor," and was precedent for later legislative action in 1907, 1912, and 1918 that increased pensions for old age. The order cost the U.S. Treasury $25 million between 1904 to 1909.[47]

2. Service and Age Pension System After 1907

The next landmark act, approved on February 6, 1907, was called the "Service and Age Pension." The 1904 order equated age and disability based on the 1890 rating scheme. The 1907 act, however, granted pensions based on the veteran's age and length of service and developed a unique system. Any veteran who had served ninety days or more and was over 62 could receive a pension due to the "permanent specific disability" of old age.[48] The 1907 system awarded veterans aged 62-69 a pension of $12, veterans aged 70-74 a pension of $15, and veterans 75 years or older a pension of $20. Many veterans understandably switched from the 1904/1890 system to the 1907 system and the Service and Age pension system soon overshadowed the General Law and 1890 systems in numbers of pensioners. The Act of 1907 also caused a noticeable increase in government expenditures.[49] (See Figure XI.1, Charts 1-5).

3. The Service-and-Age Act of 1912

By 1912, surviving veterans were five years older and had long been demanding increases in Service and Age pensions. In response to veteran political pressure, President William Howard Taft signed a bill on May 11, 1912 extending the 1907 rating schedule of Service and Age pension.[50] The tables in Figure XI.1 succinctly illustrate that the longer an old veteran served in the war, the larger the pension, regardless of disabilities incurred during that service. For example, a soldier who had served for 2 years and was 70 years old received a pension of $23 per month. The Service-and-Age Act of 1912 cost the treasury more per year than any other Civil War pension law, increasing expenditures from $153 million to $174 million from 1912 to 1913.[51] Legislation after 1912 was essentially a modification to this system. The acts of 1917, 1918 and 1920 all awarded automatic increases in pension ratings for age and service.

4. Other Service-and-Age Bills

In 1918 and 1920, Congress increased the allowable rates to Service and Age pensions. The laws claimed that "any veteran receiving less in another system [i.e., the General and 1890 laws] deserve no less than the allotted minimum," under the Service and Age system.[52]

I. Pension Ratings by Age and Length of Service

Table XI.3: Automatic Pension Rating for Age and Service--Act of May 11, 1912 by Length of Service[53]

Age	90 Days	6 Mos.	1 Yr.	1 1/2 Yr.	2 Yr.	2 1/2 Yrs.	3 Yrs.
62	$13.00	$13.50	$14.00	$14.50	$15.00	$15.50	$16.00
66	$15.00	$15.50	$16.00	$16.50	$17.00	$18.00	$19.00
70	$18.00	$19.00	$20.00	$21.50	$23.00	$24.00	$25.00
75	$21.00	$22.50	$24.00	$27.00	$30.00	$30.00	$30.00

Table XI.4: Increase of Service-and-Age Pensions--Act of June 10, 1918 by Length of Service[54]

Age	90 Days	6 Mos.	1 Yr.	1 1/2 Yr.	2 Yrs.	2 1/2 Yrs.	3 Yrs.
Any	$30						
72		$32.00	$35.00	$38.00	$40.00	$40.00	$40.00


Chart 1: Number of Pensioners
No. of Pensioners
0
100000
200000
300000
400000
500000
600000
700000
Year
1865 1870 1875 1880 1885 1891 1892 1893 1894 1895 1896 1897 1898 1899 1900 1901 1902 1903 1904 1905 1906 1907 1908 1909 1910 1911 1912 1913 1914 1915 1916 1917
GenLaw
Act of 1890
Act of 1907
Act of 1912


Chart 2: Pensioners Under the Various Systems
Indicates Total # of Pensioners
Widows change to 1908 system
# of Pensioners
Year
Invalids-GenLaw
Widows & Dep.-GenLaw
Invalids-1890
Widows-1890
Act of 1907
Widows Act of 1908
Act of 1912

Chart 3: Expenditures of V.A. and Predecessor Agencies

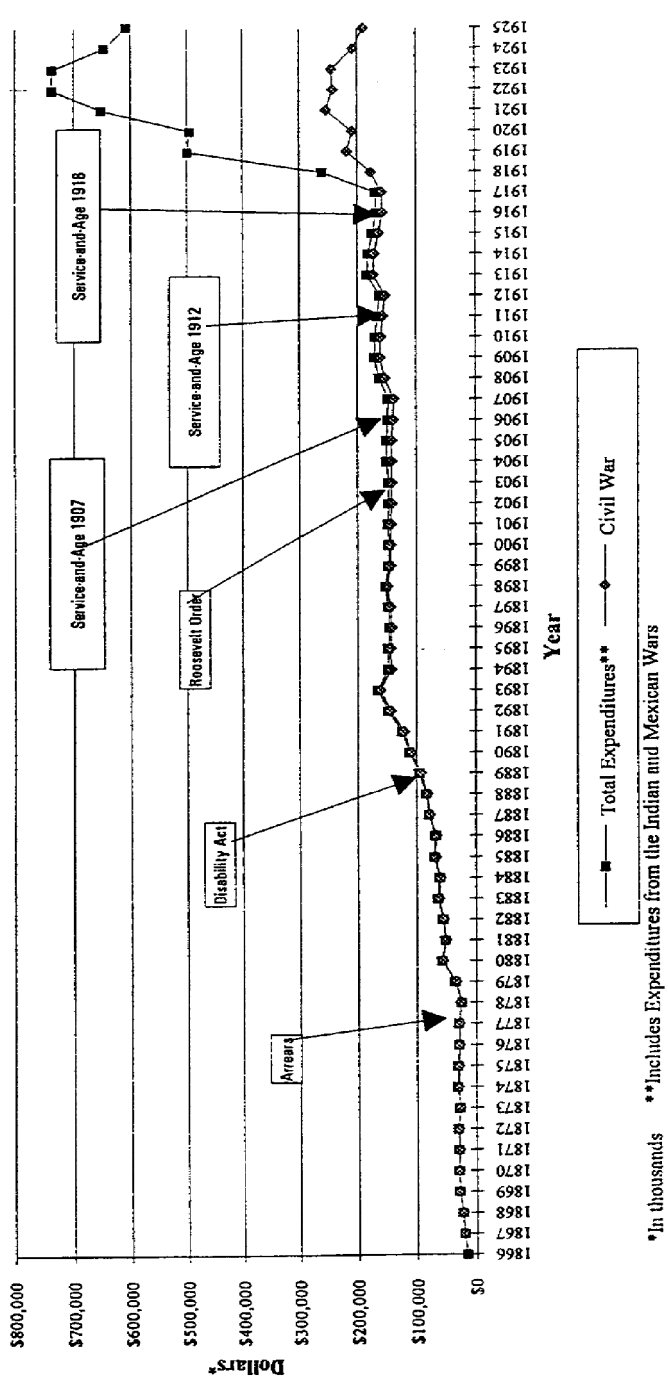

*In thousands **Includes Expenditures from the Indian and Mexican Wars

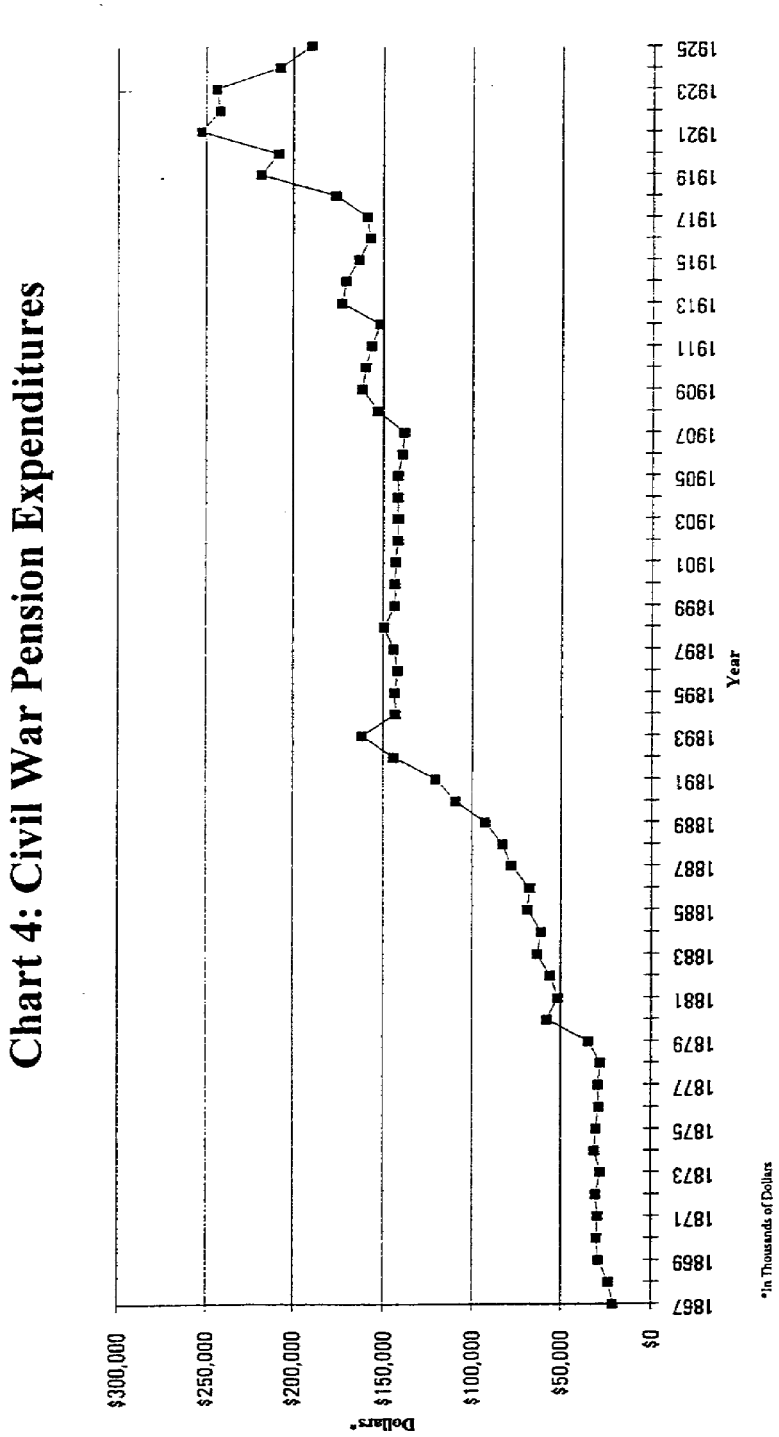
Chart 4: Civil War Pension Expenditures
$300,000
$250,000
$200,000
$150,000
$100,000
$50,000
$0
Dollars*
1867
1869
1871
1873
1875
1877
1879
1881
1883
1885
1887
1889
1891
1893
1895
1897
1899
1901
1903
1905
1907
1909
1911
1913
1915
1917
1919
1921
1923
1925
Year
*In Thousands of Dollars

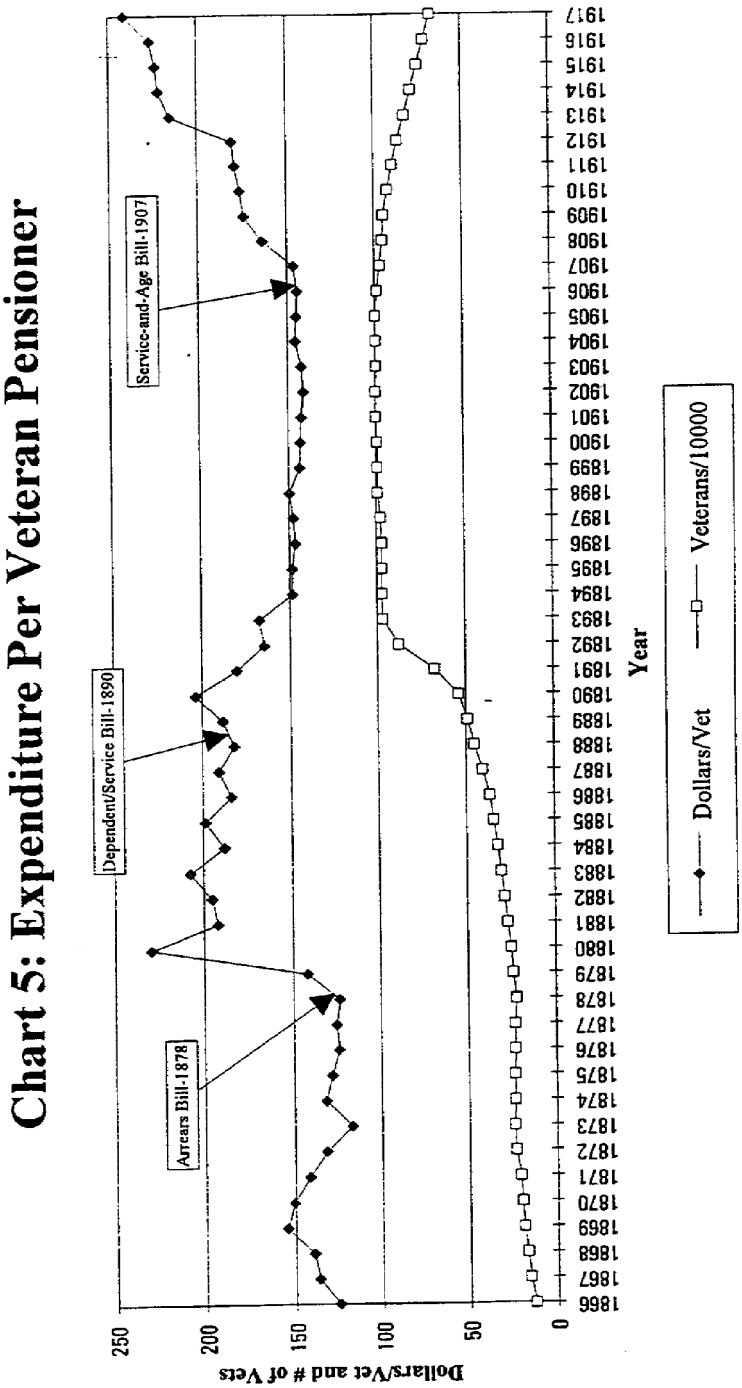
Chart 5: Expenditure Per Veteran Pensioner
Dependent/Service Bill-1890
Service-and-Age Bill-1907
Arrears Bill-1878
Dollars/Vet and # of Vets
250
200
150
100
50
0
Year
1866
1867
1868
1869
1870
1871
1872
1873
1874
1875
1876
1877
1878
1879
1880
1881
1882
1883
1884
1885
1886
1887
1888
1889
1890
1891
1892
1893
1894
1895
1896
1897
1898
1899
1900
1901
1902
1903
1904
1905
1906
1907
1908
1909
1910
1911
1912
1913
1914
1915
1916
1917
Dollars/Vet
Veterans/10000

J. Works Cited

1. Bodenger, Robert G. (1971) *Soldiers' Bonuses: A History of Veterans' Benefits in the United States 1776-1967*. Ph.D. diss., Pennsylvania State University

2. Catton, Bruce (1981) *Reflections on the Civil War*. Edited by John Leekely. New York: Doubleday and Co.

3. Costa, Dora L. (1992) "Civil War Pensions." Center for Population Economics, University of Chicago.

4. Curtis, Frank B., and William H. Webster, eds. (1888) *Digest of Pension Law: Decisions, Rulings, Orders, Etc., 1885.* Washington, D.C. : Government Printing Office.

5. Glasson, William H. (1918) *Federal Military Pensions in the United States.* Carnegie Endowment for International Peace, Division of Economics and History. New York: Oxford University Press.

6. McPherson, James M. (1988) *Battle Cry of Freedom: the Civil War Era.* New York: Oxford University Press.

7. Mitchell, Reid (1988) *Civil War Soldiers.* New York: Viking Press.

8. Oliver, John William (1917) *History of the Civil War Military Pensions, 1861-1885. History Series,* No. 844. Vol. 4, No. 1, pp. 1-120. Madison, WI: Bulletin of the University of Wisconsin.

9. U.S. Bureau of Census (1960) *Historical Statistics of the United States, Colonial Times to 1957.* Washington, D.C.: Government Printing Office.

10. U.S. Bureau of Pensions (1873) *Instructions to Examining Surgeons.* Washington, D.C.: Government Printing Office.

11. U.S. Bureau of Pensions (1908) *Instructions to Examining Surgeons.* Washington, D.C.: Government Printing Office.

12. U.S. Congress. House (1874) *Report of the Commissioner of Pensions for 1874*. 43rd Cong., 2nd sess. H. Ex. Doc. 1, Part. 5, 661.

13. U.S. Congress. Senate (1932) *Federal Laws Relating to Veterans of Wars of the United States* (Annotated). 72nd Cong., 1st sess., August 1, 1932. S. Doc. 131.

K. Notes

[1] Bureau of Census, *Historical Statistics of the United States, Colonial Times to 1957* (Washington, D.C.: Government Press, 1960), 735.

[2] Donald Bruce Johnson and Kirk H. Porter, The National Party Platforms, 1850-1940 (Chicago: University of Illinois, 1973).

[3] *Statistics*, 739.

[4] Glasson, 273.

[5] Glasson, 124; *Federal Laws,* 67.

[6] John William Oliver, *History of the Civil War Military Pensions, 1861-1885*, History Series, No. 844. Vol. 4, No. 1 (Madison, WI: Bulletin of the University of Wisconsin, 1915), 5.

[7] Glasson, 129.

[8] Frank Curtis and William Webster, eds., *Digest of Pension Laws, Decisions, Rulings, Orders, Etc.-1885* (Washington, D.C.: Government Printing Office, 1885), 494.

[9] Ibid., 494.

[10] "The words 'any manual labor' occurring in the Act of June 6, 1866, and the Act of June 8, 1872, have been construed to include also the lighter kinds of labor which require education and skill." House, *Report of the Commissioner of Pensions for 1874*, 43rd Cong., 2nd sess., H Ex. Doc. 1, Part 5, 661. See also Glasson, 130.

[11] Officers, surgeons, paymasters, provost-marshals, chaplains, quarter-masters, and many others received substantially more under the general law for total disability than did privates. Bureau of Pensions, *Instructions to Examining Surgeons* (Washington, D.C.: Government Printing Office, 1908), 22; Dora L. Costa, "Civil War Pensions," Center for Population Economics, University of Chicago, March 6, 1992, 3.

[12] The fractions 2/8, 4/8, and 6/8 were often reduced to 1/4, 1/2, and 3/4 respectively.

[13] *Instructions* (1908), 7.

[14] Curtis and Webster, 500.

[15] Ibid., 501.

[16] Ibid., 505

[17] Ibid., 506.

[18] Ibid., 525.

[19] Bureau of Pensions, *Instructions to Examining Surgeons for Pensions* (Washington, D.C.: Government Printing Office, 1873), 6-7.

[20] Ibid.

[21] Glasson, 137.

[22] Bureau of Census, *Historical Statistics*, Series D-605, 92.

[23] Glasson, 280.

[24] Ibid., 280.

[25] Senate, *Federal Laws Relating to Veterans of Wars of the United States (Annotated)* (Washington, D.C.: Government Printing Office, 1932), 61.

[26] Ibid., 61.

[27] *Federal Laws*, 61.

[28] Glasson, 234.

[29] *Instructions* (1908), 20.

[30] Michael Pilgrim, Ph.D., Director of the National Archives Military History branch defined vicious habits as "smokin', drinkin', and whorin'."

[31] Robert G. Bodenger, "Soldiers' Bonuses: A History of Veterans' Benefits in the United States, 1776-1967" (Ph.D. diss., Pennsylvania State University, 1971), 114-15.

[32] Glasson, 210-17.

[33] Ibid., 236.

[34] Costa, 5.

[35] Glasson, 270.

[36] Ibid., 239.

[37] "Establishment of an intermediate rate between $30 and $72 for those who require *frequent and periodical, though not regular and constant*, personal aid and attendance of another person. The rate of pension authorized to be paid when an invalid is so disabled as to require the frequent and periodical, though not regular and constant, personal aid and attendance of another person, may be awarded when it is shown that the need for aid or attendance is a personal one and predicated upon the actual requirement of personal assistance from another person. It must be shown that there is a need for aid at frequent and periodical intervals, such as assistance to the disabled person to dress and undress or bathe and keep himself ordinarily clean and presentable or retire and arise from bed or feed himself or attend to the wants of nature or dress inaccessible wounds or injuries or make periodic adjustments of prosthetic or orthopedic appliances, which by reason of the particular disability can not be done without aid (this will not include the adjustment of appliances which normal persons would not be able to adjust without aid, such as support belts, lacing at the back, etc.), or protect himself from hazards of dangers incident to his daily environment. If the evidence presented shows that the need of an attendant is occasional or precautionary, the increased rate of pension may not be awarded. The fact that a pensioner takes two or more rest periods, daily, is under the supervision of a nurse, or has a physician in attendance, does not conclusively show that he needs or requires the frequent and periodical aid and attendance of another person. The criteria above set forth do not preclude a determination of the need or requirement for regular aid and attendance." *Federal Laws*, 62. [italics added]

[38] *Instructions* (1908), 19.

[39] This act increased 45,000 pensions automatically. Rates of 5/8 ($5) and below previously effective under the 1862 General Law system were done away with. Glasson, 135-36. The act was not retroactive. *Federal Laws*, 62.

[40] In 1870, total government expenditures were $309,654,000, while appropriations to the pension system were only $29,000,000. By 1893, government expenditures had only increased to $383,478,000 but pension expenditures had risen to $157,000,000. Bureau of Census, *Historical Statistics*, Series Y-255, and Y-832-33, 711, 741.

[41] Glasson, 144, 271-72; *Federal Laws*, 67.

[42] Glasson, 144, 271-72.

[43] *Historical Statistics*, Series Y-801, Y-803, Y-804, Y-805, 139.

[44] Ibid, 139.

[45] Ibid., 139.

[46] Bodenger, 126.

[47] Ibid., 126.

[48] Ibid,. 63.

[49] **A note on the aggregation of disabilities**. By 1908, the Pension Bureau decided that disability rates were not to be aggregated. They instructed doctors that rates of disabilities were comparative rates, not absolute disability. Specific instructions were as follows:

> Grade rates can not be made by adding together the rates for minor disabilities, and the surgeons will not make such additions. It is, however, proper to state at the bottom of the certificate that, in the opinion of the board, the sum of the disabilities (not the sum of the rates) is equivalent to the loss of a hand or foot as far as manual labor is concerned, or that the sum of the disabilities totally disqualifies the pensioner for manual labor, etc., as the case may require. Such a statement must not, however, exclude a separate rating for each disability.

Thus ended the aggregation of disabilities for rating.

[50] Ibid., 129; Glasson, 257.

[51] Glasson, 273.

[52] *Federal Laws*, 82. Minimum Rate Act of May 1, 1920: Any soldier honorably discharged for any disability to receive minimum of $50 per month regardless of age and time served in the military.

[53] Increases in veterans' service-and-age pensions became automatic by the Act of March 4, 1913. No applications for increases were necessary after that date. Glasson, 258.

[54] *Federal Laws*, 82.

XII. Selected Bibliography

A. Published or Accepted for Publication

1. _____. (Forthcoming) "The Wage and the Length of the Work Day: From the 1890s to 1991," *Journal of Labor Economics*.

2. Costa, D.L. (1999) "A House of Her Own: Old Age Assistance and the Living Arrangements of Older Nonmarried Women," *Journal of Public Economics* 72: 39-59.

3. _____. (1998) *The Evolution of Retirement: An American Economic History.* Chicago: University of Chicago Press.

4. _____. (1998) "The Evolution of Retirement: Summary of a Research Project," *American Economic Review* 88(2): 232-36.

5. _____. (1998) "Unequal at Birth: A Long-Term Comparison of Income and Birth Weight," *Journal of Economic History* 58: 987-1009.

6. _____. (1998) "The Unequal Work Day: A Long-Term View," *American Economic Review* 88(2): 330-34.

7. _____. (1997) "Displacing the Family: Union Army Pensions and Elderly Living Arrangements," *Journal of Political Economy* 105: 1269-92.

8. _____. (1996) "Health and Labor Force Participation of Older Men, 1900-1991," *Journal of Economic History* 56: 62-89

9. _____. (1995) "Agricultural Decline and the Secular Trend in Retirement Rates," *Explorations in Economic History* 32: 540-52.

10. _____. (1995) "Pensions and Retirement: Evidence from Union Army Veterans," *Quarterly Journal of Economics* 110: 297-320.

11. _____. (1993) "Height, Wealth, and Disease among the Native Born in the Rural, Antebellum North," *Social Science History* 17: 355-83.

12. _____. (1993) "Height, Weight, Wartime Stress, and Older Age Mortality: Evidence from the Union Army Records," *Explorations in Economic History* 30: 424-49.

13. Costa, D. L. and Steckel, R.H. (1997) "Long-Term Trends in Health, Welfare, and Economic Growth in the United States." In *Health and Welfare during Industrialization,* ed. R. Floud and R. H. Steckel, 47-89. Chicago: University of Chicago Press for NBER.

14. Fogel, R. W. (1999) *The Fourth Great Awakening and the Future of Egalitarianism*. Chicago: University of Chicago Press.

15. _____. (1999) "Catching Up with the Economy," *American Economic Review* 89:1-21.

16. _____. (1998) "Have the Extent and the Impact of Chronic Malnutrition Been Underestimated? A Theory of Technophysio Evolution and Its Implications for Nutritional Standards." In *Contemporary Economic Issues: Proceedings of the Eleventh World Congress of the International Economics Association, Tunis*, vol. 2*, Labour, Food and Poverty*, ed. Y. Mundlak, 103-31. Houndmills, Basingstoke, Hampshire: Macmillan, in association with the

International Economic Association.

17. _____. (1997) “Economic and Social Structure for an Ageing Population,” *Philosophical Transactions of the Royal Society of London*, ser. B., 352: 1905-17.

18. _____. (1997) “New Findings on Secular Trends in Nutrition and Mortality: Some Implications for Population Theory.” In *Handbook of Population and Family Economics*, ed. MR Rosenzweig and O Stark, 435-86. Amsterdam: Elsevier Science.

19. _____. (1994) “The Relevance of Malthus for the Study of Mortality Today: Long-Run Influences on Health, Mortality, Labour Force Participation and Population Growth.” In *Population, Economic Development, and the Environment*, ed. P. Dasgupta, 231-84. Oxford: Oxford University Press.

20. _____. (1994) “Economic Growth, Population Theory, and Physiology: The Bearing of Long-Term Processes on the Making of Economic Policy.” In *Les Prix Nobel 1993*; reprinted in *American Economic Review* 84: 369-95.

21. _____. (1993) “New Sources and New Techniques for the Study of Secular Trends in Nutritional Status, Health, Mortality, and the Process of Aging,” *Historical Methods* 26: 5-43.

22. Fogel, R. W. and Costa, D. L. (1997) “A Theory of Technophysio Evolution, with Some Implications for Forecasting Population, Health Care Costs, and Pension Costs.” *Demography* 34: 49-66.

23. Haines, M. (Forthcoming) “Malthus and North America: Was the United States Subject to Economic-Demographic Crises?” In *Population and Economy: From Hunger to Modern Population Growth*, ed. T Bengtsson and O Saito. New York: Oxford University Press.

24. _____ (1998) “Estimated Life Tables for the United States: 1850-1910,” *Historical Methods* 31: 149-69.

25. _____. (1998) “Health, Height, Nutrition, and Mortality: Evidence on the ‘Antebellum Puzzle’ from the Union Army Recruits for New York State and the United States” In *The Biological Standard of Living in Comparative Perspective*, ed. J. Komlos and J. Baten. Stuttgart: Franz-Steiner-Verlag, 1998.

26. Lee, C. (2000) “The Relationship of the Growth in Income Inequality to the Organization of Work and the Structure of Consumption,” appendix 5.5 in R. W. Fogel, *The Fourth Great Awakening and the Future of Egalitarianism*. Chicago: University of Chicago Press.

27. _____. (1999) “Selective Assignment of Military Positions in the Union Army: Implications for the Impact of the Civil War,” *Social Science History* 23:67-97.

28. _____. (1998) “Long-Term Unemployment and Retirement in Early-Twentieth-Century America,” *Journal of Economic History* 58: 844-56.

29. _____. (1998) “The Rise of the Welfare State and Labor-Force Participation of Older Males: Evidence from the Pre-Social Security Era,” *American Economic Review* 88(2): 222-26.

30. _____. (1997) “Socioeconomic Background, Disease, and Mortality among Union Army Recruits: Implications for Economic and Demographic History,” *Explorations in Economic History* 34: 27-55.

31. Pope, C. L. (Forthcoming) “Inequality in the Nineteenth Century.” In *Cambridge History of the*

United States, ed. S. L. Engerman and R. E. Gallman. Cambridge: Cambridge University Press.

32. _____. (1999) "Social Mobility, Free Labor and the American Dream." In *The Terms of Labor*, ed. S.L. Engerman. Stanford: Stanford University Press.

33. Pope, C. L. and Wimmer, L. (1998) "Aging in the Early Twentieth Century," *American Economic Review* 88(2): 217-21.

34. Wilson, S.E. and Nguyen, L. L. (1998) "Secular Trends in the Determinants of Disability Compensation," *American Economic Review* 88(2): 227-31.

B. Books in Progress

1. Fogel, R. W., *The Escape from Hunger and Premature Mortality: Europe, America and the Third World 1700-2100*, The 1996 Ellen McArthur Lectures, in progress.

2. Fogel, R. W. and Floud, R. A., *Theory of Multiple Equilibria between Populations and Food Supplies: Nutrition and Mortality in France, Britain, and the United States, 1700-1980*, in progress.

C. Dissertations

1. Kim, J. (1996) *Economic and Biomedical Implications of Waaler Surfaces: A New Perspective on Height, Weight, Morbidity, and Mortality*, The University of Chicago.

2. Lee, C. (1996). *Essays on Wealth and Retirement in the U.S., 1850-1990*, The University of Chicago.

3. Wilson, S. E. (1997) *Essays on the Economics of Chronic Disease*, The University of Chicago.

D. Data User's Manuals (available through the ICPSR)

Center for Population Economics, Graduate School of Business, The University of Chicago and Department of Economics, Brigham Young University

1. _____. (1996) Public Use Tape on the Aging of Veterans of the Union Army. Second Installment: Military, pension, and Medical Records: Ohio and Pennsylvania Regiments, 1820-1940.

2. _____. (1996) Public Use Tape on the Aging of Veterans of the Union Army. Version S-O (Advance Release): Surgeons' Certificates: Ohio and Pennsylvania Regiments, 1820-1940.

3. _____. (1998) Public Use Tape on the Aging of Veterans of the Union Army. Version C-2: U.S. Federal Census Records: Connecticut, Delaware, District of Columbia, Illinois, Iowa, Kansas, Kentucky, Maine, Maryland, Massachusetts, Michigan, Minnesota, Missouri, New Hampshire, New Jersey, New York, Ohio, Pennsylvania, Vermont, and West Virginia Regiments 1850, 1860, 1900, 1910.

4. _____. (1998) Public Use Tape on the Aging of Veterans of the Union Army. Version M-4: Military, Pension, and Medical Records: Connecticut, Delaware, District of Columbia, Illinois, Iowa, Kansas, Kentucky, Maine, Maryland, Massachusetts, Michigan, Minnesota,

Missouri, New Hampshire, New York, Ohio, Pennsylvania, Vermont, and West Virginia Regiments, 1820-1940.

E. Working Papers

1. Costa, D. L. (1997) “Less of a Luxury: The Rise of Recreation since 1888,” NBER Working Paper No. 6054 (June).

2. Fogel, R. W. (1997) “The Global Struggle to Escape from Chronic Malnutrition since 1700” (May, revised October).

3. _____. (1997) “Using Secular Health Trends to Forecast the Scope of the Retirement and Health Problems in 2040 and Beyond” (August).

4. Haines, M. (1995) “Fertility and Marriage in New York State in the Era of the Civil War,” NBER Historical Paper No. 70 (July).

5. Lee, C. (in progress) “Labor Market Status of Older Males in the United States, 1880-1940.”

6. _____. “The Expected Length of Retirement in the United States, 1850-1990” (submitted to *Historical Methods*).

7. _____. “Farm Value and Retirement of Farm Owners in Early-Twentieth-Century America” (submitted to *Explorations in Economic History*).

8. _____. (1998) “Life Cycle Savings in the United States, 1900-1990” (October).

9. _____. (1994) “Hedonic Index of Wartime Mortality and Older Age Mortality” (July).

10. Wilson, S. E. (1999) “Regional and Occupational Variation in the Prevalence of Chronic Respiratory Conditions in the Industrial Revolution.”

11. _____. (1999) “Inter-Spousal Correlations in Health Status: New Evidence from the Health and Retirement Survey.” To be presented at the Population Association of America meetings in New York, 1999.

12. _____. (1998) “Disability and Mortality at the Turn of the Century: New Lessons from Old Data.” Presented at the Population Association of America meetings in Chicago, IL, 1998.

13. _____. (1998) “Work and the Accommodation of Chronic Illness: A Re-examination of the Health-Labor Supply Relationship,” (under review).

14. _____. (1994) "The Reliability of Self-Reported Health Statistics: A Comparison Test Using Chronic Conditions in NHANES and NHIS" (August).

15. Wilson, S. E. and Rudberg, M. (1996) “The Natural History of Congestive Heart Failure: 19th and 20th Century” (October).

16. Wilson, S. E., Nguyen, L. L., Mittendorf, R., and Rudberg, M. (1999) “The Epidemiology of Congestive Heart Failure: Lessons from the Past.”

XIII: Subject Index to Variables

This index provides pointers to various pieces of information about each variable referenced in this document as follows:

1) The *screen* (Scr.) refers to the data collection screens; templates of the collection screen are in Section **IV**.

2) The *variable group* (VG) number indicates the grouping of variables with similar content; detail on variable groups is found in Section **VI**.

3) The *table* number refers to the tables in Section **VII**, which documents codes and abbreviations.

Name	Scr.	VG	Table	Name	Scr.	VG	Table

ENTRY/RECRUIT INFORMATION

Quality codes

a_ageqc	1	1.A	1
a_blprqc	1	1.A	1
a_brdqc	1	1.A	1
a_brthqc	1	1.A	1
a_cltqc	1	1.A	1
a_hgtqc	1	1.A	1
a_milqc1	1	1.A	1
a_milqc2	1	1.A	1
a_milqc3	1	1.A	1
a_milqc4	1	1.A	1
a_milqc5	1	1.A	1
a_occqc1	1	1.A	1
a_occqc2	1	1.A	1
a_tempqc	1	1.A	1
a_wgtqc	1	1.A	1
a_xmdtqc	1	1.A	1

Name

a_recnm1	1	1.B	
a_recnm2	1	1.B	
a_recnm3	1	1.B	

Application Type

a_apptyp	1	1.D	

Board & Claimant Address

Military Information

a_milqc1	1	1.A	1
a_milqc2	1	1.A	1
a_milqc3	1	1.A	1
a_milqc4	1	1.A	1
a_milqc5	1	1.A	1
a_mlcmp1	1	1.E	
a_mlcmp2	1	1.E	
a_mlcmp3	1	1.E	
a_mlcmp4	1	1.E	
a_mlcmp5	1	1.E	
a_mlrgt1	1	1.E	
a_mlrgt2	1	1.E	
a_mlrgt3	1	1.E	
a_mlrgt4	1	1.E	
a_mlrgt5	1	1.E	
a_mlsta1	1	1.E	2
a_mlsta2	1	1.E	2
a_mlsta3	1	1.E	2
a_mlsta4	1	1.E	2
a_mlsta5	1	1.E	2
a_mlrnk1	1	1.E	5
a_mlrnk2	1	1.E	5
a_mlrnk3	1	1.E	5
a_mlrnk4	1	1.E	5
a_mlrnk5	1	1.E	5
a_mldsc1	1	1.E	6
a_mldsc2	1	1.E	6
a_mldsc3	1	1.E	6
a_mldsc4	1	1.E	6

Name	Scr.	VG	Table
a_brdcnt	1	1.F	
a_brdcty	1	1.F	
a_brdqc	1	1.A	1
a_cltcnt	1	1.F	
a_cltcty	1	1.F	
a_brdst	1	1.F	2
a_brdstr	1	1.F	2
a_cltqc	1	1.A	1
a_cltst	1	1.F	2
a_cltstr	1	1.F	4

Examination Date

a_xmdate	1	1.G	
a_xmdtqc	1	1.A	1

Previous Pension Rating

a_prated	1	1.H	
a_pratef	1	1.H	
a_ratfor	1	1.H	

Birthplace and Age

a_age	1	1.I	
a_ageqc	1	1.A	1
a_brtcnt	1	1.I	
a_brtcty	1	1.I	
a_brthst	1	1.I	2
a_brthqc	1	1.A	1

Height, Weight, Appearance

a_hgtft	1	1.J	
a_hgtin	1	1.J	
a_hgtqc	1	1.A	1
a_marks	1	1.J	
a_weight	1	1.J	
a_wgtqc	1	1.A	1
a_complx	1	1.J	3
a_eyes	1	1.J	3
a_hair	1	1.J	3

Occupation and Description

a_occod1	1	1.K	
a_occod2	1	1.K	
a_occod3	1	1.K	
a_occod4	1	1.K	
a_occod5	1	1.K	
a_occqc1	1	1.A	1
a_occqc2	1	1.A	1
a_ocdsc1	1	1.K	
a_ocdsc2	1	1.K	
a_ocdsc3	1	1.K	
a_ocpat1	1	1.K	
a_ocpat2	1	1.K	
a_ocpat3	1	1.K	
a_ocpat4	1	1.K	
a_ocpat5	1	1.K	

Pulse & Respiration Rates, Temperature, and Blood Pressure

a_bldprs	1	1.L	
a_blprqc	1	1.A	1
a_plssit	1	1.L	
a_plsstn	1	1.L	
a_plsun1	1	1.L	
a_plsun2	1	1.L	
a_plsxrc	1	1.L	
a_rspsit	1	1.L	
a_rspstn	1	1.L	
a_rspun1	1	1.L	
a_rspun2	1	1.L	
a_rspxrc	1	1.L	
a_temp	1	1.L	
a_tempqc	1	1.A	1

Claimant's Statement

a_clst01	1	1.M
a_clst02	1	1.M
a_clst03	1	1.M
a_clst04	1	1.M
a_clst05	1	1.M
a_clst06	1	1.M
a_clst07	1	1.M
a_clst08	1	1.M
a_clst09	1	1.M
a_clst10	1	1.M
a_clst11	1	1.M
a_clst12	1	1.M

Diseases

a_dis01	1	1.N
a_dis02	1	1.N
a_dis03	1	1.N
a_dis04	1	1.N
a_dis05	1	1.N
a_dis06	1	1.N
a_dis07	1	1.N
a_dis08	1	1.N
a_dis09	1	1.N
a_dis10	1	1.N
a_dis11	1	1.N
a_dis12	1	1.N

Name	Scr.	VG	Table
a_dis13	1	1.N	
a_dis14	1	1.N	
a_dis15	1	1.N	
a_dis16	1	1.N	
a_dis17	1	1.N	
a_dis18	1	1.N	
a_dis19	1	1.N	
a_dis20	1	1.N	
a_dis21	1	1.N	
a_dis22	1	1.N	

Total Rating

a_totrat	1	1.O	

CARDIOVASCULAR

Pulse/Heartbeat Characteristics

c_pul01	2	2.A	
c_pul02	2	2.A	
c_pul03	2	2.A	
c_pul04	2	2.A	
c_pul05	2	2.A	
c_pul06	2	2.A	
c_pul07	2	2.A	
c_pul08	2	2.A	
c_pul09	2	2.A	
c_pul10	2	2.A	
c_pul11	2	2.A	
c_pul12	2	2.A	
c_pul13	2	2.A	
c_pul14	2	2.A	
c_pul15	2	2.A	
c_pul16	2	2.A	

Palpitations

c_palp	2	2.B	

Murmurs

c_murmur	2	2.C	
cm_sou1	2	2.C	
cm_sou2	2	2.C	
cm_sou3	2	2.C	
cm_sou4	2	2.C	
cm_sou5	2	2.C	
cm_sou6	2	2.C	
cm_thril	2	2.C	
cm_tht1	2	2.C	
cm_tht2	2	2.C	
cm_tht3	2	2.C	
cm_tht4	2	2.C	
cm_tim1	2	2.C	
cm_tim2	2	2.C	
cm_tim3	2	2.C	
cm_tim4	2	2.C	
cm_typ1	2	2.C	
cm_typ2	2	2.C	
cm_typ3	2	2.C	
cm_typ4	2	2.C	
cm_typ5	2	2.C	
cm_val01	2	2.C	
cm_val02	2	2.C	
cm_val03	2	2.C	
cm_val04	2	2.C	
cm_val05	2	2.C	

Non-Murmur Heart Valves

c_vlv01	2	2.D	
c_vlv02	2	2.D	
c_vlv03	2	2.D	
c_vlv04	2	2.D	
c_vlv05	2	2.D	

Dilation/Hypertrophy

c_enlarg	2	2.E	

Oedema

c_oedema	2	2.F	
co_sev1	2	2.F	
co_sev2	2	2.F	
co_sev3	2	2.F	
co_sev4	2	2.F	
co_whr1	2	2.F	
co_whr2	2	2.F	
co_whr3	2	2.F	
co_whr4	2	2.F	
co_whr5	2	2.F	
co_whr6	2	2.F	
co_whr7	2	2.F	
co_whr8	2	2.F	

Cyanosis

c_cyanos	2	2.G	

Dyspnoea

c_dyspne	2	2.H	
ca_whr1	2	2.H	
ca_whr2	2	2.H	
ca_whr3	2	2.H	

Name	Scr.	VG	Table

ca_whr4	2	2.H
ca_whr5	2	2.H
cd_whn1	2	2.H
cd_whn2	2	2.H
cd_whn3	2	2.H
cd_whn4	2	2.H
cd_whn5	2	2.H

Arteriosclerosis

c_artscl	2	2.I

Impaired Circulation

c_impcir	2	2.J

Duration of Heart Condition

c_cslng1	2	2.K
c_cslng2	2	2.K
c_long1	2	2.K
c_long2	2	2.K

Heart Rating/Related Diseases

c_rat1	2	2.L
c_rat2	2	2.L
c_rat3	2	2.L
c_rat4	2	2.L
c_rel01	2	2.L
c_rel02	2	2.L
c_rel03	2	2.L
c_rel04	2	2.L
c_rel05	2	2.L
c_rel06	2	2.L
c_rel07	2	2.L
c_rel08	2	2.L
c_rel09	2	2.L
c_rel10	2	2.L
c_rel11	2	2.L
c_rel12	2	2.L
c_rel13	2	2.L
c_rel14	2	2.L

Additional Comment

c_cmt1	2	2.M
c_cmt2	2	2.M
c_cmt3	2	2.M
c_cmt4	2	2.M
c_cmt5	2	2.M
c_cmt6	2	2.M
c_cmt7	2	2.M

DIARRHEA

Diarrhea/Dysentery

d_csdrh1	3	3.A
d_csdrh2	3	3.A
d_dia1	3	3.A
d_dia2	3	3.A

Duration

d_suf11	3	3.B
d_suf12	3	3.B
d_suf21	3	3.B

Season

d_sea11	3	3.C
d_sea12	3	3.C
d_sea13	3	3.C
d_sea14	3	3.C
d_sea21	3	3.C

Frequency, Length, & Severity of Attacks

d_csfq11	3	3.D
d_csfq12	3	3.D
d_csfq13	3	3.D
d_csfq14	3	3.D
d_csfq15	3	3.D
d_csfq16	3	3.D
d_csfq21	3	3.D
d_csln11	3	3.D
d_csln12	3	3.D
d_csln21	3	3.D
d_csln22	3	3.D
d_csns11	3	3.D
d_csns12	3	3.D
d_csns13	3	3.D
d_csns14	3	3.D
d_csns21	3	3.D
d_cssf11	3	3.D
d_cssf12	3	3.D
d_cssf21	3	3.D
d_cssn11	3	3.D
d_cssn12	3	3.D
d_cssn13	3	3.D
d_cssn14	3	3.D
d_cssn21	3	3.D
d_csst11	3	3.D
d_csst12	3	3.D
d_csst13	3	3.D

Name	Scr.	VG	Table
d_csst14	3	3.D	
d_csst15	3	3.D	
d_csst16	3	3.D	
d_csst21	3	3.D	
d_csst22	3	3.D	
d_csst23	3	3.D	
d_csst24	3	3.D	
d_cssv11	3	3.D	
d_cssv12	3	3.D	
d_cssv13	3	3.D	
d_cssv14	3	3.D	
d_cssv15	3	3.D	
d_cssv21	3	3.D	
d_frq11	3	3.D	
d_frq12	3	3.D	
d_frq13	3	3.D	
d_frq14	3	3.D	
d_frq15	3	3.D	
d_frq16	3	3.D	
d_frq21	3	3.D	
d_lng11	3	3.D	
d_lng12	3	3.D	
d_lng21	3	3.D	
d_lng22	3	3.D	
d_nst11	3	3.D	
d_nst12	3	3.D	
d_nst13	3	3.D	
d_nst14	3	3.D	
d_nst21	3	3.D	
d_sds11	3	3.D	
d_sds12	3	3.D	
d_sds13	3	3.D	
d_sds14	3	3.D	
d_sds15	3	3.D	
d_sds16	3	3.D	
d_sds21	3	3.D	
d_sds22	3	3.D	
d_sds23	3	3.D	
d_sds24	3	3.D	
d_sev11	3	3.D	
d_sev12	3	3.D	
d_sev13	3	3.D	
d_sev14	3	3.D	
d_sev15	3	3.D	
d_sev21	3	3.D	

Diarrhea/Dysentery Rating & Related Diseases

d_rat11	3	3.E	
d_rat12	3	3.E	
d_rat13	3	3.E	
d_rat14	3	3.E	
d_rat21	3	3.E	
d_rat22	3	3.E	
d_rel101	3	3.E	
d_rel102	3	3.E	
d_rel103	3	3.E	
d_rel104	3	3.E	
d_rel105	3	3.E	
d_rel106	3	3.E	
d_rel107	3	3.E	
d_rel108	3	3.E	
d_rel109	3	3.E	
d_rel110	3	3.E	
d_rel111	3	3.E	
d_rel112	3	3.E	
d_rel113	3	3.E	
d_rel114	3	3.E	
d_rel115	3	3.E	
d_rel201	3	3.E	
d_rel202	3	3.E	
d_rel203	3	3.E	
d_rel204	3	3.E	
d_rel205	3	3.E	
d_rel206	3	3.E	
d_rel207	3	3.E	

Additional Comments

d_cmt11	3	3.F	
d_cmt12	3	3.F	
d_cmt13	3	3.F	
d_cmt14	3	3.F	
d_cmt21	3	3.F	

EAR DISEASES

Ear/Ears Impaired

e_ear1	4	4.A	
e_ear2	4	4.A	
e_ear3	4	4.A	

Hearing Capability

e_cap101	4	4.B	
e_cap102	4	4.B	
e_cap103	4	4.B	
e_cap104	4	4.B	
e_cap105	4	4.B	
e_cap106	4	4.B	
e_cap107	4	4.B	
e_cap108	4	4.B	
e_cap109	4	4.B	
e_cap110	4	4.B	
e_cap111	4	4.B	
e_cap112	4	4.B	

Name	Scr.	VG	Table
e_cap113	4	4.B	
e_cap201	4	4.B	
e_cap202	4	4.B	
e_cap203	4	4.B	
e_cap204	4	4.B	
e_cap205	4	4.B	
e_cap206	4	4.B	
e_cap207	4	4.B	
e_cap208	4	4.B	
e_cap209	4	4.B	
e_cap301	4	4.B	
e_cap302	4	4.B	
e_cap303	4	4.B	
e_cap304	4	4.B	
e_cap305	4	4.B	
e_def1	4	4.B	
e_def2	4	4.B	
e_def3	4	4.B	

Ear Diseases/Causes of Hearing Loss

e_cau101	4	4.C	
e_cau102	4	4.C	
e_cau103	4	4.C	
e_cau104	4	4.C	
e_cau105	4	4.C	
e_cau106	4	4.C	
e_cau201	4	4.C	
e_cau202	4	4.C	
e_cau203	4	4.C	
e_cau204	4	4.C	
e_cau205	4	4.C	
e_cau206	4	4.C	
e_dds11	4	4.C	
e_dds12	4	4.C	
e_dds13	4	4.C	
e_dds14	4	4.C	
e_dds15	4	4.C	
e_dds16	4	4.C	
e_dds17	4	4.C	
e_dds18	4	4.C	
e_dds21	4	4.C	
e_dds22	4	4.C	
e_dds23	4	4.C	
e_dds24	4	4.C	
e_dds25	4	4.C	
e_dds26	4	4.C	
e_dds27	4	4.C	
e_dds31	4	4.C	
e_dds32	4	4.C	
e_drm1	4	4.C	
e_drm2	4	4.C	
e_drm3	4	4.C	
e_eus1	4	4.C	
e_eus2	4	4.C	
e_eus3	4	4.C	
e_inf1	4	4.C	
e_inf2	4	4.C	
e_inf3	4	4.C	
e_mas1	4	4.C	
e_mas2	4	4.C	
e_mas3	4	4.C	
e_mds11	4	4.C	
e_mds12	4	4.C	
e_mds13	4	4.C	
e_mds21	4	4.C	
e_mds22	4	4.C	
e_mds31	4	4.C	

Hearing Rating/Related Diseases

e_rat101	4	4.D	
e_rat102	4	4.D	
e_rat103	4	4.D	
e_rat104	4	4.D	
e_rat105	4	4.D	
e_rat106	4	4.D	
e_rat201	4	4.D	
e_rat202	4	4.D	
e_rat301	4	4.D	
e_rel101	4	4.D	
e_rel102	4	4.D	
e_rel103	4	4.D	
e_rel104	4	4.D	
e_rel105	4	4.D	
e_rel106	4	4.D	
e_rel107	4	4.D	
e_rel108	4	4.D	
e_rel109	4	4.D	
e_rel110	4	4.D	
e_rel111	4	4.D	
e_rel112	4	4.D	
e_rel113	4	4.D	
e_rel114	4	4.D	
e_rel201	4	4.D	
e_rel202	4	4.D	
e_rel203	4	4.D	
e_rel204	4	4.D	
e_rel205	4	4.D	
e_rel206	4	4.D	
e_rel207	4	4.D	
e_rel208	4	4.D	
e_rel209	4	4.D	
e_rel210	4	4.D	
e_rel211	4	4.D	
e_rel301	4	4.D	
e_rel302	4	4.D	
e_rel303	4	4.D	
e_rel304	4	4.D	
e_rel305	4	4.D	

Name	Scr.	VG	Table
e_rel306	4	4.D	
e_rel307	4	4.D	
e_rel308	4	4.D	
e_rel309	4	4.D	

Additional Comments

e_cmt1	4	4.E	
e_cmt2	4	4.E	
e_cmt3	4	4.E	

ENDOCRINE DISEASE

Enlarged Thyroid/Goiter

k_goiter	5	5.A	
k_gtrdsc	5	5.A	
k_nodule	5	5.A	

Diabetes

k_dbetes	5	5.B	

Diabetes/Endocrine/Goiter/Thyroid Rating & Related Diseases

k_rat1	5	5.C	
k_rat2	5	5.C	
k_rel1	5	5.C	
k_rel2	5	5.C	
k_rel3	5	5.C	
k_rel4	5	5.C	
k_rel5	5	5.C	
k_rel6	5	5.C	
k_rel7	5	5.C	
k_rel8	5	5.C	
k_rel9	5	5.C	

Additional Comments

k_cmt	5	5.D	

EYE DISORDERS

Eye/Eyes Impaired

y_eye1	6	6.A	
y_eye2	6	6.A	
y_eye3	6	6.A	

Response to Light/Shade

y_eql1	6	6.B	
y_eql2	6	6.B	
y_eql3	6	6.B	
y_rsp1	6	6.B	
y_rsp2	6	6.B	
y_rsp3	6	6.B	

Sight Capability

y_bld1	6	6.C	
y_bld2	6	6.C	
y_bld3	6	6.C	
y_cap101	6	6.C	
y_cap102	6	6.C	
y_cap103	6	6.C	
y_cap104	6	6.C	
y_cap105	6	6.C	
y_cap106	6	6.C	
y_cap107	6	6.C	
y_cap108	6	6.C	
y_cap109	6	6.C	
y_cap110	6	6.C	
y_cap111	6	6.C	
y_cap112	6	6.C	
y_cap113	6	6.C	
y_cap114	6	6.C	
y_cap115	6	6.C	
y_cap116	6	6.C	
y_cap117	6	6.C	
y_cap118	6	6.C	
y_cap119	6	6.C	
y_cap120	6	6.C	
y_cap121	6	6.C	
y_cap122	6	6.C	
y_cap123	6	6.C	
y_cap124	6	6.C	
y_cap125	6	6.C	
y_cap126	6	6.C	
y_cap201	6	6.C	
y_cap202	6	6.C	
y_cap203	6	6.C	
y_cap204	6	6.C	
y_cap205	6	6.C	
y_cap206	6	6.C	
y_cap207	6	6.C	
y_cap208	6	6.C	
y_cap209	6	6.C	
y_cap210	6	6.C	
y_cap211	6	6.C	
y_cap212	6	6.C	
y_cap213	6	6.C	
y_cap214	6	6.C	
y_cap215	6	6.C	
y_cap216	6	6.C	

Name	Scr.	VG	Table	Name	Scr.	VG	Table
y_cap217	6	6.C		y_csv15	6	6.D	
y_cap218	6	6.C		y_csv16	6	6.D	
y_cap219	6	6.C		y_csv21	6	6.D	
y_cap220	6	6.C		y_csv22	6	6.D	
y_cap301	6	6.C		y_csv23	6	6.D	
y_cap302	6	6.C		y_csv24	6	6.D	
y_cap303	6	6.C		y_csv25	6	6.D	
y_cap304	6	6.C		y_csv26	6	6.D	
				y_csv31	6	6.D	
Eye Disorders				y_ctr1	6	6.D	
				y_ctr2	6	6.D	
y_arc1	6	6.D		y_ctr3	6	6.D	
y_arc2	6	6.D		y_def1	6	6.D	
y_arc3	6	6.D		y_def2	6	6.D	
y_cnj101	6	6.D		y_def3	6	6.D	
y_cnj102	6	6.D		y_def4	6	6.D	
y_cnj103	6	6.D		y_ect11	6	6.D	
y_cnj104	6	6.D		y_ect12	6	6.D	
y_cnj105	6	6.D		y_ect13	6	6.D	
y_cnj106	6	6.D		y_ect14	6	6.D	
y_cnj107	6	6.D		y_ect15	6	6.D	
y_cnj108	6	6.D		y_ect16	6	6.D	
y_cnj109	6	6.D		y_ect21	6	6.D	
y_cnj110	6	6.D		y_ect22	6	6.D	
y_cnj111	6	6.D		y_ect23	6	6.D	
y_cnj112	6	6.D		y_ect24	6	6.D	
y_cnj201	6	6.D		y_ect25	6	6.D	
y_cnj202	6	6.D		y_ect26	6	6.D	
y_cnj203	6	6.D		y_ect27	6	6.D	
y_cnj204	6	6.D		y_ect31	6	6.D	
y_cnj205	6	6.D		y_ect32	6	6.D	
y_cnj206	6	6.D		y_ect33	6	6.D	
y_cnj207	6	6.D		y_inf101	6	6.D	
y_cnj301	6	6.D		y_inf102	6	6.D	
y_cnj302	6	6.D		y_inf103	6	6.D	
y_cnj303	6	6.D		y_inf104	6	6.D	
y_cor11	6	6.D		y_inf105	6	6.D	
y_cor12	6	6.D		y_inf106	6	6.D	
y_cor13	6	6.D		y_inf107	6	6.D	
y_cor14	6	6.D		y_inf108	6	6.D	
y_cor15	6	6.D		y_inf109	6	6.D	
y_cor16	6	6.D		y_inf110	6	6.D	
y_cor17	6	6.D		y_inf201	6	6.D	
y_cor21	6	6.D		y_inf202	6	6.D	
y_cor22	6	6.D		y_inf203	6	6.D	
y_cor23	6	6.D		y_inf204	6	6.D	
y_cor24	6	6.D		y_inf205	6	6.D	
y_cor25	6	6.D		y_inf206	6	6.D	
y_cor26	6	6.D		y_inf207	6	6.D	
y_cor31	6	6.D		y_inf208	6	6.D	
y_cor32	6	6.D		y_inf209	6	6.D	
y_csv11	6	6.D		y_inf210	6	6.D	
y_csv12	6	6.D		y_inf301	6	6.D	
y_csv13	6	6.D		y_inf302	6	6.D	
y_csv14	6	6.D		y_inf303	6	6.D	

Name	Scr.	VG	Table	Name	Scr.	VG	Table

y_ptr11	6	6.D
y_ptr12	6	6.D
y_ptr13	6	6.D
y_ptr14	6	6.D
y_ptr15	6	6.D
y_ptr21	6	6.D
y_ptr22	6	6.D
y_ptr23	6	6.D
y_ptr24	6	6.D
y_ptr25	6	6.D
y_ptr31	6	6.D
y_ptr32	6	6.D

Eyes Rating/Related Diseases

y_rat01	6	6.E
y_rat02	6	6.E
y_rat03	6	6.E
y_rat04	6	6.E
y_rel01	6	6.E
y_rel02	6	6.E
y_rel03	6	6.E
y_rel04	6	6.E
y_rel05	6	6.E
y_rel06	6	6.E
y_rel07	6	6.E
y_rel08	6	6.E
y_rel09	6	6.E
y_rel10	6	6.E
y_rel11	6	6.E
y_rel12	6	6.E
y_rel13	6	6.E
y_rel14	6	6.E

Additional Comments

y_cmt	6	6.F

GASTROINTESTINAL

Gastrointestinal Disorders

q_csfq1	7	7.A
q_csfq2	7	7.A
q_csfq3	7	7.A
q_csin1	7	7.A
q_csin2	7	7.A
q_csin3	7	7.A
q_csin4	7	7.A
q_frq1	7	7.A
q_frq2	7	7.A
q_frq3	7	7.A
q_frq4	7	7.A
q_ind1	7	7.A
q_ind2	7	7.A
q_ind3	7	7.A
q_ind4	7	7.A

Symptoms of Gastrointestinal Disorders

q_abddsc	7	7.B
q_csabd	7	7.B
q_csdiet	7	7.B
q_csdys	7	7.B

Name	Scr.	VG	Table
q_csmal	7	7.B	
q_csnau	7	7.B	
q_cstn1	7	7.B	
q_cstn2	7	7.B	
q_cstn3	7	7.B	
q_cstn4	7	7.B	
q_cstn5	7	7.B	
q_cstn6	7	7.B	
q_csvbld	7	7.B	
q_csvmfd	7	7.B	
q_diet	7	7.B	
q_dysphg	7	7.B	
q_malass	7	7.B	
q_nausea	7	7.B	
q_tnd1	7	7.B	
q_tnd2	7	7.B	
q_tnd3	7	7.B	
q_tnd4	7	7.B	
q_tnd5	7	7.B	
q_tnd6		7	7.B
q_vmtbld	7	7.B	
q_vmtfd	7	7.B	

Gastrointestinal Rating/Related Diseases

q_rat1	7	7.C	
q_rat2	7	7.C	
q_rat3	7	7.C	
q_rat4	7	7.C	
q_rel01	7	7.C	
q_rel02	7	7.C	
q_rel03	7	7.C	
q_rel04	7	7.C	
q_rel05	7	7.C	
q_rel06	7	7.C	
q_rel07	7	7.C	
q_rel08	7	7.C	
q_rel09	7	7.C	
q_rel10	7	7.C	
q_rel11	7	7.C	
q_rel12	7	7.C	
q_rel13	7	7.C	
q_rel14	7	7.C	

Additional Comments

q_cmt	7	7.D	

GENERAL APPEARANCE

General Health

g_app01	8	8.A	
g_app02	8	8.A	
g_app03	8	8.A	
g_app04	8	8.A	
g_app05	8	8.A	
g_app06	8	8.A	
g_app07	8	8.A	
g_app08	8	8.A	
g_app09	8	8.A	
g_app10	8	8.A	
g_app11	8	8.A	
g_app12	8	8.A	
g_app13	8	8.A	
g_app14	8	8.A	
g_app15	8	8.A	
g_app16	8	8.A	
g_app17	8	8.A	
g_app18	8	8.A	
g_app19	8	8.A	

Skin Condition

g_skn01	8	8.B	
g_skn02	8	8.B	
g_skn03	8	8.B	
g_skn04	8	8.B	
g_skn05	8	8.B	
g_skn06	8	8.B	
g_skn07	8	8.B	
g_skn08	8	8.B	
g_skn09	8	8.B	
g_skn10	8	8.B	
g_skn11	8	8.B	
g_skn12	8	8.B	
g_skn13	8	8.B	
g_skn14	8	8.B	
g_skn15	8	8.B	
g_skn16	8	8.B	
g_skn17	8	8.B	
g_skn18	8	8.B	
g_skn19	8	8.B	
g_skn20	8	8.B	
g_skn21	8	8.B	
g_skn22	8	8.B	
g_skn23	8	8.B	
g_skn24	8	8.B	
g_skn25	8	8.B	
g_skn26	8	8.B	

Teeth/Gums

Name	Scr.	VG	Table
g_csscv	8	8.C	
g_gum1	8	8.C	
g_gum2	8	8.C	
g_gum3	8	8.C	
g_gum4	8	8.C	
g_gum5	8	8.C	
g_gum6	8	8.C	
g_gum7	8	8.C	
g_gum8	8	8.C	
g_gum9	8	8.C	
g_scurvy	8	8.C	
g_scvevr	8	8.C	
g_tth01	8	8.C	
g_tth02	8	8.C	
g_tth03	8	8.C	
g_tth04		8	8.C
g_tth05		8	8.C
g_tth06		8	8.C
g_tth07		8	8.C
g_tth08	8	8.C	
g_tth09		8	8.C
g_tth10		8	8.C
g_tth11		8	8.C
g_tth12		8	8.C
g_tth13	8	8.C	
g_tth14	8	8.C	
g_tth15		8	8.C
g_tth16		8	8.C
g_tth17		8	8.C
g_tth18	8	8.C	
g_tth19	8	8.C	
g_tth20	8	8.C	
g_tth21		8	8.C
g_tth22		8	8.C

Posture/Gait/Muscles

g_gai1	8	8.D	
g_gai2	8	8.D	
g_gai3	8	8.D	
g_gai4	8	8.D	
g_gai5	8	8.D	
g_gai6	8	8.D	
g_gai7	8	8.D	
g_gai8	8	8.D	
g_mus01	8	8.D	
g_mus02	8	8.D	
g_mus03	8	8.D	
g_mus04	8	8.D	
g_mus05	8	8.D	
g_mus06	8	8.D	
g_mus07	8	8.D	
g_mus08	8	8.D	
g_mus09	8	8.D	
g_mus10	8	8.D	
g_mus11	8	8.D	
g_mus12	8	8.D	
g_mus13	8	8.D	
g_pst1	8	8.D	
g_pst2	8	8.D	
g_pst3	8	8.D	
g_pst4	8	8.D	
g_pst5	8	8.D	
g_pst6	8	8.D	

Ability to Perform Manual Labor

g_hnd1	8	8.E	
g_hnd2	8	8.E	
g_hnd3	8	8.E	
g_hnd4	8	8.E	
g_hnd5	8	8.E	
g_hnd6	8	8.E	
g_manlab	8	8.E	
g_reqaid	8	8.E	

Rating/Related Diseases

g_rat1	8	8.F	
g_rat2	8	8.F	
g_rat3	8	8.F	
g_rat4	8	8.F	
g_rat5	8	8.F	
g_rel01	8	8.F	
g_rel02	8	8.F	
g_rel03	8	8.F	
g_rel04	8	8.F	
g_rel05	8	8.F	
g_rel06	8	8.F	
g_rel07	8	8.F	
g_rel08	8	8.F	
g_rel09	8	8.F	
g_rel10	8	8.F	
g_rel11	8	8.F	
g_rel12	8	8.F	
g_rel13	8	8.F	
g_rel14	8	8.F	
g_rel15	8	8.F	
g_rel16	8	8.F	

Name	Scr.	VG	Table	Name	Scr.	VG	Table

Additional Comments

g_cmt1	8	8.G
g_cmt2	8	8.G
g_cmt3	8	8.G
g_cmt4	8	8.G
g_cmt5	8	8.G

GENITO-URINARY

Urinalysis

u_cathtr	9	9.A
u_frq1	9	9.A
u_frq2	9	9.A
u_frq3	9	9.A
u_frq4	9	9.A
u_frq5	9	9.A
u_frq6	9	9.A
u_urdiff	9	9.A
u_urn01	9	9.A
u_urn02	9	9.A
u_urn03	9	9.A
u_urn04	9	9.A
u_urn05	9	9.A
u_urn06	9	9.A
u_urn07	9	9.A
u_urn08	9	9.A
u_urn09	9	9.A
u_urn10	9	9.A
u_urn11	9	9.A
u_urn12	9	9.A
u_urn13	9	9.A
u_urn14	9	9.A
u_urn15	9	9.A
u_urn16	9	9.A
u_urn17	9	9.A
u_urn18	9	9.A
u_urn19	9	9.A
u_urn20	9	9.A

Tenderness

u_tnd1	9	9.B
u_tnd2	9	9.B
u_tnd3	9	9.B
u_tnd4	9	9.B
u_tnd5	9	9.B
u_tnd6	9	9.B

HERNIA

Kidney/Bladder Diseases

u_calcul	9	9.C
u_cystts	9	9.C
u_nphrts	9	9.C
u_uremia	9	9.C

Urethra/Prostate/Testes

u_prs1	9	9.D
u_prs2	9	9.D
u_prs3	9	9.D
u_prs4	9	9.D
u_strctr	9	9.D
u_tst01	9	9.D
u_tst02	9	9.D
u_tst03	9	9.D
u_tst04	9	9.D
u_tst05	9	9.D
u_tst06	9	9.D
u_tst07	9	9.D
u_tst08	9	9.D
u_tst09	9	9.D
u_tst10	9	9.D
u_tst11	9	9.D
u_tst12	9	9.D
u_tst13	9	9.D
u_tst14	9	9.D
u_tst15	9	9.D
u_tst16	9	9.D
u_tst17	9	9.D
u_tst18	9	9.D

Rating/Related Diseases

u_rat1	9	9.E
u_rat2	9	9.E
u_rat3	9	9.E
u_rat4	9	9.E
u_rel10	9	9.E

Additional Comments

u_cmt	9	9.F

Hernia Description

Name	Scr.	VG	Table
h_cls11	10	10.A	
h_cls12	10	10.A	
h_cls13	10	10.A	
h_cls14	10	10.A	
h_cls15	10	10.A	
h_cls16	10	10.A	
h_cls17	10	10.A	
h_cls21	10	10.A	
h_cls22	10	10.A	
h_cls23	10	10.A	
h_cls24	10	10.A	
h_cls31	10	10.A	
h_cls32	10	10.A	
h_cls33	10	10.A	
h_csln11	10	10.A	
h_csln12	10	10.A	
h_csln13	10	10.A	
h_csln21	10	10.A	
h_csln22	10	10.A	
h_knd11	10	10.A	
h_knd12	10	10.A	
h_knd13	10	10.A	
h_knd14	10	10.A	
h_knd15	10	10.A	
h_knd21	10	10.A	
h_knd22	10	10.A	
h_knd23	10	10.A	
h_knd24	10	10.A	
h_knd31	10	10.A	
h_knd41	10	10.A	
h_lng11	10	10.A	
h_lng12	10	10.A	
h_lng13	10	10.A	
h_lng21	10	10.A	
h_lng22	10	10.A	
h_scr1	10	10.A	
h_scr2	10	10.A	
h_scr3	10	10.A	
h_siz11	10	10.A	
h_siz12	10	10.A	
h_siz13	10	10.A	
h_siz14	10	10.A	
h_siz15	10	10.A	
h_siz16	10	10.A	
h_siz21	10	10.A	
h_siz22	10	10.A	
h_siz23	10	10.A	
h_siz24	10	10.A	
h_siz25	10	10.A	
h_siz31	10	10.A	
h_siz32	10	10.A	
h_siz41	10	10.A	
h_var1	10	10.A	
h_var2	10	10.A	
h_var3	10	10.A	

Rating/Related Diseases

Name	Scr.	VG	Table
h_rat11	10	10.B	
h_rat12	10	10.B	
h_rat13	10	10.B	
h_rat14	10	10.B	
h_rat15	10	10.B	
h_rat21	10	10.B	
h_rat22	10	10.B	
h_rat23	10	10.B	
h_rat31	10	10.B	
h_rel101	10	10.B	
h_rel102	10	10.B	
h_rel103	10	10.B	
h_rel104	10	10.B	
h_rel105	10	10.B	
h_rel106	10	10.B	
h_rel107	10	10.B	
h_rel108	10	10.B	
h_rel109	10	10.B	
h_rel110	10	10.B	
h_rel111	10	10.B	
h_rel201	10	10.B	
h_rel202	10	10.B	
h_rel203	10	10.B	
h_rel204	10	10.B	
h_rel205	10	10.B	
h_rel206	10	10.B	
h_rel207	10	10.B	
h_rel208	10	10.B	
h_rel209	10	10.B	
h_rel210	10	10.B	
h_rel301	10	10.B	
h_rel302	10	10.B	
h_rel303	10	10.B	
h_rel304	10	10.B	
h_rel401	10	10.B	
h_rel402	10	10.B	
h_rel403	10	10.B	

Name	Scr.	VG	Table	Name	Scr.	VG	Table

Additional Comments

h_cmt1	10	10.C	
h_cmt2	10	10.C	
h_cmt3	10	10.C	

INFECTIOUS DISEASE & FEVERS

Presence of Infectious Disease/Fever

i_cur1	11	11.A	
i_cur2	11	11.A	
i_cur3	11	11.A	
i_cur4	11	11.A	
i_eff101		11	11.A
i_eff102		11	11.A
i_eff103		11	11.A
i_eff104		11	11.A
i_eff105		11	11.A
i_eff106		11	11.A
i_eff107		11	11.A
i_eff108		11	11.A
i_eff109		11	11.A
i_eff110		11	11.A
i_eff111		11	11.A
i_eff112		11	11.A
i_eff113		11	11.A
i_eff114		11	11.A
i_eff115		11	11.A
i_eff116		11	11.A
i_eff117		11	11.A
i_eff118		11	11.A
i_eff119		11	11.A
i_eff120		11	11.A
i_eff121		11	11.A
i_eff122		11	11.A
i_eff123		11	11.A
i_eff124		11	11.A
i_eff125		11	11.A
i_eff126		11	11.A
i_eff201		11	11.A
i_eff202		11	11.A
i_eff203		11	11.A
i_eff204		11	11.A
i_eff205		11	11.A
i_eff206		11	11.A
i_eff207		11	11.A
i_eff208		11	11.A
i_eff209		11	11.A
i_eff210		11	11.A
i_eff211		11	11.A
i_eff212		11	11.A
i_eff213		11	11.A
i_eff214		11	11.A
i_eff215		11	11.A
i_eff216		11	11.A
i_eff217		11	11.A
i_eff218		11	11.A
i_eff219		11	11.A
i_eff220		11	11.A
i_eff221		11	11.A
i_eff222		11	11.A
i_eff223		11	11.A
i_eff224		11	11.A
i_eff301		11	11.A
i_eff302		11	11.A
i_eff303		11	11.A
i_eff304		11	11.A
i_eff305		11	11.A
i_eff306		11	11.A
i_eff307		11	11.A
i_eff308		11	11.A
i_eff309		11	11.A
i_eff310		11	11.A
i_eff311		11	11.A
i_eff312		11	11.A
i_eff313		11	11.A
i_eff314		11	11.A
i_eff401		11	11.A
i_eff402		11	11.A
i_eff403		11	11.A
i_eff404		11	11.A
i_eff405		11	11.A
i_eff406		11	11.A
i_fev1	11	11.A	
i_fev2	11	11.A	
i_fev3	11	11.A	
i_fev4	11	11.A	
i_whn11	11	11.A	
i_whn12	11	11.A	
i_whn13	11	11.A	
i_whn21	11	11.A	
i_whn22	11	11.A	
i_whn31	11	11.A	
i_whn41	11	11.A	
i_whr11	11	11.A	
i_whr12	11	11.A	
i_whr13	11	11.A	
i_whr21	11	11.A	
i_whr31	11	11.A	

Name	Scr.	VG	Table	Name	Scr.	VG	Table

Rating/Related Diseases

i_rat11	11	11.B
i_rat12	11	11.B
i_rat13	11	11.B
i_rat14	11	11.B
i_rat21	11	11.B
i_rat22	11	11.B
i_rat31	11	11.B
i_rel101	11	11.B
i_rel102	11	11.B
i_rel103	11	11.B
i_rel104	11	11.B
i_rel105	11	11.B
i_rel106	11	11.B
i_rel107	11	11.B
i_rel108	11	11.B
i_rel109	11	11.B
i_rel110	11	11.B
i_rel111	11	11.B
i_rel112	11	11.B
i_rel113	11	11.B
i_rel114	11	11.B
i_rel115	11	11.B
i_rel116	11	11.B
i_rel201	11	11.B
i_rel202	11	11.B
i_rel203	11	11.B
i_rel204	11	11.B
i_rel205	11	11.B
i_rel206	11	11.B
i_rel207	11	11.B
i_rel208	11	11.B
i_rel209	11	11.B
i_rel301	11	11.B
i_rel302	11	11.B
i_rel303	11	11.B
i_rel304	11	11.B
i_rel305	11	11.B
i_rel306	11	11.B
i_rel307	11	11.B
i_rel401	11	11.B
i_rel402	11	11.B
i_rel403	11	11.B

Additional Comments

i_cmt1	11	11.C
i_cmt2	11	11.C
i_cmt3	11	11.C

Cause of Injury

w_cau1	12	12.A
w_cau2	12	12.A
w_cau3	12	12.A
w_cau4	12	12.A
w_cau5	12	12.A
w_cau6	12	12.A
w_cau7	12	12.A
w_cau8	12	12.A

Body Part Injured

w_bdy11	12	12.B
w_bdy12	12	12.B
w_bdy13	12	12.B
w_bdy14	12	12.B
w_bdy15	12	12.B
w_bdy16	12	12.B
w_bdy17	12	12.B
w_bdy18	12	12.B
w_bdy19	12	12.B
w_bdy21	12	12.B
w_bdy22	12	12.B
w_bdy23	12	12.B
w_bdy24	12	12.B
w_bdy25	12	12.B
w_bdy26	12	12.B
w_bdy27	12	12.B
w_bdy28	12	12.B
w_bdy29	12	12.B
w_bdy31	12	12.B
w_bdy32	12	12.B
w_bdy33	12	12.B
w_bdy34	12	12.B
w_bdy41	12	12.B
w_bdy42	12	12.B
w_bdy43	12	12.B
w_bdy44	12	12.B
w_bdy45	12	12.B
w_bdy51	12	12.B
w_bdy52	12	12.B
w_bdy61	12	12.B
w_bdy62	12	12.B
w_bdy63	12	12.B
w_bdy71	12	12.B
w_bdy81	12	12.B

INJURY/GSW

Name	Scr.	VG	Table	Name	Scr.	VG	Table

Effects of Injury

w_dis101	12	12.C		w_dis302	12	12.C	
w_dis102	12	12.C		w_dis303	12	12.C	
w_dis103	12	12.C		w_dis304	12	12.C	
w_dis104	12	12.C		w_dis305	12	12.C	
w_dis105	12	12.C		w_dis306	12	12.C	
w_dis106	12	12.C		w_dis307	12	12.C	
w_dis107	12	12.C		w_dis308	12	12.C	
w_dis108	12	12.C		w_dis309	12	12.C	
w_dis109	12	12.C		w_dis310	12	12.C	
w_dis110	12	12.C		w_dis311	12	12.C	
w_dis111	12	12.C		w_dis312	12	12.C	
w_dis112	12	12.C		w_dis313	12	12.C	
w_dis113	12	12.C		w_dis314	12	12.C	
w_dis114	12	12.C		w_dis315	12	12.C	
w_dis115	12	12.C		w_dis316	12	12.C	
w_dis116	12	12.C		w_dis317	12	12.C	
w_dis117	12	12.C		w_dis318	12	12.C	
w_dis118	12	12.C		w_dis319	12	12.C	
w_dis119	12	12.C		w_dis320	12	12.C	
w_dis120	12	12.C		w_dis401	12	12.C	
w_dis121	12	12.C		w_dis402	12	12.C	
w_dis122	12	12.C		w_dis403	12	12.C	
w_dis123	12	12.C		w_dis404	12	12.C	
w_dis124	12	12.C		w_dis405	12	12.C	
w_dis125	12	12.C		w_dis406	12	12.C	
w_dis126	12	12.C		w_dis407	12	12.C	
w_dis201	12	12.C		w_dis408	12	12.C	
w_dis202	12	12.C		w_dis409	12	12.C	
w_dis203	12	12.C		w_dis410	12	12.C	
w_dis204	12	12.C		w_dis411	12	12.C	
w_dis205	12	12.C		w_dis412	12	12.C	
w_dis206	12	12.C		w_dis413	12	12.C	
w_dis207	12	12.C		w_dis414	12	12.C	
w_dis208	12	12.C		w_dis415	12	12.C	
w_dis209	12	12.C		w_dis416	12	12.C	
w_dis210	12	12.C		w_dis417	12	12.C	
w_dis211	12	12.C		w_dis418	12	12.C	
w_dis212	12	12.C		w_dis419	12	12.C	
w_dis213	12	12.C		w_dis420	12	12.C	
w_dis214	12	12.C		w_dis421	12	12.C	
w_dis215	12	12.C		w_dis422	12	12.C	
w_dis216	12	12.C		w_dis423	12	12.C	
w_dis217	12	12.C		w_dis424	12	12.C	
w_dis218	12	12.C		w_dis425	12	12.C	
w_dis219	12	12.C		w_dis426	12	12.C	
w_dis220	12	12.C		w_dis501	12	12.C	
w_dis221	12	12.C		w_dis502	12	12.C	
w_dis222	12	12.C		w_dis503	12	12.C	
w_dis223	12	12.C		w_dis504	12	12.C	
w_dis224	12	12.C		w_dis505	12	12.C	
w_dis225	12	12.C		w_dis506	12	12.C	
w_dis226	12	12.C		w_dis507	12	12.C	
w_dis301	12	12.C		w_dis508	12	12.C	
				w_dis509	12	12.C	
				w_dis601	12	12.C	

Name	Scr.	VG	Table
w_dis602	12	12.C	
w_dis603	12	12.C	
w_dis604	12	12.C	
w_dis605	12	12.C	
w_dis606	12	12.C	
w_dis607	12	12.C	
w_dis608	12	12.C	
w_dis609	12	12.C	
w_dis610	12	12.C	
w_dis701	12	12.C	
w_dis702	12	12.C	
w_dis703	12	12.C	
w_dis704	12	12.C	
w_dis705	12	12.C	
w_dis706	12	12.C	
w_dis707	12	12.C	
w_dis708	12	12.C	
w_dis801	12	12.C	
w_dis802	12	12.C	
w_dis803	12	12.C	
w_dis804	12	12.C	

Place & Time of Injury

w_whn11	12	12.D	
w_whn12	12	12.D	
w_whn13	12	12.D	
w_whn21	12	12.D	
w_whn22	12	12.D	
w_whn31	12	12.D	
w_whn32	12	12.D	
w_whn41	12	12.D	
w_whn42	12	12.D	
w_whn51	12	12.D	
w_whn61	12	12.D	
w_whn71	12	12.D	
w_whr11	12	12.D	
w_whr12	12	12.D	
w_whr21	12	12.D	
w_whr31	12	12.D	
w_whr41	12	12.D	
w_whr51	12	12.D	
w_whr61	12	12.D	

Rating/Related Diseases

w_rat11	12	12.E	
w_rat12	12	12.E	
w_rat13	12	12.E	
w_rat14	12	12.E	
w_rat15	12	12.E	
w_rat16	12	12.E	
w_rat17	12	12.E	
w_rat18	12	12.E	
w_rat21	12	12.E	
w_rat22	12	12.E	
w_rat23	12	12.E	
w_rat24	12	12.E	
w_rat31	12	12.E	
w_rat32	12	12.E	
w_rat33	12	12.E	
w_rat34	12	12.E	
w_rat35	12	12.E	
w_rat41	12	12.E	
w_rat42	12	12.E	
w_rat51	12	12.E	
w_rat61	12	12.E	
w_rat71	12	12.E	
w_rel101	12	12.E	
w_rel102	12	12.E	
w_rel103	12	12.E	
w_rel104	12	12.E	
w_rel105	12	12.E	
w_rel106	12	12.E	
w_rel107	12	12.E	
w_rel108	12	12.E	
w_rel109	12	12.E	
w_rel110	12	12.E	
w_rel111	12	12.E	
w_rel112	12	12.E	
w_rel113	12	12.E	
w_rel114	12	12.E	
w_rel201	12	12.E	
w_rel202	12	12.E	
w_rel203	12	12.E	
w_rel204	12	12.E	
w_rel205	12	12.E	
w_rel206	12	12.E	
w_rel207	12	12.E	
w_rel208	12	12.E	
w_rel209	12	12.E	
w_rel210	12	12.E	
w_rel211	12	12.E	
w_rel212	12	12.E	
w_rel213	12	12.E	
w_rel214	12	12.E	
w_rel301	12	12.E	
w_rel302	12	12.E	
w_rel303	12	12.E	
w_rel304	12	12.E	
w_rel305	12	12.E	
w_rel306	12	12.E	
w_rel307	12	12.E	
w_rel308	12	12.E	
w_rel309	12	12.E	
w_rel310	12	12.E	
w_rel311	12	12.E	
w_rel312	12	12.E	
w_rel313	12	12.E	
w_rel314	12	12.E	

Name	Scr.	VG	Table
w_rel401	12	12.E	
w_rel402	12	12.E	
w_rel403	12	12.E	
w_rel404	12	12.E	
w_rel405	12	12.E	
w_rel406	12	12.E	
w_rel407	12	12.E	
w_rel408	12	12.E	
w_rel409	12	12.E	
w_rel410	12	12.E	
w_rel411	12	12.E	
w_rel412	12	12.E	
w_rel413	12	12.E	
w_rel414	12	12.E	
w_rel501	12	12.E	
w_rel502	12	12.E	
w_rel503	12	12.E	
w_rel504	12	12.E	
w_rel505	12	12.E	
w_rel506	12	12.E	
w_rel507	12	12.E	
w_rel508	12	12.E	
w_rel509	12	12.E	
w_rel510	12	12.E	
w_rel511	12	12.E	
w_rel512	12	12.E	
w_rel513	12	12.E	
w_rel514	12	12.E	
w_rel601	12	12.E	
w_rel602	12	12.E	
w_rel603	12	12.E	
w_rel604	12	12.E	
w_rel605	12	12.E	
w_rel606	12	12.E	
w_rel607	12	12.E	
w_rel608	12	12.E	
w_rel609	12	12.E	
w_rel610	12	12.E	
w_rel611	12	12.E	
w_rel612	12	12.E	
w_rel613	12	12.E	
w_rel701	12	12.E	
w_rel702	12	12.E	
w_rel703	12	12.E	
w_rel704	12	12.E	
w_rel705	12	12.E	
w_rel706	12	12.E	
w_rel707	12	12.E	
w_rel708	12	12.E	
w_rel709	12	12.E	
w_rel710	12	12.E	
w_rel711	12	12.E	
w_rel712	12	12.E	
w_rel713	12	12.E	
w_rel801	12	12.E	
w_rel802	12	12.E	
w_rel803	12	12.E	
w_rel804	12	12.E	
w_rel805	12	12.E	
w_rel806	12	12.E	
w_rel807	12	12.E	
w_rel808	12	12.E	
w_rel809	12	12.E	
w_rel810	12	12.E	
w_rel811	12	12.E	
w_rel812	12	12.E	
w_rel813	12	12.E	

Additional Comments

w_cmt101	12	12.F	
w_cmt102	12	12.F	
w_cmt103	12	12.F	
w_cmt104	12	12.F	
w_cmt105	12	12.F	
w_cmt106	12	12.F	
w_cmt107	12	12.F	
w_cmt108	12	12.F	
w_cmt109	12	12.F	
w_cmt201	12	12.F	
w_cmt202	12	12.F	
w_cmt301	12	12.F	
w_cmt401	12	12.F	

LIVER, SPLEEN, & GALLBLADDER

Liver/Spleen/Gallbladder Designation

f_lvspg1	13	13.A	
f_lvspg2	13	13.A	
f_lvspg3	13	13.A	

Liver

l_ascite	13	13.B	
l_atrphy	13	13.B	
l_cau1	13	13.B	
l_cmt	13	13.B	
l_dkurin	13	13.B	
l_enlarg	13	13.B	
l_nlg1	13	13.B	
l_nlg2	13	13.B	
l_nlg3	13	13.B	
l_nlg4	13	13.B	
l_pain	13	13.B	
l_rat1	13	13.B	
l_rat2	13	13.B	

Name	Scr.	VG	Table
l_rat3	13	13.B	
l_rat4	13	13.B	
l_rel01	13	13.B	
l_rel02	13	13.B	
l_rel03	13	13.B	
l_rel04	13	13.B	
l_rel05	13	13.B	
l_rel06	13	13.B	
l_rel07	13	13.B	
l_rel08	13	13.B	
l_rel09	13	13.B	
l_rel10	13	13.B	
l_rel11	13	13.B	
l_yellow	13	13.B	

Spleen

s_cmt	13	13.C	
s_enlarg	13	13.C	
s_nlg1	13	13.C	
s_nlg2	13	13.C	
s_nlg3	13	13.C	
s_pain	13	13.C	
s_rat1	13	13.C	
s_rat2	13	13.C	
s_rel01	13	13.C	
s_rel02	13	13.C	
s_rel03	13	13.C	
s_rel04	13	13.C	
s_rel05	13	13.C	
s_rel06	13	13.C	
s_rel07	13	13.C	
s_rel08	13	13.C	
s_rel09	13	13.C	
s_rel10	13	13.C	

Gallbladder

z_cmt	13	13.D	
z_pain	13	13.D	
z_rat1	13	13.D	
z_rat2	13	13.D	
z_rel1	13	13.D	
z_rel2	13	13.D	
z_rel3	13	13.D	
z_rel4	13	13.D	
z_rel5	13	13.D	
z_rel6	13	13.D	
z_rel7	13	13.D	
z_rel8	13	13.D	

NEOPLASM/TUMOR

Description of Tumor

t_dsc11	14	14.A	
t_dsc12	14	14.A	
t_dsc13	14	14.A	
t_dsc14	14	14.A	
t_dsc15	14	14.A	
t_dsc16	14	14.A	
t_dsc17	14	14.A	
t_dsc21	14	14.A	
t_dsc22	14	14.A	
t_dsc31	14	14.A	
t_dsc41	14	14.A	
t_mal1		14	14.A
t_mal2		14	14.A
t_tmr1	14	14.A	
t_tmr2	14	14.A	
t_tmr3	14	14.A	
t_tmr4	14	14.A	

Rating/Related Diseases

t_rat11	14	14.B	
t_rat12	14	14.B	
t_rat21	14	14.B	
t_rat31	14	14.B	
t_rel101	14	14.B	
t_rel102	14	14.B	
t_rel103	14	14.B	
t_rel104	14	14.B	
t_rel105	14	14.B	
t_rel106	14	14.B	
t_rel107	14	14.B	
t_rel108	14	14.B	
t_rel109	14	14.B	
t_rel201	14	14.B	
t_rel202	14	14.B	
t_rel203	14	14.B	
t_rel204	14	14.B	
t_rel301	14	14.B	
t_rel302	14	14.B	

Additional Comments

t_cmt11	14	14.C	

NERVOUS SYSTEM

Balance/Aphasia

n_aphsia	15	15.A	
n_balnce	15	15.A	
n_incoor	15	15.A	

Name	Scr.	VG	Table

Paralysis

n_parlys	15	15.B	
n_wpa01	15	15.B	
n_wpa02	15	15.B	
n_wpa03	15	15.B	
n_wpa04	15	15.B	
n_wpa05	15	15.B	
n_wpa06	15	15.B	
n_wpa07	15	15.B	
n_wpa08	15	15.B	
n_wpa09	15	15.B	
n_wpa10	15	15.B	
n_wpa11	15	15.B	
n_wpa12	15	15.B	

Reflexes

n_rds1	15	15.C	
n_rds2	15	15.C	
n_rds3	15	15.C	
n_rds4	15	15.C	
n_rds5	15	15.C	
n_rds6	15	15.C	
n_rds7	15	15.C	
n_rds8	15	15.C	
n_rfl1	15	15.C	
n_rfl2	15	15.C	
n_rfl3	15	15.C	
n_rfl4	15	15.C	
n_rfl5	15	15.C	
n_rfl6	15	15.C	
n_rfl7	15	15.C	
n_rfl8	15	15.C	
n_rsd1	15	15.C	
n_rsd2	15	15.C	
n_rsd3	15	15.C	
n_rsd4	15	15.C	
n_rsd5	15	15.C	
n_rsd6	15	15.C	

Paralysis Agitans

n_tremor	15	15.D	

Hyperaesthesia/Neuralgia/Sensory Paralysis

n_nrg01	15	15.E	
n_nrg02	15	15.E	
n_nrg03	15	15.E	
n_nrg04	15	15.E	
n_nrg05	15	15.E	
n_nrg06	15	15.E	
n_nrg07	15	15.E	
n_nrg08	15	15.E	
n_nrg09	15	15.E	
n_nrg10	15	15.E	
n_nrg11	15	15.E	
n_nrg12	15	15.E	
n_nrg13	15	15.E	
n_nrg14	15	15.E	
n_nrg15	15	15.E	
n_nrg16	15	15.E	
n_nrg17	15	15.E	
n_nrg18	15	15.E	
n_sense	15	15.E	
n_wne01	15	15.E	
n_wne02	15	15.E	
n_wne03	15	15.E	
n_wne04	15	15.E	
n_wne05	15	15.E	
n_wne06	15	15.E	
n_wne07	15	15.E	
n_wne08	15	15.E	
n_wne09	15	15.E	
n_wne10	15	15.E	
n_wne11	15	15.E	
n_wne12	15	15.E	
n_wne13	15	15.E	
n_wne14	15	15.E	
n_wne15	15	15.E	
n_wne16	15	15.E	
n_wne17	15	15.E	
n_wne18	15	15.E	
n_wsp01	15	15.E	
n_wsp02	15	15.E	
n_wsp03	15	15.E	
n_wsp04	15	15.E	
n_wsp05	15	15.E	
n_wsp06	15	15.E	
n_wsp07	15	15.E	
n_wsp08	15	15.E	
n_wsp09	15	15.E	
n_wsp10	15	15.E	
n_wsp11	15	15.E	
n_wsp12	15	15.E	

Vertigo/Headaches/Nervousness

n_anxous	15	15.F	
n_hds1	15	15.F	
n_hds2	15	15.F	
n_hds3	15	15.F	
n_hds4	15	15.F	
n_hds5	15	15.F	
n_hds6	15	15.F	
n_hds7	15	15.F	
n_hds8	15	15.F	

Name	Scr.	VG	Table
n_hedach	15	15.F	
n_vrtigo		15	15.F

Epilepsy

n_eplpsy	15	15.G	

Memory Loss/Mental Illness

n_memlos	15	15.H	
n_mil01	15	15.H	
n_mil02	15	15.H	
n_mil03	15	15.H	
n_mil04	15	15.H	
n_mil05	15	15.H	
n_mil06	15	15.H	
n_mil07	15	15.H	
n_mil08	15	15.H	
n_mil09	15	15.H	
n_mil10	15	15.H	
n_mil11	15	15.H	
n_mil12	15	15.H	
n_mil13	15	15.H	
n_mil14	15	15.H	
n_mil15	15	15.H	
n_mil16	15	15.H	
n_mil17	15	15.H	
n_mil18	15	15.H	
n_mil19	15	15.H	
n_mil20	15	15.H	
n_mil21	15	15.H	
n_mil22	15	15.H	
n_mil23	15	15.H	

Cause of Nervous Disorder

n_cau1	15	15.I	
n_cau2	15	15.I	
n_cau3	15	15.I	
n_cau4	15	15.I	
n_cau5	15	15.I	

Dependence on Others

n_depend	15	15.J	

Rating/Related Disease

n_rat1	15	15.K	
n_rat2	15	15.K	
n_rat3	15	15.K	
n_rat4	15	15.K	
n_rel01	15	15.K	
n_rel02	15	15.K	
n_rel03	15	15.K	
n_rel04	15	15.K	
n_rel05	15	15.K	
n_rel06	15	15.K	
n_rel07	15	15.K	
n_rel08	15	15.K	
n_rel09	15	15.K	
n_rel10	15	15.K	
n_rel11	15	15.K	
n_rel12	15	15.K	
n_rel13	15	15.K	
n_rel14	15	15.K	

Additional Comments

n_cmt01	15	15.L	
n_cmt02	15	15.L	
n_cmt03	15	15.L	
n_cmt04	15	15.L	
n_cmt05	15	15.L	
n_cmt06	15	15.L	
n_cmt07	15	15.L	
n_cmt08	15	15.L	
n_cmt09	15	15.L	
n_cmt10	15	15.L	
n_cmt11	15	15.L	
n_cmt12	15	15.L	
n_cmt13	15	15.L	
n_cmt14	15	15.L	
n_cmt15	15	15.L	

RECTUM/HEMORRHOIDS

Hemorrhoids

m_hbleed	16	16.A	
m_hmrrhd	16	16.A	
m_hprlps	16	16.A	
m_htnder	16	16.A	
m_hulcrt	16	16.A	

Rectum

m_rbleed	16	16.B	
m_rectum	16	16.B	
m_rprlps	16	16.B	
m_rtnder	16	16.B	
m_rulcrt	16	16.B	

Sphincter

m_sploos	16	16.C	
m_spscar	16	16.C	

Name	Scr.	VG	Table

Fistulas

m_fstula	16	16.D	

Pruritus Ani

m_prurts	16	16.E	

Rating/Related Diseases

m_rat1	16	16.F	
m_rat2	16	16.F	
m_rat3	16	16.F	
m_rat4	16	16.F	
m_rel01	16	16.F	
m_rel02	16	16.F	
m_rel03	16	16.F	
m_rel04	16	16.F	
m_rel05	16	16.F	
m_rel06	16	16.F	
m_rel07	16	16.F	
m_rel08	16	16.F	
m_rel09	16	16.F	
m_rel10	16	16.F	
m_rel11	16	16.F	
m_rel12	16	16.F	
m_rel13	16	16.F	
m_rel14	16	16.F	

Additional Comments

m_cmt1	16	16.G	
m_cmt2	16	16.G	
m_cmt3	16	16.G	
m_cmt4	16	16.G	
m_cmt5	16	16.G	
m_cmt6	16	16.G	
m_cmt7	16	16.G	
m_cmt8	16	16.G	

RESPIRATORY

Upper Respiratory Tract

p_urs01	17	17.A	
p_urs02	17	17.A	
p_urs03	17	17.A	
p_urs04	17	17.A	
p_urs05	17	17.A	
p_urs06	17	17.A	
p_urs07	17	17.A	
p_urs08	17	17.A	
p_urs09	17	17.A	
p_urs10	17	17.A	
p_urs11	17	17.A	
p_urs12	17	17.A	
p_urs13	17	17.A	
p_urs14	17	17.A	
p_urs15	17	17.A	
p_urs16	17	17.A	
p_urs17	17	17.A	
p_urs18	17	17.A	
p_urs19	17	17.A	
p_urs20	17	17.A	
p_urs21	17	17.A	
p_urs22	17	17.A	
p_urs23	17	17.A	
p_urs24	17	17.A	
p_urs25	17	17.A	
p_urs26	17	17.A	

Dullness

p_dull	17	17.B	
pd_wh01	17	17.B	
pd_wh02	17	17.B	
pd_wh03	17	17.B	
pd_wh04	17	17.B	
pd_wh05	17	17.B	
pd_wh06	17	17.B	
pd_wh07	17	17.B	

Respiratory Sounds

p_snd01	17	17.C	
p_snd02	17	17.C	
p_snd03	17	17.C	
p_snd04	17	17.C	
p_snd05	17	17.C	
p_snd06	17	17.C	
p_snd07	17	17.C	
p_snd08	17	17.C	
p_snd09	17	17.C	
p_snd10	17	17.C	
p_snd11	17	17.C	
p_snd12	17	17.C	
p_snd13	17	17.C	
p_snd14	17	17.C	

Cough/Expectoration

p_cough	17	17.D	
pc_ds1	17	17.D	
pc_ds2	17	17.D	
pc_ds3	17	17.D	
pc_ds4	17	17.D	
pc_ds5	17	17.D	

Name	Scr.	VG	Table
pc_ds6	17	17.D	
pc_ds7	17	17.D	
pc_ds8	17	17.D	
pc_fr1	17	17.D	
pc_fr2	17	17.D	
pc_fr3	17	17.D	
pc_fr4	17	17.D	
pc_fr5	17	17.D	
pc_fr6	17	17.D	

Lower Respiratory Disease

p_bre1	17	17.E	
p_bre2	17	17.E	
p_bre3	17	17.E	
p_bre4	17	17.E	
p_bre5	17	17.E	
p_bre6	17	17.E	
p_bre7	17	17.E	
p_bre8	17	17.E	
p_lrs1	17	17.E	
p_lrs2	17	17.E	
p_lrs3	17	17.E	
p_lrs4	17	17.E	
p_lrs5	17	17.E	
p_lrs6	17	17.E	
p_lrs7	17	17.E	
pb_frq11	17	17.E	
pb_frq12	17	17.E	
pb_frq13	17	17.E	
pb_frq14	17	17.E	
pb_frq21	17	17.E	
pb_frq22	17	17.E	
pb_frq23	17	17.E	
pb_frq24	17	17.E	
pb_frq25	17	17.E	
pb_frq31	17	17.E	
pb_frq32	17	17.E	
pb_frq33	17	17.E	
pb_frq41	17	17.E	
pb_frq42	17	17.E	
pb_frq51	17	17.E	
pb_frq61	17	17.E	
pl_frq11	17	17.E	
pl_frq12	17	17.E	
pl_frq13	17	17.E	
pl_frq14	17	17.E	
pl_frq15	17	17.E	
pl_frq16	17	17.E	
pl_frq21	17	17.E	
pl_frq22	17	17.E	
pl_frq23	17	17.E	
pl_frq31	17	17.E	
pl_frq32	17	17.E	
pl_frq33	17	17.E	
pl_frq41	17	17.E	
pl_frq42	17	17.E	
pl_frq51	17	17.E	
pl_frq52	17	17.E	

Chest Description

p_measur	17	17.F	
p_pctcar	17	17.F	
p_pctexc	17	17.F	
pm_expir	17	17,F	
pm_insp	17	17.F	
pm_rest	17	17.F	
pm_unsp1	17	17.F	
pm_unsp2	17	17.F	
pm_unsp3	17	17.F	

Rating/Related Disease

p_rat1	17	17.G	
p_rat2	17	17.G	
p_rat3	17	17.G	
p_rat4	17	17.G	
p_rat5	17	17.G	
p_rat6	17	17.G	
p_rel01	17	17.G	
p_rel02	17	17.G	
p_rel03	17	17.G	
p_rel04	17	17.G	
p_rel05	17	17.G	
p_rel06	17	17.G	
p_rel07	17	17.G	
p_rel08	17	17.G	
p_rel09	17	17.G	
p_rel10	17	17.G	
p_rel11	17	17.G	
p_rel12	17	17.G	
p_rel13	17	17.G	
p_rel14	17	17.G	
p_rel15	17	17.G	
p_rel16	17	17.G	

Additional Comments

p_cmt1	17	17.H	
p_cmt2	17	17.H	
p_cmt3	17	17.H	
p_cmt4	17	17.H	
p_cmt5	17	17.H	
p_cmt6	17	17.H	

RHEUMATISM/ MUSCULO-SKELETAL

Name	Scr.	VG	Table	Name	Scr.	VG	Table

Body Part Affected

r_whr01	18	18.A		ri_cr14	18	18.A	
r_whr02	18	18.A		ri_cr15	18	18.A	
r_whr03	18	18.A		ri_cr16	18	18.A	
r_whr04	18	18.A		ri_cr17	18	18.A	
r_whr05	18	18.A		ri_pn01	18	18.A	
r_whr06	18	18.A		ri_pn02	18	18.A	
r_whr07	18	18.A		ri_pn03	18	18.A	
r_whr08	18	18.A		ri_pn04	18	18.A	
r_whr09	18	18.A		ri_pn05	18	18.A	
r_whr10	18	18.A		ri_pn06	18	18.A	
r_whr11	18	18.A		ri_pn07	18	18.A	
r_whr12	18	18.A		ri_pn08	18	18.A	
r_whr13	18	18.A		ri_pn09	18	18.A	
r_whr14	18	18.A		ri_pn10	18	18.A	
r_whr15	18	18.A		ri_pn11	18	18.A	
r_whr16	18	18.A		ri_pn12	18	18.A	
r_whr17	18	18.A		ri_pn13	18	18.A	
r_whr18	18	18.A		ri_pn14	18	18.A	
r_whr19	18	18.A		ri_pn15	18	18.A	
r_whr20	18	18.A		ri_pn16	18	18.A	
r_whr21	18	18.A		ri_pn17	18	18.A	
ri_at01	18	18.A		ri_pn18	18	18.A	
ri_at02	18	18.A		ri_pn19	18	18.A	
ri_at03	18	18.A		ri_pn20	18	18.A	
ri_at04	18	18.A		ri_rs101	18	18.A	
ri_at05	18	18.A		ri_rs102	18	18.A	
ri_at06	18	18.A		ri_rs103	18	18.A	
ri_at07	18	18.A		ri_rs104	18	18.A	
ri_at08	18	18.A		ri_rs105	18	18.A	
ri_at09	18	18.A		ri_rs106	18	18.A	
ri_at10	18	18.A		ri_rs107	18	18.A	
ri_at11	18	18.A		ri_rs108	18	18.A	
ri_at12	18	18.A		ri_rs109	18	18.A	
ri_at13	18	18.A		ri_rs110	18	18.A	
ri_at14	18	18.A		ri_rs111	18	18.A	
ri_at15	18	18.A		ri_rs112	18	18.A	
ri_at16	18	18.A		ri_rs113	18	18.A	
ri_at17	18	18.A		ri_rs114	18	18.A	
ri_at20	18	18.A		ri_rs115	18	18.A	
ri_cr01	18	18.A		ri_rs116	18	18.A	
ri_cr02	18	18.A		ri_rs117	18	18.A	
ri_cr03	18	18.A		ri_rs118	18	18.A	
ri_cr04	18	18.A		ri_rs119	18	18.A	
ri_cr05	18	18.A		ri_rs201	18	18.A	
ri_cr06	18	18.A		ri_rs202	18	18.A	
ri_cr07	18	18.A		ri_rs203	18	18.A	
ri_cr08	18	18.A		ri_rs204	18	18.A	
ri_cr09	18	18.A		ri_rs205	18	18.A	
ri_cr10	18	18.A		ri_rs206	18	18.A	
ri_cr11	18	18.A		ri_rs207	18	18.A	
ri_cr12	18	18.A		ri_rs208	18	18.A	
ri_cr13	18	18.A		ri_rs209	18	18.A	
				ri_rs210	18	18.A	
				ri_rs211	18	18.A	
				ri_rs212	18	18.A	

Name	Scr.	VG	Table	Name	Scr.	VG	Table
ri_rs301	18	18.A		ri_rs902	18	18.A	
ri_rs302	18	18.A		ri_rs903	18	18.A	
ri_rs303	18	18.A		ri_rs904	18	18.A	
ri_rs304	18	18.A		ri_rs905	18	18.A	
ri_rs305	18	18.A		ri_rs906	18	18.A	
ri_rs306	18	18.A		ri_rs907	18	18.A	
ri_rs307	18	18.A		ri_rs908	18	18.A	
ri_rs308	18	18.A		ri_rsa01	18	18.A	
ri_rs309	18	18.A		ri_rsa02	18	18.A	
ri_rs310	18	18.A		ri_rsa03	18	18.A	
ri_rs401	18	18.A		ri_rsa04	18	18.A	
ri_rs402	18	18.A		ri_rsa05	18	18.A	
ri_rs403	18	18.A		ri_rsb01	18	18.A	
ri_rs404	18	18.A		ri_rsb02	18	18.A	
ri_rs405	18	18.A		ri_rsb03	18	18.A	
ri_rs406	18	18.A		ri_rsb04	18	18.A	
ri_rs407	18	18.A		ri_rsb05	18	18.A	
ri_rs408	18	18.A		ri_rsc01	18	18.A	
ri_rs409	18	18.A		ri_rsc02	18	18.A	
ri_rs501	18	18.A		ri_rsc03	18	18.A	
ri_rs502	18	18.A		ri_rsc04	18	18.A	
ri_rs503	18	18.A		ri_rsc05	18	18.A	
ri_rs504	18	18.A		ri_rsd01	18	18.A	
ri_rs505	18	18.A		ri_rsd02	18	18.A	
ri_rs506	18	18.A		ri_rsd03	18	18.A	
ri_rs507	18	18.A		ri_rsd04	18	18.A	
ri_rs508	18	18.A		ri_rse01	18	18.A	
ri_rs509	18	18.A		ri_rse02	18	18.A	
ri_rs601	18	18.A		ri_rse03	18	18.A	
ri_rs602	18	18.A		ri_rse04	18	18.A	
ri_rs603	18	18.A		ri_rsf01	18	18.A	
ri_rs604	18	18.A		ri_rsf02	18	18.A	
ri_rs605	18	18.A		ri_rsf03	18	18.A	
ri_rs606	18	18.A		ri_rsf04	18	18.A	
ri_rs607	18	18.A		ri_rsg01	18	18.A	
ri_rs608	18	18.A		ri_rsg02	18	18.A	
ri_rs609	18	18.A		ri_rsg03	18	18.A	
ri_rs701	18	18.A		ri_rsg04	18	18.A	
ri_rs702	18	18.A		ri_rsg05	18	18.A	
ri_rs703	18	18.A		ri_rsg06	18	18.A	
ri_rs704	18	18.A		ri_rsh01	18	18.A	
ri_rs705	18	18.A		ri_rsh02	18	18.A	
ri_rs706	18	18.A		ri_rsi01	18	18.A	
ri_rs707	18	18.A		ri_rsi02	18	18.A	
ri_rs708	18	18.A		ri_rsi03	18	18.A	
ri_rs709	18	18.A		ri_rsj01	18	18.A	
ri_rs710	18	18.A		ri_rsj02	18	18.A	
ri_rs711	18	18.A		ri_rsk01	18	18.A	
ri_rs801	18	18.A		ri_rsk02	18	18.A	
ri_rs802	18	18.A		ri_rsk03	18	18.A	
ri_rs803	18	18.A		ri_rsk04	18	18.A	
ri_rs804	18	18.A		ri_sw01	18	18.A	
ri_rs805	18	18.A		ri_sw02	18	18.A	
ri_rs806	18	18.A		ri_sw03	18	18.A	
ri_rs901	18	18.A		ri_sw04	18	18.A	

Name	Scr.	VG	Table
ri_sw05	18	18.A	
ri_sw06	18	18.A	
ri_sw07	18	18.A	
ri_sw08	18	18.A	
ri_sw09	18	18.A	
ri_sw10	18	18.A	
ri_sw11	18	18.A	
ri_sw12	18	18.A	
ri_sw13	18	18.A	
ri_sw14	18	18.A	
ri_sw15	18	18.A	
ri_sw16	18	18.A	
ri_sw17	18	18.A	
ri_sw19	18	18.A	
ri_sw20	18	18.A	
ri_sw21	18	18.A	

Sciatica

r_sctica	18	18.B

Spinal Curvature/Deformity

r_spn1	18	18.C
r_spn2	18	18.C
r_spn3	18	18.C
r_spn4	18	18.C
r_spn5	18	18.C
r_spn6	18	18.C
r_spn7	18	18.C
r_spn8	18	18.C

Rating/Related Diseases

r_rat1	18	18.D
r_rat2	18	18.D
r_rat3	18	18.D
r_rat4	18	18.D
r_rel01	18	18.D
r_rel02	18	18.D
r_rel03	18	18.D
r_rel04	18	18.D
r_rel05	18	18.D
r_rel06	18	18.D
r_rel07	18	18.D
r_rel08	18	18.D
r_rel09	18	18.D
r_rel10	18	18.D
r_rel11	18	18.D
r_rel12	18	18.D
r_rel13	18	18.D
r_rel14	18	18.D
r_rel15	18	18.D
r_rel16	18	18.D

Additional Comments

r_cmt	18	18.E

VARICOSE VEINS

Varicose Veins

v_cyanos	19	19.A
v_discol	19	19.A
v_impmot	19	19.A
v_oedema	19	19.A
v_pain	19	19.A
v_scar	19	19.A
v_sknprb	19	19.A
v_veins	19	19.A

Rating/Related Diseases

v_rat1	19	19.B
v_rat2	19	19.B
v_rat3	19	19.B
v_rat4	19	19.B
v_rel1	19	19.B
v_rel2	19	19.B
v_rel3	19	19.B
v_rel4	19	19.B
v_rel5	19	19.B
v_rel6	19	19.B
v_rel7	19	19.B
v_rel8	19	19.B
v_rel9	19	19.B

Additional Comments

v_cmt	19	19.C

NORMAL (HEALTHY)

Normal Organs/Systems

o_nrm01	20	20.A
o_nrm02	20	20.A
o_nrm03	20	20.A
o_nrm04	20	20.A
o_nrm05	20	20.A
o_nrm06	20	20.A
o_nrm07	20	20.A
o_nrm08	20	20.A
o_nrm09	20	20.A
o_nrm10	20	20.A

Name	Scr.	VG	Table
o_nrm11	20	20.A	
o_nrm12	20	20.A	
o_nrm13	20	20.A	

Normal Body Movement

o_mea01	20	20.B	
o_mea02	20	20.B	
o_mea03	20	20.B	
o_mea04	20	20.B	
o_mea05	20	20.B	
o_mea06	20	20.B	
o_mea07	20	20.B	
o_mea08	20	20.B	
o_mea09	20	20.B	
o_mea10	20	20.B	
o_mea11	20	20.B	
o_mea12	20	20.B	
o_mea13	20	20.B	
o_mea14	20	20.B	
o_mea15	20	20.B	
o_mea16	20	20.B	
o_mea17	20	20.B	
o_mea18	20	20.B	
o_mea19	20	20.B	
o_mea20	20	20.B	
o_mea21	20	20.B	
o_mea22	20	20.B	
o_mea23	20	20.B	
o_mea24	20	20.B	
o_mea25	20	20.B	
o_mea26	20	20.B	
o_mea27	20	20.B	
o_mea28	20	20.B	
o_mea29	20	20.B	
o_mea30	20	20.B	
o_mea31	20	20.B	
o_mea32	20	20.B	
o_mea33	20	20.B	
o_mea34	20	20.B	
o_mea35	20	20.B	
o_mea36	20	20.B	

EXTRA INFORMATION

x_ext11	21	21
x_ext12	21	21
x_ext13	21	21
x_ext14	21	21
x_ext21	21	21
x_ext22	21	21
x_ext23	21	21
x_ext24	21	21
x_ext31	21	21
x_ext32	21	21
x_ext33	21	21
x_ext34	21	21
x_ext41	21	21
x_ext42	21	21
x_ext43	21	21

XIV. Alphabetic Index to Variables

This index provides pointers to various pieces of information about each variable referenced in this document as follows:

1) The *screen* (Scr.) refers to the data collection screens; templates of the collection screen are in Section **IV**.

2) The *variable group* (VG) number indicates the grouping of variables with similar content; detail on variable groups is found in Section **VI**.

3) The *table* number refers to the tables in Section **VII**, which documents codes and abbreviations.

Name	Scr.	VG	Table	Name	Scr.	VG	Table
a_age	1	1.I		a_dis06	1	1.N	
a_ageqc	1	1.A	1	a_dis07	1	1.N	
a_apptyp	1	1.D		a_dis08	1	1.N	
a_bldprs	1	1.L		a_dis09	1	1.N	
a_blprqc	1	1.A	1	a_dis10	1	1.N	
a_brdcnt	1	1.F		a_dis11	1	1.N	
a_brdcty	1	1.F		a_dis12	1	1.N	
a_brdqc	1	1.A	1	a_dis13	1	1.N	
a_brdst	1	1.F	2	a_dis14	1	1.N	
a_brdstr	1	1.F	2	a_dis15	1	1.N	
a_brtcnt	1	1.I		a_dis16	1	1.N	
a_brtcty	1	1.I		a_dis17	1	1.N	
a_brthqc	1	1.A	1	a_dis18	1	1.N	
a_brthst	1	1.I	2	a_dis19	1	1.N	
a_clst01	1	1.M		a_dis20	1	1.N	
a_clst02	1	1.M		a_dis21	1	1.N	
a_clst03	1	1.M		a_dis22	1	1.N	
a_clst04	1	1.M		a_eyes	1	1.J	3
a_clst05	1	1.M		a_hair	1	1.J	3
a_clst06	1	1.M		a_hgtft	1	1.J	
a_clst07	1	1.M		a_hgtin	1	1.J	
a_clst08	1	1.M		a_hgtqc	1	1.A	1
a_clst09	1	1.M		a_marks	1	1.J	
a_clst10	1	1.M		a_milqc1	1	1.A	1
a_clst11	1	1.M		a_milqc2	1	1.A	1
a_clst12	1	1.M		a_milqc3	1	1.A	1
a_cltcnt	1	1.F		a_milqc4	1	1.A	1
a_cltcty	1	1.F		a_milqc5	1	1.A	1
a_cltqc	1	1.A	1	a_mlcmp1	1	1.E	
a_cltst	1	1.F	2	a_mlcmp2	1	1.E	
a_cltstr	1	1.F	4	a_mlcmp3	1	1.E	
a_complx	1	1.J	3	a_mlcmp4	1	1.E	
a_dis01	1	1.N		a_mlcmp5	1	1.E	
a_dis02	1	1.N		a_mldsc1	1	1.E	6
a_dis03	1	1.N		a_mldsc2	1	1.E	6
a_dis04	1	1.N		a_mldsc3	1	1.E	6
a_dis05	1	1.N		a_mldsc4	1	1.E	6

Name	Scr.	VG	Table	Name	Scr.	VG	Table
a_mlrgt1	1	1.E		c_cmt3	2	2.M	
a_mlrgt2	1	1.E		c_cmt4	2	2.M	
a_mlrgt3	1	1.E		c_cmt5	2	2.M	
a_mlrgt4	1	1.E		c_cmt6	2	2.M	
a_mlrgt5	1	1.E		c_cmt7	2	2.M	
a_mlrnk1	1	1.E	5	c_cslng1	2	2.K	
a_mlrnk2	1	1.E	5	c_cslng2	2	2.K	
a_mlrnk3	1	1.E	5	c_cyanos	2	2.G	
a_mlrnk4	1	1.E	5	c_dyspne	2	2.H	
a_mlrnk5	1	1.E	5	c_enlarg	2	2.E	
a_mlsta1	1	1.E	2	c_impcir	2	2.J	
a_mlsta2	1	1.E	2	c_long1	2	2.K	
a_mlsta3	1	1.E	2	c_long2	2	2.K	
a_mlsta4	1	1.E	2	c_murmur	2	2.C	
a_mlsta5	1	1.E	2	c_oedema	2	2.F	
a_occod1	1	1.K		c_palp	2	2.B	
a_occod2	1	1.K		c_pul01	2	2.A	
a_occod3	1	1.K		c_pul02	2	2.A	
a_occod4	1	1.K		c_pul03	2	2.A	
a_occod5	1	1.K		c_pul04	2	2.A	
a_occqc1	1	1.A	1	c_pul05	2	2.A	
a_occqc2	1	1.A	1	c_pul06	2	2.A	
a_ocdsc1	1	1.K		c_pul07	2	2.A	
a_ocdsc2	1	1.K		c_pul08	2	2.A	
a_ocdsc3	1	1.K		c_pul09	2	2.A	
a_ocpat1	1	1.K		c_pul10	2	2.A	
a_ocpat2	1	1.K		c_pul11	2	2.A	
a_ocpat3	1	1.K		c_pul12	2	2.A	
a_ocpat4	1	1.K		c_pul13	2	2.A	
a_ocpat5	1	1.K		c_pul14	2	2.A	
a_plssit	1	1.L		c_pul15	2	2.A	
a_plsstn	1	1.L		c_pul16	2	2.A	
a_plsun1	1	1.L		c_rat1	2	2.L	
a_plsun2	1	1.L		c_rat2	2	2.L	
a_plsxrc	1	1.L		c_rat3	2	2.L	
a_prated	1	1.H		c_rat4	2	2.L	
a_pratef	1	1.H		c_rel01	2	2.L	
a_ratfor	1	1.H		c_rel02	2	2.L	
a_recnm1	1	1.B		c_rel03	2	2.L	
a_recnm2	1	1.B		c_rel04	2	2.L	
a_recnm3	1	1.B		c_rel05	2	2.L	
a_rspsit	1	1.L		c_rel06	2	2.L	
a_rspstn	1	1.L		c_rel07	2	2.L	
a_rspun1	1	1.L		c_rel08	2	2.L	
a_rspun2	1	1.L		c_rel09	2	2.L	
a_rspxrc	1	1.L		c_rel10	2	2.L	
a_temp	1	1.L		c_rel11	2	2.L	
a_tempqc	1	1.A	1	c_rel12	2	2.L	
a_totrat	1	1.O		c_rel13	2	2.L	
a_weight	1	1.J		c_rel14	2	2.L	
a_wgtqc	1	1.A	1	c_vlv01	2	2.D	
a_xmdate	1	1.G		c_vlv02	2	2.D	
a_xmdtqc	1	1.A	1	c_vlv03	2	2.D	
c_artscl	2	2.I		c_vlv04	2	2.D	
c_cmt1	2	2.M		c_vlv05	2	2.D	
c_cmt2	2	2.M		ca_whr1	2	2.H	

Name	Scr.	VG	Table	Name	Scr.	VG	Table
ca_whr2	2	2.H		d_csfq14	3	3.D	
ca_whr3	2	2.H		d_csfq15	3	3.D	
ca_whr4	2	2.H		d_csfq16	3	3.D	
ca_whr5	2	2.H		d_csfq21	3	3.D	
cd_whn1	2	2.H		d_csln11	3	3.D	
cd_whn2	2	2.H		d_csln12	3	3.D	
cd_whn3	2	2.H		d_csln21	3	3.D	
cd_whn4	2	2.H		d_csln22	3	3.D	
cd_whn5	2	2.H		d_csns11	3	3.D	
cm_sou1	2	2.C		d_csns12	3	3.D	
cm_sou2	2	2.C		d_csns13	3	3.D	
cm_sou3	2	2.C		d_csns14	3	3.D	
cm_sou4	2	2.C		d_csns21	3	3.D	
cm_sou5	2	2.C		d_cssf11	3	3.D	
cm_sou6	2	2.C		d_cssf12	3	3.D	
cm_thril	2	2.C		d_cssf21	3	3.D	
cm_tht1		2	2.C	d_cssn11	3	3.D	
cm_tht2		2	2.C	d_cssn12	3	3.D	
cm_tht3		2	2.C	d_cssn13	3	3.D	
cm_tht4		2	2.C	d_cssn14	3	3.D	
cm_tim1	2	2.C		d_cssn21	3	3.D	
cm_tim2	2	2.C		d_csst11	3	3.D	
cm_tim3	2	2.C		d_csst12	3	3.D	
cm_tim4	2	2.C		d_csst13	3	3.D	
cm_typ1	2	2.C		d_csst14	3	3.D	
cm_typ2	2	2.C		d_csst15	3	3.D	
cm_typ3	2	2.C		d_csst16	3	3.D	
cm_typ4	2	2.C		d_csst21	3	3.D	
cm_typ5	2	2.C		d_csst22	3	3.D	
cm_val01	2	2.C		d_csst23	3	3.D	
cm_val02	2	2.C		d_csst24	3	3.D	
cm_val03	2	2.C		d_cssv11	3	3.D	
cm_val04	2	2.C		d_cssv12	3	3.D	
cm_val05	2	2.C		d_cssv13	3	3.D	
co_sev1	2	2.F		d_cssv14	3	3.D	
co_sev2	2	2.F		d_cssv15	3	3.D	
co_sev3	2	2.F		d_cssv21	3	3.D	
co_sev4	2	2.F		d_dia1	3	3.A	
co_whr1	2	2.F		d_dia2	3	3.A	
co_whr2	2	2.F		d_frq11	3	3.D	
co_whr3	2	2.F		d_frq12	3	3.D	
co_whr4	2	2.F		d_frq13	3	3.D	
co_whr5	2	2.F		d_frq14	3	3.D	
co_whr6	2	2.F		d_frq15	3	3.D	
co_whr7	2	2.F		d_frq16	3	3.D	
co_whr8	2	2.F		d_frq21	3	3.D	
d_cmt11	3	3.F		d_lng11	3	3.D	
d_cmt12	3	3.F		d_lng12	3	3.D	
d_cmt13	3	3.F		d_lng21	3	3.D	
d_cmt14	3	3.F		d_lng22	3	3.D	
d_cmt21	3	3.F		d_nst11	3	3.D	
d_csdrh1	3	3.A		d_nst12	3	3.D	
d_csdrh2	3	3.A		d_nst13	3	3.D	
d_csfq11	3	3.D		d_nst14	3	3.D	
d_csfq12	3	3.D		d_nst21	3	3.D	
d_csfq13	3	3.D		d_rat11	3	3.E	

Name	Scr.	VG	Table	Name	Scr.	VG	Table
d_rat12	3	3.E		e_cap106	4	4.B	
d_rat13	3	3.E		e_cap107	4	4.B	
d_rat14	3	3.E		e_cap108	4	4.B	
d_rat21	3	3.E		e_cap109	4	4.B	
d_rat22	3	3.E		e_cap110	4	4.B	
d_rel101	3	3.E		e_cap111	4	4.B	
d_rel102	3	3.E		e_cap112	4	4.B	
d_rel103	3	3.E		e_cap113	4	4.B	
d_rel104	3	3.E		e_cap201	4	4.B	
d_rel105	3	3.E		e_cap202	4	4.B	
d_rel106	3	3.E		e_cap203	4	4.B	
d_rel107	3	3.E		e_cap204	4	4.B	
d_rel108	3	3.E		e_cap205	4	4.B	
d_rel109	3	3.E		e_cap206	4	4.B	
d_rel110	3	3.E		e_cap207	4	4.B	
d_rel111	3	3.E		e_cap208	4	4.B	
d_rel112	3	3.E		e_cap209	4	4.B	
d_rel113	3	3.E		e_cap301	4	4.B	
d_rel114	3	3.E		e_cap302	4	4.B	
d_rel115	3	3.E		e_cap303	4	4.B	
d_rel201	3	3.E		e_cap304	4	4.B	
d_rel202	3	3.E		e_cap305	4	4.B	
d_rel203	3	3.E		e_cau101	4	4.C	
d_rel204	3	3.E		e_cau102	4	4.C	
d_rel205	3	3.E		e_cau103	4	4.C	
d_rel206	3	3.E		e_cau104	4	4.C	
d_rel207	3	3.E		e_cau105	4	4.C	
d_sds11	3	3.D		e_cau106	4	4.C	
d_sds12	3	3.D		e_cau201	4	4.C	
d_sds13	3	3.D		e_cau202	4	4.C	
d_sds14	3	3.D		e_cau203	4	4.C	
d_sds15	3	3.D		e_cau204	4	4.C	
d_sds16	3	3.D		e_cau205	4	4.C	
d_sds21	3	3.D		e_cau206	4	4.C	
d_sds22	3	3.D		e_cmt1	4	4.E	
d_sds23	3	3.D		e_cmt2	4	4.E	
d_sds24	3	3.D		e_cmt3	4	4.E	
d_sea11	3	3.C		e_dds11	4	4.C	
d_sea12	3	3.C		e_dds12	4	4.C	
d_sea13	3	3.C		e_dds13	4	4.C	
d_sea14	3	3.C		e_dds14	4	4.C	
d_sea21	3	3.C		e_dds15	4	4.C	
d_sev11	3	3.D		e_dds16	4	4.C	
d_sev12	3	3.D		e_dds17	4	4.C	
d_sev13	3	3.D		e_dds18	4	4.C	
d_sev14	3	3.D		e_dds21	4	4.C	
d_sev15	3	3.D		e_dds22	4	4.C	
d_sev21	3	3.D		e_dds23	4	4.C	
d_suf11	3	3.B		e_dds24	4	4.C	
d_suf12	3	3.B		e_dds25	4	4.C	
d_suf21	3	3.B		e_dds26	4	4.C	
e_cap101	4	4.B		e_dds27	4	4.C	
e_cap102	4	4.B		e_dds31	4	4.C	
e_cap103	4	4.B		e_dds32	4	4.C	
e_cap104	4	4.B		e_def1	4	4.B	
e_cap105	4	4.B		e_def2	4	4.B	

Name	Scr.	VG	Table	Name	Scr.	VG	Table
e_def3	4	4.B		e_rel301	4	4.D	
e_drm1	4	4.C		e_rel302	4	4.D	
e_drm2	4	4.C		e_rel303	4	4.D	
e_drm3	4	4.C		e_rel304	4	4.D	
e_ear1	4	4.A		e_rel305	4	4.D	
e_ear2	4	4.A		e_rel306	4	4.D	
e_ear3	4	4.A		e_rel307	4	4.D	
e_eus1	4	4.C		e_rel308	4	4.D	
e_eus2	4	4.C		e_rel309	4	4.D	
e_eus3	4	4.C		examnum	1	1.G	
e_inf1	4	4.C		f_lvspg1	13	13.A	
e_inf2	4	4.C		f_lvspg2	13	13.A	
e_inf3	4	4.C		f_lvspg3	13	13.A	
e_mas1	4	4.C		g_app01	8	8.A	
e_mas2	4	4.C		g_app02	8	8.A	
e_mas3	4	4.C		g_app03	8	8.A	
e_mds11	4	4.C		g_app04	8	8.A	
e_mds12	4	4.C		g_app05	8	8.A	
e_mds13	4	4.C		g_app06	8	8.A	
e_mds21	4	4.C		g_app07	8	8.A	
e_mds22	4	4.C		g_app08	8	8.A	
e_mds31	4	4.C		g_app09	8	8.A	
e_rat101	4	4.D		g_app10	8	8.A	
e_rat102	4	4.D		g_app11	8	8.A	
e_rat103	4	4.D		g_app12	8	8.A	
e_rat104	4	4.D		g_app13	8	8.A	
e_rat105	4	4.D		g_app14	8	8.A	
e_rat106	4	4.D		g_app15	8	8.A	
e_rat201	4	4.D		g_app16	8	8.A	
e_rat202	4	4.D		g_app17	8	8.A	
e_rat301	4	4.D		g_app18	8	8.A	
e_rel101	4	4.D		g_app19	8	8.A	
e_rel102	4	4.D		g_cmt1	8	8.G	
e_rel103	4	4.D		g_cmt2	8	8.G	
e_rel104	4	4.D		g_cmt3	8	8.G	
e_rel105	4	4.D		g_cmt4	8	8.G	
e_rel106	4	4.D		g_cmt5	8	8.G	
e_rel107	4	4.D		g_csscv	8	8.C	
e_rel108	4	4.D		g_gai1	8	8.D	
e_rel109	4	4.D		g_gai2	8	8.D	
e_rel110	4	4.D		g_gai3	8	8.D	
e_rel111	4	4.D		g_gai4	8	8.D	
e_rel112	4	4.D		g_gai5	8	8.D	
e_rel113	4	4.D		g_gai6	8	8.D	
e_rel114	4	4.D		g_gai7	8	8.D	
e_rel201	4	4.D		g_gai8	8	8.D	
e_rel202	4	4.D		g_gum1		8	8.C
e_rel203	4	4.D		g_gum2		8	8.C
e_rel204	4	4.D		g_gum3		8	8.C
e_rel205	4	4.D		g_gum4		8	8.C
e_rel206	4	4.D		g_gum5		8	8.C
e_rel207	4	4.D		g_gum6		8	8.C
e_rel208	4	4.D		g_gum7		8	8.C
e_rel209	4	4.D		g_gum8		8	8.C
e_rel210	4	4.D		g_gum9		8	8.C
e_rel211	4	4.D		g_hnd1	8	8.E	

Name	Scr.	VG	Table	Name	Scr.	VG	Table
g_hnd2	8	8.E		g_skn08	8	8.B	
g_hnd3	8	8.E		g_skn09	8	8.B	
g_hnd4	8	8.E		g_skn10	8	8.B	
g_hnd5	8	8.E		g_skn11	8	8.B	
g_hnd6	8	8.E		g_skn12	8	8.B	
g_manlab	8	8.E		g_skn13	8	8.B	
g_mus01	8	8.D		g_skn14	8	8.B	
g_mus02	8	8.D		g_skn15	8	8.B	
g_mus03	8	8.D		g_skn16	8	8.B	
g_mus04	8	8.D		g_skn17	8	8.B	
g_mus05	8	8.D		g_skn18	8	8.B	
g_mus06	8	8.D		g_skn19	8	8.B	
g_mus07	8	8.D		g_skn20	8	8.B	
g_mus08	8	8.D		g_skn21	8	8.B	
g_mus09	8	8.D		g_skn22	8	8.B	
g_mus10	8	8.D		g_skn23	8	8.B	
g_mus11	8	8.D		g_skn24	8	8.B	
g_mus12	8	8.D		g_skn25	8	8.B	
g_mus13	8	8.D		g_skn26	8	8.B	
g_pst1	8	8.D		g_tth01	8	8.C	
g_pst2	8	8.D		g_tth02	8	8.C	
g_pst3	8	8.D		g_tth03	8	8.C	
g_pst4	8	8.D		g_tth04	8	8.C	
g_pst5	8	8.D		g_tth05	8	8.C	
g_pst6	8	8.D		g_tth06	8	8.C	
g_rat1	8	8.F		g_tth07	8	8.C	
g_rat2	8	8.F		g_tth08	8	8.C	
g_rat3	8	8.F		g_tth09	8	8.C	
g_rat4	8	8.F		g_tth10	8	8.C	
g_rat5	8	8.F		g_tth11	8	8.C	
g_rel01	8	8.F		g_tth12	8	8.C	
g_rel02	8	8.F		g_tth13	8	8.C	
g_rel03	8	8.F		g_tth14	8	8.C	
g_rel04	8	8.F		g_tth15	8	8.C	
g_rel05	8	8.F		g_tth16	8	8.C	
g_rel06	8	8.F		g_tth17	8	8.C	
g_rel07	8	8.F		g_tth18	8	8.C	
g_rel08	8	8.F		g_tth19	8	8.C	
g_rel09	8	8.F		g_tth20	8	8.C	
g_rel10	8	8.F		g_tth21	8	8.C	
g_rel11	8	8.F		g_tth22	8	8.C	
g_rel12	8	8.F		h_cls11	10	10.A	
g_rel13	8	8.F		h_cls12	10	10.A	
g_rel14	8	8.F		h_cls13	10	10.A	
g_rel15	8	8.F		h_cls14	10	10.A	
g_rel16	8	8.F		h_cls15	10	10.A	
g_reqaid	8	8.E		h_cls16	10	10.A	
g_scurvy	8	8.C		h_cls17	10	10.A	
g_scvevr	8	8.C		h_cls21	10	10.A	
g_skn01	8	8.B		h_cls22	10	10.A	
g_skn02	8	8.B		h_cls23	10	10.A	
g_skn03	8	8.B		h_cls24	10	10.A	
g_skn04	8	8.B		h_cls31	10	10.A	
g_skn05	8	8.B		h_cls32	10	10.A	
g_skn06	8	8.B		h_cls33	10	10.A	
g_skn07	8	8.B		h_cmt1	10	10.C	

Name	Scr.	VG	Table	Name	Scr.	VG	Table
h_cmt2	10	10.C		h_rel304	10	10.B	
h_cmt3	10	10.C		h_rel401	10	10.B	
h_csln11	10	10.A		h_rel402	10	10.B	
h_csln12	10	10.A		h_rel403	10	10.B	
h_csln13	10	10.A		h_scr1	10	10.A	
h_csln21	10	10.A		h_scr2	10	10.A	
h_csln22	10	10.A		h_scr3	10	10.A	
h_knd11	10	10.A		h_siz11	10	10.A	
h_knd12	10	10.A		h_siz12	10	10.A	
h_knd13	10	10.A		h_siz13	10	10.A	
h_knd14	10	10.A		h_siz14	10	10.A	
h_knd15	10	10.A		h_siz15	10	10.A	
h_knd21	10	10.A		h_siz16	10	10.A	
h_knd22	10	10.A		h_siz21	10	10.A	
h_knd23	10	10.A		h_siz22	10	10.A	
h_knd24	10	10.A		h_siz23	10	10.A	
h_knd31	10	10.A		h_siz24	10	10.A	
h_knd41	10	10.A		h_siz25	10	10.A	
h_lng11	10	10.A		h_siz31	10	10.A	
h_lng12	10	10.A		h_siz32	10	10.A	
h_lng13	10	10.A		h_siz41	10	10.A	
h_lng21	10	10.A		h_var1	10	10.A	
h_lng22	10	10.A		h_var2	10	10.A	
h_rat11	10	10.B		h_var3	10	10.A	
h_rat12	10	10.B		i_cmt1	11	11.C	
h_rat13	10	10.B		i_cmt2	11	11.C	
h_rat14	10	10.B		i_cmt3	11	11.C	
h_rat15	10	10.B		i_cur1	11	11.A	
h_rat21	10	10.B		i_cur2	11	11.A	
h_rat22	10	10.B		i_cur3	11	11.A	
h_rat23	10	10.B		i_cur4	11	11.A	
h_rat31	10	10.B		i_eff101		11	11.A
h_rel101	10	10.B		i_eff102		11	11.A
h_rel102	10	10.B		i_eff103		11	11.A
h_rel103	10	10.B		i_eff104		11	11.A
h_rel104	10	10.B		i_eff105		11	11.A
h_rel105	10	10.B		i_eff106		11	11.A
h_rel106	10	10.B		i_eff107		11	11.A
h_rel107	10	10.B		i_eff108		11	11.A
h_rel108	10	10.B		i_eff109		11	11.A
h_rel109	10	10.B		i_eff110		11	11.A
h_rel110	10	10.B		i_eff111		11	11.A
h_rel111	10	10.B		i_eff112		11	11.A
h_rel201	10	10.B		i_eff113		11	11.A
h_rel202	10	10.B		i_eff114		11	11.A
h_rel203	10	10.B		i_eff115		11	11.A
h_rel204	10	10.B		i_eff116		11	11.A
h_rel205	10	10.B		i_eff117		11	11.A
h_rel206	10	10.B		i_eff118		11	11.A
h_rel207	10	10.B		i_eff119		11	11.A
h_rel208	10	10.B		i_eff120		11	11.A
h_rel209	10	10.B		i_eff121		11	11.A
h_rel210	10	10.B		i_eff122		11	11.A
h_rel301	10	10.B		i_eff123		11	11.A
h_rel302	10	10.B		i_eff124		11	11.A
h_rel303	10	10.B		i_eff125		11	11.A

Name	Scr.	VG	Table	Name	Scr.	VG	Table
i_eff126		11	11.A	i_rel101	11	11.B	
i_eff201		11	11.A	i_rel102	11	11.B	
i_eff202		11	11.A	i_rel103	11	11.B	
i_eff203		11	11.A	i_rel104	11	11.B	
i_eff204		11	11.A	i_rel105	11	11.B	
i_eff205		11	11.A	i_rel106	11	11.B	
i_eff206		11	11.A	i_rel107	11	11.B	
i_eff207		11	11.A	i_rel108	11	11.B	
i_eff208		11	11.A	i_rel109	11	11.B	
i_eff209		11	11.A	i_rel110	11	11.B	
i_eff210		11	11.A	i_rel111	11	11.B	
i_eff211		11	11.A	i_rel112	11	11.B	
i_eff212		11	11.A	i_rel113	11	11.B	
i_eff213		11	11.A	i_rel114	11	11.B	
i_eff214		11	11.A	i_rel115	11	11.B	
i_eff215		11	11.A	i_rel116	11	11.B	
i_eff216		11	11.A	i_rel201	11	11.B	
i_eff217		11	11.A	i_rel202	11	11.B	
i_eff218		11	11.A	i_rel203	11	11.B	
i_eff219		11	11.A	i_rel204	11	11.B	
i_eff220		11	11.A	i_rel205	11	11.B	
i_eff221		11	11.A	i_rel206	11	11.B	
i_eff222		11	11.A	i_rel207	11	11.B	
i_eff223		11	11.A	i_rel208	11	11.B	
i_eff224		11	11.A	i_rel209	11	11.B	
i_eff301		11	11.A	i_rel301	11	11.B	
i_eff302		11	11.A	i_rel302	11	11.B	
i_eff303		11	11.A	i_rel303	11	11.B	
i_eff304		11	11.A	i_rel304	11	11.B	
i_eff305		11	11.A	i_rel305	11	11.B	
i_eff306		11	11.A	i_rel306	11	11.B	
i_eff307		11	11.A	i_rel307	11	11.B	
i_eff308		11	11.A	i_rel401	11	11.B	
i_eff309		11	11.A	i_rel402	11	11.B	
i_eff310		11	11.A	i_rel403	11	11.B	
i_eff311		11	11.A	i_whn11	11	11.A	
i_eff312		11	11.A	i_whn12	11	11.A	
i_eff313		11	11.A	i_whn13	11	11.A	
i_eff314		11	11.A	i_whn21	11	11.A	
i_eff401		11	11.A	i_whn22	11	11.A	
i_eff402		11	11.A	i_whn31	11	11.A	
i_eff403		11	11.A	i_whn41	11	11.A	
i_eff404		11	11.A	i_whr11	11	11.A	
i_eff405		11	11.A	i_whr12	11	11.A	
i_eff406		11	11.A	i_whr13	11	11.A	
i_fev1	11	11.A		i_whr21	11	11.A	
i_fev2	11	11.A		i_whr31	11	11.A	
i_fev3	11	11.A		k_cmt	5	5.D	
i_fev4	11	11.A		k_dbetes	5	5.B	
i_rat11	11	11.B		k_goiter	5	5.A	
i_rat12	11	11.B		k_gtrdsc	5	5.A	
i_rat13	11	11.B		k_nodule	5	5.A	
i_rat14	11	11.B		k_rat1	5	5.C	
i_rat21	11	11.B		k_rat2	5	5.C	
i_rat22	11	11.B		k_rel1	5	5.C	
i_rat31	11	11.B		k_rel2	5	5.C	

Name	Scr.	VG	Table	Name	Scr.	VG	Table
k_rel3	5	5.C		m_rel02	16	16.F	
k_rel4	5	5.C		m_rel03	16	16.F	
k_rel5	5	5.C		m_rel04	16	16.F	
k_rel6	5	5.C		m_rel05	16	16.F	
k_rel7	5	5.C		m_rel06	16	16.F	
k_rel8	5	5.C		m_rel07	16	16.F	
k_rel9	5	5.C		m_rel08	16	16.F	
l_ascite	13	13.B		m_rel09	16	16.F	
l_atrphy	13	13.B		m_rel10	16	16.F	
l_cau1	13	13.B		m_rel11	16	16.F	
l_cmt	13	13.B		m_rel12	16	16.F	
l_dkurin	13	13.B		m_rel13	16	16.F	
l_enlarg	13	13.B		m_rel14	16	16.F	
l_nlg1	13	13.B		m_rprlps	16	16.B	
l_nlg2	13	13.B		m_rtnder	16	16.B	
l_nlg3	13	13.B		m_rulcrt	16	16.B	
l_nlg4	13	13.B		m_sploos	16	16.C	
l_pain	13	13.B		m_spscar	16	16.C	
l_rat1	13	13.B		n_anxous	15	15.F	
l_rat2	13	13.B		n_aphsia	15	15.A	
l_rat3	13	13.B		n_balnce	15	15.A	
l_rat4	13	13.B		n_cau1	15	15.I	
l_rel01	13	13.B		n_cau2	15	15.I	
l_rel02	13	13.B		n_cau3	15	15.I	
l_rel03	13	13.B		n_cau4	15	15.I	
l_rel04	13	13.B		n_cau5	15	15.I	
l_rel05	13	13.B		n_cmt01	15	15.L	
l_rel06	13	13.B		n_cmt02	15	15.L	
l_rel07	13	13.B		n_cmt03	15	15.L	
l_rel08	13	13.B		n_cmt04	15	15.L	
l_rel09	13	13.B		n_cmt05	15	15.L	
l_rel10	13	13.B		n_cmt06	15	15.L	
l_rel11	13	13.B		n_cmt07	15	15.L	
l_yellow	13	13.B		n_cmt08	15	15.L	
m_cmt1		16	16.G	n_cmt09	15	15.L	
m_cmt2		16	16.G	n_cmt10	15	15.L	
m_cmt3		16	16.G	n_cmt11	15	15.L	
m_cmt4		16	16.G	n_cmt12	15	15.L	
m_cmt5		16	16.G	n_cmt13	15	15.L	
m_cmt6		16	16.G	n_cmt14	15	15.L	
m_cmt7		16	16.G	n_cmt15	15	15.L	
m_cmt8		16	16.G	n_depend	15	15.J	
m_fstula	16	16.D		n_eplpsy	15	15.G	
m_hbleed	16	16.A		n_hds1	15	15.F	
m_hmrrhd	16	16.A		n_hds2	15	15.F	
m_hprlps	16	16.A		n_hds3	15	15.F	
m_htnder	16	16.A		n_hds4	15	15.F	
m_hulcrt	16	16.A		n_hds5	15	15.F	
m_prurts	16	16.E		n_hds6	15	15.F	
m_rat1	16	16.F		n_hds7	15	15.F	
m_rat2	16	16.F		n_hds8	15	15.F	
m_rat3	16	16.F		n_hedach	15	15.F	
m_rat4	16	16.F		n_incoor	15	15.A	
m_rbleed	16	16.B		n_memlos	15	15.H	
m_rectum	16	16.B		n_mil01	15	15.H	
m_rel01	16	16.F		n_mil02	15	15.H	

Name	Scr.	VG	Table	Name	Scr.	VG	Table
n_mil03	15	15.H		n_rel05	15	15.K	
n_mil04	15	15.H		n_rel06	15	15.K	
n_mil05	15	15.H		n_rel07	15	15.K	
n_mil06	15	15.H		n_rel08	15	15.K	
n_mil07	15	15.H		n_rel09	15	15.K	
n_mil08	15	15.H		n_rel10	15	15.K	
n_mil09	15	15.H		n_rel11	15	15.K	
n_mil10	15	15.H		n_rel12	15	15.K	
n_mil11	15	15.H		n_rel13	15	15.K	
n_mil12	15	15.H		n_rel14	15	15.K	
n_mil13	15	15.H		n_rfl1	15	15.C	
n_mil14	15	15.H		n_rfl2	15	15.C	
n_mil15	15	15.H		n_rfl3	15	15.C	
n_mil16	15	15.H		n_rfl4	15	15.C	
n_mil17	15	15.H		n_rfl5	15	15.C	
n_mil18	15	15.H		n_rfl6	15	15.C	
n_mil19	15	15.H		n_rfl7	15	15.C	
n_mil20	15	15.H		n_rfl8	15	15.C	
n_mil21	15	15.H		n_rsd1	15	15.C	
n_mil22	15	15.H		n_rsd2	15	15.C	
n_mil23	15	15.H		n_rsd3	15	15.C	
n_nrg01	15	15.E		n_rsd4	15	15.C	
n_nrg02	15	15.E		n_rsd5	15	15.C	
n_nrg03	15	15.E		n_rsd6	15	15.C	
n_nrg04	15	15.E		n_sense	15	15.E	
n_nrg05	15	15.E		n_tremor	15	15.D	
n_nrg06	15	15.E		n_vrtigo		15	15.F
n_nrg07	15	15.E		n_wne01	15	15.E	
n_nrg08	15	15.E		n_wne02	15	15.E	
n_nrg09	15	15.E		n_wne03	15	15.E	
n_nrg10	15	15.E		n_wne04	15	15.E	
n_nrg11	15	15.E		n_wne05	15	15.E	
n_nrg12	15	15.E		n_wne06	15	15.E	
n_nrg13	15	15.E		n_wne07	15	15.E	
n_nrg14	15	15.E		n_wne08	15	15.E	
n_nrg15	15	15.E		n_wne09	15	15.E	
n_nrg16	15	15.E		n_wne10	15	15.E	
n_nrg17	15	15.E		n_wne11	15	15.E	
n_nrg18	15	15.E		n_wne12	15	15.E	
n_parlys	15	15.B		n_wne13	15	15.E	
n_rat1	15	15.K		n_wne14	15	15.E	
n_rat2	15	15.K		n_wne15	15	15.E	
n_rat3	15	15.K		n_wne16	15	15.E	
n_rat4	15	15.K		n_wne17	15	15.E	
n_rds1	15	15.C		n_wne18	15	15.E	
n_rds2	15	15.C		n_wpa01	15	15.B	
n_rds3	15	15.C		n_wpa02	15	15.B	
n_rds4	15	15.C		n_wpa03	15	15.B	
n_rds5	15	15.C		n_wpa04	15	15.B	
n_rds6	15	15.C		n_wpa05	15	15.B	
n_rds7	15	15.C		n_wpa06	15	15.B	
n_rds8	15	15.C		n_wpa07	15	15.B	
n_rel01	15	15.K		n_wpa08	15	15.B	
n_rel02	15	15.K		n_wpa09	15	15.B	
n_rel03	15	15.K		n_wpa10	15	15.B	
n_rel04	15	15.K		n_wpa11	15	15.B	

Name	Scr.	VG	Table	Name	Scr.	VG	Table
n_wpa12	15	15.B		o_nrm08	20	20.A	
n_wsp01	15	15.E		o_nrm09	20	20.A	
n_wsp02	15	15.E		o_nrm10	20	20.A	
n_wsp03	15	15.E		o_nrm11	20	20.A	
n_wsp04	15	15.E		o_nrm12	20	20.A	
n_wsp05	15	15.E		o_nrm13	20	20.A	
n_wsp06	15	15.E		p_bre1	17	17.E	
n_wsp07	15	15.E		p_bre2	17	17.E	
n_wsp08	15	15.E		p_bre3	17	17.E	
n_wsp09	15	15.E		p_bre4	17	17.E	
n_wsp10	15	15.E		p_bre5	17	17.E	
n_wsp11	15	15.E		p_bre6	17	17.E	
n_wsp12	15	15.E		p_bre7	17	17.E	
o_mea01	20	20.B		p_bre8	17	17.E	
o_mea02	20	20.B		p_cmt1	17	17.H	
o_mea03	20	20.B		p_cmt2	17	17.H	
o_mea04	20	20.B		p_cmt3	17	17.H	
o_mea05	20	20.B		p_cmt4	17	17.H	
o_mea06	20	20.B		p_cmt5	17	17.H	
o_mea07	20	20.B		p_cmt6	17	17.H	
o_mea08	20	20.B		p_cough	17	17.D	
o_mea09	20	20.B		p_dull	17	17.B	
o_mea10	20	20.B		p_lrs1	17	17.E	
o_mea11	20	20.B		p_lrs2	17	17.E	
o_mea12	20	20.B		p_lrs3	17	17.E	
o_mea13	20	20.B		p_lrs4	17	17.E	
o_mea14	20	20.B		p_lrs5	17	17.E	
o_mea15	20	20.B		p_lrs6	17	17.E	
o_mea16	20	20.B		p_lrs7	17	17.E	
o_mea17	20	20.B		p_measur	17	17.F	
o_mea18	20	20.B		p_pctcar	17	17.F	
o_mea19	20	20.B		p_pctexc	17	17.F	
o_mea20	20	20.B		p_rat1	17	17.G	
o_mea21	20	20.B		p_rat2	17	17.G	
o_mea22	20	20.B		p_rat3	17	17.G	
o_mea23	20	20.B		p_rat4	17	17.G	
o_mea24	20	20.B		p_rat5	17	17.G	
o_mea25	20	20.B		p_rat6	17	17.G	
o_mea26	20	20.B		p_rel01	17	17.G	
o_mea27	20	20.B		p_rel02	17	17.G	
o_mea28	20	20.B		p_rel03	17	17.G	
o_mea29	20	20.B		p_rel04	17	17.G	
o_mea30	20	20.B		p_rel05	17	17.G	
o_mea31	20	20.B		p_rel06	17	17.G	
o_mea32	20	20.B		p_rel07	17	17.G	
o_mea33	20	20.B		p_rel08	17	17.G	
o_mea34	20	20.B		p_rel09	17	17.G	
o_mea35	20	20.B		p_rel10	17	17.G	
o_mea36	20	20.B		p_rel11	17	17.G	
o_nrm01	20	20.A		p_rel12	17	17.G	
o_nrm02	20	20.A		p_rel13	17	17.G	
o_nrm03	20	20.A		p_rel14	17	17.G	
o_nrm04	20	20.A		p_rel15	17	17.G	
o_nrm05	20	20.A		p_rel16	17	17.G	
o_nrm06	20	20.A		p_snd01	17	17.C	
o_nrm07	20	20.A		p_snd02	17	17.C	

Name	Scr.	VG	Table	Name	Scr.	VG	Table
p_snd03	17	17.C		pc_ds3	17	17.D	
p_snd04	17	17.C		pc_ds4	17	17.D	
p_snd05	17	17.C		pc_ds5	17	17.D	
p_snd06	17	17.C		pc_ds6	17	17.D	
p_snd07	17	17.C		pc_ds7	17	17.D	
p_snd08	17	17.C		pc_ds8	17	17.D	
p_snd09	17	17.C		pc_fr1	17	17.D	
p_snd10	17	17.C		pc_fr2	17	17.D	
p_snd11	17	17.C		pc_fr3	17	17.D	
p_snd12	17	17.C		pc_fr4	17	17.D	
p_snd13	17	17.C		pc_fr5	17	17.D	
p_snd14	17	17.C		pc_fr6	17	17.D	
p_urs0117	17.A			pd_wh01	17	17.B	
p_urs0217	17.A			pd_wh02	17	17.B	
p_urs0317	17.A			pd_wh03	17	17.B	
p_urs0417	17.A			pd_wh04	17	17.B	
p_urs0517	17.A			pd_wh05	17	17.B	
p_urs0617	17.A			pd_wh06	17	17.B	
p_urs0717	17.A			pd_wh07	17	17.B	
p_urs0817	17.A			pl_frq11	17	17.E	
p_urs0917	17.A			pl_frq12	17	17.E	
p_urs1017	17.A			pl_frq13	17	17.E	
p_urs1117	17.A			pl_frq14	17	17.E	
p_urs1217	17.A			pl_frq15	17	17.E	
p_urs1317	17.A			pl_frq16	17	17.E	
p_urs1417	17.A			pl_frq21	17	17.E	
p_urs1517	17.A			pl_frq22	17	17.E	
p_urs1617	17.A			pl_frq23	17	17.E	
p_urs1717	17.A			pl_frq31	17	17.E	
p_urs1817	17.A			pl_frq32	17	17.E	
p_urs1917	17.A			pl_frq33	17	17.E	
p_urs2017	17.A			pl_frq41	17	17.E	
p_urs2117	17.A			pl_frq42	17	17.E	
p_urs2217	17.A			pl_frq51	17	17.E	
p_urs2317	17.A			pl_frq52	17	17.E	
p_urs2417	17.A			pm_expir	17	17.F	
p_urs2517	17.A			pm_insp	17	17.F	
p_urs2617	17.A			pm_rest	17	17.F	
pb_frq11	17	17.E		pm_unsp1	17	17.F	
pb_frq12	17	17.E		pm_unsp2	17	17.F	
pb_frq13	17	17.E		pm_unsp3	17	17.F	
pb_frq14	17	17.E		q_abddsc	7	7.B	
pb_frq21	17	17.E		q_cmt	7	7.D	
pb_frq22	17	17.E		q_csabd	7	7.B	
pb_frq23	17	17.E		q_csdiet	7	7.B	
pb_frq24	17	17.E		q_csdys	7	7.B	
pb_frq25	17	17.E		q_csfq1	7	7.A	
pb_frq31	17	17.E		q_csfq2	7	7.A	
pb_frq32	17	17.E		q_csfq3	7	7.A	
pb_frq33	17	17.E		q_csin1	7	7.A	
pb_frq41	17	17.E		q_csin2	7	7.A	
pb_frq42	17	17.E		q_csin3	7	7.A	
pb_frq51	17	17.E		q_csin4	7	7.A	
pb_frq61	17	17.E		q_csmal	7	7.B	
pc_ds1	17	17.D		q_csnau	7	7.B	
pc_ds2	17	17.D		q_cstn1	7	7.B	

Name	Scr.	VG	Table	Name	Scr.	VG	Table
q_cstn2	7	7.B		r_rel07	18	18.D	
q_cstn3	7	7.B		r_rel08	18	18.D	
q_cstn4	7	7.B		r_rel09	18	18.D	
q_cstn5	7	7.B		r_rel10	18	18.D	
q_cstn6	7	7.B		r_rel11	18	18.D	
q_csvbld	7	7.B		r_rel12	18	18.D	
q_csvmfd	7	7.B		r_rel13	18	18.D	
q_diet	7	7.B		r_rel14	18	18.D	
q_dysphg	7	7.B		r_rel15	18	18.D	
q_frq1	7	7.A		r_rel16	18	18.D	
q_frq2	7	7.A		r_sctica	18	18.B	
q_frq3	7	7.A		r_spn1	18	18.C	
q_frq4	7	7.A		r_spn2	18	18.C	
q_ind1	7	7.A		r_spn3	18	18.C	
q_ind2	7	7.A		r_spn4	18	18.C	
q_ind3	7	7.A		r_spn5	18	18.C	
q_ind4	7	7.A		r_spn6	18	18.C	
q_malass	7	7.B		r_spn7	18	18.C	
q_nausea	7	7.B		r_spn8	18	18.C	
q_rat1	7	7.C		r_whr0118	18.A		
q_rat2	7	7.C		r_whr0218	18.A		
q_rat3	7	7.C		r_whr0318	18.A		
q_rat4	7	7.C		r_whr0418	18.A		
q_rel01	7	7.C		r_whr0518	18.A		
q_rel02	7	7.C		r_whr0618	18.A		
q_rel03	7	7.C		r_whr0718	18.A		
q_rel04	7	7.C		r_whr0818	18.A		
q_rel05	7	7.C		r_whr0918	18.A		
q_rel06	7	7.C		r_whr1018	18.A		
q_rel07	7	7.C		r_whr1118	18.A		
q_rel08	7	7.C		r_whr1218	18.A		
q_rel09	7	7.C		r_whr1318	18.A		
q_rel10	7	7.C		r_whr1418	18.A		
q_rel11	7	7.C		r_whr1518	18.A		
q_rel12	7	7.C		r_whr1618	18.A		
q_rel13	7	7.C		r_whr1718	18.A		
q_rel14	7	7.C		r_whr1818	18.A		
q_tnd1	7	7.B		r_whr1918	18.A		
q_tnd2	7	7.B		r_whr2018	18.A		
q_tnd3	7	7.B		r_whr2118	18.A		
q_tnd4	7	7.B		recidnum	1	1.C	
q_tnd5	7	7.B		ri_at01	18	18.A	
q_tnd6	7	7.B		ri_at02	18	18.A	
q_vmtbld	7	7.B		ri_at03	18	18.A	
q_vmtfd		7	7.B	ri_at04	18	18.A	
r_cmt	18	18.E		ri_at05	18	18.A	
r_rat1	18	18.D		ri_at06	18	18.A	
r_rat2	18	18.D		ri_at07	18	18.A	
r_rat3	18	18.D		ri_at08	18	18.A	
r_rat4	18	18.D		ri_at09	18	18.A	
r_rel01	18	18.D		ri_at10	18	18.A	
r_rel02	18	18.D		ri_at11	18	18.A	
r_rel03	18	18.D		ri_at12	18	18.A	
r_rel04	18	18.D		ri_at13	18	18.A	
r_rel05	18	18.D		ri_at14	18	18.A	
r_rel06	18	18.D		ri_at15	18	18.A	

Name	Scr.	VG	Table	Name	Scr.	VG	Table
ri_at16	18	18.A		ri_rs117	18	18.A	
ri_at17	18	18.A		ri_rs118	18	18.A	
ri_at20	18	18.A		ri_rs119	18	18.A	
ri_cr01	18	18.A		ri_rs201	18	18.A	
ri_cr02	18	18.A		ri_rs202	18	18.A	
ri_cr03	18	18.A		ri_rs203	18	18.A	
ri_cr04	18	18.A		ri_rs204	18	18.A	
ri_cr05	18	18.A		ri_rs205	18	18.A	
ri_cr06	18	18.A		ri_rs206	18	18.A	
ri_cr07	18	18.A		ri_rs207	18	18.A	
ri_cr08	18	18.A		ri_rs208	18	18.A	
ri_cr09	18	18.A		ri_rs209	18	18.A	
ri_cr10	18	18.A		ri_rs210	18	18.A	
ri_cr11	18	18.A		ri_rs211	18	18.A	
ri_cr12	18	18.A		ri_rs212	18	18.A	
ri_cr13	18	18.A		ri_rs301	18	18.A	
ri_cr14	18	18.A		ri_rs302	18	18.A	
ri_cr15	18	18.A		ri_rs303	18	18.A	
ri_cr16	18	18.A		ri_rs304	18	18.A	
ri_cr17	18	18.A		ri_rs305	18	18.A	
ri_pn01	18	18.A		ri_rs306	18	18.A	
ri_pn02	18	18.A		ri_rs307	18	18.A	
ri_pn03	18	18.A		ri_rs308	18	18.A	
ri_pn04	18	18.A		ri_rs309	18	18.A	
ri_pn05	18	18.A		ri_rs310	18	18.A	
ri_pn06	18	18.A		ri_rs401	18	18.A	
ri_pn07	18	18.A		ri_rs402	18	18.A	
ri_pn08	18	18.A		ri_rs403	18	18.A	
ri_pn09	18	18.A		ri_rs404	18	18.A	
ri_pn10	18	18.A		ri_rs405	18	18.A	
ri_pn11	18	18.A		ri_rs406	18	18.A	
ri_pn12	18	18.A		ri_rs407	18	18.A	
ri_pn13	18	18.A		ri_rs408	18	18.A	
ri_pn14	18	18.A		ri_rs409	18	18.A	
ri_pn15	18	18.A		ri_rs501	18	18.A	
ri_pn16	18	18.A		ri_rs502	18	18.A	
ri_pn17	18	18.A		ri_rs503	18	18.A	
ri_pn18	18	18.A		ri_rs504	18	18.A	
ri_pn19	18	18.A		ri_rs505	18	18.A	
ri_pn20	18	18.A		ri_rs506	18	18.A	
ri_rs101	18	18.A		ri_rs507	18	18.A	
ri_rs102	18	18.A		ri_rs508	18	18.A	
ri_rs103	18	18.A		ri_rs509	18	18.A	
ri_rs104	18	18.A		ri_rs601	18	18.A	
ri_rs105	18	18.A		ri_rs602	18	18.A	
ri_rs106	18	18.A		ri_rs603	18	18.A	
ri_rs107	18	18.A		ri_rs604	18	18.A	
ri_rs108	18	18.A		ri_rs605	18	18.A	
ri_rs109	18	18.A		ri_rs606	18	18.A	
ri_rs110	18	18.A		ri_rs607	18	18.A	
ri_rs111	18	18.A		ri_rs608	18	18.A	
ri_rs112	18	18.A		ri_rs609	18	18.A	
ri_rs113	18	18.A		ri_rs701	18	18.A	
ri_rs114	18	18.A		ri_rs702	18	18.A	
ri_rs115	18	18.A		ri_rs703	18	18.A	
ri_rs116	18	18.A		ri_rs704	18	18.A	

Name	Scr.	VG	Table	Name	Scr.	VG	Table
ri_rs705	18	18.A		ri_rsi01	18	18.A	
ri_rs706	18	18.A		ri_rsi02	18	18.A	
ri_rs707	18	18.A		ri_rsi03	18	18.A	
ri_rs708	18	18.A		ri_rsj01	18	18.A	
ri_rs709	18	18.A		ri_rsj02	18	18.A	
ri_rs710	18	18.A		ri_rsk01	18	18.A	
ri_rs711	18	18.A		ri_rsk02	18	18.A	
ri_rs801	18	18.A		ri_rsk03	18	18.A	
ri_rs802	18	18.A		ri_rsk04	18	18.A	
ri_rs803	18	18.A		ri_sw01	18	18.A	
ri_rs804	18	18.A		ri_sw02	18	18.A	
ri_rs805	18	18.A		ri_sw03	18	18.A	
ri_rs806	18	18.A		ri_sw04	18	18.A	
ri_rs901	18	18.A		ri_sw05	18	18.A	
ri_rs902	18	18.A		ri_sw06	18	18.A	
ri_rs903	18	18.A		ri_sw07	18	18.A	
ri_rs904	18	18.A		ri_sw08	18	18.A	
ri_rs905	18	18.A		ri_sw09	18	18.A	
ri_rs906	18	18.A		ri_sw10	18	18.A	
ri_rs907	18	18.A		ri_sw11	18	18.A	
ri_rs908	18	18.A		ri_sw12	18	18.A	
ri_rsa01	18	18.A		ri_sw13	18	18.A	
ri_rsa02	18	18.A		ri_sw14	18	18.A	
ri_rsa03	18	18.A		ri_sw15	18	18.A	
ri_rsa04	18	18.A		ri_sw16	18	18.A	
ri_rsa05	18	18.A		ri_sw17	18	18.A	
ri_rsb01	18	18.A		ri_sw19	18	18.A	
ri_rsb02	18	18.A		ri_sw20	18	18.A	
ri_rsb03	18	18.A		ri_sw21	18	18.A	
ri_rsb04	18	18.A		s_cmt	13	13.C	
ri_rsb05	18	18.A		s_enlarg	13	13.C	
ri_rsc01	18	18.A		s_nlg1	13	13.C	
ri_rsc02	18	18.A		s_nlg2	13	13.C	
ri_rsc03	18	18.A		s_nlg3	13	13.C	
ri_rsc04	18	18.A		s_pain	13	13.C	
ri_rsc05	18	18.A		s_rat1	13	13.C	
ri_rsd01	18	18.A		s_rat2	13	13.C	
ri_rsd02	18	18.A		s_rel01	13	13.C	
ri_rsd03	18	18.A		s_rel02	13	13.C	
ri_rsd04	18	18.A		s_rel03	13	13.C	
ri_rse01	18	18.A		s_rel04	13	13.C	
ri_rse02	18	18.A		s_rel05	13	13.C	
ri_rse03	18	18.A		s_rel06	13	13.C	
ri_rse04	18	18.A		s_rel07	13	13.C	
ri_rsf01	18	18.A		s_rel08	13	13.C	
ri_rsf02	18	18.A		s_rel09	13	13.C	
ri_rsf03	18	18.A		s_rel10	13	13.C	
ri_rsf04	18	18.A		t_cmt11		14	14.C
ri_rsg01	18	18.A		t_dsc11	14	14.A	
ri_rsg02	18	18.A		t_dsc12	14	14.A	
ri_rsg03	18	18.A		t_dsc13	14	14.A	
ri_rsg04	18	18.A		t_dsc14	14	14.A	
ri_rsg05	18	18.A		t_dsc15	14	14.A	
ri_rsg06	18	18.A		t_dsc16	14	14.A	
ri_rsh01	18	18.A		t_dsc17	14	14.A	
ri_rsh02	18	18.A		t_dsc21	14	14.A	

Name	Scr.	VG	Table	Name	Scr.	VG	Table
t_dsc22	14	14.A		u_tst02	9	9.D	
t_dsc31	14	14.A		u_tst03	9	9.D	
t_dsc41	14	14.A		u_tst04	9	9.D	
t_mal1	14	14.A		u_tst05	9	9.D	
t_mal2	14	14.A		u_tst06	9	9.D	
t_rat11	14	14.B		u_tst07	9	9.D	
t_rat12	14	14.B		u_tst08	9	9.D	
t_rat21	14	14.B		u_tst09	9	9.D	
t_rat31	14	14.B		u_tst10	9	9.D	
t_rel101	14	14.B		u_tst11	9	9.D	
t_rel102	14	14.B		u_tst12	9	9.D	
t_rel103	14	14.B		u_tst13	9	9.D	
t_rel104	14	14.B		u_tst14	9	9.D	
t_rel105	14	14.B		u_tst15	9	9.D	
t_rel106	14	14.B		u_tst16	9	9.D	
t_rel107	14	14.B		u_tst17	9	9.D	
t_rel108	14	14.B		u_tst18	9	9.D	
t_rel109	14	14.B		u_urdiff	9	9.A	
t_rel201	14	14.B		u_uremia	9	9.C	
t_rel202	14	14.B		u_urn01	9	9.A	
t_rel203	14	14.B		u_urn02	9	9.A	
t_rel204	14	14.B		u_urn03	9	9.A	
t_rel301	14	14.B		u_urn04	9	9.A	
t_rel302	14	14.B		u_urn05	9	9.A	
t_tmr1	14	14.A		u_urn06	9	9.A	
t_tmr2	14	14.A		u_urn07	9	9.A	
t_tmr3	14	14.A		u_urn08	9	9.A	
t_tmr4	14	14.A		u_urn09	9	9.A	
u_calcul	9	9.C		u_urn10	9	9.A	
u_cathtr	9	9.A		u_urn11	9	9.A	
u_cmt	9	9.F		u_urn12	9	9.A	
u_cystts	9	9.C		u_urn13	9	9.A	
u_frq1	9	9.A		u_urn14	9	9.A	
u_frq2	9	9.A		u_urn15	9	9.A	
u_frq3	9	9.A		u_urn16	9	9.A	
u_frq4	9	9.A		u_urn17	9	9.A	
u_frq5	9	9.A		u_urn18	9	9.A	
u_frq6	9	9.A		u_urn19	9	9.A	
u_nphrts	9	9.C		u_urn20	9	9.A	
u_prs1	9	9.D		v_cmt	19	19.C	
u_prs2	9	9.D		v_cyanos	19	19.A	
u_prs3	9	9.D		v_discol	19	19.A	
u_prs4	9	9.D		v_impmot	19	19.A	
u_rat1	9	9.E		v_oedema	19	19.A	
u_rat2	9	9.E		v_pain	19	19.A	
u_rat3	9	9.E		v_rat1	19	19.B	
u_rat4	9	9.E		v_rat2	19	19.B	
u_rel10	9	9.E		v_rat3	19	19.B	
u_strctr	9	9.D		v_rat4	19	19.B	
u_tnd1	9	9.B		v_rel1	19	19.B	
u_tnd2	9	9.B		v_rel2	19	19.B	
u_tnd3	9	9.B		v_rel3	19	19.B	
u_tnd4	9	9.B		v_rel4	19	19.B	
u_tnd5	9	9.B		v_rel5	19	19.B	
u_tnd6	9	9.B		v_rel6	19	19.B	
u_tst01	9	9.D		v_rel7	19	19.B	

Name	Scr.	VG	Table	Name	Scr.	VG	Table
v_rel8	19	19.B		w_cmt201	12	12.F	
v_rel9	19	19.B		w_cmt202	12	12.F	
v_scar	19	19.A		w_cmt301	12	12.F	
v_sknprb	19	19.A		w_cmt401	12	12.F	
v_veins	19	19.A		w_dis101	12	12.C	
w_bdy11	12	12.B		w_dis102	12	12.C	
w_bdy12	12	12.B		w_dis103	12	12.C	
w_bdy13	12	12.B		w_dis104	12	12.C	
w_bdy14	12	12.B		w_dis105	12	12.C	
w_bdy15	12	12.B		w_dis106	12	12.C	
w_bdy16	12	12.B		w_dis107	12	12.C	
w_bdy17	12	12.B		w_dis108	12	12.C	
w_bdy18	12	12.B		w_dis109	12	12.C	
w_bdy19	12	12.B		w_dis110	12	12.C	
w_bdy21	12	12.B		w_dis111	12	12.C	
w_bdy22	12	12.B		w_dis112	12	12.C	
w_bdy23	12	12.B		w_dis113	12	12.C	
w_bdy24	12	12.B		w_dis114	12	12.C	
w_bdy25	12	12.B		w_dis115	12	12.C	
w_bdy26	12	12.B		w_dis116	12	12.C	
w_bdy27	12	12.B		w_dis117	12	12.C	
w_bdy28	12	12.B		w_dis118	12	12.C	
w_bdy29	12	12.B		w_dis119	12	12.C	
w_bdy31	12	12.B		w_dis120	12	12.C	
w_bdy32	12	12.B		w_dis121	12	12.C	
w_bdy33	12	12.B		w_dis122	12	12.C	
w_bdy34	12	12.B		w_dis123	12	12.C	
w_bdy41	12	12.B		w_dis124	12	12.C	
w_bdy42	12	12.B		w_dis125	12	12.C	
w_bdy43	12	12.B		w_dis126	12	12.C	
w_bdy44	12	12.B		w_dis201	12	12.C	
w_bdy45	12	12.B		w_dis202	12	12.C	
w_bdy51	12	12.B		w_dis203	12	12.C	
w_bdy52	12	12.B		w_dis204	12	12.C	
w_bdy61	12	12.B		w_dis205	12	12.C	
w_bdy62	12	12.B		w_dis206	12	12.C	
w_bdy63	12	12.B		w_dis207	12	12.C	
w_bdy71	12	12.B		w_dis208	12	12.C	
w_bdy81	12	12.B		w_dis209	12	12.C	
w_cau1	12	12.A		w_dis210	12	12.C	
w_cau2	12	12.A		w_dis211	12	12.C	
w_cau3	12	12.A		w_dis212	12	12.C	
w_cau4	12	12.A		w_dis213	12	12.C	
w_cau5	12	12.A		w_dis214	12	12.C	
w_cau6	12	12.A		w_dis215	12	12.C	
w_cau7	12	12.A		w_dis216	12	12.C	
w_cau8	12	12.A		w_dis217	12	12.C	
w_cmt101	12	12.F		w_dis218	12	12.C	
w_cmt102	12	12.F		w_dis219	12	12.C	
w_cmt103	12	12.F		w_dis220	12	12.C	
w_cmt104	12	12.F		w_dis221	12	12.C	
w_cmt105	12	12.F		w_dis222	12	12.C	
w_cmt106	12	12.F		w_dis223	12	12.C	
w_cmt107	12	12.F		w_dis224	12	12.C	
w_cmt108	12	12.F		w_dis225	12	12.C	
w_cmt109	12	12.F		w_dis226	12	12.C	

Name	Scr.	VG	Table	Name	Scr.	VG	Table
w_dis301	12	12.C		w_dis602	12	12.C	
w_dis302	12	12.C		w_dis603	12	12.C	
w_dis303	12	12.C		w_dis604	12	12.C	
w_dis304	12	12.C		w_dis605	12	12.C	
w_dis305	12	12.C		w_dis606	12	12.C	
w_dis306	12	12.C		w_dis607	12	12.C	
w_dis307	12	12.C		w_dis608	12	12.C	
w_dis308	12	12.C		w_dis609	12	12.C	
w_dis309	12	12.C		w_dis610	12	12.C	
w_dis310	12	12.C		w_dis701	12	12.C	
w_dis311	12	12.C		w_dis702	12	12.C	
w_dis312	12	12.C		w_dis703	12	12.C	
w_dis313	12	12.C		w_dis704	12	12.C	
w_dis314	12	12.C		w_dis705	12	12.C	
w_dis315	12	12.C		w_dis706	12	12.C	
w_dis316	12	12.C		w_dis707	12	12.C	
w_dis317	12	12.C		w_dis708	12	12.C	
w_dis318	12	12.C		w_dis801	12	12.C	
w_dis319	12	12.C		w_dis802	12	12.C	
w_dis320	12	12.C		w_dis803	12	12.C	
w_dis401	12	12.C		w_dis804	12	12.C	
w_dis402	12	12.C		w_rat11	12	12.E	
w_dis403	12	12.C		w_rat12	12	12.E	
w_dis404	12	12.C		w_rat13	12	12.E	
w_dis405	12	12.C		w_rat14	12	12.E	
w_dis406	12	12.C		w_rat15	12	12.E	
w_dis407	12	12.C		w_rat16	12	12.E	
w_dis408	12	12.C		w_rat17	12	12.E	
w_dis409	12	12.C		w_rat18	12	12.E	
w_dis410	12	12.C		w_rat21	12	12.E	
w_dis411	12	12.C		w_rat22	12	12.E	
w_dis412	12	12.C		w_rat23	12	12.E	
w_dis413	12	12.C		w_rat24	12	12.E	
w_dis414	12	12.C		w_rat31	12	12.E	
w_dis415	12	12.C		w_rat32	12	12.E	
w_dis416	12	12.C		w_rat33	12	12.E	
w_dis417	12	12.C		w_rat34	12	12.E	
w_dis418	12	12.C		w_rat35	12	12.E	
w_dis419	12	12.C		w_rat41	12	12.E	
w_dis420	12	12.C		w_rat42	12	12.E	
w_dis421	12	12.C		w_rat51	12	12.E	
w_dis422	12	12.C		w_rat61	12	12.E	
w_dis423	12	12.C		w_rat71	12	12.E	
w_dis424	12	12.C		w_rel101	12	12.E	
w_dis425	12	12.C		w_rel102	12	12.E	
w_dis426	12	12.C		w_rel103	12	12.E	
w_dis501	12	12.C		w_rel104	12	12.E	
w_dis502	12	12.C		w_rel105	12	12.E	
w_dis503	12	12.C		w_rel106	12	12.E	
w_dis504	12	12.C		w_rel107	12	12.E	
w_dis505	12	12.C		w_rel108	12	12.E	
w_dis506	12	12.C		w_rel109	12	12.E	
w_dis507	12	12.C		w_rel110	12	12.E	
w_dis508	12	12.C		w_rel111	12	12.E	
w_dis509	12	12.C		w_rel112	12	12.E	
w_dis601	12	12.C		w_rel113	12	12.E	

Name	Scr.	VG	Table	Name	Scr.	VG	Table
w_rel114	12	12.E		w_rel514	12	12.E	
w_rel201	12	12.E		w_rel601	12	12.E	
w_rel202	12	12.E		w_rel602	12	12.E	
w_rel203	12	12.E		w_rel603	12	12.E	
w_rel204	12	12.E		w_rel604	12	12.E	
w_rel205	12	12.E		w_rel605	12	12.E	
w_rel206	12	12.E		w_rel606	12	12.E	
w_rel207	12	12.E		w_rel607	12	12.E	
w_rel208	12	12.E		w_rel608	12	12.E	
w_rel209	12	12.E		w_rel609	12	12.E	
w_rel210	12	12.E		w_rel610	12	12.E	
w_rel211	12	12.E		w_rel611	12	12.E	
w_rel212	12	12.E		w_rel612	12	12.E	
w_rel213	12	12.E		w_rel613	12	12.E	
w_rel214	12	12.E		w_rel701	12	12.E	
w_rel301	12	12.E		w_rel702	12	12.E	
w_rel302	12	12.E		w_rel703	12	12.E	
w_rel303	12	12.E		w_rel704	12	12.E	
w_rel304	12	12.E		w_rel705	12	12.E	
w_rel305	12	12.E		w_rel706	12	12.E	
w_rel306	12	12.E		w_rel707	12	12.E	
w_rel307	12	12.E		w_rel708	12	12.E	
w_rel308	12	12.E		w_rel709	12	12.E	
w_rel309	12	12.E		w_rel710	12	12.E	
w_rel310	12	12.E		w_rel711	12	12.E	
w_rel311	12	12.E		w_rel712	12	12.E	
w_rel312	12	12.E		w_rel713	12	12.E	
w_rel313	12	12.E		w_rel801	12	12.E	
w_rel314	12	12.E		w_rel802	12	12.E	
w_rel401	12	12.E		w_rel803	12	12.E	
w_rel402	12	12.E		w_rel804	12	12.E	
w_rel403	12	12.E		w_rel805	12	12.E	
w_rel404	12	12.E		w_rel806	12	12.E	
w_rel405	12	12.E		w_rel807	12	12.E	
w_rel406	12	12.E		w_rel808	12	12.E	
w_rel407	12	12.E		w_rel809	12	12.E	
w_rel408	12	12.E		w_rel810	12	12.E	
w_rel409	12	12.E		w_rel811	12	12.E	
w_rel410	12	12.E		w_rel812	12	12.E	
w_rel411	12	12.E		w_rel813	12	12.E	
w_rel412	12	12.E		w_whn11	12	12.D	
w_rel413	12	12.E		w_whn12	12	12.D	
w_rel414	12	12.E		w_whn13	12	12.D	
w_rel501	12	12.E		w_whn21	12	12.D	
w_rel502	12	12.E		w_whn22	12	12.D	
w_rel503	12	12.E		w_whn31	12	12.D	
w_rel504	12	12.E		w_whn32	12	12.D	
w_rel505	12	12.E		w_whn41	12	12.D	
w_rel506	12	12.E		w_whn42	12	12.D	
w_rel507	12	12.E		w_whn51	12	12.D	
w_rel508	12	12.E		w_whn61	12	12.D	
w_rel509	12	12.E		w_whn71	12	12.D	
w_rel510	12	12.E		w_whr11	12	12.D	
w_rel511	12	12.E		w_whr12	12	12.D	
w_rel512	12	12.E		w_whr21	12	12.D	
w_rel513	12	12.E		w_whr31	12	12.D	

Name	Scr.	VG	Table	Name	Scr.	VG	Table
w_whr41	12	12.D		y_cap207	6	6.C	
w_whr51	12	12.D		y_cap208	6	6.C	
w_whr61	12	12.D		y_cap209	6	6.C	
x_ext11	21	21		y_cap210	6	6.C	
x_ext12	21	21		y_cap211	6	6.C	
x_ext13	21	21		y_cap212	6	6.C	
x_ext14	21	21		y_cap213	6	6.C	
x_ext21	21	21		y_cap214	6	6.C	
x_ext22	21	21		y_cap215	6	6.C	
x_ext23	21	21		y_cap216	6	6.C	
x_ext24	21	21		y_cap217	6	6.C	
x_ext31	21	21		y_cap218	6	6.C	
x_ext32	21	21		y_cap219	6	6.C	
x_ext33	21	21		y_cap220	6	6.C	
x_ext34	21	21		y_cap301	6	6.C	
x_ext41	21	21		y_cap302	6	6.C	
x_ext42	21	21		y_cap303	6	6.C	
x_ext43	21	21		y_cap304	6	6.C	
y_arc1	6	6.D		y_cmt	6	6.F	
y_arc2	6	6.D		y_cnj101	6	6.D	
y_arc3	6	6.D		y_cnj102	6	6.D	
y_bld1	6	6.C		y_cnj103	6	6.D	
y_bld2	6	6.C		y_cnj104	6	6.D	
y_bld3	6	6.C		y_cnj105	6	6.D	
y_cap101	6	6.C		y_cnj106	6	6.D	
y_cap102	6	6.C		y_cnj107	6	6.D	
y_cap103	6	6.C		y_cnj108	6	6.D	
y_cap104	6	6.C		y_cnj109	6	6.D	
y_cap105	6	6.C		y_cnj110	6	6.D	
y_cap106	6	6.C		y_cnj111	6	6.D	
y_cap107	6	6.C		y_cnj112	6	6.D	
y_cap108	6	6.C		y_cnj201	6	6.D	
y_cap109	6	6.C		y_cnj202	6	6.D	
y_cap110	6	6.C		y_cnj203	6	6.D	
y_cap111	6	6.C		y_cnj204	6	6.D	
y_cap112	6	6.C		y_cnj205	6	6.D	
y_cap113	6	6.C		y_cnj206	6	6.D	
y_cap114	6	6.C		y_cnj207	6	6.D	
y_cap115	6	6.C		y_cnj301	6	6.D	
y_cap116	6	6.C		y_cnj302	6	6.D	
y_cap117	6	6.C		y_cnj303	6	6.D	
y_cap118	6	6.C		y_cor11	6	6.D	
y_cap119	6	6.C		y_cor12	6	6.D	
y_cap120	6	6.C		y_cor13	6	6.D	
y_cap121	6	6.C		y_cor14	6	6.D	
y_cap122	6	6.C		y_cor15	6	6.D	
y_cap123	6	6.C		y_cor16	6	6.D	
y_cap124	6	6.C		y_cor17	6	6.D	
y_cap125	6	6.C		y_cor21	6	6.D	
y_cap126	6	6.C		y_cor22	6	6.D	
y_cap201	6	6.C		y_cor23	6	6.D	
y_cap202	6	6.C		y_cor24	6	6.D	
y_cap203	6	6.C		y_cor25	6	6.D	
y_cap204	6	6.C		y_cor26	6	6.D	
y_cap205	6	6.C		y_cor31	6	6.D	
y_cap206	6	6.C		y_cor32	6	6.D	

Name	Scr.	VG	Table	Name	Scr.	VG	Table
y_csv11	6	6.D		y_inf205	6	6.D	
y_csv12	6	6.D		y_inf206	6	6.D	
y_csv13	6	6.D		y_inf207	6	6.D	
y_csv14	6	6.D		y_inf208	6	6.D	
y_csv15	6	6.D		y_inf209	6	6.D	
y_csv16	6	6.D		y_inf210	6	6.D	
y_csv21	6	6.D		y_inf301	6	6.D	
y_csv22	6	6.D		y_inf302	6	6.D	
y_csv23	6	6.D		y_inf303	6	6.D	
y_csv24	6	6.D		y_ptr11	6	6.D	
y_csv25	6	6.D		y_ptr12	6	6.D	
y_csv26	6	6.D		y_ptr13	6	6.D	
y_csv31	6	6.D		y_ptr14	6	6.D	
y_ctr1	6	6.D		y_ptr15	6	6.D	
y_ctr2	6	6.D		y_ptr21	6	6.D	
y_ctr3	6	6.D		y_ptr22	6	6.D	
y_def1	6	6.D		y_ptr23	6	6.D	
y_def2	6	6.D		y_ptr24	6	6.D	
y_def3	6	6.D		y_ptr25	6	6.D	
y_def4	6	6.D		y_ptr31	6	6.D	
y_ect11	6	6.D		y_ptr32	6	6.D	
y_ect12	6	6.D		y_rat01	6	6.E	
y_ect13	6	6.D		y_rat02	6	6.E	
y_ect14	6	6.D		y_rat03	6	6.E	
y_ect15	6	6.D		y_rat04	6	6.E	
y_ect16	6	6.D		y_rel01	6	6.E	
y_ect21	6	6.D		y_rel02	6	6.E	
y_ect22	6	6.D		y_rel03	6	6.E	
y_ect23	6	6.D		y_rel04	6	6.E	
y_ect24	6	6.D		y_rel05	6	6.E	
y_ect25	6	6.D		y_rel06	6	6.E	
y_ect26	6	6.D		y_rel07	6	6.E	
y_ect27	6	6.D		y_rel08	6	6.E	
y_ect31	6	6.D		y_rel09	6	6.E	
y_ect32	6	6.D		y_rel10	6	6.E	
y_ect33	6	6.D		y_rel11	6	6.E	
y_eql1	6	6.B		y_rel12	6	6.E	
y_eql2	6	6.B		y_rel13	6	6.E	
y_eql3	6	6.B		y_rel14	6	6.E	
y_eye1	6	6.A		y_rsp1	6	6.B	
y_eye2	6	6.A		y_rsp2	6	6.B	
y_eye3	6	6.A		y_rsp3	6	6.B	
y_inf101	6	6.D		z_cmt	13	13.D	
y_inf102	6	6.D		z_pain	13	13.D	
y_inf103	6	6.D		z_rat1	13	13.D	
y_inf104	6	6.D		z_rat2	13	13.D	
y_inf105	6	6.D		z_rel1	13	13.D	
y_inf106	6	6.D		z_rel2	13	13.D	
y_inf107	6	6.D		z_rel3	13	13.D	
y_inf108	6	6.D		z_rel4	13	13.D	
y_inf109	6	6.D		z_rel5	13	13.D	
y_inf110	6	6.D		z_rel6	13	13.D	
y_inf201	6	6.D		z_rel7	13	13.D	
y_inf202	6	6.D		z_rel8	13	13.D	
y_inf203	6	6.D					
y_inf204	6	6.D					

Name	Scr.	VG	Table	Name	Scr.	VG	Table