

SIPP84-R5

SURVEY OF INCOME AND PROGRAM
PARTICIPATION (SIPP)

WAVE 5 RECTANGULAR MICRODATA
FILE

(Core Data Only)

TECHNICAL DOCUMENTATION





SURVEY OF INCOME AND PROGRAM PARTICIPATION (SIPP)

WAVE 5 RECTANGULAR MICRODATA FILE

TECHNICAL DOCUMENTATION

Washington, D.C.

1985

U.S. DEPARTMENT OF COMMERCE

Malcolm Baldrige, Secretary
Clarence J. Brown, Deputy Secretary
Sidney Jones, Under Secretary for Economic Affairs

BUREAU OF THE CENSUS

John G. Keane, Director
C. Louis Kincannon, Deputy Director



BUREAU OF THE CENSUS

John G. Keane, Director
C. Louis Kincannon, Deputy Director

DATA USER SERVICES DIVISION

Don L. Adams, Chief
Marshall L. Turner, Jr., Assistant Chief
for User Services
Paul T. Zeisset, Assistant Chief for
Statistical Reports

ACKNOWLEDGMENTS

This technical documentation was prepared within the Data Access and Use Staff, under the direction of James P. Curry, Chief, and Barbara J. Aldrich, Chief of its Technical Information Section. Annette Ralston was coordinator for this documentation. Arnold Goldstein prepared the section on sample design estimates and reliability of the data based on materials developed by the Statistical Methods Division. James Clark provided technical assistance on the data dictionary. The data dictionary was developed from materials prepared by Demographic Surveys Division staff. The alphabetic index to the data dictionary was prepared by Paul T. Zeisset. Word processing support was provided by Joann M. Sutton, Jill S. Worthington, and Peggy Taber.

* * * * *

The file should be cited as follows:

Survey of Income and Program Participation (SIPP) Wave 5 Rectangular Microdata File [machine-readable data file] / prepared by the Bureau of the Census. --Washington: The Bureau [producer and distributor], 1985.

The technical documentation should be cited as follows:

Survey of Income and Program Participation (SIPP) Wave 5 Rectangular Microdata Technical Documentation / prepared by the Data User Services Division, Bureau of the Census. --Washington: The Bureau, 1985.

* * * * *

For additional information concerning the file, contact Data User Services Division, Customer Services (Tapes), Bureau of the Census, Washington, D.C. 20233. Phone: (301) 763-4100.

For additional information concerning the technical documentation, contact Data User Services Division, Data Access and Use Staff, Bureau of the Census, Washington, D.C. 20233. Phone: (301) 763-2074.

For additional information concerning the questionnaire content, contact Jack McNeil (763-7946) or John Coder (763-5060) in Population Division, Bureau of the Census, Washington, D.C. 20233.

For additional general information about SIPP, contact Daniel Kasprzyk (763-5784) or David McMillen (763-5592) in Population Division, Bureau of the Census, Washington, D.C. 20233.



UPDATE INFORMATION

Additional information concerning this file may be available at a later date. If you have purchased this technical documentation (with or without tape purchase) from the Census Bureau and wish to receive these User Notes, please complete the coupon below and return it to:

Data User Services Division
Data Access and Use Staff
Bureau of the Census
Washington, D.C. 20233

* * * * *

Name of File: **Survey of Income and Program Participation (SIPP)
Wave 5 Rectangular Microdata File**

Please send me any information that might become available later concerning the file listed.

Name:

Address:

Phone:





SURVEY OF INCOME AND PROGRAM PARTICIPATION (SIPP)
WAVE 5 RECTANGULAR MICRODATA FILE

TECHNICAL DOCUMENTATION

GENERAL INFORMATION

INTRODUCTION	1
PLANKED PRODUCTS FROM SIPP	5
SAMPLE DESIGN, ESTIMATES, AND RELIABILITY OF THE DATA	7
APPENDIX A--BIBLIOGRAPHY	A-1
APPENDIX B--GLOSSARY OF SELECTED TERMS	B-1

TECHNICAL INFORMATION

USER NOTES	iii
ABSTRACT	1
FILE INFORMATION	
Geographic Coverage	7
Identification Number System	7
Topcoding of Income Variables	7
INDEX TO SIPP RECTANGULAR CORE FILE	9
HOW TO USE THE DATA DICTIONARY	31
DATA DICTIONARY	
Sample Unit Information	33
Household Information	36
Family Information	128
Person Information	155
Wage/Salary Information	207
Self-Employment Information	301
General Type 1 Income Information	319
General Type 2 Income Information	403

APPENDICES

A. CODE LISTS

A-1 Income Source Code List	443
A-2 Income Sources Included in Monthly Cash Income	445
A-3 Sources of Means-Tested Benefits Covered in SIPP	447
A-4 1980 Census of Population Occupation Classification System	449
A-5 1980 Census of Population Industry Classification System	463
B. Facsimiles of Control Card and Questionnaire	471
C. Comparison of Item Locations on Wave 1 and Later Waves	513






SURVEY OF INCOME AND PROGRAM PARTICIPATION (SIPP)

WAVE 5 RECTANGULAR MICRODATA FILE

TECHNICAL DOCUMENTATION

GENERAL INFORMATION





INTRODUCTION

Survey Content

There are three basic elements contained in the overall design of the survey content. The first is a control card that serves several important functions. The control card is used to record basic social and demographic characteristics for each person in the household at the time of the initial interview. Because households are interviewed a total of eight or nine times, the card is also used to record changes in characteristics such as age, educational attainment, and marital status, and to record the dates when persons enter or leave the household. Finally, during each interview, information on each source of income received and the name of each job or business is transcribed to the card so that this information can be used in the updating process in subsequent interviews. A facsimile of the control card appears in an appendix to the technical documentation of SIPP files.

The second major element of the survey content is the core portion of the questionnaire. The core questions are repeated at each interview and cover labor force activity, the types and amounts of income received during the 4-month reference period, and participation status in various programs. Some of the important elements of labor force activity are recorded separately for each week of the period. Income reciprocity and amounts are recorded on a monthly basis with the exception of amounts of property income (interest, dividends, rent, etc.) which are recorded as totals for the 4-month period. The core also contains questions covering attendance in postsecondary schools, private health insurance coverage, public or subsidized rental housing, low-income energy assistance, and school breakfast and lunch participation. A facsimile of the questionnaire appears as an appendix in the technical documentation.

The third major element is the various supplements or topical modules that will be asked during selected household visits. The topical modules cover areas that need not be examined every 4 months. Certain of these topical modules are considered to be so important that they are viewed as an integral part of the overall survey. Other topical modules have more specific and more limited purposes. No topical modules were included in the first or second waves of SIPP. (See the following section on sample design for a definition of the term "wave.") The third wave topical module covers (1) educational attainment, (2) work history, and (3) health characteristics (including disability). The fourth wave topical module covers (1) assets and liabilities, (2) pension plan coverage, and (3) housing characteristics.

Sample Design

The SIPP sample design for the 1984 panel consists of about 26,000 housing units selected to represent the noninstitutional population of the United States of which about 21,000 of these were occupied and eligible for interview. The chart on the following page shows the sample design for the first panel of SIPP. The sample households within a given panel are divided into four subsamples of nearly equal size. These subsamples are called rotation groups and one rotation group is interviewed each month. Each household in the sample was scheduled to be interviewed at 4-month intervals over a period of 2 1/2 years beginning in October 1983. The reference period for the questions is the 4-month period preceding the interview. For example, households interviewed in October 1983 were asked questions for the months June, July, August, and September. This household was interviewed again in February 1984 for the October through January period.



Design of First SIPP Panel

<u>Rotation</u>	<u>Wave</u>	<u>Interview month</u>	<u>Reference months</u>
1	1	Oct. 83	June, July, Aug., Sept. (83)
2	1	Nov. 83	July, Aug., Sept., Oct. (83)
3	1	Dec. 83	Aug., Sept., Oct., Nov. (83)
4	1	Jan. 84	Sept., Oct., Nov., Dec. (83)
1	2	Feb. 84	Oct., Nov., Dec. (83), Jan. (84)
2	2	March 84	Nov., Dec. (83), Jan., Feb. (84)
3	2	April 84	Dec. (83), Jan., Feb., March (84)
4	3	May 84	Jan., Feb., March, April (84)
1	3	June 84	Feb., March, April, May (84)
2	3	July 84	March, April, May, June (84)
3	3	Aug. 84	April, May, June, July (84)
4	4	Sept. 84	May, June, July, Aug. (84)
1	4	Oct. 84	June, July, Aug., Sept. (84)
2	4	Nov. 84	July, Aug., Sept., Oct. (84)
3	4	Dec. 84	Aug., Sept., Oct., Nov. (84)
4	5	Jan. 85	Sept., Oct., Nov., Dec. (84)
1	5	Feb. 85	Oct., Nov., Dec. (84), Jan. (85)
2	5	March 85	Nov., Dec. (84), Jan., Feb. (85)
3	5	April 85	Dec. (84), Jan., Feb., March (85)
4	6	May 85	Jan., Feb., March, April (85)
1	6	June 85	Feb., March, April, May (85)
2	6	July 85	March, April, May, June (85)
3	6	Aug. 85	April, May, June, July (85)
4	7	Sept. 85	May, June, July, Aug. (85)
1	7	Oct. 85	June, July, Aug., Sept. (85)
2	7	Nov. 85	July, Aug., Sept., Oct. (85)
3	7	Dec. 85	Aug., Sept., Oct., Nov. (85)
4	8	Jan. 86	Sept., Oct., Nov., Dec. (85)
1	8	Feb. 86	Oct., Nov., Dec. (85), Jan. (86)
2	8	March 86	Nov., Dec. (85), Jan., Feb. (86)
3	8	April 86	Dec. (85), Jan., Feb., March (86)
4	9	May 86	Jan., Feb., March, April (86)
1	9	June 86	Feb., March, April, May (86)
2	9	July 86	March, April, May, June (86)
3	9	Aug. 86	April, May, June, July (86)



In general, one cycle of interviews covering the entire sample, using the same questionnaire, is called a wave.¹ This design was chosen because it provides a smooth and steady work load for data collection and processing.

A new panel of slightly smaller size is scheduled to be introduced in February 1985 and in January of each succeeding year. This overlapping design provides a much larger sample size (almost twice as large) from which cross-sectional estimates can be made. The overlap also enhances the survey's ability to measure change by lowering the standard errors on differences between estimates for two points in time.


Survey Operations

Data collection operations are managed through the Census Bureau's 12 permanent regional offices. A staff of interviewers assigned to SIPP conduct interviews by personal visit each month with most interviewing completed during the first 2 weeks of that month. Completed questionnaires are transmitted to the regional offices where they undergo an extensive clerical edit before being entered into the Bureau's SIPP data processing system. Upon entering this processing system the data are subjected to a detailed computer edit. Errors identified in this phase are corrected and computer processing continues.

Two of the major steps of computer processing are the assignment of weights to each sample person and imputation for missing survey responses. The weighting procedures assure that SIPP estimates of the number of persons agree with independent estimates of the population within specified age, race, and sex categories. The procedures also assure close correspondence with monthly CPS estimates of households. In almost all cases, a survey nonresponse is assigned a value in the imputation phase of processing. The imputation for missing responses is based on procedures generally referred to as the "hot deck" approach. This approach assigns values for the nonresponse from a sample person who did provide a response and who has characteristics similar to those of the nonrespondent.

The longitudinal design of SIPP dictates that all persons 15 years old and over present as household members at the time of the first interview be part of the survey throughout the entire 2 1/2 year-period. To meet this goal the survey collects information useful in locating persons who move. In addition, field procedures were established that allow for the transfer of sample cases between regional offices. Persons moving within a 100-mile radius of an original sampling area (a county or group of counties) are followed and continue with the normal personal interviews at 4-month intervals. Those moving to a new residence that fall outside the 100-mile radius of any SIPP sampling area are interviewed by telephone. The geographic areas defined by these rules contain more than 95 percent of the U.S. population. Persons moving to Alaska, outside the United States, or into an institution or military barracks are not interviewed.

¹As indicated in the chart on the previous page, wave 2 comprised only three rotation groups (three-fourths of the full sample). This exception was made in order to have the wave 6 topical module (covering taxes and other previous calendar year information) fall in the months of May, June, July, and August.



Because most types of analysis using SIPP data will be dependent not on data for individuals but on groups of individuals (households, families, etc.), provisions were made to interview all "new" persons living with original sample persons (those interviewed in the first wave). These new sample persons entering the survey through contact with original sample persons are considered as part of the sample only while residing with the original sample person.



PLANNED PRODUCTS FROM SIPP

Data from SIPP will be used to examine differences among groups at a given point in time (cross-sectional analysis) and differences over time in the status of given persons and households (longitudinal analysis). Examples of SIPP products planned or under consideration are discussed below. Check the Monthly Product Announcement (MPA), CENDATA, or Data User News for announcements and articles relating to these products. The MPA (free of charge) may be ordered from Customer Services and Data User News (\$21 annual subscription rate) may be ordered from the U.S. Government Printing Office using the order forms on page 4-5. CENDATA is online information available through information services vendors. For further information, contact Data User Services Division on (301) 763-4100.

Monthly average reports. The current report, Economic Characteristics of Households in the United States: 3rd Quarter, 1983 (P-70, No. 1), showing average monthly labor force, income, and program participation statistics is an example of this type of report and is the first in a quarterly series. It is also possible to prepare monthly average estimates for longer time periods, and a publication is planned which will show monthly averages for calendar year 1984.

Monthly transition reports. Because information on many characteristics is collected for individual months, it is possible to tabulate data on month-to-month changes in labor force status, program participation status, and other statuses of interest. Monthly transition reports would present average monthly data for given reference periods (e.g., the average monthly rate of new labor force participants for the fourth quarter of 1983).

Calendar-year profile reports. These reports will provide data on the economic activity of persons and households over the course of a calendar year. Examples of the types of data that would be contained in these reports include annual earnings of persons, annual income of families and households, poverty status of persons and families, work experience during the calendar year, and compositional changes in families and households during the year.

Topical reports. The Census Bureau expects to produce periodic or single-time reports on particular topics (e.g. disability and earnings, health insurance coverage, household net worth). The source of the data for these reports may be either the core or topical modules or some combination of the two.

Characteristics of persons over 1 and 2 year span. By matching together consecutive interviews, it will be possible to obtain a month-by-month history of persons over periods of a year or longer. The reports in this series will provide information on changes in living arrangements, labor force participation, income, and program participation during 1-year or 2-year periods.

Characteristics of families and households over 1 and 2 year span. Reports in this series will be similar in concept to the person reports described above. A complicating factor is the compositional change that will occur in families and households over time.



Special analytical reports. These reports will focus on special topics and be based on a file constructed by matching consecutive interviews. The reports are likely to contain an analysis of the time period preceding and/or following a particular event such as a job change, a change in employment status, a marital disruption, or a move to a new address.

Public-use data files. Initially, files containing data collected in a full wave will be available. These files will be available for purchase by the public shortly after the quarterly reports are released. In addition to the modified hierarchical Wave 1 file, a rectangular file will be available in late December 1984. Other data files that will be made available for public use include calendar year longitudinal files showing monthly data for the 12-month period, panel longitudinal files showing monthly data for the entire life of the panel, and topical module files containing core and topical module data covering the 4-month reference period for a specified wave.



SAMPLE DESIGN, ESTIMATES, AND RELIABILITY OF THE DATA

This section deals with design of the survey sample, weighting of responses, use of numerical factors to compensate for less than a full sample in making estimates, calculation of standard errors, and use of imputation flags.

Sample Design

The SIPP survey is based on a multi-stage stratified sample of the noninstitutional resident population of the United States. More specifically, the universe of the survey includes persons living in households, plus those persons living in group quarters such as college dormitories and rooming houses. In Wave 1 of the 1984 Panel, inmates of institutions, such as homes for the aged, and persons living abroad were not in the survey universe and thus not eligible for interview. Persons residing in military barracks, although part of the noninstitutional population, were also excluded from the survey universe in Wave 1. Other people in the Armed Forces were eligible, as long as they were living in a housing unit, whether off base or on.

For Wave 2 and subsequent waves, institutionalized persons, persons living abroad, and those living in military barracks become eligible for the survey only if they move into housing units in the United States with original sample persons, i.e., those who were interviewed in Wave 1.

Selection of Primary Sampling Units

To reduce sample selection and interviewing costs the Census Bureau first selects certain areas to be included in the sample, and then samples households within the selected areas. The first stage of this design involves the selection of these areas. The first step of this procedure is the definition of the United States in terms of counties or groups of counties called primary sampling units or PSU's.

PSU's with similar key socioeconomic characteristics are grouped together into strata. Then one sample PSU is selected from each stratum. The PSU's used for SIPP are a subsample of the sample PSU's used in the Current Population Survey.

Of the 174 strata into which PSU's were classified for the 1984 panel, 45 consisted of only a large single metropolitan area; these 45 areas were selected into the sample with certainty. These 45 PSU's are termed "self-representing." The remaining 129 strata consisted of 2 or more PSU's, from which only one was selected into the sample. These PSU's are termed "non-self-representing" because they were selected to represent other PSU's in their stratum as well as themselves.



The strata from which non-self-representing PSU's are selected typically cross State lines. For example, aside from the Detroit metro area, which represents itself, sampled PSU's in Michigan represent a geographically diverse area — areas spread over the Midwestern States. (Thus, a tabulation of data coded to Michigan, for example, will not yield reasonable estimates for that State. Rather, State codes on the microdata files are primarily useful for determining applicable criteria for programs which vary from State to State.)

Selection of Ultimate Sampling Units

To arrive at the sample of households, geographic units called enumeration districts (ED's), with an average 350 housing units, are sampled from within each of these SIPP sample PSU's. Within those selected ED's 2 to 4 living quarters, or ultimate sampling units (USU's), are systematically selected from address lists prepared for the 1970 census. If the address lists are incomplete, small land areas are sampled. To account for living quarters built within each of the sample areas after the 1970 census, a sample is drawn of permits issued for construction of residential living quarters through March 1983. In jurisdictions that do not issue building permits, small land areas are sampled and the living quarters within are listed by field personnel and then subsampled. In addition, sample living quarters are selected from supplemental frames that include mobile home parks and new construction for which permits were issued prior to January 1, 1970, but for which construction was not completed until after April 1, 1970.

Sampling Rate and Weights

The objective of the sampling is to obtain a self-weighting probability sample. In a self-weighting sample, every sample unit has the same overall probability of selection. In self-representing PSU's the sampling rate is about 1 in 3,700. In non-self-representing PSU's, the sampling rate is higher, as the sampling is adjusted to account for the PSU's probability of selection. For example, if a non-self-representing PSU was selected with a probability of 1/10, the sampling rate within the PSU would be roughly 1 in 370 instead of 1 in 3,700.

In Wave 1, occupants of about 1,000 eligible living quarters were not interviewed because they refused to be interviewed, could not be found at home, were temporarily absent, or were otherwise unavailable. These households were not interviewed in Wave 2, and were classified as noninterviews because they were eligible for inclusion. Wave 2 included only 3 of the 4 rotation groups. For these reasons and as a result of following movers, a total of 14,532 living quarters were designated for Wave 2. Of these, 833 were not interviewed because they no longer contained eligible respondents. An additional 729 households were not interviewed in Wave 2 because of geographical remoteness or because of the reasons listed above for Wave 1 noninterviews. The noninterview rate for Wave 1 was 5 percent, and the combined noninterview rate for Wave 1 and Wave 2 was 9.4 percent.



The estimation procedure used to derive SIPP person weights involves several stages of weight adjustments. In the first wave, each person received a base weight equal to the inverse of his/her probability of selection. In the second wave, each person received a base weight that accounted for differences in the probability of selection caused by the following of movers.

A noninterview adjustment factor was applied to the weight of each interviewed person to account for persons in occupied living quarters who were eligible for the sample but were not interviewed. A factor was applied to each interviewed person's weight to account for the SIPP sample areas not having the same population distribution as the strata from which they were selected.

An additional stage of adjustment to persons' weights was performed to bring the sample estimates into agreement with independent monthly estimates of the civilian (and some military) noninstitutional population of the United States by age, race, and sex. These independent estimates were based on statistics on births, deaths, immigration, and emigration; and statistics on the strength of the Armed Forces. To increase accuracy, weights were further adjusted in such a manner that SIPP sample estimates would closely agree with Current Population Survey (CPS) estimates by type of householder (married, single with relatives or single without relatives by sex and race) and relationship to householder (spouse or other). The estimation procedure for the data in the report also involved an adjustment so that the husband and wife of a household received the same weight.

The weight estimation procedure described above resulted in persons' weights varying from about 500 to 50,000. Persons in the sample for less than the entire 4-month period received zero weights for months not in the sample. Starting in Wave 5 the weighting system will also be adjusted to account for a reduction in the number of sample units interviewed. Most statistical software packages handle weighted data with no difficulty. In tabulating a characteristic the software takes each response and applies the person weight.

Figure 1 illustrates a simple example, in which 3 of 5 persons work full-time, 2 do not. But since the persons who do not work full-time happen to have higher weights than the others, weighted totals show the two groups to be equal.

FIGURE 1. Example of Weighted Data

	Worked		Raw Counts		Weighted Counts	
	Full-Time	Weight	No	Yes	No	Yes
Person 1	No	4,000	1		4,000	
Person 2	No	5,000	1		5,000	
Person 3	Yes	3,000		1		3,000
Person 4	Yes	3,000		1		3,000
Person 5	Yes	3,000		1		3,000
			2	3	9,000	9,000



Preparing National Estimates for Persons, Families, and Households

Weights for persons are carried on each person record, on both the relational (hierarchical) and rectangular files. Weights for households and families are carried, respectively, on the household and family records of the relational file. The weighting process defines the weight of the household to be the same as the weight of the household reference person or householder, and the weight of a family or subfamily is that of the family or subfamily reference person.

On the rectangular file, where household, family, and subfamily segments appear on each person record, all of the applicable weights can be found in that record. Tallying household characteristics from every record would result in counting multi-person households more than once. One way to avoid estimating more households than there really are is to tally household characteristics using only the householder's record, since there is always one and only one householder per household. Similarly, the records of family or subfamily reference persons can be used in generating family and subfamily estimates.

Of course, many desired household characteristics are not already shown on household records or segments, but are derived by summarizing the characteristics of the persons in the household, as for example, the number of persons 65 years old and over in the household. Doing so with SIPP files is somewhat more complicated than with files in which person records are arranged in a strictly hierarchical fashion within household.

Household records in SIPP relational files carry pointers to each person who was a member of the household. There are five sets of pointers, one for each month of the reference period and one for the interview month. The rectangular file does not have these household-to-person pointers, but does identify the address ID of the household of which the person was a member each month. The file can be readily sorted on address ID within sample unit to group household members together for any particular reference month. Another option available to rectangular file users is to sort on the person number of the householder, provided on each household member's record.

Estimates for groups of persons other than households and families

Some analyses involve summarizing to units other than households or families. The persons within a household who benefit from food stamps are one such example. Only part of a family may receive aid or there may be two separate food stamp units living together. For each food stamp receiving unit one adult household member is designated as the prime recipient. The SIPP questionnaire also identifies which children and other household members are covered by those food stamps.

Food stamp coverage is recorded on the SIPP files in two ways. First, the primary recipient's record includes the person numbers of each household member covered, and each of the other covered persons' records has a flag that indicates membership in a food stamp receiving unit. Only the primary recipient's record specifies the amounts of food stamps received for the unit.



To tabulate the characteristics of all food stamp recipients in a household, the easiest approach might be to sort recipients together within households using the reciprocity flags. But if it is necessary to discriminate between multiple food stamp receiving units within a household, the only way is to examine the primary recipient's record and use its list of person numbers to point to the secondary recipients in that unit. Then one could summarize appropriate characteristics across the person records. This way one could determine whether the food stamp reciprocity unit includes a wage-earner, is part of a family below the poverty level, lives together with persons who are not covered, and so forth.

Other programs for which there are pointers from the primary recipient's record to other recipients in the household include Medicaid, AFDC, foster children payments, general assistance, health insurance, Railroad Retirement, Social Security and veterans payments. In all of these cases, all income received by the unit, including payments for the benefit of children, are reported on the record of the primary adult recipient and not on the records of secondary recipients. The weight of the primary recipient is most likely to be appropriate in tabulations of food stamp reciprocity units and similar groups of individuals.


Estimates for Different Reference Periods

Each person and household is assigned 5 weights on each interview file, one for each of the four reference months and one for the interview month. Families and subfamilies are assigned only 4 weights since there is no attempt to define families as of the reference date. The 4 sets of reference month weights can be used only to form reference month estimates. Reference month estimates can be averaged, however, to form estimates of monthly averages over some period of time. For example, using the proper weights one can estimate the monthly average number of persons in a specified income range over the 4-month period.

The fifth weight is specific to the interview month. This weight can be used to form person or household estimates that specifically refer to characteristics as of the interview month. For example, one might want to estimate the number of unmarried adults living with an aged parent as of the latest observation. Interview weights can also be used to form estimates referring to the time period including the interview month and 4 previous months. One caution is that characteristics as of the interview date may not reflect that entire month--the persons could move, marry, or die before the end of the month.

The interview weight is also used for estimating a few of the demographic characteristics and other information that appear on the file for the 4-month reference period as a whole, but not for each month, such as race or sex.

None of these weights has been designed to yield the best estimates for a person's or household's status over two or more months, as for example, the number of households existing in October 1983 who experienced a 50 percent increase in income between July and August.



Calendar Month Data and Time Dimensioned Summary Statistics

In tabulating SIPP data for a particular calendar month, one must keep in mind the survey design. Most waves include 4 rotation groups, interviewed in four successive months. Figure 2 is a schematic diagram of the 1984 Panel design.

Months, quarters and years are shown along the top. Each cell shows the wave and rotation groups for which data are collected for each month. Thus, in the first interview, conducted in October 1983, data were collected from Wave 1-Rotation Group 1 households for the months of June, July, August and September.

As successive rotation groups are interviewed, the 4-month reference periods advance by 1 month. Wave 1-Rotation Group 2 households were interviewed in November 1983 for data for July through October.

In deriving calendar month or quarterly estimates from the data files, it is important to know how many rotation groups were interviewed, as less than the full sample may be available. If this is the case, the estimates must be inflated by an appropriate factor.


In some months, a full sample of 4 rotation groups from the same wave will be available. For Wave 1 (see figure 2), data for September 1983 were collected from the full sample. These data consist of month 4 data for Rotation Group 1, month 3 data for Rotation Group 2, month 2 data for Rotation Group 3, and month 1 data for Rotation Group 4. All of these figures (with appropriate weights) must be added together because any one rotation group includes only one-fourth of the SIPP sample.

In deriving quarterly estimates, a full sample consists of data for 4 rotation groups for each of the 3 months in the quarter. This would entail using data from 2 or 3 waves. For example, the fourth quarter of 1983 includes various rotation groups from Waves 1 and 2. Weighted data from all these rotation groups must be added together to form a full sample.

Note, however, that a full sample is not available for the third quarter of 1983. Or for subsequent quarters, the analyst may not want to wait for another wave of data to become available. Procedures to use in deriving estimates based on a partial sample are explained below.

Working With Less Than the Full Sample

Figure 2 also illustrates that for October 1983, data were collected from only three rotation groups of Wave 1. Thus the sample size available is three-fourths that available for September. The preferred way to handle this is to acquire Wave 2 as well, and combine October data for Wave 2-Rotation Group 1 with the Wave 1 October data for Rotation Groups 2, 3 and 4.



If a particular application does not require the full sample size, however, one could use only Wave 1 data for October and multiply weighted results by a factor of 1.33 to compensate for having only three-fourths of the sample. This is illustrated in figure 3.

FIGURE 3. Factors for Monthly Data: Wave 1, 1984 Panel

Month of Interview	Rotation Group	Reference Period											
		Second Quarter			Third Quarter			Fourth Quarter					
		Apr.	May	June	July	Aug.	Sept.	Oct.	Nov.	Dec.			
October	1		X		X		X		X				
November	2				X		X		X		X		
December	3					X		X		X		X	
January	4						X		X		X		X

Factors to Compensate for Missing Rotation Groups

4 2 1.33 1 1.33 2 4

To use Wave 1 data for the month of November, double the estimates (which compensates for having only one half of the sample consisting of Rotation Groups 3 and 4), and for December multiply the estimates by 4 (since they are based on a one-fourth sample consisting of rotation group 4 alone). Corresponding factors apply to data for June, July and August (also available in Wave 1) as well, and for these months the factors must be used, as the alternative of picking up the missing rotation groups in another wave does not exist.

A similar approach is applicable to subsequent waves as well. The particular factor to use is determined by the number of rotation groups covered in the time period one is analysing. Factors for Waves 1 and 2 and combined Wave 1 and 2 estimates are given in Table 1 below.



Table 1. Factors to be Applied to Basic Parameters to Obtain Parameters for Specific Reference Periods

Wave 1 Estimates

June 1983, December 1983	4.00
July 1983, November 1983	2.00
August 1983, October 1983	1.33
September 1983	1.00
3rd Quarter 1983	1.22
4th Quarter 1983	1.85
July-December 1983	1.06

Wave 2 Estimates

October 1983 and March 1984	4.00
November 1983 and February 1984	2.00
December 1983 and January 1984	1.33
4th Quarter 1983	1.85
1st Quarter 1984	1.85

Wave 1 and 2 Combined Estimates

June 1983 and March 1984	4.00
July 1983 and February 1984	2.00
August 1983 and January 1984	1.33
September through December 1983	1.00
3rd Quarter 1983	1.22
4th Quarter 1983	1.00
1st Quarter 1984	1.85
July-December 1983	1.06

Factors must also be applied to quarterly estimates or those for longer periods of time if less than the full sample for any month is available. Thus, in table 1 a factor of 1.22 must be applied to third quarter 1983 estimates, 1.85 to fourth quarter estimates using either Wave 1 or Wave 2, but a factor of 1.00 (i.e., no factor is needed) for fourth quarter 1983 estimates using full sample data from the combined Wave 1 and Wave 2 files.

Caveats for Calendar Month Data

Although it is possible to examine the data on a monthly basis and examine the data in a strictly cross sectional sense, there are qualifications or biases in this type of analysis.



First, no evaluations have been made of responses to income and related variables that are provided on a monthly basis. There may be some biases in this reporting. For example, people may tend to report a rough monthly average for their income over the four month reference period rather than specifically recalling amounts separately for each month. If this were so it would not be possible to analyze real month-to-month changes in income figures.

Second, most data users have been able to work only with annual income figures to this point, using the census, CPS or other surveys which measure income only once during a year. There will be considerable temptation for SIPP users to return to familiar analytical ground by multiplying 4-month income figures by 3 to estimate 12-month income. To do so would ignore seasonal variation in employment and income. A better approach to annual income would be to match together the first several waves and look at actual income experience across 12 months, perhaps comparing the results to the annual income and taxation information reported in Wave 5.

Time-Dimensioned Summary Statistics

An approach to analyzing these data that would reduce the biases just discussed for monthly estimates involves summarizing data across time. In this approach one calculates standard summary statistics such as counts, means, and modes across time as well as across individuals.

For example, instead of calculating the number of persons with incomes over \$3,000 for the month of July, one would calculate the number of persons with a mean monthly income of \$3,000 or more during the 3rd quarter.

This approach is relatively straightforward at the person level. However, at the family or household level, an additional complexity is added. One must first define these groups and identify the changes that occur during the quarter.¹ Then the conditions under which new groups are formed must be defined. Longitudinal concepts of households and families are the subject of a Working Paper, "Toward a Longitudinal Definition of Households" by David McMillen and Roger Harriot, available from the Census Bureau.

Producing Estimates Below the National Level

Census Regions

The total estimate for a region is the sum of the state estimates in that region. However, one of the groups of states, formed for confidentiality reasons, crosses regional boundaries. This group consists of South Dakota

¹These problems do not arise in Wave 1, as households were defined as of the interview and changes during the reference months were not recorded.



(Midwest Region), Idaho (West Region), New Mexico (West Region), and Wyoming (West Region). To compute the total estimate for the Midwest Region, a factor of .203 should be applied to the above group's total estimate and added to the sum of the other state estimates in the Midwest Region. For the West Region, a factor of .797 should be applied to the above group's total estimate and added to the sum of the other states in the West.

Estimates for regions included in the published SIPP reports reflect the actual region of residence, not the results of proration across the 4-state group. Thus there will be minor discrepancies between published regional totals and estimates derivable from microdata files for the Midwest and West regions.

Estimates from this sample for individual states are subject to very high variance and are not recommended. The State codes on the file are primarily of use for linking respondent characteristics with appropriate contextual variables (e.g., State-specific welfare criteria) and for tabulating data by user-defined groupings of States.

Producing Estimates for the Metropolitan Population

For 15 states in the SIPP sample, metropolitan or nonmetropolitan residence is identified. (On the rectangular file, use variable H*-METRO, characters 94, 382, 670, and 958. On the relational file, use METRO, character 24 on the household record). Metropolitan residence is defined according to the definition of Metropolitan Statistical Areas as of June 30, 1983. In 21 additional states, where the nonmetropolitan population in the sample was small enough to present a disclosure risk, a fraction of the metropolitan sample was recoded so as to be indistinguishable from nonmetropolitan cases (METRO=2). In these states, therefore, the cases coded as metropolitan (METRO=1) represent only a subsample of that population.

In producing state estimates for a metropolitan characteristic, multiply the individual, family, or household weights by the metropolitan inflation factor for that state, presented in Table 2 below. (This inflation factor compensates for the subsampling of the metropolitan population and is 1.0 for the states with complete identification of the metropolitan population).

In producing regional or national estimates of the metropolitan population it is also necessary to compensate for the fact that no metropolitan subsample is identified within two states (Maine and Iowa) and one state-group (Mississippi-West Virginia). (There were no metropolitan areas sampled in South Dakota-Idaho-New Mexico-Wyoming). Therefore, a different factor for regional and national estimates is in the right-hand column of Table 2 below. The results of regional and national tabulations of the metropolitan population will be biased slightly, although less than one-half of one percent of the metropolitan population is not represented.



Table 2. Metropolitan Subsample Factors

(Multiply these factors times the weight for the person,
family or household)

		Factors for use in State or MSA Tabulations	Factors for use in Regional or National Tabs
Northeast:	Connecticut	1.0390	1.0432
	Maine	-	-
	Massachusetts	1.0000	1.0040
	New Jersey	1.0000	1.0040
	New York	1.0110	1.0150
	Pennsylvania	1.0025	1.0065
	Rhode Island	1.2549	1.2599
Midwest:	Illinois	1.0232	1.0310
	Indiana	1.0000	1.0076
	Iowa	-	-
	Kansas	1.6024	1.6146
	Michigan	1.0000	1.0076
	Minnesota	1.0000	1.0076
	Missouri	1.0611	1.0692
	Nebraska	1.7454	1.7587
	Ohio	1.0134	1.0211
Wisconsin	1.0700	1.0782	
South:	Alabama	1.1441	1.1511
	Arkansas	1.0000	1.0061
	Delaware	1.0000	1.0061
	District of Columbia	1.0000	1.0061
	Florida	1.0333	1.0396
	Georgia	1.0000	1.0061
	Kentucky	1.1124	1.1192
	Louisiana	1.1470	1.1540
	Maryland	1.0000	1.0061
	North Carolina	1.0000	1.0061
	Oklahoma	1.1146	1.1214
	South Carolina	1.1270	1.1339
	Tennessee	1.0000	1.0061
	Texas	1.0192	1.0254
Virginia	1.0778	1.0844	
West Va. - Miss.	-	-	
West:	Arizona	1.0870	1.0870
	California	1.0000	1.0000
	Colorado	1.0000	1.0000
	Hawaii	1.0000	1.0000
	Oregon	1.0879	1.0879
	Washington	1.0868	1.0868

- indicates no metropolitan subsample is shown for the State.



Estimates for the metropolitan population produced from the microdata files will differ from published summary figures for the metropolitan population not only because of the subsampling scheme but also because of differences in the definition of the metropolitan population. Published figures are based on Standard Metropolitan Statistical Areas (SMSA's) defined as of June 30, 1981, consistent with the definition for the 1980 census. The microdata files use the definitions for Metropolitan Statistical Areas (MSA's) as of June 30, 1983. That definitional change resulted in increasing the metropolitan population by 1.4 percent. Eventually, the published figures will also reflect 1983 MSA definitions.

Producing Estimates for the Nonmetropolitan Population

State, regional, and national estimates of the nonmetropolitan population cannot be computed directly, except for the 15 states where the factor in Table 2 is 1.0. In all other states, the cases identified as not in the metropolitan subsample (METRO-2) are a mixture of nonmetropolitan and metropolitan households. Only an indirect method of estimation is available: first compute an estimate for the total population, then subtract the estimate for the metropolitan population.

Codes for Individual MSA's

Codes for certain large individual MSA's are included on the microdata files, such as are State codes, to provide users some flexibility in defining higher level aggregate areas and to allow linking respondent characteristics to available contextual variables. Individual MSA codes are given if the MSA has at least 250,000 inhabitants in sampled counties within the state, and if its identification would not result in the indirect identification of residual metropolitan population less than 250,000. Sample sizes associated with individual MSA's are typically very small.

When creating estimates for particular identified MSA's or CMSA's apply the Table 2 factor to the weights appropriate to the state, as discussed above. For multi-state MSA's, use the factor appropriate to each state part. For example, to tabulate data for the Washington, DC-MD-VA MSA, apply the Virginia factor of 1.0778 to weights for residents of the Virginia part of the MSA; Maryland and DC residents require no modification to the weights (i.e., their factors equal 1.0). This may still not produce reasonable estimates for an individual MSA for three reasons: 1) the sample size is very small; 2) the MSA may be non-self-representing; and 3) certain counties added to MSA's between 1970 and 1983 may not have been included in the 1984 panel.



Sampling Variability

Data found in SIPP publications or in user tabulations from the SIPP microdata are estimates based on the weighted counts from the survey. These numbers only approximate the far more costly counts that would result from a census of the entire population from which the sample was drawn. There are two types of errors possible in an estimate based on a sample survey: Sampling and non-sampling. We are able to provide estimates of the magnitude of SIPP sampling error, but this is not true of nonsampling error.

Standard Errors and Confidence Intervals

Standard errors indicate the magnitude of the sampling error. They also partially measure the effect of some nonsampling errors in response and enumeration, but do not measure any systematic biases in the data. The standard errors for the most part measure the variations that occurred by chance because a sample was surveyed instead of the entire population.

The sample estimate and its standard error enable one to construct confidence intervals, ranges that would include the average result of all possible samples with a known probability. For example, if all possible samples were selected, each of these being surveyed under essentially the same general conditions and using the same sample design, and if an estimate and its standard error were calculated from each sample, then:

1. Approximately 68 percent of the intervals from one standard error below the estimate to one standard error above the estimate would include the average result of all possible samples.
2. Approximately 90 percent of the intervals from 1.6 standard errors below the estimate to 1.6 standard errors above the estimate would include the average result of all possible samples.
3. Approximately 95 percent of the intervals from two standard errors below the estimate to two standard errors above the estimate would include the average result of all possible samples.

The average estimate derived from all possible samples is or is not contained in any particular computed interval. However, for a particular sample, one can say with a specified confidence that the average estimate derived from all possible samples is included in the confidence interval.



Hypothesis Testing

Standard errors may also be used for hypothesis testing, a procedure for distinguishing between population parameters using sample estimates. The most common types of hypotheses tested are 1) the population parameters are identical versus 2) they are different. Tests may be performed at various levels of significance, where a level of significance is the probability of concluding that the parameters are different when, in fact, they are identical.

To perform the most common test, let X_A and X_B be sample estimates of two parameters of interest. A subsequent section explains how to derive a standard error on the difference $X_A - X_B$. Let that standard error be S_{DIFF} . Compute the ratio $R = (X_A - X_B) / S_{DIFF}$. If this ratio is between -2 and +2, no conclusion about the parameters is justified at the 5 percent significance level. If on the other hand, this ratio is smaller than -2 or larger than +2, the observed difference is significant at the 5 percent level.

In this event, it is a commonly accepted practice to say that the parameters are different. Of course, sometimes this conclusion will be wrong. When the parameters are, in fact, the same, there is a 5 percent chance of concluding that they are different.

Calculating Standard Errors for SIPP

There are two ways for users to compute a standard error for SIPP estimates. One method is to compute variances directly using half-sample and pseudostratum codes. A second method involves calculating generalized standard errors using simple charts and formulas found in published reports or microdata documentation.

Generalized Standard Errors

To derive standard errors that are applicable to a wide variety of statistics and can be prepared at a moderate cost, a number of approximations are required. Most of the SIPP statistics have greater variance than those obtained through a simple random sample because clusters of living quarters are sampled for SIPP.

Two parameters, denoted "a" and "b", have been developed to calculate variances for each type of characteristic. These "a" and "b" parameters, found in table 3, are used in estimating standard errors of survey estimates, and these standard errors are referred to as generalized standard errors.

All statistics do not have the same variance behavior; "a" and "b" parameters were computed for groups of statistics with similar variance behavior. The parameters were computed directly from SIPP 3rd quarter 1983 data.



Table 3. SIPP 1984 Generalized Variance Parameters

Characteristic	Basic Parameters	
	a	b
16+ total persons: program participation and benefits	-0.00009428	16059
As above for 16+ total males	-0.00019844	16059
As above for 16+ total females	-0.00017961	16059
16+ total persons: income, labor force	-0.00003214	5475
As above for 16+ total males	-0.00006765	5475
As above for 16+ total females	-0.00006123	5475
0+ Total persons: all items	-0.00008637	19911
As above for total males	-0.00017863	19911
As above for total females	-0.00016724	19911
Black persons: all items	-0.00026695	7366
As above for Black males	-0.00057368	7366
As above for Black females	-0.00049929	7366
Total households: all items	-0.00007644	6766
Black households: all items	-0.00046611	4675



The "a" and "b" parameters may be used to approximate the standard error for estimated numbers and percentages. Because the actual increase in variance was not identical for all statistics within a group, the standard errors computed from these parameters provide an indication of the order of magnitude of the standard error rather than the precise standard error for any specific statistic. That is why we refer to these as generalized standard errors.

Computing Variances Directly

Pseudo half-sample codes and pseudostratum codes (assigned in such a way as to avoid any disclosure risk) are included on the file to enable direct computation of variances by methods such as balanced repeated replications.² This method may be used if the user can not use the generalized standard errors, as in computing the variance of a correlation coefficient between, say, interest income and dividend income. Since a number of statistical software packages provide simple procedures for using half-sample codes, you may consult documentation for your statistical software for further discussion. The Census Bureau, however, does not vouch for the appropriateness or accuracy of such software.

Variances computed directly will vary from variances estimated by the Census Bureau. These differences are a result of the use of artificial stratum codes on the public use file, whereas the Census Bureau has access to the actual stratum identifiers. Actual stratum codes are withheld from the public-use microdata so as to avoid identifying geographic areas so small that they risk disclosure of confidential information.

Even though these are artificial stratum codes, the variance estimates are expected to be similar to those produced by the Bureau using the real stratum codes. This method is involved, may be expensive, and, of course, is available only to users of SIPP microdata, not users of SIPP publications.

Examples Using Generalized Standard Errors

Some examples illustrate the use of "a" and "b" parameters in Table 3 for computing a standard error and the corresponding confidence intervals.

Standard Error of Total

The formula for computing the standard error for a total is:

$$s = \sqrt{ax^2 + bx} \quad (1)$$

²William G. Cochran provides a list of references discussing the application of this technique in Sampling Techniques, 3rd Ed. (New York: John Wiley and Sons, 1977), p. 321.



where "a" and "b" are the parameters associated with the estimate for the particular reference period and x is the weighted estimate.

Based on a tabulation from the SIPP survey data you would find that there were 16,000,000 households with a mean monthly income during the 3rd quarter of 1983 of \$3,000 and over. Suppose you want to develop a 95% confidence interval so you can assess how precise the estimate of 16,000,000 is.

Step 1:

Determine the appropriate "a" and "b" parameters by looking them up in table 3. Since we are dealing with income data for all households the "a" and "b" parameters are -.00007644 and 6766.

Step 2:

Enter these figures in the above formula

$$s = \sqrt{ax^2 + bx}$$

$$= \sqrt{(-.00007644) \times (16,000,000)^2 + (6766 \times 16,000,000)}$$

$$= 297,804.231$$

where 16,000,000 is the estimate, and -.00007644 and 6766 are the "a" and "b" parameters. The resulting standard error (rounded off) is 297,804.

Step 3:

To determine the 95% confidence interval of the estimate, multiply 2 times the standard error, yielding 595,608. The lower bound of the confidence interval is then 16,000,000 minus 595,608 or roughly 15.4 million, and the upper bound is 16,000,000 plus 595,608 or roughly 16.6 million.

Thus we can conclude with 95% confidence that the average estimate derived from all possible samples lies within the interval of 15.4 million to 16.6 million.

The foregoing example assumes you are working with the full SIPP sample, as will normally be the case with SIPP reports and user tabulations. But if you are making a tabulation from SIPP microdata for a reference month for which you do not have data for all rotation groups, you must weight the estimate up by an appropriate factor to compensate for the smaller sample size; you must similarly adjust the estimates of variance.

When you are working with fewer than all 4 rotation groups, the formula becomes

$$s = \sqrt{ax^2 + bx} \cdot \sqrt{f} \quad (2)$$



where the first part of the expression is the same as before, and "f" is a factor compensating for sample size. In other words, when the estimate is weighted up by a factor, the standard error must be multiplied by the square root of the same factor.

The "f" factors for various reference periods are found in table 1 above. The standard error in the above example was 297,804. If we were working with data for July 1983, a month covered by only the first two rotation groups in Wave 1 (see figure 2), our initial estimate using the weights on the microdata file might have been 8,000,000. To compensate for the 2 missing rotation groups, we would apply the factor of 2.0, and thereby double our estimate to 16,000,000. The same factor would enter into the formula in equation (2) to give

$$s = 297,804 \times \sqrt{2.0} = 421,158$$

as the standard error of an estimated 16,000,000 based on 2 rotation groups instead of 4. The confidence interval is then determined in the same way, using this revised standard error.

Wave 1 represents a special case because there are 3 reference months at the start of the survey when the survey did not yet cover all four rotation groups. Only one rotation group has data for June 1983, two for July 1983, and three for August 1983. The first SIPP report included data for the third quarter 1983.

For that period of partial coverage a factor of 1.22 is appropriate, as shown in table 1. If wave 1 data were used to estimate the 4th quarter, the factor would be 1.85. Of course, wave 2 supplies the missing rotation groups for that quarter. If wave 1 and wave 2 files were used together, estimates could be made from the full sample, so that no factor adjustment would be needed. Since the factors associated with the metropolitan area subsample are generally very close to 1.0, the factors may be ignored in calculating variances for metropolitan summaries.

Standard Error of a Percent

Computing the standard error and confidence interval for a percent follows a similar procedure. The formula for the generalized standard error of a percent is:

$$s = \sqrt{\frac{b}{y} p(100-p)} \cdot \sqrt{f} \quad (3)$$

where

y = the base of the percent (use weighted estimate), i.e., the size of the subclass of interest,

p = the percentage of persons, families, or households possessing the characteristic of interest,



b = the larger of the "b" parameters for the numerator and denominator, and,

f = the factor to adjust for missing rotation groups if necessary.

Note that the "a" parameter is not used.

Suppose we find that of the households in Wave 1 who had a mean monthly income of \$3,000 and over in the third quarter of 1983, 8,916,000 (8.6%) were black. To construct a 95% confidence interval, follow the steps shown below.

Step 1:

Examine the "b" parameter in table 3 for both total and black households to determine the larger of the two. In this case the "b" parameter for total households, 6766, is larger.

The "f" factor from table 1 that is applied to the base parameters to adjust for incomplete data is 1.22, applicable to 3rd quarter data.

Step 2:

Entering the values into the formula in equation (3):

$$s = \sqrt{\frac{6766}{8,916,000} (8.6)(100-8.6)} \cdot \sqrt{1.22}$$

provides us with a standard error of 0.05 percent.

Step 3:

Multiplying the standard error by 2 and adding and subtracting this quantity from the estimate of 8.6% provides a 95% confidence interval of 5.9% to 10.3%.

Standard Error of a Difference

The standard error of a difference between two sample estimates is approximately equal to

$$s_{(x-y)} = \sqrt{s_x^2 + s_y^2 - 2r_{xy}s_x s_y} \quad (4)$$



where s_x and s_y are the standard errors of the estimates x and y . The estimates can be numbers, percents, ratios, etc. The correlation between x and y is denoted by the correlation coefficient r .³ Table 4 presents the correlation coefficients r for comparisons between months and between quarters. For other types of comparisons, assume r equals zero if it is believed that the value of one variable does not give a strong indication of the value of the other variable. If r is really positive then this assumption will lead to overestimates of the true standard error. If r is negative, the result will be an underestimate of the actual standard error.

As an illustration, SIPP estimates show that the number of persons in nonfarm households with mean monthly household cash income over \$4,000 during the third quarter of 1983 who were aged 35-44 years was 5,313,000 and the number of those aged 25-34 years was 4,353,000, an estimated difference of 960,000. Using the Wave 1 parameters $a = -.00003214$, $b = 5475$, and $f = 1.22$ in equation (2), the standard errors of the estimates for each age group are 185,422 and 168,324 respectively. It is reasonable to assume that these two estimates are not highly correlated. Therefore, the standard error of the estimated difference of 960,000 is

$$\sqrt{(185,422)^2 + (168,324)^2} = 250,428$$

Suppose that it is desired to test the estimated difference at the 95 percent confidence level. The estimated difference divided by the standard error of the difference, $960,000/250,428$, is 3.83. Since this is greater than 2 it is concluded that the difference is significant at the 95 percent confidence level.

Standard Error of a Mean

A mean is defined here to be the average quantity of some item (other than persons, families, or households) per person, family, or household. For example, it could be the average monthly household income of females aged 25 to 34. The standard error of a mean can be approximated by the formula below. Because of the approximations used in developing the formula, an estimate of the standard error of the mean obtained from that formula will generally underestimate the true standard error. The formula used to estimate the standard error of a mean \bar{x} is

$$s_{\bar{x}} = \sqrt{\frac{b}{y} \cdot f} \quad (5)$$

³The correlation coefficient measures the extent to which the value of one variable gives an indication of the value of another variable. An example of a positive correlation is that between food stamp and AFDC reciprocity. Food stamp and bond income reciprocity are variables possessing a negative correlation. Another example of variables with positive correlation occurs when it is desired to measure the difference in a variable between two months or quarters.



Table 4. Correlations for Monthly and Quarterly Comparisons

<u>Wave 1 Estimates</u>	Total income, wage income and similar types of income	Program partici- pation income, nonincome, labor force
Jun-Jul, Nov-Dec 1983	0.57	0.35
Jul-Aug, Oct-Nov 1983	0.65	0.41
Aug-Sep, Sep-Oct 1983	0.69	0.43
Jun-Aug, Oct-Dec 1983	0.43	0.26
Jul-Sep, Sep-Nov 1983	0.53	0.32
Aug-Oct 1983	0.50	0.30
Jun-Sep, Sep-Dec 1983	0.35	0.20
Jul-Oct, Aug-Nov 1983	0.29	0.16
Jun-Oct, Jul-Nov, Aug-Dec, Jun-Nov, Jul-Dec, Jun-Dec 1983	0.00	0.00
3rd Quarter-4th Quarter 1983	0.28	0.14
<u>Wave 2 Estimates</u>		
Oct-Nov 1983, Feb-Mar 1984	0.57	0.35
Nov-Dec 1983, Jan-Feb 1984	0.65	0.41
Dec 1983-Jan 1984	0.80	0.50
Oct-Dec 1983, Jan-Mar 1984	0.43	0.26
Nov 1983-Jan 1984, Dec 1983-Feb 1984	0.61	0.37
Oct 1983-Jan 1984, Dec 1983-Mar 1984	0.40	0.23
Nov 1983-Feb 1984	0.35	0.20
Oct 1983-Feb 1984, Nov 1983-Mar 1984	0.00	0.00
Oct 1983-Mar 1984		
4th Quarter 1983-1st Quarter 1984	0.34	0.20



Table 4--Continued

<u>Wave 1 and 2 Combined Estimates</u>	Total income, wage income and similar types of income	Program partici- pation income, nonincome, labor force
Jun-Jul 1983, Feb-Mar 1984	0.57	0.35
Jul-Aug 1983, Jan-Feb 1984	0.65	0.41
Aug-Sep 1983, Dec 1983-Jan 1984	0.69	0.43
Sep-Oct, Oct-Nov, Nov-Dec 1983	0.80	0.50
Jun-Aug 1983, Jan-Mar 1984	0.43	0.26
Jul-Sep 1983, Dec 1983-Feb 1984	0.53	0.32
Aug-Oct 1983, Nov 1983-Jan 1984	0.65	0.39
Sep-Nov, Oct-Dec 1983	0.75	0.45
Jun-Sep 1983, Dec 1983-Mar 1984	0.35	0.20
Jul-Oct 1983, Nov 1983-Feb 1984	0.50	0.28
Aug-Nov 1983, Oct 1983-Jan 1984	0.61	0.35
Sep-Dec 1983	0.70	0.40
Jun-Oct 1983, Nov 1983-Mar 1984	0.33	0.18
Jul-Nov 1983, Oct 1983-Feb 1984	0.46	0.25
Aug-Dec 1983, Sep 1983-Jan 1984	0.56	0.30
Jun-Nov 1983, Oct 1983-Mar 1984	0.30	0.15
Jul-Dec 1983, Sep 1983-Feb 1984	0.42	0.21
Aug 1983-Jan 1984	0.60	0.30
Jun-Dec 1983, Sep 1983-Mar 1984	0.28	0.13
Jul 1983-Jan 1984, Aug 1983-Feb 1984	0.45	0.20
Jun 1983-Jan 1984, Aug 1983-Mar 1984	0.29	0.12
Jul 1983-Feb 1984	0.25	0.10
Jun 1983-Feb 1984, Jul 1983-Mar 1984	0.00	0.00
Jun 1983-Mar 1984		
3rd Quarter-4th Quarter 1983	0.63	0.36
4th Quarter 1983-1st Quarter 1984	0.51	0.29
3rd Quarter 1983-1st Quarter 1984	0.39	0.18



where y is the size of the base, s^2 is the estimated variance of x , b is the parameter associated with the particular type of item, and f is the adjustment factor.

The estimated population variance, s^2 , is given by formula (6):

$$s^2 = \frac{\sum_{i=1}^n w_i x_i^2}{\sum_{i=1}^n w_i} - \bar{x}^2 \quad (6)$$

where there are n persons with the item of interest; w_i is the final weight for person i ; and x_i is the value of the estimate for person i .

If the calculation of s^2 using formula (6) is too cumbersome, then formula (7) may be used instead:

$$s^2 = \sum_{i=1}^c p_i x_i^2 - \bar{x}^2 \quad (7)$$

where each person (or other unit of analysis) is in one of c groups (e.g., income categories within an income distribution); the p_i 's are the estimated proportions of responses within each group; the x_i 's are the midpoints of each group. If group c is open-ended, i.e., no upper interval boundary exists, then an approximate average value is

$$x_c = \frac{3}{2} Z_{c-1} \quad (8)$$

where Z_{c-1} is the lower boundary of the group (e.g., \$75,000 in the category \$75,000 or more). If an open-ended group c does exist, the approximation could easily be bad. To reduce this danger, create data categories so as to keep c and Z_{c-1} large. This could be done by creating more categories, e.g., more income groups.

Standard Error of a Mean Number of Persons with Characteristic Per Family or Household

Mean values for persons in families or households may be calculated as the ratio of two numbers. The denominator, y , represents a count of families or households of a certain class, and the numerator, x , represents a count of persons with the characteristic under consideration who are members of these families or households. For example, the mean number of children per family with children is calculated as

$$\frac{x}{y} = \frac{\text{total number of children in families}}{\text{total number of families with children}}$$



For means of this kind, the standard error is approximated by the following formula:

$$s_{\left(\frac{x}{y}\right)} = \sqrt{\left(\frac{x}{y}\right)^2 \left[\left(\frac{s_y}{y}\right)^2 + \left(\frac{s_x}{x}\right)^2 - 2r \left(\frac{s_x}{x}\right) \left(\frac{s_y}{y}\right) \right]} \quad (9)$$

The standard error of the estimated number of families or households is s_y , and the standard error of the estimated number of persons with the characteristic is s_x . In the formula, r represents the correlation coefficient between the numerator and the denominator of the estimate. If at least one member of each family or household in the class possesses the characteristic of interest, then use 0.7 as an estimate of r . If, on the other hand, it is possible that no member of a family or household has the characteristic, then use $r = 0$. In the example, you would use $r = 0.7$ for the average number of persons per family, but $r = 0$ for the average number of teenagers per family.

Standard Error of a Median

To compute a median, first group the units of interest (e.g., persons) into cells by the value of the statistic under consideration (e.g., single years of age). Then form a cumulative density for the cells (e.g., by cumulatively adding the proportion of persons of each age). Identify the first cell with cumulative density greater than 0.5. Use interpolation to find the value of the characteristic that corresponds to cumulative density 0.5. That value is the estimated median. Different methods of interpolation may be used. The most common are simple linear interpolation and Pareto interpolation. No universal rules exist on which method to use. The best procedure is to define the cells (e.g., income intervals) to be so small that the method of interpolation does not matter.

The sampling variability of an estimated median depends upon the form of the distribution as well as the size of its base or class. Given that the data were grouped into intervals (e.g., income intervals), then the standard error of a median is given by

$$\frac{\sqrt{N} (A_2 - A_1)}{2(N_2 - N_1)} = \frac{\sqrt{N} W}{2F} \quad (10)$$

or

$$\frac{\sqrt{N} \ln(A_2/A_1)}{\sqrt{N} \ln \left\{ \frac{(N-N_1)}{(N-N_2)} \right\}} \quad (11)$$

depending on whether the linear (10) or the Pareto (11) interpolation was used for estimating the median, where



- M = the estimated median
 A_1 and A_2 = the lower and upper boundaries of the interval in which the median falls,
 W = $A_2 - A_1$, the width of the interval in which the median falls,
 N_1 and N_2 = the number of units with the characteristic (e.g., income) less than A_1 and A_2 , respectively,
 F = $N_2 - N_1$, the number of units in the interval in which the median lies,
 N = the total number of units in the frequency distribution,
 b = the appropriate value of the parameter "b".

The following example illustrates the computation of the standard error of a median using linear interpolation. SIPP estimates from the report, "Economic Characteristics of Households in the United States: Third Quarter 1983," Series P-70, No. 1, table 1, show that the estimated median of the average monthly household cash income of females in the third quarter of 1983 was \$1,841 and $N = 115,848,000$. The appropriate "b" parameter from table 3 of this chapter is 19,911, which must be multiplied by the 3rd quarter factor of 1.22, yielding 24,291. We used the interval defined by $A_1 = \$1,600$, $A_2 = \$1,999$, $N_1 = 50,084,000$, and $N_2 = 62,087,000$. So $W = \$399$ and $F = 12,003,000$. Using the formula in equation (10) above the approximate standard error is

$$\sqrt{\frac{(24,291)(115,848,000)(\$399)}{2(12,003,000)}} = \$27.88 \quad (12)$$

Thus, rounding to \$28, the 68 percent confidence interval of the median is from \$1,813 to \$1,869, and the 95 percent confidence interval is from \$1,785 to \$1,897.⁴

⁴The standard error of \$27.88 computed here differs from the standard error of the median found in the report referenced in the text. Since publication of the report, new parameters in table 3 of this chapter were developed based entirely on SIPP data. These parameters, given in this chapter, are to be used in place of those given in the Source and Reliability sections of that report or the Wave 1 Technical Documentation.



Standard Errors of Ratios of Means or Medians

In this section, the correlation between the numerator and denominator, r , is assumed to be zero. So, the standard error for a ratio of means or medians is approximated by this formula:

$$s\left(\frac{x}{y}\right) = \sqrt{\left(\frac{x}{y}\right)^2 \left[\left(\frac{s_y}{y}\right)^2 + \left(\frac{s_x}{x}\right)^2 \right]} \quad (13)$$

The standard errors of the two means or medians are s_x and s_y . If r is actually positive (negative), then this procedure will provide an overestimate (underestimate) of the standard error for the ratio of means and medians.

Nonsampling Error

In addition to sampling error, discussed above, nonsampling errors are also present in SIPP data. Nonsampling errors can be attributed to many sources.

Undercoverage

Some housing units may have been missed in the listing operation prior to sampling; sometimes persons are missed within a sampled household. Past studies of censuses and household surveys have shown that undercoverage varies by age, race, and residence. Ratio estimation to independent age-sex-race population controls partially corrects for the bias due to survey undercoverage. However, biases exist in those estimates insofar as the characteristics of missed persons differ from those of respondents in each age-sex-race group. Further, the independent population controls have not been adjusted for undercoverage in the decennial census. Undercoverage in SIPP relative to the independent controls is about 7 percent for both Wave 1 and Wave 2. The undercoverage rate is likely to increase in subsequent waves due to lack of complete coverage of immigrants, institutional discharges, and movers from military barracks.

Respondent and Enumerator Error

Persons may have misinterpreted certain questions, or there may be an inability or unwillingness to provide the correct information. One source of such inability arises when one household member responds for other members. In another, a number of evaluation programs from the decennial census have suggested that some persons tend to underreport their income. Or, there may be a problem in recalling information, though the shorter reference period employed in SIPP should reduce this problem. The greater detail in SIPP questions and the training of interviewers should help prompt more complete income reporting than in other surveys.



Processing Error

Errors may have been introduced in the handling of the questionnaires by the Census Bureau. The coding of write-in entries for occupation, for instance, is subject to a certain level of mistakes.

Nonresponse

Nonresponse to particular questions in the survey also allow for the introduction of bias into the data, since the characteristics of nonrespondents may differ from those of respondents.

The initial evaluation of the quality of the data from SIPP show improvements in the accuracy and completeness of the data on income and program participation over that obtained from March CPS. For the third quarter of 1983, SIPP nonresponse rates ranged from a low of about 3 percent for questions about Aid to Families with Dependent Children and food stamp allotments, to about 13 percent for those concerning self-employment income. These rates contrast sharply with the higher nonresponse rates from the March CPS. The rates for CPS range from a low of 9 percent for food stamp allotments to 24 percent for self-employment income.

The reasons attributed to the improvement in the measurement of income are SIPP's shorter recall period, and more emphasis in SIPP on complete and accurate reporting of income data. For example, in determining assets respondents are asked about type of ownership (whether jointly held) as well as value. Respondents are called back when information is incomplete.

The nonresponse rate for monthly wage and salary income overall averaged about 6.2 percent for the initial SIPP interviews. However, proxy responses caused significantly higher nonresponse rates for some of the key items.

The nonresponse rate for self-respondents, which accounted for 64 percent of the total, was 4.6 percent, while the rate for proxy respondents was 9.0 percent.

Noninterview rates for the first two waves of SIPP are 4.8 percent for Wave 1 and 9.4 percent for Wave 1 and Wave 2 combined. Most of these cases (77 percent) were refusals, but other cases included "no one at home" and "temporarily absent". These rates are an improvement on the rates experienced in the Income Survey Development Program (ISDP), a predecessor to SIPP, and are comparable with rates obtained in CPS. Since SIPP does not replenish a panel in the same manner as CPS, the SIPP noninterview rate will climb considerably above the monthly CPS rate. The Bureau has used complex techniques to adjust the weights for nonresponse, but the success of these techniques in avoiding bias is unknown.

Data quality issues in SIPP are also discussed in "Economic Characteristics of Households in the United States: Fourth Quarter 1983," Series P-70-83-4, Appendix D. This appendix includes comparisons of nonresponse in SIPP and the



March 1984 CPS, as well as comparisons of estimates derived from SIPP with independent estimates for several income types.

Imputation

There are almost no missing data on SIPP microdata files. Nonresponse by an entire household is dealt with in the weighting procedures. That is, noninterviewed households are given zero weights and interviewed households are weighted up to compensate. When an individual within the household refuses the interview or when a response to an individual question is missing, beginning with Wave 2, census computers make imputations for the missing data. For Wave 1, nonresponse to an entire questionnaire by an individual caused the household to receive a zero weight. If the person answered a certain minimum group of questions in Wave 1, the responses to the other items were imputed. Imputations involve the replacement of missing data after Wave 1 with a corresponding value from a housing unit or person having certain other characteristics in common with the unit or person in question.

In general this imputation procedure enhances the usefulness of the data. It simplifies processing for the microdata user by eliminating "not reported" categories. Imputation also enhances the accuracy of the data on targeted characteristics. By imputing a missing characteristic with that of someone similar in other key aspects, the user can work with a more complete data set. When an imputed characteristic is aggregated over a sizable number of persons, deviations from actual (unknown) values tend to even out. Using imputed values also yields more accuracy than substituting the mean for missing data, since the mean would be based on persons perhaps substantially different from those with the missing items. On the other hand, use of imputed values can harm the accuracy of characteristics that were not targeted. The targeted characteristics concern socioeconomic stratum.

Inclusion of Imputation Flags

If the characteristics of nonrespondents are systematically different from the characteristics of respondents, as may well be the case for income variables, then it is possible that the imputation system masks certain biases due to nonresponse. For this reason the SIPP microdata files include flags for many data items which allow the user to discriminate between those responses which were actually reported and those entries which were supplied through imputations. These flags, or imputation indicators, appear at the end of the household, person and income records in the SIPP relational microdata file, and at the end of appropriate sections within the records of the rectangular file, generally corresponding one-for-one with specific data items.

In the example in figure 4, the data item for earned income received from a particular job in a particular month is shown on the top half. A sample value of 2000 is illustrated, i.e., \$2000 of income last month. Its corresponding imputation flag is shown on the bottom half. Note that the description of the impu-



tation flag cites the field name for the corresponding item, WS1-2032. The sample value of 1 in the imputation flag indicates that the original respondent failed to answer the corresponding question, or the entry supplied was unusable for some reason, and that therefore the information in the data item above was imputed from that of another person.

In examining only the income amounts, one would not know that the \$2000 was imputed rather than actually reported by the individual. Only by cross-tabulating income by imputation status can one recognize an imputed income.

FIGURE 4. Illustration of an Imputation Flag
Data Dictionary

Sample Values

(Wage and Salary Record)

Sample Data Item

D WS1-2032	5	3293	\$2000
What was the total amount of pay that ... received before deductions on this job last month (month 4). Range = -9,33332.			
U Persons 15 years old and older			
V -9. Not in universe			
0. None			

Corresponding Imputation Flag

D WSICAL01	1	3321	1
Field 'WS1-2032' was imputed			
V 0 .No imputed input			
1 .Imputed input			

Editing

There are also a number of demographic characteristics from the control card which should not require imputation, but may need to be edited for consistency with other information from the household. In these cases there are no imputation flags, but the file includes both the edited value and the value prior to computer editing, referred to as preedited or unedited. These items are identified by a "U" at the start of the 8-character mnemonic identifying variables in the data dictionary. To detect whether a particular edit had any impact on the data, compare a given data item with its preedited or unedited counterpart.

Uses of Imputation Flags

Although the Bureau could theoretically evaluate the above-cited sources of error—undercoverage, respondent and enumerator error, processing error and nonresponse—it does not do so for SIPP. Thus it is not possible to provide adjustment factors which could somehow be used to "correct" data. On the other hand, the user of the microdata files can study the impact of imputations made for nonresponse.



An analyst can use imputation flags or unedited items in several different ways. First, by computing the rate of imputation one can evaluate the quality of certain data items. For instance, one could find out whether persons receiving aid from the government are less likely to report their other sources of income than persons not participating in such programs.

Imputation flags allow characteristics of nonrespondents to be studied. Do nonrespondents tend to be younger or older, for example, than the rest of the population?

One can exclude imputed data from crosstabulations that might be sensitive to the imputation process. For instance, in comparing the earnings of doctors and dentists, high imputation rates might make the tabulations questionable, since missing income on a doctor's or dentist's record would be imputed from a pool of possible donors which includes a much broader range of professional occupations. Thus, to make sure you are comparing only doctor's incomes with dentist's incomes, it would be appropriate to exclude all cases with either occupation or income imputed.



APPENDIX A BIBLIOGRAPHY

SIPP Working Paper Series

Papers in this series cover a range of topics including: 1) procedural information on the collection and processing of data, 2) survey methodology research, and 3) preliminary substantive results such as changes in household composition over time. Copies of these papers are available without charge from

Daniel Kasprzyk, Special Assistant
Population Division, Room 2312-3
Bureau of the Census
Washington, D.C. 20233

The first seven papers in the series are listed below:

SIPP Working Paper No. 1

"An Overview of the Survey of Income and Program Participation," by Dawn Nelson, David B. McMillen, and Daniel Kasprzyk.

SIPP Working Paper No. 2

"Toward a Longitudinal Definition of Households," by David B. McMillen and Roger Herriot.

SIPP Working Paper No. 3

"Papers Presented at the Survey of Income and Program Participation, Session I, at the annual meeting of the American Statistical Association in Philadelphia, Pa., August 13-16, 1984." The papers presented include:

- a. "An Analysis of Turnover in the Food Stamp Program," by T. Carr and I. Lubitz, Mathematica Policy Research, Inc.
- b. "The Measurement of Household Wealth in SIPP," by E. J. Lamas and J. M. McNeil, Census.
- c. "The Wealth and Income of Aged Households," by D. P. Radner, Social Security Administration.

SIPP Working Paper No. 4

"Papers Presented at the Survey of Income and Program Participation, Session II, at the annual meeting of the American Statistical Association in Philadelphia, Pa., August 13-16, 1984." The papers given include:

- a. "Toward a Longitudinal Definition of Households," by David B. McMillen and Roger Herriot.



- b. "Lifetime Work Experience and Its Effect on Earnings," by J. M. McNeil, Census, and J. T. Salvo, New York City Department of Planning.
- c. "Panel Surveys as a Source of Migration Data," by D. Dahmann, Census.
- d. "SIPP and CPS Labor Force Concepts: A Comparison," by P. M. Ryscavage, Census.
- e. "Matching Economic Data to the Survey of Income and Program Participation: A Pilot Study," by S. Haber, George Washington University, and P. Ryscavage, D. Sater, and V. Valdisera, Census.

SIPP Working Paper No. 5

"The Survey of Income and Program Participation," by Roger Heriot and Daniel Kasprzyk, Census.

SIPP Working Paper No. 6

"Papers Presented at the Survey of Income and Program Participation, Session III, at the annual meeting of the American Statistical Association in Philadelphia, Pa., August 13-16, 1984." The papers given include:

- a. "Obtaining a Cross-Sectional Estimate From a Longitudinal Survey: Experiences of the ISDP," by H. Huang, Census.
- b. "Weighting of Persons for SIPP Longitudinal Tabulations," by D. Judkins, D. Hubble, J. Dorsch, D. B. McMillen, and L. Ernst, Census.
- c. "Longitudinal Family and Household Estimation in SIPP," by L. Ernst, D. Hubble, and D. Judkins, Census.
- d. "Early Indications of Item Nonresponse in SIPP," by J. Coder and A. Feldman, Census.

SIPP Working Paper No. 7

"Papers Presented at the Survey of Income and Program Participation, Session IV, at the annual meeting of the American Statistical Association in Philadelphia, Pa., August 13-16, 1984." The papers given include:

- a. "Month-to-Month Income Reciprocity Changes in the ISDP," by J. C. Moore and D. Kasprzyk, Census.
- b. "Findings From the Student Follow-Up Investigation of the 1979 ISDP," by A. M. Roman and D. V. O'Brien, Census.



- c. "The ISDP 1979 Research Panel as a Methodological Survey: Implications for Substantive Analysis," by R. A. Kulka, Research Triangle Institute.
- d. "Some Data Collection Issues for Panel Survey with Application to SIPP," by A. Jean and E. K. McArthur, Census.
- e. "Managing the Data From the 1979 ISDP," by P. Doyle and C. Citro, Mathematica Policy Research, Inc.





APPENDIX B GLOSSARY OF SELECTED TERMS

Population coverage. The estimates are restricted to the civilian noninstitutional population of the 50 States and members of the Armed Forces living off post or with their families on post.

Farm-nonfarm residence. The farm population refers to rural residents living on farms. Under this definition, a farm is any place in rural territory from which sales of crops, livestock, and other agricultural products amounted to \$1,000 or more during the previous 12-month period.

Householder. Survey procedures call for listing first the person (or one of the persons) in whose name the home is owned or rented. If the house is owned jointly by a married couple, either the husband or the wife may be listed first, thereby becoming the reference person, or householder, to whom the relationship of the other household members is recorded. One person in each household is designated as the "householder." The number of householders, therefore, is equal to the number of households.

Household. A household consists of all persons who occupy a housing unit. A house, an apartment or other group of rooms, or a single room is regarded as a housing unit when it is occupied or intended for occupancy as separate living quarters; that is, when the occupants do not live and eat with any other persons in the structure and there is either (1) direct access from the outside or through a common hall or (2) a kitchen or cooking equipment for the exclusive use of the occupants.

A household includes the related family members and all the unrelated persons, if any, such as lodgers, foster children, wards, or employees who share the housing unit. A person living alone in a housing unit or a group of unrelated persons sharing a housing unit as partners is also counted as a household. The count of households excludes group quarters. Examples of group quarters include rooming and boarding houses, college dormitories, and convents and monasteries.

Family. A family is a group of two or more persons (one of whom is the householder) related by birth, marriage, or adoption and residing together; all such persons (including related subfamily members) are considered members of one family.

Family household. A family household is a household maintained by a family; any unrelated persons (unrelated subfamily members and/or secondary individuals) who may be residing there are included. The number of family households is equal to the number of families. The count of family household members differs from the count of family members, however, in that the family household members include all persons living in the household, whereas family members include only the householder and his/her relatives.

Nonfamily household. A nonfamily household is a household maintained by a person living alone or with nonrelatives only.

Race. The population is divided into groups on the basis of race: White; Black; American Indian, Eskimo, or Aleut; Asian or Pacific Islander; and "other races."



Persons of Spanish origin. Persons of Spanish origin were determined on the basis of a question that asked for self-identification of the person's origin or descent. Respondents were asked to select their origin (or the origin of some other household member) from a "flash card" listing ethnic origins. Persons of Spanish origin, in particular, were those who indicated that their origin was Mexican, Puerto Rican, Cuban, Central or South American, or some other Spanish origin. It should be noted that persons of Spanish origin may be of any race.

Work disability. Persons were classified as having a work disability if they were identified by the respondent as having a physical, mental, or other health condition that limits the kind or amount of work they can do.

Monthly income. The monthly income estimates for households are based on the sum of the monthly income received by each household member age 15 years old or over.

Cash income includes all income received from any of the sources listed in Appendix B-1. Rebates, refunds, loans, and capital gain or loss amounts from the sale of assets, and interhousehold transfers of cash such as allowances are not included. Accrued interest on Individual Retirement Accounts, KEOUGH retirement plans, and U.S. Savings bonds are also excluded. This definition differs somewhat from that used in the annual income reports based on the March CPS income supplement questionnaire. These data, published in the Consumer Income Series, P-60, are based only on income received in a regular or periodic manner and, therefore, exclude lump-sum or one-time payments such as inheritances and insurance settlements. The March CPS income definition, however, does exclude the same income sources excluded by SIPP.

The income amounts represent amounts actually received during the month, before deductions for income and payroll taxes, union dues, Part B Medicare premiums, etc.

The SIPP income definition includes three types of earnings: wages and salary, nonfarm self-employment, and farm self-employment. The definition of nonfarm self-employment and farm self-employment is not based on the net difference between gross receipts or sales and operating expenses, depreciation, etc. The monthly amounts for these income types are based on the salary or other income received from the business by the owner of the business or farm during the 4-month reference period.

The Bureau of Labor Statistics publishes quarterly averages for an earnings concept called "usual weekly earnings" for employed wage and salary workers. The concept differs from the SIPP earnings concept since it is based on usual, not actual earnings, excludes the self-employed, and excludes earnings from secondary jobs.

While the income amounts from most sources are recorded monthly for the 4-month reference period, property income amounts, interest, dividends, rental income, etc., were recorded as totals for the 4-month period. These totals were distributed equally between months of the reference period for purposes of calculating monthly averages.



Means-tested benefits. The term means-tested benefits refers to programs that require the income or assets (resources) of the individual or family be below specified guidelines in order to qualify for benefits. These programs provide cash and noncash assistance to the low-income population. The major sources of means-tested cash and noncash assistance are shown in Appendix B-2.

Medicare. This term refers to the Federal Health Insurance Program for the Aged and Disabled as provided for by Title XVIII of the Social Security Act. The phrase "Medicare covered" refers to persons enrolled in the Medicare program, regardless of whether they actually utilized any Medicare covered health care services during the survey reference period.

Medicaid. This term refers to the Federal-State program of medical assistance for low-income individuals and their families as provided for by Title XIX of the Social Security Act. The phrase "Medicaid covered" refers to persons enrolled in the Medicaid program, regardless of whether they actually utilized any Medicaid covered health care services during the survey reference period.

Unemployment compensation. This term refers to cash benefits paid to unemployed workers through a State or local unemployment agency. These include all benefits paid under the Federal-State unemployment insurance program as established under the Social Security Act, as well as those benefits paid to State and local government employees, Federal civilian employees, and veterans.

Low-Income Home Energy Assistance Program. Benefits from the Federally funded LIHEAP authorized by Title XXVI of the Omnibus Budget Reconciliation Act of 1981, or comparable assistance provided through State funded assistance programs, may be received in the form of direct payment to the household as reimbursement for heating or cooling expenses or paid directly to the fuel dealer or landlord.

Special Supplemental Food Program for Women, Infants, and Children (WIC). Benefits are received in the form of vouchers that are redeemed at retail stores for specific supplemental nutritious foods. Eligible low-income recipients are infants and children up to age five and pregnant, postpartum, and breastfeeding women.

With a job. Persons are classified "with a job" in a given month if they were 16 years old or over and, during the month, either (a) worked as paid employees or worked in their own business or profession or on their own farm or worked without pay in a family business or farm or (b) were temporarily absent from work either with or without pay. In general, the word "job" implies an arrangement for regular work for pay where payment is in cash wages or salaries, at piece rates, in tips, by commission, or in kind (meals, living quarters, supplies received). "Job" also includes self-employment at a business, professional practice, or farm. A business is defined as an activity which involves the use of machinery or equipment in which money has been invested or an activity requiring an office or "place of business" or an activity which requires advertising; payment may be in the form of profits or fees.

The Current Population Survey (CPS), the official source of labor force statistics for the Nation, uses the same definition for a job or business. The term "with a job," however, should not be confused with the term "employed" as used in the CPS. "With a job" includes those who were temporarily absent from a job because of layoff and those waiting to begin a new job in 30 days; in the CPS these persons are not considered "employed." See "Worked each week" below.



Worked each week. Persons "worked each week" in a month if, for the entire month, they were "with a job" and not "absent without pay" from the job. In other words, a person worked each week in any month when they were (a) on the job the entire month, or (b) they received wages or a salary for all weeks in the month, whether they were on the job or not. Persons also worked each week if they were self-employed and spent time during each week of the month at or on behalf of the business or farm they owned, as long as they received or expected to receive profit or fees for their work.

In the CPS, the concept "at work" includes those persons who spent at least 1 hour during the reference week at their job or business. In the CPS, however, "at work" does not include persons who were temporarily absent from their jobs during the entire reference week on paid vacation, sick leave, etc. In SIPP, "worked each week" does include persons on paid absences.

Absent 1 or more weeks. Absent 1 or more weeks means absent without pay from a job or business. Persons were absent without pay in a month if they were "with a job" during the entire month, but were not at work at that job during at least 1 full week (Sunday through Saturday) during the month, and did not receive wages or a salary for any time during that week. Reasons for an unpaid absence include vacation, illness, layoff, bad weather, labor disputes, and waiting to start a new job.

Looking for work. Persons who "looked for work" in a given month are those who were 16 years old or over and (a) were without a job during at least 1 week during the month, (b) tried to get work or establish a business or profession in that week, and (c) were available to accept a job. Examples of jobseeking activities are (1) registering at a public or private employment office, (2) meeting with prospective employers, (3) investigating possibilities for starting a professional practice or opening a business, (4) placing or answering advertisements, (5) writing letters of application, and (6) being on a professional register.

The CPS uses a similar concept of "looking for work." The term "unemployed" as used in the CPS includes persons who were looking for work in the reference week and those who were "on layoff" or "waiting to begin a new job in 30 days."

Layoff. In general, the work "layoff" means release from a job because of slack work, material shortages, inventory taking, plant remodeling, installation of machinery, or other similar reasons. For this survey, persons were also on "layoff" who did not have job but who responded that they had spent at least 1 week on layoff from a job and that they were available to accept a job.

In addition, persons were on "layoff" in a given month if they were 16 years old or over and (a) were "with a job" but "absent without pay" from that job for at least 1 full week during that month, and (b) they responded that their main reason for being absent from their job or business was "layoff." "On layoff" also includes a small number of persons who responded that they were waiting to report to a new wage and salary job that was to begin within 30 days. In other words, persons waiting to begin a new job are classified together with persons waiting to return to a job from which they have been laid off.

Full time and part time. The data on full- and part-time workers pertain to the number of hours a person usually worked per week during the weeks worked in the 4-month reference period of the survey. If the hours worked per week varied considerably, the respondent was asked to report an approximate average of the



Persons 16 years old and over who reported usually working 35 or more hours each week during the weeks they worked are classified as "full-time" workers; persons who reported that they usually worked fewer than 35 hours are classified as "part-time" workers. The same definitions are used in the CPS.

With labor force activity. The term "with labor force activity" includes all persons with a job (as defined above) and those looking for work or on layoff from a job for at least 1 week during a given month. Conversely, those persons "with no labor force activity" had no job, were not on layoff from a job and made no effort to find a job during the month.





SURVEY OF INCOME AND PROGRAM PARTICIPATION (SIPP)

WAVE 5 RECTANGULAR MICRODATA FILE

TECHNICAL DOCUMENTATION

TECHNICAL INFORMATION






USER NOTES

This section will contain information relevant to SIPP that becomes available after the file is released. The cover letter to the updated information should be filed behind this page.

User Notes will be sent to all users who (1) purchased their file (or technical documentation) from the Census Bureau and (2) returned the coupon following the title page.







UNITED STATES DEPARTMENT OF COMMERCE
Bureau of the Census
Washington, D.C. 20233

Survey of Income and Program Participation (SIPP)
Wave 5 Rectangular Microdata File
User Note No. 1

Subject: SIPP 1984 Panel Wave 1 and Wave 2 Cases where Armed Forces Status was Incorrectly Classified as "Active Duty"

This is to follow up on my July 25 memorandum on "SIPP Armed Forces Population Estimate Discrepancies -- Results of Field Followup." It was suggested that SIPP file users be allowed to correct their public use files to account for these discrepancies if their analysis warranted. (that is, person record field U-AF should equal 2, not 1 as shown on the file). The attached list shows scrambled PSU, segment and serial number for each person on the Wave 1 and Wave 2 files where this error exists. Also shown are person number and wave number. Note that for all cases on this list Address ID is equal to 11.

Similar errors may exist on tapes for Waves 3, 4 and 5, but no work has been done to identify these, and none is planned. Beginning with Wave 5 rotation 2, efforts have been made to correct this information at the point of data collection.

Attachment





ARMED FORCES DISCREPANCIES
(Waves 1 and/or 2)

<u>PSU</u>	<u>SEGMENT</u>	<u>SERIAL</u>	<u>PERSON NUMBER</u>	<u>WAVE</u>
		49	101	1, 2
209	0190		101	1, 2
855	6796	09	101	1, 2
430	0380	32	101	1, 2
489	9163	16	101	1
404	3925	47	103	1
112	5661	91	101	1, 2
375	6249	88	101	1, 2
183	6244	66	102	1
408	0112	44	101	1
749	2293	16	101	1, 2
430	4040	54	103	1
604	0388	16	101	1
193	2299	31	101	1
917	3921	08	101	1
917	3921	08	102	1
542	8116	06	101	1, 2
634	8119	67	101	1, 2
529	1460	27	101	1, 2
055	8114	40	101	1, 2
730	6790	98	101	1
547	4894	86	102	1, 2
446	6673	44	103	1, 2
643	6796	88	101	2
597	3923	59	101	1, 2
898	9164	09	101	2
486	7401	01	101	1, 2
058	1237	35	101	1, 2
566	7388	87	101	1
486	7401	01	101	1, 2
778	4048	55	101	1
199	0118	84	103	1, 2
075	0779	40	101	1, 2
943	7942	31	101	2
943	7947	08	101	2
097	1709	28	103	2
645	8790	17	101	1
689	8115	08	101	2
778	2461	14	101	1
566	8088	55	101	1
566	8088	55	102	1, 2
912	6133	03	101	1
795	5149	96	101	1, 2
945	4715	01	101	1, 2
462	5834	30	101	2
317	4716	84	101	1, 2
806	2464	18	101	1, 2
539	1961	26	101	1, 2
258	7309	15	101	1
991	2577	73	101	1
803	0386	33	101	1, 2
110	1040	21	106	



<u>PSU</u>	<u>SEGMENT</u>	<u>SERIAL</u>	<u>PERSON NUMBER</u>	<u>WAVE</u>
675	1675	90	101	1, 2
617	1675	13	101	1
472	7383	82	101	1
141	9524	55	101	1
849	3652	95	101	2
923	6132	54	101	1, 2
835	6193	78	111	1, 2
830	9520	73	104	1
396	7308	63	102	1, 2
810	4692	85	101	1, 2
838	4693	63	102	1, 2
472	7383	82	101	2
146	2460	17	101	1
201	5831	13	101	2
258	4718	90	101	1, 2
522	5833	90	101	1, 2
617	6193	42	101	1
201	5831	13	101	1
948	7381	53	101	1, 2
199	8051	01	101	1, 2
317	3925	05	101	1
884	4372	97	101	1, 2
893	4882	09	101	2
441	7388	24	101	2
236	7842	45	101	1, 2
090	8082	45	101	1, 2







July 23, 1985

Subject: SIPP Armed Forces Population Estimate Discrepancies -- Results of Field Followup

In a recent analysis of SIPP and CPS labor force data, Paul Ryscavage and Jack Bregger (BLS) discovered an inconsistency in the population estimates from the two surveys. For the purposes of their study they were adjusting the SIPP estimate to the CPS estimate for the third quarter of 1983. When they added in persons in farm households to the SIPP universe 16 and over, and took out the Armed Forces living on or off posts in households, their civilian noninstitutional population was about 500,000 below the CPS figure. When the fourth quarter of 1983 and first and second quarter of 1984 were adjusted in a similar manner, the SIPP civilian noninstitutional population averaged about 460,000 below the CPS figure. Therefore, it appeared that SIPP's estimate of the Armed Forces population was too high. Based on tables generated by POP Division, we discovered some inconsistency between the control card item dealing with active duty Military status (control card item 32c) and the labor force class of worker question (source code 2012 and 2112). POP Division generated a listing of all Wave 1 and Wave 2 cases where control card item 32c indicated the respondent was currently on active duty in the Armed Forces but source code 2012/2112 showed only an employer(s) other than Armed Forces (e.g. a private company, Federal, state or local government, or unpaid in family business). The results showed 99 out of 337 Wave 1 active duty Armed Forces respondents and 79 of 263 Wave 2 active duty Armed Forces respondents where this condition existed.

During SIPP interviewing for Wave 5, rotations 2 and 3 and Wave 6, rotations 4 and 1 (March through June 85) interviewers were instructed to verify Armed Forces status as of the appropriate Wave 1 interview month (October 83 through January 84). If the person was found not to be on active duty during the Wave 1 interview month, the interviewer marked control card item 32c by circling the "2-No" below the question. If the person was found to be correctly identified as on active duty, the interviewer circled the "1-Yes" below the question. Current Armed Forces status was then verified and updated. Some cases could not be verified since they had been dropped in the SIPP sample reduction or were now part of a noninterviewed household.

As a result of the field work, 77 of the 99 Wave 1 cases could be followed up, (15 had been deleted and 7 were now noninterviews). Of the 77 verified, 65 were determined to be incorrect (not in the Armed Forces during Wave 1) and 12 were correctly identified as in the Armed Forces. For Wave 2, 64 of the 79 cases could be followed up (11 had been deleted and 4 were noninterviews). Of these 64, 51 were verified as incorrect and 13 as correct. Thus, 84% of Wave 1 and 80% of Wave 2 cases were determined not to be on active duty during the Wave 1 interview. (See Attachment 1 for comparisons by regional office).



In an effort to determine the impact of these cases on SIPP estimates, I first apportioned the not-reported cases to the "correct" and "incorrect" categories based on the percentage breakdown for the reported cases (Attachment 2). Then, since final weights were not available from listings we were provided, approximate weighted counts, derived by Dave Hubble of SMD, were applied to the adjusted counts. A Wave 1 weight of 4439 was obtained by comparing third quarter 1983 estimates of the civilian population with the total noninstitutionalized population. The difference, being the military population, was then divided by 337, the number of survey respondents reported as being on active duty. Wave 2 weights of 5919 were estimated using Wave 1 weights ($4439 \times 4/3$). Attachment 2 shows that SIPP estimates of the active duty Armed Forces population were approximately 372,876 too high for Wave 1 and, an almost identical 372,897 too high for Wave 2 due to the incorrect recording of Armed Forces status on the control card.

In conclusion, we have resolved a considerable amount (81%) of our differences with CPS, as observed by Ryscavage and Bregger, by studying cases that showed an employer other than the Armed Forces. (The remaining 87,000 weighted difference is well within sampling variability at 2 standard deviations). Naturally, we may have errors going the other way which have gone undetected, (that is, Armed Forces personnel incorrectly classified as not on active duty). However, given our differences with CPS it is unlikely that there are many of these. It is hard to explain why so many cases were recorded incorrectly in SIPP since the questions are identical to CPS and the interviewer instructions are very similar. One possible explanation is that most SIPP interviewers were new hires in Wave 1, had no practical experience asking these questions, and the training materials did not discuss control card item 32c other than in the mock interviews. Given our problems in recording this item, future manuals and training should discuss the importance of correctly recording this information. We also should try to institute a preedit check, if possible, to reject cases where cc item 32c is equal to 1 but source codes 2012 and 2112 are not equal to 5 (Armed Forces). Due to the fact that source codes 2012 and 2112 are keyed under Program 8 (fixed field data) this kind of check, at this time, is not possible. However, it will be explored in the future when time and resources allow.

Since these errors were not detected until midway through Wave 5 interviewing, at which time they should have been corrected on the control cards, we have several public use files which have been released that have some incorrect Armed Forces status designations. We will not re-release these files with corrections for the cases we have identified in this study. Rather, we will provide a list of public use control numbers, along with selected demographic characteristics, for these cases so that users can correct their files, if their analysis warrants.

Attachments



ARMED FORCES DISCREPANCIES BY RO

	<u>Type 1's</u> <u>(Correct)</u>	<u>Type 2's</u> <u>(Incorrect)</u>	<u>Deleted</u> <u>Cases</u>	<u>Noninterviews</u>
<u>Wave 1</u>				
RO				
21	0	6	0	0
22	1	4	0	0
23	0	13	3	0
24	0	6	1	0
25	0	2	0	0
26	0	3	1	0
27	1	5	1	0
28	1	4	3	1
29	4	12	1	0
30	1	5	2	3
31	4	3	3	1
32	0	2	0	2
Total	12	65	15	7
<u>Wave 2</u>				
21	0	4	0	0
22	0	2	0	0
23	0	8	3	0
24	0	5	1	1
25	0	4	0	0
26	0	2	0	0
27	1	5	0	2
28	3	2	0	0
29	3	9	0	0
30	1	4	2	1
31	4	2	4	0
32	1	4	1	0
Total	13	51	11	4



xiii Attachment 2

<u>Wave 1</u>	Actual	Adjusted ²	Weighted ³
Total Discrepancies	99	99	439,461
Reported as Correct	12	15	66,585
Reported as Incorrect	65	84	372,872
Not Reported ₁	22	0	0
<u>Wave 2</u>			
Total Discrepancies	79	79	467,601
Reported as Correct	13	16	94,704
Reported as Incorrect	51	63	372,897
Not Reported ¹	15	0	0

- ¹ Includes Type A, C and D noninterviews in Wave 5/6 and cases dropped as a result of the sample reduction.
- ² Not Reported cases have been apportioned to "Reported as Correct" and "Reported as Incorrect" categories based on the actual rates for reported cases.
- ³ The 1984 Panel Base weight of 4439 for Wave 1 and 5919 for Wave 2 was applied to adjusted totals to derive approximate weighted totals.





UNITED STATES DEPARTMENT OF COMMERCE
Bureau of the Census
Washington, D.C. 20233

Survey of Income and Program Participation (SIPP)

Wave 5 Rectangular Microdata File

User Note No. 2

Because of budget cuts in the Census Bureau's Fiscal Year 1986 budget, approximately 15-percent of the 1984 Panel sample was eliminated from rotation groups 2 and 3 of wave 5 and rotation groups 4 and 1 of wave 6. Cases with the values listed below in the sample-unit reduction code field (SU-RGC) will not appear in wave 5 (rotation groups 2 & 3) or wave 6 (rotation groups 4 & 1) files. This will produce several legitimate nonmatches when matching to previous waves.

SU-RGC

004	089	072
010	044	078
016	050	083
021	055	089
027	061	094
033	066	100







Survey of Income and Program Participation (SIPP)

Wave 5 Rectangular Microdata File

User Note No. 3

Subject: Resolution of Nonmatches; 1984 SIPP Panel, Waves 4 and 5

We have completed a match of Wave 4 and Wave 5 of the 1984 SIPP Panel and researched the nonmatches.

The largest number of nonmatches between Waves 4 and 5 of the 1984 Panel of SIPP data are caused by sample reduction. The size of the SIPP sample was reduced during the Wave 5 collection period. A total of 5069 persons appearing on the Wave 4 file had no potential for match on the Wave 5 file, because their addresses were eliminated from the sample design.

There are a total of 1741 persons on the Wave 4 file who were not carried on the Wave 5 file and who were not lost because of sample reductions. The reasons for most of these cases are evident from an examination of the Wave 4 data.

1) The household in which the person resides became a Type A Non-interview in Wave 4	485 persons
2) The household in which the person resides became a Type C or D Non-interview in Wave 4	503 persons
3) A person with a person number of 200 or greater no longer lives with 100 level adults	457 persons
4) During the Wave 4 reference period, a person left the universe of persons to be interviewed	
a) Deceased	56 persons
b) Institutionalized	17 "
c) Living in Armed Forces barracks	12 "
d) Moved outside U.S.	15 "
	<u>100</u> persons
5) Persons merged into an existing sample household and therefore assumed new identifiers	8 persons
6) Children who moved sometime during the Wave 4 reference period and no longer live with 100 level adults	33 persons



The following additional cases are not obvious from a review of the Wave 4 data. In each case, the person could no longer be interviewed because of some changes in their status which took place during the first half of the first month of the Wave 5 reference period

1) 200+ level person, no longer living with a 100 level adult	64 persons
2) 100 level children, no longer living with a 100 level adult	10 persons
3) Persons moving outside U.S.	24 persons
4) Became institutionalized	12 persons
5) Became deceased	5 persons
6) Moved into Armed Forces barracks	1 person
7) Person moved from an interviewed household to a non-interviewed household during Wave 4 interview month	1 person

In addition there were 7 persons identified as persons who were incorrectly reported to be household members in an earlier wave and 31 persons who were deleted from the Wave 5 file because of an error in cross-sectional processing. These persons are identified in the attachment.

There were 1501 persons with a 500 level person number on the Wave 5 file. These persons obviously have no potential for a match with the Wave 4 file.

There were a total of 391 persons on the Wave 5 file, with person numbers less than 500, who were not on the Wave 4 file. The largest group of these, 161 persons, were deleted from the Wave 4 cross-sectional processing because of an error in a computer program. This is the same error that accounted for the loss of 31 persons from the wave 5 file. The remaining 230 cases fall into the following categories.

1) Persons living in Type A or D non interview households in Wave 3 who were converted to interviews in Wave 5	179 persons
2) Persons living in Type A or D non interview households in Wave 2 who were converted to interviews in Wave 5	36 persons
3) Persons with 400 level person numbers who joined the sample after the Wave 4 reference period but before the Wave 4 interview	13 persons
4) Merged household (180 level) persons	1 person
5) One person who apparently was incorrectly reported as deceased in Wave 3	1 person

Attachment



The following persons are not shown on the wave 5 file because they became separated from all 100 level persons because one or the other moved during the first half of the first wave 5 reference month.

025/3154/25/41/401	708/2468/83/41/401
025/5833/97/41/401	708/2468/83/42/401
025/5833/97/41/402	710/1303/99/11/301
077/4897/52/21/202	725/2461/87/11/401
077/4897/52/21/203	742/2468/59/31/401
077/4897/52/21/201	843/4894/05/21/201
077/4897/52/21/204	847/6689/08/31/301
089/3965/43/41/401	847/6689/08/31/401
089/7173/44/41/401	879/7383/84/11/401
090/2465/39/11/401	883/5839/40/11/202
090/2465/39/11/402	883/5839/40/11/201
090/2465/39/21/401	954/3986/84/11/402
097/0114/03/21/201	979/4448/60/43/401
097/0114/03/21/202	979/6680/57/31/401
097/0114/03/21/203	995/6245/55/11/402
105/6244/21/41/401	995/6245/55/11/401
171/4372/59/11/401	
174/7406/02/41/401	
223/2022/36/31/301	
235/6793/59/11/201	
236/0001/72/41/402	
236/0001/72/41/401	
236/3152/15/41/402	
236/4671/01/11/201	
284/1679/29/11/302	
362/4691/69/11/201	
365/2466/02/31/401	
377/6875/05/41/402	
417/6683/53/31/302	
417/6683/53/31/301	
457/4675/79/11/410	
514/7388/60/41/401	
514/7388/60/41/402	
524/2468/60/11/401	
594/8089/87/11/401	
613/5873/52/41/402	
613/5873/52/41/401	
617/2463/99/11/301	
618/6877/23/41/401	
636/7389/04/11/201	
638/7843/77/41/402	
643/3964/07/21/303	
643/3964/07/21/302	
643/3964/07/21/301	
675/6678/97/21/201	
691/6681/14/11/201	
695/7842/81/11/301	
708/2468/83/41/402	



The following persons do not appear on the wave 5 file because they are children under the age of 15 who are no longer living with 100 level adults. They became separated from all 100 level adults during the first half of the first month of the wave 5 reference period.

225/2468/84/11/103
225/2468/84/11/102
291/0002/59/11/102
365/4896/31/11/102
404/1700/51/11/106
514/4675/47/11/103
645/6682/56/11/102

733/6852/36/11/102
991/4373/55/11/104
991/4373/55/11/103

The following persons do not appear on the wave 5 data file because they moved outside the United States presumably very early in the first month of the wave 5 reference period.

077/4897/52/11/101
248/9525/94/11/106
248/9525/94/11/103
337/0005/47/11/109
337/0005/47/11/107
337/0005/47/11/104
337/0005/47/11/102
337/0005/47/11/106
337/0005/47/11/108
337/0005/47/11/101
337/0005/47/11/105
337/0005/47/41/404
337/0005/47/41/403
337/0005/47/41/402
337/0005/47/41/401
337/0005/47/42/403
337/0005/47/42/402
337/0005/47/42/401
337/0005/47/42/404
603/5874/03/11/103
774/8536/69/11/104
845/8085/27/11/103
897/3152/26/11/401
936/4443/79/11/104



The following persons are not shown on the wave 5 file because they were institutionalized in the first half of the first month of the wave 5 reference period.

021/6199/58/11/101
066/6790/92/11/103
066/6790/92/11/102
066/6790/92/11/101
236/0001/72/11/101
782/4370/03/11/101
785/0191/26/11/101
815/6858/28/11/103
893/8088/16/11/102
928/5835/45/11/101
945/5834/55/11/201
998/8761/44/11/102

The following persons are not shown on the wave 5 file because they became deceased in the first half of the first month of the wave 5 reference period.

296/8084/61/11/101
296/8089/82/11/102
479/4716/94/11/101
586/4896/47/11/101
955/6139/36/11/101

The following person was not shown on the wave 5 file because he moved into an armed forces barracks in the first half of the first month of the wave 5 reference period.

352/4049/25/11/103

The following person was not shown on the wave 5 file because he moved very late in the wave 4 interview month and refused further interviews. He is shown in his previous household for the entire wave 4 reference period.

427/8769/95/11/104



The following persons were not shown on the wave 5 file because they were incorrectly reported as household members at some earlier point in time.

010/7388/15/11/103
105/4715/41/11/103
227/7176/09/11/103
571/6248/60/11/103
884/7846/25/11/101
913/6876/95/11/301
995/3981/02/11/103

The following persons appear on the wave 4 file but not on the wave 5 file. These persons are children who left the sample universe sometime during the wave 4 reference period and were not followed since no sample adult lived with them.

137/2573/77/11/107
137/2573/77/11/104
137/2573/77/11/108
137/2573/77/11/103
139/4044/14/11/105
139/4044/14/11/104
139/4044/14/11/103
141/4042/19/11/103
146/1308/21/11/103
288/6462/81/11/103
373/7383/22/11/102
417/8089/46/11/104
436/4511/03/11/103
486/2026/84/11/104
538/3969/69/11/102
542/9166/47/11/105
574/0004/14/11/104
574/0004/14/11/103
574/0004/14/11/102
574/2466/09/11/108
634/6673/05/11/103
672/2296/31/11/103
685/4046/06/11/102
803/4224/15/11/107
838/8085/42/11/104
883/5834/76/11/103
912/2924/42/11/105
913/4589/99/11/103
917/8081/29/11/106
917/8081/29/11/105
932/0388/46/11/108
951/8792/81/11/107
977/2572/28/11/104



The following persons are not shown on the wave 5 file. They were deleted from the wave 5 data file because of an error in the processing system. These persons should have been included in the file and attempts will be made to reclaim their data when a longitudinal product is produced.

135/1964/18/11/301
248/7409/32/11/301
288/2466/94/11/105
288/2466/94/11/101
288/2466/94/11/102
404/0003/03/11/101
404/7408/55/11/102
404/7408/55/11/101
404/7408/55/31/401
423/0666/27/11/102
423/0666/27/11/101
423/0666/27/11/104
423/0666/27/11/103
514/8553/17/31/301
514/8558/47/11/101
514/8558/47/31/301
514/8558/47/31/302
582/5838/08/41/401
604/5146/11/11/301
657/3653/31/11/109
747/1702/74/11/303
803/0389/68/11/301
874/2572/62/11/101
874/2572/62/31/301
874/2572/62/31/302
874/2572/62/31/401
917/3858/22/11/101
917/3858/22/11/102
917/3858/22/11/103
917/3858/22/31/301
917/3858/22/31/302



Persons who were deleted from the wave 4 file in error. They were mistaken for people who entered the sample during the month of interview. They actually entered the sample or at least moved one year prior to the month of interview.

015/0003/22/11/101	365/4896/89/11/105	582/3962/74/11/104
021/6193/79/11/201	365/4896/89/11/102	582/3962/74/11/103
030/0114/25/11/101	373/6970/13/11/201	582/3962/74/11/102
030/0114/25/11/102	401/6243/44/11/201	582/3962/74/11/101
030/0115/69/11/103	417/7388/10/11/104	582/4588/49/11/102
030/0115/69/11/101	417/7388/10/11/105	582/4588/49/11/101
030/0115/69/21/201	417/7388/10/11/103	598/2463/20/11/101
030/1965/55/11/104	417/7388/10/11/102	613/3659/23/11/201
030/1965/55/11/101	417/7388/10/11/101	632/1961/28/11/102
030/1965/55/11/103	438/2926/45/11/203	632/1961/28/21/201
030/1965/55/11/102	438/2926/45/11/202	632/4678/21/11/103
055/2929/22/11/201	438/4586/77/11/104	632/4678/21/21/201
063/6682/58/11/202	438/4586/77/11/103	661/8792/12/11/102
063/6682/58/11/201	438/4586/77/11/102	661/8792/12/11/101
063/6688/49/11/103	438/4586/77/21/205	680/5833/34/11/201
063/6688/49/11/102	438/4586/77/21/204	737/4822/34/11/201
063/6688/49/11/101	438/4586/77/21/203	737/5870/13/11/103
063/6688/49/21/202	438/4586/77/21/202	737/5870/13/21/201
063/6688/49/21/201	438/4586/77/21/201	737/5870/13/21/301
063/6688/49/21/203	513/5832/36/11/104	767/7381/17/11/101
066/7308/92/41/401	513/5832/36/11/103	797/4717/98/11/104
066/7308/92/41/403	513/5832/36/11/102	797/4717/98/11/103
066/7308/92/41/402	513/5832/36/11/101	797/4717/98/11/102
110/2034/52/11/201	513/5838/10/11/101	797/4717/98/11/101
110/7381/47/11/101	513/5838/10/21/403	800/7381/37/11/102
110/7381/47/21/201	513/5838/10/21/402	800/7381/37/11/101
139/0773/73/11/103	513/5838/10/21/401	810/0385/47/11/105
139/0773/73/11/104	524/1967/04/11/103	810/0385/47/11/104
139/0773/73/11/102	524/1967/04/11/102	810/0385/47/11/103
139/0773/73/11/101	524/1967/04/11/101	810/0385/47/11/102
193/4713/05/11/201	524/4693/56/11/201	810/0385/47/11/101
201/6682/26/11/101	524/4694/21/11/104	810/0385/47/21/301
201/6682/26/11/103	530/5831/28/11/105	810/0385/47/22/203
201/6682/26/11/102	530/5831/28/11/104	810/0385/47/22/202
224/2021/71/11/101	530/5831/28/11/103	810/0385/47/22/201
225/8080/69/31/301	530/5831/28/11/102	811/2461/14/11/101
275/7945/09/11/104	530/5831/28/11/101	811/2461/14/11/104
275/7945/09/11/105	551/7841/62/11/201	811/2461/14/11/102
282/8086/52/11/201	563/5144/24/21/201	811/7381/33/11/201
317/7383/24/11/201	571/0118/09/11/102	815/0382/19/21/201
324/8793/79/11/201	571/0118/09/22/202	815/7386/34/11/104
365/0004/03/11/201	571/0118/09/22/201	815/7386/34/21/201
365/4674/00/11/101	578/7842/53/11/102	820/0166/77/11/107
365/4674/00/11/102	578/7842/53/21/202	820/0166/77/21/306
365/4674/00/21/201	578/7842/53/21/201	820/0166/77/21/305
365/4896/89/11/104	579/6137/48/21/201	820/0166/77/21/304
365/4896/89/11/101	582/3962/74/11/106	820/0166/77/21/303
365/4896/89/11/103	582/3962/74/11/105	820/0166/77/21/302



820/0166/77/21/301
830/6130/59/11/201
849/4699/67/11/101
849/4699/67/22/201
855/6791/28/11/201
855/6793/99/11/101
855/6793/99/11/102
884/0117/04/11/201
893/3929/92/21/201
898/7844/72/11/201
903/4671/13/11/103
932/2574/10/11/101
932/2574/10/21/201
948/0133/03/11/101
948/4671/02/11/101
948/4671/02/21/201
988/2468/10/11/201

Person who merged into an existing sample household in wave 5

533/6975/27/11/180

Person who was reported to be deceased in wave 3

916/7384/72/11/101

Persons with a 400 level person number who joined a sample household after the middle of the last wave 4 reference month but before the wave 4 interview.

015/7380/33/41/401
037/7380/92/11/401
047/8083/26/11/401
075/4040/78/11/401
112/0199/32/41/401
227/9168/27/11/401
288/4890/57/11/405
557/1041/43/42/401
604/3856/70/31/401
717/1044/02/42/401
742/2464/87/11/401
810/0385/47/22/401
849/2463/20/41/401



Persons who re-entered the interviewed sample after being non-interviewed, outside the sample area or unable to locate for several waves

005/3029/44/11/101
007/4040/68/11/103
007/4040/68/11/102
007/4040/68/11/104
007/4040/68/11/101
021/2836/35/11/201
035/4716/09/11/101
035/4716/09/11/102
105/2466/25/11/101
270/0199/23/11/101
270/0199/23/11/102
270/0199/23/11/103
441/4719/67/11/101
511/3659/24/11/102
563/3927/12/11/105
579/7387/25/11/101
579/7387/25/11/102
579/7387/25/11/103
694/6683/06/11/101
694/6683/06/11/102
739/4716/43/11/101
815/6686/06/11/103
884/2023/47/11/105
884/2023/47/11/101
884/2023/47/11/106
884/2023/47/11/102
884/2023/47/11/103
884/2023/47/11/104
920/7941/99/11/101
920/7941/99/11/102
920/7941/99/11/103
921/3703/02/11/101
942/2578/66/11/101
942/2578/66/11/102
942/2578/66/11/103
942/2578/66/11/104





UNITED STATES DEPARTMENT OF COMMERCE
Bureau of the Census
Washington, O.C. 20233

Survey of Income and Program Participation (SIPP)
Wave 5 Rectangular Core Microdata File

User Note No. 4

Beginning with Wave 4, items I2OAMT1 through I2OAMT4 (positions 4054, 4060, 4066, 4072) are 8-character fields. Data are right-justified.

Please replace the corresponding pages in your technical documentation with the attached revised sheets.

Pages have been inserted into documentation.

March, 1987







UNITED STATES DEPARTMENT OF COMMERCE
Bureau of the Census
Washington, D.C. 20233

Survey of Income and Program Participation (SIPP)
Wave 5 Rectangular Microdata File

User Note No. 5

Attached is a revised list of "a" and "b" parameters to use with wave 5. Please replace page 21 in your documentation with the revised sheet.

May 1987

1



UNITED STATES DEPARTMENT OF COMMERCE
Bureau of the Census
Washington, D.C. 20233

**SURVEY OF INCOME AND PROGRAM PARTICIPATION (SIPP)
1984 PANEL
WAVE 5 RECTANGULAR CORE MICRODATA FILE**

USER NOTE NO. 6

Subject: Frequency Diskette

Enclosed is a 5-1/4" high density PC diskette containing frequencies from the SIPP 1984 Wave 5 Rectangular File. Please read the README.DOC file on this diskette to obtain instructions for installing and accessing the frequencies file on your hard disk drive.






/

UPDATED SIPP 1984 GENERALIZED VARIANCE PARAMETERS
FOR THE WAVE 5 PUBLIC USE FILE

PERSONS1	<u>a</u>	<u>b</u>
Total or White		
16+ Program Participation and Benefits, Poverty (4)		
Both Sexes	-0.0001030	17,539
Male	-0.0002167	17,539
Female	-0.0001962	17,539
18+ Welfare History and AFDC (3)		
Both Sexes	-0.0001026	17,539
Male	-0.0002162	17,539
Female	-0.0001952	17,539
16+ Income and Labor Force2(6)		
Both Sexes	-0.0000351	5,980
Male	-0.0000739	5,980
Female	-0.0000669	5,980
0-15 Child Care (7)	-0.0001155	5,980
16+ Child Support (5)	-0.0000791	7,390
All Others3 (8)		
Both Sexes	-0.0000943	21,746
Male	-0.0001951	21,746
Female	-0.0001827	21,746
Black		
Poverty (1)		
Both Sexes	-0.0005422	14,960
Male	-0.0011652	14,960
Female	-0.0010140	14,960
All Others (2)		
Both Sexes	-0.0002916	8,045
Male	-0.0006266	8,045
Female	-0.0005453	8,045
HOUSEHOLDS/Families/Unrelated Individuals4		
Total or White	-0.0000835	7,390
Black	-0.0005091	5,106



- 1 For cross-tabulations, apply the parameters of the category showing the smaller number in parentheses.
- 2 Also use these parameters for tabulations on reasons for not working, reservation wage, and work-related expenses.
- 3 These parameters are to be used for all tabulations not specifically covered by any other category in this table, e.g., for retirement and pension tabulations, for 0+ benefits, C+ income, and 0+ labor force tabulations.
- 4 Also use these parameters for tabulations on support for non-household members.



ABSTRACT

Survey of Income and Program Participation
(SIPP) Wave 5 Rectangular Microdata File [machine-
readable data file] / conducted by the U.S. Bureau
of the Census. --Washington: The Bureau [producer
and distributor], 1985.

TYPE OF FILE:

Microdata; unit of observation is an individual.

UNIVERSE DESCRIPTION:

The universe is the resident population of the United States, but excluding persons living in institutions and military barracks.

SUBJECT-MATTER DESCRIPTION:

The file contains basic demographic and social characteristics data for each member of the household. These include age, sex, race (White; Black; American Indian, Eskimo, and Aleut; Asian or Pacific Islander; and Other), ethnic origin (23 categories including 7 Spanish origin categories), marital status, household relationship, education, and veteran status.

Limited data are provided on housing unit characteristics such as units in structure, tenure, access, and complete kitchen facilities.

Core questions, which are repeated at each interview, cover labor force activity, types and amounts of income, and participation in various cash and noncash benefit programs for each month of the four-month reference period. Data for employed persons include number of hours and weeks worked, earnings, and weeks without a job. Nonworkers are classified as unemployed or not in the labor force. In addition to income data associated with labor force activity, data include nearly 50 other types of income. Core data also cover post secondary school attendance, public or subsidized rental housing, low-income energy assistance, and school breakfast and lunch participation.

Persons interviewed in Wave 5 were asked the core questions as well as questions on child care arrangements, welfare history, child support, reasons for not working and job search activities, job related expenses, and support payments for nonhousehold persons. This file contains data only for the core questions. A later file will contain both core and topical module data.

The sample consists of 4 rotation groups, each interviewed in a different month from January to April 1985. For each group the reference period for reporting labor force activity and income is the four calendar months preceding the interview month.

SIPP is a longitudinal survey where each sampled household and each descendent household is reinterviewed at 4-month intervals for 9 interviews

Vertical line on the left side of the page.

or "waves." This file contains the results of the fifth interview. Unique codes are included on each record to allow linking together the same persons with the preceding and subsequent waves.

GEOGRAPHIC COVERAGE:

United States. Codes are included for 38 individual States, although the sample was not designed to produce State estimates. Areas in the SIPP sample in six other States are identified in two groups for confidentiality reasons. Some cases are coded to other States not originally sampled, reflecting persons in the original sample who moved. The file identifies a subsample of metropolitan residents, along with codes for selected metropolitan statistical areas (MSA's) and consolidated metropolitan statistical areas (CMSA's).

TECHNICAL DESCRIPTION:

FILE STRUCTURE: Rectangular. Each logical record for a sampled person includes information on the household and family of which the person was a part during each month of the reference period, as well as characteristics of the person and each source of income received during the period.

FILE SIZE: 51,075 logical records; 5,352 character logical record length.

FILE SORT SEQUENCE

OF SAMPLE UNITS: Rotation group (i.e., month of interview) by PIPS State of sampling unit within rotation group by sampling unit identification number within State by entry address ID and person number within sampling unit.

REFERENCE MATERIALS:

Survey of Income and Program Participation (SIPP) Wave 5 Rectangular Microdata File Technical Documentation. The documentation includes this abstract, the data dictionary, an index to the data dictionary, relevant code lists, a questionnaire facsimile, and general information relative to SIPP. One copy of the technical documentation accompanies each file order but also may be purchased separately for \$10 from Data User Services Division, Customer Services, Bureau of the Census, Washington, D.C. 20233.

Survey of Income and Program Participation (SIPP) Users' Guide. The Users' Guide contains general information on the background, survey content, sample design, and procedures for estimation and calculation of sampling variability as well as a glossary of selected terms. The Users' Guide will be forthcoming.

Interviewers' Manual (1984). Survey of Income and Program Participation. U.S. Department of Commerce, Bureau of the Census. The Manual is available for \$10 from Data User Services Division, Customer Services, Bureau of the Census, Washington, D.C. 20233.

Vertical line on the left side of the page.

Horizontal line at the top of the page.

RELATED PRINTED REPORTS:

Economic Characteristics of Households in the United States: Third Quarter, 1984 (Data from Waves 4 and 5 of the Survey of Income and Program Participation). Current Population Reports, Series P-70, No. 5. Available from the Superintendent of Documents, U.S. Government Printing Office, Washington, D.C. 20402. S/N 703-088-00001-5. \$3.75.

RELATED MACHINE-READABLE DATA FILES:

SIPP files from earlier waves are available from Data User Services Division, Customer Services, Washington, D.C. 20233. An order form is on the following page for your convenience.

File	Number of Reels		Cost	
	1600 bpi	6250 bpi	1600 bpi	6250 bpi
Wave 1 Relational	11	3	\$1,540	\$420
Wave 1 Rectangular	8	2	\$1,120	\$280
Wave 2 Relational	9	3	\$1,260	\$420
Wave 2 Rectangular	6	2	\$ 840	\$280
Wave 3 Relational	9	3	\$1,260	\$420
Wave 4 Relational	9	3	\$1,260	\$420
Wave 4 Rectangular	6	2	\$ 840	\$280
Wave 5 Relational	9	3	\$1,260	\$420

A machine-readable data dictionary is available at the end of the last reel at either density or may be purchased separately on 1 reel for \$140.

FILE AVAILABILITY:

The file may be ordered from Data User Services Division using the order form on the following page. It is available on 6 reels at 1600 bpi for \$840 and on 2 reels at 6250 bpi for \$280. A machine-readable dictionary is contained at the end of reel 6 at 1600 bpi and reel 2 at 6250 bpi. It is also available separately for \$140 on 1 reel at either density.





GPO Order Form (Publications)	Mail To: Superintendent of Documents, U.S. Government Printing Office, Washington, D.C. 20402			
	Organization			Credit Card Orders Total charges \$ _____ Fill in the boxes below. Credit Card No. <input type="text"/> <input type="text"/> <input type="text"/> <input type="text"/> <input type="text"/> <input type="text"/> <input type="text"/> <input type="text"/> <input type="text"/> <input type="text"/> <input type="text"/> <input type="text"/> <input type="text"/> <input type="text"/> <input type="text"/> <input type="text"/>
	Address			Expiration Date <input type="text"/> <input type="text"/> <input type="text"/> <input type="text"/> MasterCard and VISA accepted.
	City, State, ZIP			
	GPO Catalog No. or Stock No.	Quantity Desired	Title of Publication	Amount
				DATE _____ CUSTOMER Make check or money order payable to Superintendent of Documents. If to be charged to Supt. of Docs. account, indicate Deposit Account No. _____ TOTAL \$ _____

Customer Services (Microfiche and Data Files)	Mail to: Data User Services Division, Customer Services, Bureau of the Census, Washington, D.C. 20233 Phone: 301/763-4100				DATE _____		
	Name _____		Telephone _____		CHECK ONE <input type="checkbox"/> Enclosed is check or money order, payable to "Commerce-Census" <input type="checkbox"/> Charge to Census Bureau Deposit Account No. _____		
	Organization _____						
	Address _____						
	City, State, Zip _____						
	Name of Data File, Documentation* or Microfiche			No. of Tapes	No. of Microfiche	No. of Document Copies	Cost
*One copy of the Technical Documentation is sent at no extra charge with tape orders.					TOTAL \$ _____		
Characteristics of Tape (Check One): <input type="checkbox"/> 9 track, 1600 bpi, EBCDIC <input type="checkbox"/> 9 track, 6250 bpi, EBCDIC <input type="checkbox"/> 9 track, 1600 bpi, ASCII <input type="checkbox"/> 9 track, 6250 bpi, ASCII Labeling (Check One): <input type="checkbox"/> Standard <input type="checkbox"/> Unlabeled Maximum block size (if less than 32K bytes)? _____				Credit Card Orders Total charges \$ _____ Fill in the boxes below. Credit Card No. <input type="text"/> <input type="text"/> <input type="text"/> <input type="text"/> <input type="text"/> <input type="text"/> <input type="text"/> <input type="text"/> <input type="text"/> <input type="text"/> <input type="text"/> <input type="text"/> <input type="text"/> <input type="text"/> <input type="text"/> <input type="text"/>			
				Expiration Date <input type="text"/> <input type="text"/> <input type="text"/> <input type="text"/> MasterCard and VISA accepted.			

Customer Services (Publications)					DATE _____	
	Name _____				RETURN TO: Data User Services Division Customer Services Bureau of the Census Washington, D.C. 20233 Phone: 301/763-4100	
	Organization _____					
	Address _____					
	City, State, ZIP _____					
	Census Bureau Serial No.	Quantity Desired	Title of Publication	Amount		
				CUSTOMER Make check or money order payable to Superintendent of Documents, but mail remittance to address shown. If to be charged to Supt. of Docs. account, indicate Deposit Account No. _____		





FILE INFORMATION

Geographic Coverage

State codes are shown except for six States which are identified in two groups. A subsample of metropolitan residents is identified along with codes for selected metropolitan statistical areas (MSA's) and consolidated metropolitan statistical areas (CMSA's). The sample was not designed to produce State or MSA/CMSA level estimates. State codes are primarily useful in relating a respondent's receipt of benefits to thresholds which may vary from State to State. MSA/CMSA codes may be used in relating respondent characteristics with contextual variables.

Identification Number System

The SIPP identification scheme is designed to uniquely identify individuals in each wave, provide a means of linking the same individuals over time, and group individuals into households and families over time.

The various components of the identification scheme are listed below:

- Sample Unit Identification Number
- Address ID
- Entry Address ID
- Person Number

The sample unit identification number was created by scrambling together the PSU, segment, and serial numbers used for Census Bureau administrative purposes. This identifier is constructed the same way on each wave regardless of moves, to enable matching from wave to wave.


The two-digit address ID code identifies each household associated with the same sample unit identification number. The first digit of the address ID code indicates the wave in which that address was first assigned for interview. The second digit sequentially numbers multiple households that have the same serial number. The address ID code is 11 for all sample addresses, that are the same as in Wave 1. As SIPP sample persons move to new addresses, new address ID codes are assigned. Any new address to which sample unit members moved during Wave 5 is numbered in the 50's, Wave 6, 60's, etc.

The person ID is a five-digit number consisting of the two-digit entry address ID and a three-digit person number. Person numbers 101, 102, etc., are assigned in Wave 1; 201, 202, etc., are assigned to persons added to the roster in Wave 2, and so forth. This five-digit number is not changed or updated, regardless of moves.

The sampling unit serial number and address ID code uniquely identifies each household in any given wave. The sampling unit serial number can link all households in subsequent waves back to the original Wave 1 household.

Topcoding of Income Variables

To protect against the possibility that a user might recognize the identity of a SIPP respondent with very high income, income from every source is "topcoded" so



INDEX TO SIPP RECTANGULAR CORE FILE

This is an index to the data dictionary for the 1984 panel SIPP rectangular core files, Waves 2 to 9. Wave 1 has a slightly different layout, with corresponding items in the same sequence but not exactly the same locations--see Appendix C "Comparison of Item Locations on Wave 1 and Later Waves."

The five columns at the right present the beginning character location for the referenced data field or fields. Entries in the four righthand columns refer to data specific to particular months during the reference period. For example, data in the column headed "MO 1 LOCATION" refer to the first reference months (four months prior to the interview). Entries in the column headed "INTV LOCATION" refer to characteristics as of the interview date, e.g., the highest grade attended, or other items not differentiated by month during the reference period. Where the entry refers to more than one consecutive data field, the location is that of the first character of the first field.

The column headed "MNEMONIC" presents the same 8-character data names as are shown in the data dictionary, with two exceptions. Where there are separate entries for the four reference months, an asterisk (*) replaces the 1, 2, 3, or 4 that would appear in the actual mnemonic. (Where there is an entry in the "INTV LOCATION" column as well as the four months, the data item refers to the same characteristic as of the interview date, and would carry a 5 in place of the asterisk in the mnemonic.) Where a colon appears in the mnemonic, as in SC1660:78, the index entry applies to two or more consecutive fields, in this case starting with SC1660 and ending with SC1678.

This index may also be used as an index to the questionnaire document itself, reproduced in the Users' Guide text. Each item on the questionnaire carries a boxed 4-digit number next to the answer fields. This number appears as part of the mnemonic wherever the correspondence between the item on tape and the questionnaire item is direct. The 4-digit number is usually preceded by "SC", but when other characters appear they add meaning. For example, WS1-2012 corresponds to questionnaire item 2012 (on class of worker) and the "WS1" distinguishes the response for the first wage/salary job from a response for the second such job, which would begin with "WS2". Mnemonics without 4-digit numbers are associated with items from the control card or are the result of manipulating or "recoding" one or more items from the questionnaire.



INDEX TO SIPP RECTANGULAR CORE FILE

REFERENCE	MNEMONIC	INTV LOCA TION	MO 1 LOCA TION	MO 2 LOCA TION	MO 3 LOCA TION	MO 4 LOCA TION
Absence Without Pay, Imputation Flags	PP-IMP10:16	3158				
Absence Without Pay, Reason	SC1098	2745				
Absence Without Pay, Reason	SC1174	2783				
Absence Without Pay, Specific Weeks	SC1058:96	2725				
Absence Without Pay, Specific Weeks	SC1136:72	2764				
Access to Unit	H*-ACCESS		99	355	611	867
Access to Unit, Unedited	U*-ACCES		120	376	632	888
Address ID from CC of New Add. (Movers)	CC-ADENT	2176				
Address ID from CC of Previous Address	CC-ADLFT	2174				
Address ID of Household	H*-ADDID	1077	43	299	555	811
Address ID of Person at Entry, Edited	PP-ENTRY	2012				
Address ID of Person at Entry, Preedited	U-ENTRY	2155				
Address ID's, # in Sample Unit by Month	SUHCNT*	24	16	18	20	22
Address ID, Previous Wave	PW-ADDID	2067				
AFDC (\$)	I20AMT*		4054	4060	4066	4072
AFDC Coverage	AFDC*		2640	2641	2642	2643
AFDC Payment for Family (\$)	F*-AFDC		1193	1307	1421	1535
AFDC Payment for Household (\$)	H*-AFDC		245	501	757	1013
AFDC Payment for Subfamily (\$)	S*-AFDC		1649	1763	1877	1991
AFDC, Imputation Flags	I20IMP01:04		4109	4110	4111	4112
AFDC, Persons Covered (by #)	AFDC3034:54	4078				
AFDC, Reciprocity	RECIPSUM	2400				
AFDC, Reciprocity	SC1486	2961				
AFDC, Reciprocity	I20REC*		4050	4051	4052	4053
Age	AGE-*	2093	2085	2087	2089	2091
Age: Month of Birth, Preedited	U-BRTPMN	2178				
Age: Year of Birth, Preedited	U-BRTHYR	2180				
Aid to Families w/Dep. Children-See AFDC						
Alimony Payments (\$)	I29AMT*		4389	4394	4399	4404
Alimony Payments, Imputation Flags	I29IMP01:04		4409	4410	4411	4412
Alimony Payments, Reciprocity	RECIPSUM	2409				
Alimony Payments, Reciprocity	SC1416	2927				
Alimony Payments, Reciprocity	I29REC*		4385	4386	4387	4388
Alimony Payments, Reciprocity, Imp Flag	PP-IMP42	3190				
Ancestry - See Ethnicity						
Annuity Income, Reciprocity	SC1382	2911				
Annuity Income, Reciprocity as Widow(er)	SC1446	2940				
Annuity Income, Reciprocity, Imput. Flag	PP-IMP38	3186				
Armed Forces Status	IN-AF	2154				
Armed Forces Status of Spouse	SG1696	3132				
Armed Forces Status of Spouse, Imp Flag	PP-IMP83	3220				
Armed Forces Status, Unedited	U-AF	2203				
Asset Income, # Person in SU with	SU-TOTG2	36				
Asset Income, Imputation Flags	G2-IMP01:27	5321				
Asset Income-See Also Property Income						
Asset Ownership Summary	ASSETSUM	2456				
Asset Source Codes	ASTSOURC	2597				
Assets Owned Same as Previous Wave	SC1586:1620	3045				
Assets Owned Same as Previous, Imp.Flags	PP-IMP08:99	3235				
Assets Owned Same as Previous, Imp.Flags	PPIMP100:05	3237				



INDEX TO SIPP RECTANGULAR CORE FILE

REFERENCE	MNEMONIC	INTV LOCA TION	MO 1 LOCA TION	MO 2 LOCA TION	MO 3 LOCA TION	MO 4 LOCA TION
Assets Owned, New Since Last Wave	SC1622:54	3087				
Assets Owned, New Since 1st Wave, Imp. Flg	PPIMP106:07	3243				
Assets, Ownership of Various Types (New)	SC1626:54	3089				
Bonds, Money Market Funds in Own Name	O104YN-*		4955	4956	4957	4958
Bonds, Money Market Funds, Joint	J104YN-*		4935	4936	4937	4938
Bonds, Money Market Funds, Ownership	SC4400:06	5220				
Bonds, Municipal or Corporate, Own. (New)	SC1640	3095				
Bonds, Municipal or Corporate, Ownership	ASSETSUM	2462				
Bonds, Municipal or Corporate, Ownership	SC4404	5222				
Bonds, U.S. Savings, Ownership (New)	SC1644	3097				
Business--See Self-Employment						
Calendar Month	H*-MONTH		45	301	557	813
Calendar Month	F*-MONTH		1093	1207	1321	1435
Calendar Month	S*-MONTH		1549	1663	1777	1891
Calendar Month of Interview	H*1TM38B		139	395	651	907
Calendar Year	H*-YEAR		47	303	559	815
Calendar Year	F*-YEAR		1095	1209	1323	1437
Calendar Year	S*-YEAR		1551	1665	1779	1893
Cash Benefits, Receipt by HH Member(s)	H*-CASH		171	427	682	939
Casual Earnings--See Incidental Earnings						
Certificates of Deposit, Ownership	ASSETSUM	2458				
Certificates of Deposit, Ownership	SC4304	5203				
Certificates of Deposit, Ownership (New)	SC1630	3091				
Change in Composition--See also Movers						
Change to Family Compos., Month-to-Month	FCHANGE*		2225	2226	2227	2228
Change to HH Composition, Month-to-Month	HCHANGE*	2224	2220	2221	2222	2223
Change to Subfamily Comp, Month-to-Month	SCHANGE*		2229	2230	2231	2232
Charitable Group, Money from, (\$)	T50AMT*		4669	4674	4679	4684
Charitable Group, Money from, Imp. Flags	T50IMP01:04		4689	4690	4691	4692
Charitable Group, Money from, Reciprocity	RECIPSUM	2430				
Charitable Group, Money from, Reciprocity	T50REC*		4665	4666	4667	4668
Checking Accounts, Interest-Earning	SC4306	5204				
Checking Accounts, Interest-Earning(New)	SC1632	3092				
Child Support Payments (\$)	I28AMT*		4361	4366	4371	4376
Child Support Payments, Imputation Flag	PP-IMP44	3192				
Child Support Payments, Imputation Flags	I28IMP01:04		4381	4382	4383	4384
Child Support Payments, Reciprocity	RECIPSUM	2408				
Child Support Payments, Reciprocity	SC1420:22	2929				
Child Support Payments, Reciprocity	I28REC*		4357	4358	4359	4360
Child/Adult Status	POP-STAT	2117				
Child/Adult Status, Previous Wave	PW-POPST	2077				
Children 5-18 in Household	H*-4826		270	526	782	1036
Children--See also Own Children						
Class of Worker	SC1714	3147				
Class of Worker	WS1-2012	3280				
Class of Worker	WS2-2012	3365				
Class of Worker, Imputation Flag	WS1IMP03	3322				
Class of Worker, Imputation Flag	WS2IMP03	3407				
Class of Worker--See also Self-Employment						
Clerical Review Time in Minutes	IT10B	2680				



INDEX TO SIPP RECTANGULAR CORE FILE

REFERENCE	MEMORIC	INTV	MO 1	MO 2	MO 3	MO 4
		LOCA	LOCA	LOCA	LOCA	LOCA
		TION	TION	TION	TION	TION
College Term System	SC1680	3115				
College Term System, Imputation Flag	PP-IMP78	3215				
Company Pension--See Pension						
Coverage by Health Insurance	HIMNTH*		2575	2574	2575	2576
Coverage by Medicaid	GAIDGOV*		2548	2549	2550	2551
Coverage by Medicare	CAREGOV*		2543	2544	2545	2546
Coverage by WIC	WICGOV*		2552	2553	2554	2555
Coverage Questions for New Pers.in Samp.	SC0903:12	2687				
Coverage Recodes, AFDC	AFDC*		2640	2641	2642	2643
Coverage Recodes, Food Stamps	FOODSTP*		2644	2645	2646	2647
Coverage Recodes, Foster Care Payments	FOSTRID*		2652	2653	2654	2655
Coverage Recodes, General Assistance	GFNASST*		2648	2649	2650	2651
Coverage Recodes, Other Welfare Payments	OTHWELF*		2656	2657	2658	2659
Coverage Recodes, Railroad Retirement	RAILRD1		2664	2665	2666	2667
Coverage Recodes, Social Security	SOCSEC*		2660	2661	2662	2663
Coverage Recodes, Veterans Payments	VETS*		2636	2637	2638	2639
Date of Birth: Month	U-BRTHMN	2178				
Date of Birth: Year	U-BRTHYR	2180				
Day Job Ended	WS1-2022	3288				
Day Job Ended	WS2-2022	3373				
Day Job Started	WS1-2018	3284				
Day Job Started	WS2-2018	3369				
Day of Interview, Unedited	IT8DAY	2675				
Day Person Entered this Address	U-DAYENT	2298				
Day Person Left this Address	U-DAYLFI	2170				
Disability Income, Reciprocity	SC1386:88	2913				
Disability Income, Reciprocity, Imp Flag	PP-IMP39:40	3187				
Disability Income, Types Received	SC1390:1412	2915				
Disability Income, Types, Imput. Flag	PP-IMP41	3189				
Disability Insurance--See Insurance Inc						
Disability, VA Rating	SC1336	2887				
Disability, Work	SC1386	2913				
Disability, Work, Imputation Flag	PP-IMP39	3187				
Discouraged Worker	SC1048:54	2719				
Discouraged Worker	SC1222:28	2807				
Discouraged Worker, Imputation Flag	PP-IMP22:28	3170				
Dividends--See Stock Dividends						
Duration of Job	WS1-2016:22	3282				
Duration of Job	WS2-2016:22	3367				
Earnings after Expenses from Business(\$)	SE12260	3501				
Earnings after Expenses from Business(\$)	SE22260	3507				
Earnings after Expenses, Imputation Flag	SE1IMP11	3516				
Earnings after Expenses, Imputation Flag	SE2IMP11	3622				
Earnings by Month (Before Deductions)(\$)	WS1-2032:38		3313	3308	3303	3298
Earnings by Month (Before Deductions)(\$)	WS2-2032:38		3398	3393	3388	3383
Earnings by Month, Imputation Flag	WS1CAL01:04		3326	3327	3328	3329
Earnings by Month, Imputation Flag	WS2CAL01:04		3411	3412	3413	3414
Earnings from this Job (\$)	WS1-AMT*		3259	3264	3269	3274
Earnings from this Job (\$)	WS2-AMT*		3344	3349	3354	3359
Earnings from this Job, Receipt of	WS1-REC1*		3255	3256	3257	3258



INDEX TO SIPP RECTANGULAR CORE FILE

REFERENCE	KNEMONIC	JNTV LOCA TION	MO 1 LOCA TION	MO 2 LOCA TION	MO 3 LOCA TION	MO 4 LOCA TION
Earnings from this Job, Receipt of	WS2-RECI*		3340	3341	3342	3343
Earnings of Family (\$)	F*-EARN		1140	1254	1368	1482
Earnings of Household (\$)	H*-EARN		186	442	698	954
Earnings of Person, Total (\$)	PP-EARN*		2293	2301	2309	2317
Earnings of Subfamily (\$)	S*-EARN		1596	1710	1824	1938
Earnings: Gross of Business >\$1000	SE12214	3452				
Earnings: Gross of Business >\$1000	SE22214	3558				
Earnings: Gross of Business, Imput. Flag	SE1IMP04	3509				
Earnings: Gross of Business, Imput. Flag	SE2IMP04	3615				
Earnings: Other Inc from Bus., Imp Flag	SE1IMP08	3513				
Earnings: Other Inc from Bus., Imp Flag	SE2IMP08	3619				
Earnings: Other Income from Business	SE12234	3468				
Earnings: Other Income from Business	SE22234	3574				
Earnings: Salary from Bus., Imput. Flag	SE1IMP07	3512				
Earnings: Salary from Bus., Imput. Flag	SE2IMP07	3618				
Earnings: Salary from Business	SE12232	3467				
Earnings: Salary from Business	SE22232	3573				
Education, Attendance beyond HS Level	SC1658	3104				
Education, Attendance beyond HS, Imp Flag	PP-IMP75	3212				
Education, Finished Grade	GRD-CMPL	2151				
Education, Finished Grade, Unedited	U-COMPL	2200				
Education, Highest Grade Att., Unedited	U-HIGRDE	2198				
Education, Highest Grade Attended	HIGRADE	2149				
Educational Assistance	SC1660:78	3105				
Educational Assistance (\$)	SC1690	3124				
Educational Assistance (\$), Imput. Flag	PP-IMP81	3218				
Educational Assistance, Imputation Flag	PP-IMP82	3219				
Educational Assistance, Imputation Flags	PP-IMP76:77	3213				
Educational Assistance, Work-Study Prog.	SC1692	3130				
Employees, Number in Own Bus., Imp Flag	SE1IMP04	3509				
Employees, Number in Own Bus., Imp Flag	SE2IMP04	3615				
Employees, Number in Own Business	SE12218	3454				
Employees, Number in Own Business	SE22218	3560				
Employer Educational Assistance	SC1672	3111				
Employers, Number During 4-Month Period	SC1716	3148				
Employment Status Recode	ESR-*		2469	2470	2471	2472
Energy Assistance	H*-ENRGY		257	513	769	1025
Energy Assistance in Subs Hous, Imp Flag	H*-IMP06:10		284	540	796	1052
Energy Assistance in Subsidized Housing	H*-4816:24		260	516	772	1028
Entry Address ID, Edited	PP-ENTRY	2012				
Entry Address ID, Preedited	U-ENTRY	2155				
Entry Address ID, Previous	SC0064	2215				
Entry into New Address, Reason	U-REAENT	2164				
Entry Month for Person Who Moved In	U-MONENT	2168				
Estate or Trust Income (\$)	I37AMT*		4585	4590	4595	4600
Estate or Trust Income, Imputation Flags	I37IMP01:04		4605	4606	4607	4608
Estate or Trust Income, Reciprocity	RECIPSUM	2437				
Estate or Trust Income, Reciprocity	I37REC*		4581	4582	4583	4584
Estate or Trust, Payments for Widow	SC1448	2941				
Ethnicity	ETHNICTY	2152				



INDEX TO STPF RECTANGULAR CORE FILE

REFERENCE	MNEMONIC	INTV LOCA TION	MO 1 LOCA TION	MO 2 LOCA TION	MO 3 LOCA TION	MO 4 LOCA TION
Ethnicity, Unedited	U-ORIGIN	2196				
Exit Day for Person Who Left	U-DAYLFT	2170				
Exit from Household, Reason	U-REALFT	2162				
Exit Month for Person Who Left	U-MONLFT	2166				
Families, Number in Household	H*-FFCNT		51	307	563	819
Families/Pseudo-families, # in Samp.Unit	SU-TOTFF	28				
Family Composition Change, Month-to-Mo.	FCHANGE*		2225	2226	2227	2228
Family Food Stamps (\$)	F*-FDSTP		1199	1313	1427	1541
Family Income, AFDC (\$)	F*-AFDC		1193	1307	1421	1535
Family Income, Earnings (\$)	F*-EARN		1140	1254	1368	1482
Family Income, Federal SSI (\$)	F*-SSI		1175	1289	1403	1517
Family Income, Means-Tested Cash (\$)	F*-TRAN		1155	1269	1383	1497
Family Income, Other (\$)	F*-OTHER		1162	1276	1390	1504
Family Income, Property (\$)	F*-PROP		1147	1261	1375	1489
Family Income, Social Security (\$)	F*SOCSEC		1169	1283	1397	1511
Family Income, Total (\$)	F*TOTINC		1132	1246	1360	1474
Family Income, Unemployment (\$)	F*-UNEMP		1181	1295	1409	1523
Family Income, Veterans Payments (\$)	F*-VETS		1187	1301	1415	1529
Family Number (Sub & Secondary Families)	FAMNUM-*	2116	2112	2113	2114	2115
Family Records, # in Household	H*-NF		49	305	561	817
Family Sequence Number	F*-NUMBER		1091	1205	1319	1433
Family Size	F*NUMBER		1097	1211	1325	1439
Family Type: Primary or Unrelated	F*-TYPE		1109	1223	1337	1451
Family Type: Primary, Sub or Secondary	FAMTYP-*	2106	2102	2103	2104	2105
Family Type: Sex of Householder	F*-KIND		1110	1224	1338	1452
Family Type: Subfamily	S*-TYPE		1565	1679	1793	1907
FARM	U*FRMSLE		119	375	631	887
Federal Civ. Empl. Pension (Disability)	SG1400	2919				
Federal Civ. Empl. Pension--See Pension						
Federal Civil Service or Other for Widow	SG1436	2936				
Financial Investments, Other	SG4704	5299				
Food Stamp Coverage	FOODSTP*		2644	2645	2646	2647
Food Stamps (\$)	I27AMT*		4302	4307	4312	4317
Food Stamps Payment for Family (\$)	F*-FDSTP		1199	1313	1427	1541
Food Stamps Payment for Household (\$)	H*-FDSTP		251	507	763	1019
Food Stamps Payment for Subfamily (\$)	S*-FDSTP		1655	1769	1883	1997
Food Stamps, Authorization to Receive	SG1480	2956				
Food Stamps, Authorization, Imput. Flag	PP-IMP50	3198				
Food Stamps, Imputation Flags	I27IMP01:04		4353	4354	4355	4356
Food Stamps, Persons Covered (by #)	FS3100:20	4322				
Food Stamps, Reciprocity	RECIPSUM	2407				
Food Stamps, Reciprocity	I27REC*		4298	4299	4300	4301
Foster Child Care Payments (\$)	I23AMT*		4176	4181	4186	4191
Foster Child Care Payments Coverage	FOSTRID*		2652	2653	2654	2655
Foster Child Care Payments, Imput. Flags	I23IMP01:04		4227	4228	4229	4230
Foster Child Care Payments, Reciprocity	RECIPSUM	2403				
Foster Child Care Payments, Reciprocity	SG1492	2963				
Foster Child Care Payments, Reciprocity	I23REC*		4172	4173	4174	4175
Foster Child Care Pmts, Persons Cov by #	FCC3034:54	4196				
General Assistance (\$)	I21AMT*		4117	4122	4127	4132



INDEX TO SIPP RECTANGULAR CORE FILE

REFERENCE	MNEMONIC	INTV LOCA TION	MO 1 LOCA TION	MO 2 LOCA TION	MO 3 LOCA TION	MO 4 LOCA TION
General Assistance Income Coverage	GENASST*		2648	2649	2650	2651
General Assistance or Gen. Relief, Recip	SC1488	2962				
General Assistance, Imputation Flags	I21IMP01:04		4171	4172	4173	4174
General Assistance, Persons Covered by #	GA3034:54	4137				
General Assistance, Reciprocity	RECIPSUM	2401				
General Assistance, Reciprocity	I21REC*		4113	4114	4115	4116
Geographic Identification: Metro Subsamp	H*-METRO		94	350	606	862
Geographic Identification: MSA/CMSA Code	H*-MSA		95	351	607	863
Geographic Identification: State	H*-STATE		92	348	604	860
GI Bill Education Benefits (\$)	I40AMT*		4641	4646	4651	4655
GI Bill Education Benefits, Imput. Flags	I40IMP01:04		4661	4662	4663	4664
GI Bill Education Benefits, Reciprocity	RECIPSUM	2420				
GI Bill Education Benefits, Reciprocity	I40REC*		4637	4638	4639	4640
GI/VEAP Benefits	SC1662	3106				
Government Pensions--See Pension						
Government Securities	SC4402	5221				
Guardian Person Number, Preeditd	U-PNGD	2191				
Half Sample Code for Variance Estimation	H*-HSC		89	345	601	857
Health Insurance Coverage	HIIND	2572				
Health Insurance Coverage	HIMNTH*		2573	2574	2575	2576
Health Insurance Coverage	SC1536:52	2995				
Health Insurance Coverage, Imput. Flag	PP-IMP58:63	3206				
Health Insurance, Months Covered	SC1540:46		3001	3000	2999	2998
Health Insurance, Months, Imput. Flag	PP-IMP60	3208				
Health Insurance, Persons Covered by #	SC1556:86	3006				
Health Insurance, Type of Plan	SC1548:52	3002				
Health Insurance, Type of Plan, Imp Flag	PP-IMP61:63	3209				
Highest Grade Attended	HIGRADE	2149				
Highest Grade Attended, Unedited	U-HIGRDE	2198				
Hours Worked <35, # of Weeks	SC1234:36	2815				
Hours Worked <35, # of Weeks, Imp Flag	PP-IMP26:27	3174				
Hours Worked Per Week at Business, Usual	SE12212	3450				
Hours Worked Per Week at Business, Usual	SE22212	3556				
Hours Worked Per Week at W/S Job, Usual	WS1-2024	3290				
Hours Worked Per Week at W/S Job, Usual	WS2-2024	3375				
Hours Worked Per Week, Usual	SC1230:32	2812				
Hours Worked Per Week, Usual, Imp Flag	PP-IMP25	3173				
Household Compos. Change, Month-to-Month	HCHANGE*	2224	2220	2221	2222	2223
Household Composition Change	H*-0018:24		152	408	664	920
Household Composition Change--See Movers						
Household Food Stamp Payment (\$)	H*-FDSTP		251	507	763	1019
Household Income, AFDC (\$)	H*-AFDC		245	501	757	1013
Household Income, Cash Transfer (\$)	H*-TRAN		201	457	713	969
Household Income, Earnings (\$)	H*-EARN		186	442	698	954
Household Income, Noncash (\$)	H*NONCSH		215	471	727	983
Household Income, Other (\$)	H*-OTHER		208	464	720	976
Household Income, Property Income (\$)	H*-PROP		193	449	705	961
Household Income, Social Security (\$)	H*SOCSEC		221	477	733	989
Household Income, SSI (\$)	H*-SSI		227	483	739	995
Household Income, Total (\$)	H*TOTINC		178	434	690	946



INDEX TO SIPP RECTANGULAR CORE FILE

REFERENCE	MEMORIC	INTV LOCA TION	MO 1 LOCA TION	MO 2 LOCA TION	MO 3 LOCA TION	MO 4 LOCA TION
Household Income, Unemployment (\$)	H*-UNEMP		233	489	745	1001
Household Income, Veterans Payments (\$)	H*-VETS		239	495	751	1007
Household Membership Status	U-HMEM	2161				
Household Relationship-See Relationship						
Household Size	H*-NP	1200	60	316	572	828
Household Size, Previous (New Persons)	SC0906:08	2691				
Householder's Person Number	H*REEPER	1067	55	311	567	823
Households, # in Sample Unit by Month	SUHCNT*	24	16	18	20	22
Households, # in Sample Unit, Total	SU-TOTHH		26	314	602	890
Identification Number of Sample Unit	SU-ID	6				
Imputation Flags	PP-IMP01:99	3149				
Imputation Flags	PPIMP100:07	3237				
Imputation Flags	WS1IMP02:06	3320				
Imputation Flags	WS1CAL01:04	3326				
Imputation Flags	WS2IMP02:06	3405				
Imputation Flags	WS2CAL01:04	3411				
Imputation Flags	SE1IMP01:11	3506				
Imputation Flags	SE1CAL01:04	3517				
Imputation Flags	SE2IMP01:11	3612				
Imputation Flags	SE2CAL01:04	3623				
Imputation Flags	G2-IMP01:27	5321				
Incidental or Casual Earnings (\$)	I55AMT*		4809	4814	4819	4824
Incidental or Casual Earnings, Imp Flags	I55IMP01:04		4829	4830	4831	4832
Incidental or Casual Earnings, Recip.	RECIPSUM	2435				
Incidental or Casual Earnings, Recip.	I55REC*		4805	4806	4807	4808
Income from Life Insurance or Annuity	SC1382	2911				
Income from Life Insurance, Imput. Flag	PP-IMP38	3186				
Income Reciprocity Summary	RECIPSUM	2381				
Income Source Codes	INCSOURC	2577				
Income Source Codes (Not Elsewhere Gov)	SC1706:10	3137				
Income Types Received	RECIPSUM	2381				
Income Types Received	INCSOURC	2577				
Income Types Received Same as Prev. Wave	SC1251:82	2826				
Income Types Received, New: Imp. Flags	PP-IMP93:96	3230				
Income Types Received, Same: Imp. Flags	PP-IMP85:92	3222				
Income Types Received, New Since Lst. Wave	SC1284:1322	2839				
Income, 5 Types Combined (\$)	I75AMT*		4865	4871	4877	4883
Income, 5 Types Combined, Imputation Flg	I75IMP01:04		4889	4890	4891	4892
Income, 5 Types Combined, Reciprocity	RECIPSUM	2455				
Income, 5 Types Combined, Reciprocity	I75REC*		4861	4862	4863	4864
Income, Earnings Total (\$)	PP-EARN*		2265	2272	2279	2286
Income, Other Cash (\$)	I56AMT*		4837	4842	4847	4852
Income, Other Cash, Imputation Flags	I56IMP01:04		4857	4858	4859	4860
Income, Other Cash, Reciprocity	RECIPSUM	2436				
Income, Other Cash, Reciprocity	I56REC*		4833	4834	4835	4836
Income, Other Total (\$)	PPOTHER*		2353	2360	2367	2374
Income, Person's Total (\$)	PPTOTIN*		2233	2241	2249	2257
Income, Property Total (\$)	PP-PROP*		2293	2301	2309	2317
Income, Transfer Total (\$)	PP-TRAN*		2325	2332	2339	2346
Incorporation of Business	SE12220	3455				



INDEX TO STTP RECTANGULAR CORE FILE

REFERENCE	MNEMONIC	INTV LOCA TION	MO 1 LOCA TION	MO 2 LOCA TION	MO 3 LOCA TION	MO 4 LOCA TION
Incorporation of Business	SE22220	3561				
Incorporation of Business, Imput. Flag	SE1IMP05	3510				
Incorporation of Business, Imput. Flag	SE2IMP05	3616				
Industry	WS1-IND	3248				
Industry	WS2-IND	3333				
Industry	SELIND	3418				
Industry	SE2IND	3524				
Industry, Imputation Flag	WS1IMP02	3321				
Industry, Imputation Flag	WS2IMP02	3406				
Industry, Imputation Flag	SELIMP02	3507				
Industry, Imputation Flag	SE2IMP02	3613				
Insurance Income, New Since Last Wave	SC1304	2869				
Insurance Income, New Since Last Wave	SC1318	2875				
Insurance Income, Paid-Up Life (\$)	I36AMT*		4557	4562	4567	4572
Insurance Income, Paid-Up Life, for Wid.	SC1446	2940				
Insurance Income, Paid-Up Life, Imp Flag	PP-IMP38	3186				
Insurance Income, Paid-Up Life, Imp Flag	I36IMP01:04		4577	4578	4579	4580
Insurance Income, Paid-Up Life, Recip.	RECIPSUM	2416				
Insurance Income, Paid-Up Life, Recip.	SC1382	2911				
Insurance Income, Paid-Up Life, Recip.	I36REC*		4553	4554	4555	4556
Insurance Income, Priv Disabil, Imp Flag	I13IMP01:04		4046	4047	4048	4049
Insurance Income, Private Disability	RRCIPSUM	2393				
Insurance Income, Private Disability	SC1396	2917				
Insurance Income, Private Disability (\$)	I13AMT*		4026	4031	4036	4041
Insurance Income, Private Disability, Re	I13REC*		4022	4023	4024	4025
Interest from Bonds/Funds in Own Name(\$)	OINT104*		4959	4963	4967	4971
Interest from Bonds/Funds, Joint (\$)	JINT104*		4939	4943	4947	4951
Interest from Bonds/Funds, Joint, (\$) ⁴ Mo	SC4412	5226				
Interest from Bonds/Funds, Own (\$) ⁴ Mo.	SC4420	5233				
Interest from Bonds/Funds: Imp. Flags	G2-IMP05:08	5325				
Interest from Bonds/Funds: Imp. fr. Act. Bal	JCALC104	4975				
Interest from Bonds/Funds: Imp. fr. Act. Bal	OCALC104	4976				
Interest from Sav.: Imput. from Act. Bal.	JCALC100	4933				
Interest from Sav.: Imput. from Act. Bal.	OCALC100	4934				
Interest from Savings in Own Name (\$)	OINT100*		4917	4921	4925	4929
Interest from Savings in Own Name(\$) ⁴ Mo	SC4320	5214				
Interest from Savings, Imputation Flags	G2-IMP02:04	5322				
Interest from Savings, Joint (\$)	JINT100*		4897	4901	4905	4909
Interest from Savings, Joint (\$) - 4 Mo.	SC4312	5207				
Interest--See also Mortgage Interest						
Interest-Earning Assets, Other, Ownership	ASSETSUM	2463				
Interest-Earning Checking Accounts	SC4306	5204				
Interview Status: by Month	PP-MIS-*	2011	2007	2008	2009	2010
Interview Status: Coverage	H*-OQ10:24		148	404	660	916
Interview Status: Monthly	H*-MIS	1074	62	318	574	830
Interview Status: Number of Phone Calls	U*TOTPHN		143	399	653	911
Interview Status: Number of Visits	U*TOTVST		141	397	653	909
Interview Status: Person Number of Proxy	IT7B	2669				
Interview Status: Phone Interview	IT12	2686				
Interview Status: Previous Wave	H*-INT1		63	319	575	831



INDEX TO SIPP RECTANGULAR CORE FILE

REFERENCE	MNEMONIC	INTV LOCA TION	MO 1 LOCA TION	MO 2 LOCA TION	MO 3 LOCA TION	MO 4 LOCA TION
Interview Status: Reason for Noninterv.	H*ITM36B		132	388	644	900
Interview Status: Self or Proxy	IT7A	2668				
Interview Status: Self, Proxy or Refusal	PP-INTVW	2006				
Interview Status: Type 2	IT/G	2672				
Interview Time in Minutes	IT9B	2677				
Interviewer Code	H*-INTCD		115	371	627	883
Investments, Other, Ownership	ASSETSUM	2468				
Investments--Sec Assets						
JTPA/CETA Training Allowance	SC1674	3112				
Kitchen Facilities	H*-KTCHN		100	356	612	868
Kitchen Facilities, Unedited	U*-KTCHN		121	377	633	889
Legal Form of Organization	SE12220:22	3455				
Legal Form of Organization	SE22220:22	3561				
Legal Form of Organization, Imput. Flag	SE1IMP05:06	3510				
Legal Form of Organization, Imput. Flag	SE2IMP05:06	3616				
Life Insurance--See Insurance Income						
Loan, Student	SC1676:78	3113				
Local Government Pension--See Pension						
Looking for Work or Layoff	SC1302	2696				
Looking for Work or Layoff	SC1176	2784				
Looking for Work or Layoff, Imput. Flag	PP-IMP01:02	3149				
Looking for Work or Layoff, Imput. Flag	PP-IMP17:18	3165				
Looking for Work or Layoff, Spec. Weeks	SG1004:40	2697				
Looking for Work or Layoff, Spec. Weeks	SG1178:1214	2785				
Low Income Cutoff (Annual \$)	H*-POV\$		173	429	685	941
Low Income Cutoff (Annual \$)	F*-POV\$		1127	1241	1355	1469
Low Income Cutoff (Annual \$)	S*-POV\$		1583	1697	1811	1925
Lump Sum Payments (\$)	I52AMT*		4725	4730	4735	4740
Lump Sum Payments, Imputation Flags	I52IMP01:04		4745	4746	4747	4748
Lump Sum Payments, Reciprocity	RECIPSUM	2432				
Lump Sum Payments, Reciprocity	I52REC*		4721	4722	4723	4724
Marital History	SC1418	2928				
Marital History, Imputation Flag	PP-IMP43	3191				
Marital Status	MS-*	2101	2097	2098	2099	2100
Marital Status	SG1414	2926				
Marital Status, Preedited	U-MS	2187				
Marital Status, Previous Wave	PW-MS	2070				
Means-Tested Benefits, Receipt of	R*-MEANS		170	426	682	938
Means-Tested Cash Benefits, Receipt of	R*-CASH		171	427	683	939
Means-Tested Cash Transfer Inc of Fam(\$)	F*-TRAN		1155	1269	1383	1497
Means-Tested Cash Transfer Inc of HH (\$)	H*-TRAN		201	457	713	969
Means-Tested Cash Transfer Inc of Sub(\$)	S*-TRAN		1611	1725	1839	1953
Means-Tested Cash Transfer Income (\$)	PP-TRAN*		2325	2332	2339	2346
Means-Tested Noncash Benefits, Rec. of	H*NCASHB		172	428	684	940
Means-Tested Noncash Income (\$)	H*NONCASH		215	471	727	983
Medicaid	SC1502:36	2969				
Medicaid Coverage	MEDICAID	2547				
Medicaid Coverage	CAIDCOV*		2548	2549	2550	2551
Medicaid Coverage,	SC1504	2970				
Medicaid Coverage, Imputation Flags	PP-IMP97	3234				



INDEX TO SIPP RECTANGULAR CORE FILE

REFERENCE	MNEMONIC	INTV LOCA TION	MO 1 LOCA TION	MO 2 LOCA TION	MO 3 LOCA TION	MO 4 LOCA TION
Medicaid, Imputation Flag	PP-IMP53:57	3201				
Medicaid, Months Covered	SC1528:36		2994	2993	2992	2991
Medicaid, Months Covered, Imput. Flag	PP-IMP56:57	3204				
Medicaid, Person #'s of Covered Children	SC1510:20	2972				
Medicare Claim # (last 2 digits)	SC1466	2950				
Medicare Coverage	CARECOV*		2543	2544	2545	2546
Medicare Coverage Type	SC1468:72	2952				
Medicare Coverage, Imputation Flags	PP-IMP48:49	3196				
Metropolitan Statistical Area (Selected)	H*-MSA		95	351	607	862
Metropolitan Subsample	H*-METRO		94	350	606	862
Military Pension--See also Pension						
Military Retire. Pay, New Since Last Wave	SC1310	2872				
Military Retirement Pay	SC1370	2905				
Military Retirement Pay for Disability	SC1402	2920				
Military Retirement Pay for Widow	SC1438	2937				
Military Service, Previous--See Veteran						
Military Service--See Armed Forces Status						
Money Market Deposit Accounts, Own.(New)	SC1628	3090				
Money Market Deposit Accounts, Ownership	ASSETSUM	2457				
Money Market Deposit Accounts, Ownership	SC4302	5202				
Money Market Funds, Ownership	ASSETSUM	2460				
Money Market Funds, Ownership	SC4400	5220				
Money Market Funds, Ownership (New)	SC1636	3093				
Month Job Ended	WS1-2020	3286				
Month Job Ended	WS2-2020	3371				
Month Job Started	WS1-2016	3282				
Month Job Started	WS2-2016	3367				
Month of Birth, Preedited	U-BRTHMN	2178				
Month of Interview	H*ITM38B		139	395	651	907
Month of Interview, Unedited	ITSMTH	2673				
Month of Reference, Calendar	H*-MONTH		45	301	557	813
Month of Reference, Calendar	F*-MONTH		1093	1207	1321	1435
Month of Reference, Calendar	S*-MONTH		1549	1663	1777	1891
Month of Visit	U*ITK38B		139	395	651	907
Month Person Entered this Address	U-MONENT	2168				
Month Person Left this Address	U-MONLFI	2166				
Month-to-Month Change in Family Compos.	FCHANGE*		2225	2226	2227	2228
Month-to-Month Change in HH Composition	HCHANGE*	2224	2220	2221	2222	2223
Month-to-Month Change in Subfamily Comp.	SCHANGE*		2229	2230	2231	2232
Monthly Earnings Before Deductions (\$)	WS1-2032:38		3323	3308	3303	3298
Monthly Earnings Before Deductions (\$)	WS2-2032:38		3398	3393	3388	3383
Monthly Earnings, Imputation Flag	WS1CAL01:04		3326	3327	3328	3329
Monthly Earnings, Imputation Flag	WS2CAL01:04		3411	3412	3413	3414
Monthly Health Insurance Coverage	SC1540:46		3001	3000	2999	2998
Monthly Health Insurance, Imput. Flag	PP-IMP60	3208				
Monthly Income of Business (\$)	SE12238:44		3485	3480	3475	3470
Monthly Income of Business (\$)	SE22238:44		3591	3586	3581	3575
Monthly Income of Business (\$), Imp Flag	SE1CAL01:04		3517	3518	3519	3520
Monthly Income of Business (\$), Imp Flag	SE2CAL01:04		3623	3624	3625	3626
Monthly Medicaid Coverage	SC1528:36		2994	2993	2992	2991



INDEX TO STP7 RECTANGULAR CORE FILE

REFERENCE	MNEMONIC	INTV LOCA TION	MO 1 LOCA TION	MO 2 LOCA TION	MO 3 LOCA TION	MO 4 LOCA TION
Monthly Medicaid Coverage, Imput. Flag	PP-IMP56:57	3204				
Mortgage Interest Earned, Imput. Flag	G2-IMP24:26	5344				
Mortgage Interest Earned, Joint (\$)	JMAM130*		5137	5141	5145	5149
Mortgage Interest Earned, Joint (\$) 4 Mo	SC4712	5303				
Mortgage Interest Earned, Own (\$)	OMAM130*		5161	5165	5169	5173
Mortgage Interest Earned, Own (\$) 4 Mo.	SC4716	5309				
Mortgage Interest Received, Joint	JMORTYN*		5133	5134	5135	5136
Mortgage Interest Received, Own Name	OMORTYN*		5157	5158	5159	5160
Mortgage Interest, Imputation Flags	G2-LMP23:26	5343				
Mortgages	SC4700	5297				
Mortgages Held, In Own Name	OMTCNYN*		5153	5154	5155	5156
Mortgages Held, Joint	JMTCNYN*		5129	5130	5131	5132
Mortgages, Ownership	ASSETSUM	2466				
Mortgages, Ownership-New Since Last Wave	SC1642	3096				
Movers: Day Entered this Address	U-DAYENT	2298				
Movers: Day Left this Address	U-DAYLFT	2170				
Movers: Did All Household Members Move?	H*-0018		152	408	664	920
Movers: Month Entered this Address	U-MONENT	2168				
Movers: Month Left this Address	U-MONLFT	2166				
Movers: New Household Members	H*-0020		153	409	665	921
Movers: Reason for Joining New Household	U-REAENT	2164				
Movers: Reason for Leaving Household	U-REALFT	2162				
MSA/CMSA Code (Selected)	H*-MSA		95	351	607	863
Municipal or Corporate Bonds, Ownership	ASSETSUM	2462				
National Guard or Reserve Pay. (\$)	I54AMT*		4781	4786	4791	4796
National Guard or Reserve Pay, Imp Flags	I54IMP01:04		4801	4802	4803	4804
National Guard or Reserve Pay, Recip	I54REC*		4777	4778	4779	4780
National Guard or Reserve Pay, Recip.	RECIPSUM	2434				
Net Profit of Business (Over 4 Mo.) (\$)	SE12256	3495				
Net Profit of Business (Over 4 Mo.) (\$)	SE22256	3601				
Net Profit of Business, Imputation Flag	SE1IMP10	3515				
Net Profit of Business, Imputation Flag	SE2IMP10	3621				
New Persons in Sample: Imputation Flags	PP-IMP84	3221				
New Persons in Sample: Prev. HH Size	SC0906:08	2691				
New Persons in Sample: Prev. Residence	SC0902:12	2689				
New Persons in Sample: Prev. Relationship	SC0910:12	2693				
Noncash Benefits, Receipt of	H*NCASHB		172	428	684	940
Noncash Income of Household (\$)	H*NONCSH		215	471	727	983
NOW Accounts, Ownership	ASSETSUM	2459				
Occupation	WS1-0CC	3245				
Occupation	WS2-0CC	3330				
Occupation	SE10CC	3415				
Occupation	SE20CC	3521				
Occupation, Imputation Flag	WS1IMP01	3320				
Occupation, Imputation Flag	WS2IMP01	3405				
Occupation, Imputation Flag	SE1IMP01	3506				
Occupation, Imputation Flag	SE2IMP01	3612				
Own Children in Family, Number	F*OWNK1D		1111	1225	1339	1453
Own Children in Subfamily, Number	S*OWNK1D		1567	1681	1795	1909
Own Children Under 18 in Family, Number	F*OKLT18		1113	1227	1341	1455



INDEX TO SIPP RECTANGULAR CORE FILE

REFERENCE	MNEMONIC	INTV LOCA TION	MO 1 LOCA TION	MO 2 LOCA TION	MO 3 LOCA TION	MO 4 LOCA TION
Own Children Under 18 in Subfam., Number	S*OKLT18		1569	1683	1797	1911
Panel	H*-SAMPL		112	368	624	880
Parent Person Number	PNPT-*	2145	2133	2136	2139	2142
Parent Person Number, Previous Wave	PW-PNPT	2074				
Part Time Work	SC1234:38	2815				
Part Time Work, Imputation Flag	PP-IMP26:28	3174				
Partners in Business, Person Numbers	SE12224:30	3457				
Partners in Business, Person Numbers	SE22224:30	3563				
Paycheck Frequency	WS1-2030	3292				
Paycheck Frequency	WS2-2030	3377				
Paycheck Frequency, Imputation Flag	WS1IMP06	3320				
Paycheck Frequency, Imputation Flag	WS2IMP06	3405				
Pell Grant	SC1664	3107				
Pension (Disability)	SC1398:1410	2918				
Pension (Retirement)	SC1366:78	2903				
Pension (Retirement), Imputation Flag	PP-IMP37	3165				
Pension for Widow	SC1434:44	2935				
Pension for Widow, Imputation Flag	PP-IMP46	3194				
Pension from Company or Union (\$)	I30AMT*		4417	4422	4427	4432
Pension from Company or Union (Disabil.)	SC1398	2918				
Pension from Company or Union for Widow	SC1434	2935				
Pension from Company or Union, Imp flags	I30IMP01:04		4437	4438	4439	4440
Pension from Company or Union, Recip	RECIPSUM	2410				
Pension from Company or Union, Recip	I30REC*		4413	4414	4415	4416
Pension, Federal Civilian (\$)	I31AMT*		4445	4450	4455	4460
Pension, Federal Civilian, Imp Flags	I31IMP01:04		4465	4466	4467	4468
Pension, Federal Civilian, Reciprocity	RECIPSUM	2411				
Pension, Federal Civilian, Reciprocity	I31REC*		4441	4442	4443	4444
Pension, Local Government	SC1376	2907				
Pension, Local Government (\$)	I35AMT*		4529	4534	4539	4544
Pension, Local Government, (Disability)	SC1408	2922				
Pension, Local Government, for Widow	SC1444	2939				
Pension, Local Government, Imp Flags	I35IMP01:04		4549	4550	4551	4552
Pension, Local Government, Reciprocity	RECIPSUM	2415				
Pension, Local Government, Reciprocity	I35REC*		4525	4526	4527	4528
Pension, Military Retirement (\$)	I32AMT*		4473	4478	4483	4488
Pension, Military Retirement, Imp Flags	I32IMP01:04		4493	4494	4495	4496
Pension, Military Retirement, Recip.	RECIPSUM	2412				
Pension, Military Retirement, Reciprocity	I32REC*		4469	4470	4471	4472
Pension, New Since Last Wave	SC1306:16	2870				
Pension, State Government	SC1374	2906				
Pension, State Government (\$)	I34AMT*		4501	4506	4511	4516
Pension, State Government, (Disability)	SC1406	2921				
Pension, State Government, for Widow	SC1442	2938				
Pension, State Government, Imputation Fl	I34IMP01:04		4521	4522	4523	4524
Pension, State Government, Reciprocity	RECIPSUM	2414				
Pension, State Government, Reciprocity	I34REC*		4497	4498	4499	4500
Pensions or Annuities for Widow	SC1426:52	2932				
Pensions or Annuities for Widow, Imp Flg	PP-IMP45	3193				
Person # of Family Reference Person	F*REFPER		1227	1341	1455	1569



INDEX TO SIPP RECTANGULAR CORE FILE

REFERENCE	MNEMONIC	INTV LOCA TION	MO 1 LOCA TION	MO 2 LOCA TION	MO 3 LOCA TION	MO 4 LOCA TION
Person # of Guardian, Preadited	U-PNGD	7191				
Person # of Household Reference Person	H*REFPER	1067	55	311	567	823
Person # of Parent	PNPT-*	2145	2133	2136	2139	2142
Person # of Parent, Preadited	U-PEPT	2184				
Person # of Proxy	IT7B	2669				
Person # of Respondent	U*CCRSPP		145	401	657	913
Person # of Spouse	PNSP-*	2130	2118	2121	2124	2127
Person # of Spouse of Reference Person	F*SPOUSE		1104	1218	1332	1446
Person # of Spouse of Reference Person	S*SPOUSE		1560	1674	1788	1902
Person # of Spouse, Preadited	U-PNSP	2188				
Person # of Subfamily Reference Person	S*REFPER		1555	1669	1783	1897
Person # of this Person, Edited	PP-PNUM	2014				
Person # of this Person, Preadited	U-PNUM	2157				
Person # of this Person, Previous	SCU066	2217				
Person #'s: Business Partners in HH	SE12224:30	3457				
Person #'s: Business Partners in HH	SE22224:30	3563				
Person #'s: Covered by AFDC	AFDC3034:54	4078				
Person #'s: Covered by Food Stamps	FS3100:20	4322				
Person #'s: Covered by Foster Child Pmts	FGC3034:54	4196				
Person #'s: Covered by Gen. Assistance	GA3034:54	4137				
Person #'s: Covered by Health Insurance	SG1554:86	3005				
Person #'s: Covered by Medicaid(Children)	SG1510:20	2972				
Person #'s: Covered by Other Welfare	OW3034:54	4255				
Person #'s: Covered by Railroad Retire.	RR3086:98	3765				
Person #'s: Covered by Soc Sec(Children)	SS3086:98	3682				
Person #'s: Covered by Veterans Payments	VET3034:54	3929				
Persons in Family	F*NUMBER		1097	1211	1325	1439
Persons in Household	H*-NF	1200	60	316	572	828
Persons in Household (Noninterview)	H*-SIZE		110	366	622	878
Persons in Household (Noninterview)	U*-SIZE		136	392	648	904
Persons in Subfamily	S*NUMBER		1553	1667	1781	1895
Poverty Threshold (Annual \$)	H*-POV\$		173	429	685	941
Poverty Threshold (Annual \$)	F*-POV\$		1127	1241	1355	1469
Poverty Threshold (Annual \$)	S*-POV\$		1583	1697	1811	1925
Preinterview Time for Transcrip.-Minutes	ITL15	2683				
Previous Entry Address ID (Rare)	SC0064	2215				
Previous Person Number (Rare)	SC0066	2217				
Previous Rotation Group (Rare)	PREV-ROT	2214				
Previous Sample Unit ID (Rare)	PREV-ID	2205				
Previous Wave Address ID	PW-ADDID	2067				
Previous Wave Child/Adult Status	PW-POPST	2077				
Previous Wave Interview Status	H*-INT1		63	319	575	831
Previous Wave Interview Status	PW-INTVW	2079				
Previous Wave Marital Status	PW-KS	2070				
Previous Wave Person Number of Parent	PW-PNPT	2074				
Previous Wave Person Number of Spouse	PW-PNSP	2071				
Previous Wave Relation. to Ref. Person	PW-RRP	2069				
Previous Wave, Entry Since, Reason	U-REAENT	2164				
Previous Wave, Exit Since, Reason	U-REALFT	2162				
Previous Wave, in SIPP Universe	PW-ADDIT	2078				



INDEX TO SIPP RECTANGULAR CORE FILE

REFERENCE	MNEMONIC	INTV LOCA TION	MO 1 LOCA TION	MO 2 LOCA TION	MO 3 LOCA TION	MO 4 LOCA TION
Property Income of Family (\$)	F*-PROP		1147	1261	1375	1489
Property Income of Household (\$)	H*-PROP		193	449	705	961
Property Income of Subfamily (\$)	S*-PROP		1603	1717	1831	1945
Property Income, Total (\$)	PP-PROP*		2293	2301	2309	2317
Proxy Interview	PP-INTVW	2006				
Proxy, Unedited Person Number of PSU, Segment & Serial #s (Scrambled)	IT7B	2669				
Public Housing, Residence In	SU-ID	6				
Public Housing, Residence In, Unedited Race	H*-PUBHS		106	362	618	874
Race of Reference Person (Noninterview)	U*-PUBHS		127	383	635	895
Race, Preedited	RACE	2096				
Race of Reference Person (Noninterview)	H*-RACE		108	364	620	876
Race, Preedited	U*-RACE		134	390	646	902
Railroad Retirement (Disability)	U-RACE	2195				
Railroad Retirement (for Widow)	SC1390	2915				
Railroad Retirement (Retirement)	SC1428	2933				
Railroad Retirement Coverage	SC1364	2902				
Railroad Retirement for Child, Imp. Flag	RAILRD*		2664	2665	2666	2667
Railroad Retirement for Whom, Imp. Flag	I02IMP06:09		3789	3790	3791	3792
Railroad Retirement Imputation Flags	I02IMP05	3788				
Railroad Retirement Income (\$)	I02IMP07:04		3784	3785	3786	3787
Railroad Retirement Income for Child (\$)	I02AMT*		3714	3719	3724	3729
Railroad Retirement, New Since Last Wave	KDRPAMT*		3738	3742	3746	3750
Railroad Retirement, Recip. for Children	SC1298	2867				
Railroad Retirement, Recip. for Children	RR3068	3764				
Railroad Retirement, Recip. for Children	RECIPSUM	2382				
Railroad Retirement, Recip. for Children	I02REC*		3710	3711	3712	3713
Railroad Retirement, Recip. for Children	RR3006:12	3756				
Railroad Retirement, Recip. for Children	RRRECIND	3754				
Railroad Retirement, Type of Check	SS3064:65	3760				
Reason Could Not Take a Job	SC1042:44	2716				
Reason Could Not Take a Job	SC1218	2805				
Reason Could Not Take a Job, Imput. Flag	PP-IMP04	3152				
Reason Could Not Take a Job, Imput. Flag	PP-IMP20	3168				
Reason for Absence from Job	SC1098	2745				
Reason for Absence from Job	SC1174	2783				
Reason for Absence from Job, Imput. Flag	PP-IMP12	3160				
Reason for Absence from Job, Imput. Flag	PP-IMP16	3164				
Reason for Entering New Address	U-REANT	2164				
Reason for Getting Social Security	SC1346:48	2892				
Reason for Leaving Previous Wave Address	U-REALFT	2162				
Reason for Not Looking for Work	SC1054	2722				
Reason for Not Looking for Work	SC1228	2810				
Reason for Not Looking for Work, Imp Flg	PP-IMP08	3156				
Reason for Not Looking for Work, Imp Flg	PP-IMP24	3172				
Reason for Part-Time Work	SC1238	2818				
Reason for Part-Time Work, Imput. Flag	PP-IMP28	3176				
Receipt of Cash Benefits	H*-CASH		171	427	683	939
Receipt of Means-Tested Benefits	H*-MEANS		170	426	682	938
Receipt of Noncash Benefits	H*NGASHE		172	428	684	940
Record Sequence within Sample Unit	PP-RCSEQ	2003				



INDEX TO SIPP RECTANGULAR CORE FILE

REFERENCE	MEMORIC	INTV LOGA TION	MO 1 LOGA TION	MO 2 LOGA TION	MO 3 LOGA TION	MO 4 LOGA TION
Reduction Group Code	SU-RGC	40				
Reference Person, Person #	H*REFPER	1067	55	311	567	823
Relationship to Ref. Person, Prev. Wave	PW-RRP	2069				
Relationship to Reference Person	RRP.*	2084	2080	2081	2082	2083
Relationship to Reference Person, Preedit	U-RRP	2160				
Relationship to Sub/Secondary Fam. Ref.	FAMREFL.*	2111	2107	2108	2109	2110
Relationship, Previous (New Persons)	SG0910:12	2693				
Relatives or Friends, Money from (\$)	I51AMT*		4697	4702	4707	4712
Relatives or Friends, Money from, Imp Fl	I51IMP01:04		4717	4718	4719	4720
Relatives or Friends, Money from, Recip.	RECIPSUM	2431				
Relatives or Friends, Money from, Recip.	I51REC*		4693	4694	4695	4696
Rent-Government Assistance	H*-LORNT		107	363	619	875
Rent-Government Assistance, Unedited	U*-LORNT		129	385	641	897
Rental Income Received in Own Name	O120YN.*		5081	5082	5083	5084
Rental Income Received, Joint	J120YN.*		5057	5058	5059	5060
Rental Income Received, Joint with Other	OJ120YN*		5105	5106	5107	5108
Rental Income, Amt. Cleared with Other(\$)	OJRT120*		5109	5114	5119	5124
Rental Income, Amt. Cleared with Other(\$)	SC4620	5291				
Rental Income, Amt. Cleared, Joint (\$)	JRNT120*		5061	5066	5071	5076
Rental Income, Amt. Cleared, Joint(\$) ⁴ Mo	SC4606	5272				
Rental Income, Amt. Cleared, Own (\$) ⁴ Mo	SC4614	5284				
Rental Income, Amt. Cleared, Own Name(\$)	ORNT120*		5085	5090	5095	5100
Rental Income, Gross, Imputation Flags	G2-IMP16:22	5336				
Rental Income, Gross, in Own Name(\$) ⁴ Mo	SC4612	5279				
Rental Income, Gross, Joint (\$) ⁴ Mo.	SC4604	5267				
Rental Income, Imputation Flags	G2-IMP15:22	5335				
Rental Property, Ownership	ASSETSUM	2465				
Rental Property, Ownership (New)	SC1650	3100				
Retirement	SC1360	2900				
Retirement Income Types	SC1360:80	2900				
Retirement Income Types, Imputation Flag	PP-IMP35:37	3183				
Retirement, et al, Other Payments (\$)	I38AMT*		4613	4618	4623	4628
Retirement, et al, Other Payments, Recip	RECIPSUM	2418				
Retirement, et al, Other Payments, Recip	I38REC*		4609	4610	4611	4612
Retirement, et al, Other Pmts, Imp Flags	I38IMP01:04		4633	4634	4635	4636
Roomers or Boarders, Income from (\$)	I53AMT*		4753	4758	4763	4768
Roomers or Boarders, Income from, Imp Fl	I53IMP01:04		4773	4684	4775	4776
Roomers or Boarders, Income from, Recip	I53REC*		4749	4750	4751	4752
Roomers or Boarders, Income from, Recip.	RECIPSUM	2433				
Rotation Group	SU-ROT	15				
Rotation Group, Previous (Rare)	PREVROT	2214				
Royalties	SC4702	5298				
Royalties or Other Invest. Income(\$) ⁴ Mo	SC4720	5315				
Royalties or Other Investment Income	O4050YN*		5177	5178	5179	5180
Royalties or Other Investment Income (\$)	RAM4050*		5181	5186	5191	5196
Royalties or Other Investment, Imp Flag	G2-IMP21	5347				
Royalties, Ownership	ASSETSUM	2467				
Royalties, Ownership (New)	SC1652	3101				
Salary--See Earnings						
Sample Unit Identification No., Previous	PREV-ID	2205				



INDEX TO SIPP RECTANGULAR CORE FILE

REFERENCE	MNEMONIC	INTV LOCA TION	MO 1 LOCA TION	MO 2 LOCA TION	MO 3 LOCA TION	MO 4 LOCA TION
Sample Unit Identification Number	SU-ID	6				
Savings Accounts, in Own Name	O100YN-*	4913	4914	4915	4916	
Savings Accounts, Joint	J100YN-*	4893	4894	4895	4896	
Savings Accounts, Ownership	ASSEISUM	2456				
Savings Accounts, Ownership (New)	SG1626:30	3089				
Savings Accounts, Regular/Passbook	SG4300	5201				
Scholarship, Fellowship or Grant, ex.VA	SG1670	3112				
School Breakfast	H*-BREAK	259	515	771	1027	
School Breakfast	H*-4840:46	279	535	791	1047	
School Breakfast, Imputation Flag	H*-IMP17:20	295	551	807	1063	
School Lunches	H*-LUNCH	258	514	770	1026	
School Lunches	H*-4828:38	271	527	783	1039	
School Lunches, Imputation Flag	H*-IMP11:16	289	545	801	1057	
Secondary Family: Family Number	FAMNUM-*	2116	2112	2113	2114	2115
Secondary Family: Relationship	FAMREL-*	2111	2107	2108	2109	2110
Securities, U.S. Government, Own. (New)	SC1638	3094				
Securities, U.S. Government, Ownership	ASSETSUM	2461				
Segment Type	H*-SEG		114	370	626	882
Self Empl: Total Inc. for Bus. by Mo.(\$)	SE12238:44	3469				
Self Empl: Total Inc. for Bus. by Mo.(\$)	SE22238:44	3575				
Self Empl: Total Inc. for Bus., Imp Flag	SE1CAL01:04		3517	3518	3519	3520
Self Empl: Total Inc. for Bus., Imp Flag	SE2CAL01:04		3623	3624	3625	3626
Self-Employment Businesses, # in Samp.Un	SU-TOTSE	34				
Self-Employment Income (\$)	SE1AMT*	3429	3434	3439	3444	
Self-Employment Income (\$)	SE2AMT*	3535	3540	3545	3550	
Self-Employment Income, Reciprocity	SE1REG*	3425	3426	3427	3428	
Self-Employment Income, Reciprocity	SE2REG*	3531	3532	3533	3534	
Sequence Number of Sample Unit	SUSEQNUM	1				
Sex	SEX	2095				
Sex of Family Householder	F*-KTND	1110	1224	1338	1452	
Sex of Reference Person (Noninterview)	H*-SEX	109	365	621	877	
Sex of Reference Person (Noninterview)	U*-SEX	135	391	647	903	
Sex of Subfamily Householder	S*-KTND	1566	1680	1794	1908	
Sex, Preedited	U-SEX	2194				
Sick Pay (\$)	I12AMT*	3998	4003	4008	4013	
Sick Pay, Imputation Flags	I12IMPO1:04	4018	4019	4020	4021	
Sick Pay, Reciprocity	RECIPSUM	2392				
Sick Pay, Reciprocity	I12REC*	3994	3995	3996	3997	
Size of Family	F*NUMBER	1097	1211	1325	1439	
Size of Household	H*-NF	1200	60	316	572	828
Size of Household (Noninterview)	H*-SIZE		110	366	622	878
Size of Household (Noninterview)	U*-SIZE		136	392	648	904
Size of Subfamily	S*NUMBER		1553	1667	1781	1895
Social Security Coverage	SOCSEC*	2660	2661	2662	2663	
Social Security Income (\$)	I01AMT*	3631	3636	3641	3646	
Social Security Income for Ch, Imp. Flag	I01IMPO6:09	3706	3707	3708	3709	
Social Security Income for Children (\$)	KDSSAMT*	3655	3659	3663	3667	
Social Security Income of Family (\$)	F*SOCSEC	1169	1283	1397	1511	
Social Security Income of Household (\$)	H*SOCSEC	221	477	733	989	
Social Security Income of Subfamily (\$)	S*SOCSEC	1625	1739	1853	1967	



INDEX TO SIPP RECTANGULAR CORE FILE

REFERENCE	KNEMONTIC	INTV	MO 1	MO 2	MO 3	MO 4
		LOCA TION	LOCA TION	LOCA TION	LOCA TION	LOCA TION
Social Security Payments, Imput. Flag	PP-IMP32	3180				
Social Security Payments, Reason	SC1346:48	2892				
Social Security Payments, Receipt	SC1342	2890				
Social Security Pmts for Child, Imp Flg	PP-IMP33	3161				
Social Security Pmts for Children, Recip	SC1352	2897				
Social Security Pmts, New Since Last Wave	SC1286	2860				
Social Security Recip for Whom, Imp Flag	IQ1IMP05	3705				
Social Security Reciprocity	RECIPSUM	2381				
Social Security Reciprocity	IQ1REC*		3627	3628	3629	3630
Social Security Reciprocity for Children	SS3068	3681				
Social Security Reciprocity for Children	KIDSSYN*		3734	3735	3736	3737
Social Security Reciprocity for Whom	SS3006:12	3673				
Social Security Reciprocity Type	SSRECIND	3671				
Social Security, Imputation Flag	IQ1IMP01:04		3701	3702	3703	3704
Social Security, Type of Check	SS3064:66	3677				
Spouse Person Number	PNSP-*	2130	2118	2121	2124	2127
Spouse Person Number, Preedited	U-PNSP	2188				
Spouse Person Number, Previous Wave	PW-PNSP	2071				
SSI (\$)	IQ3AMI*		3797	3802	3807	3812
SSI Imputation Flags	IQ3IMP01:04		3817	3818	3819	3820
SSI Income of Family (\$)	F*-SSI	1175	1289	1403	1517	
SSI Income of Household (\$)	H*-SSI		227	483	739	995
SSI Income of Subfamily (\$)	S*-SSI	1631	1745	1859	1973	
SSI, Reciprocity	RECIPSUM	2383				
SSI, Reciprocity	SC1354	2898				
SSI, Reciprocity	IQ3REC*		3793	3794	3795	3796
SSI, Reciprocity, Imputation Flag	PP-IMP34	3182				
SSI, Reciprocity, New Since Last Wave	SC1288	2861				
State Government Pension--See Pension						
State of Residence	H*-STATE		92	348	604	860
State of Sample Unit at Inception	SU-STATE	38				
State Unemployment Comp--See Unemp Comp						
Stock Dividend Checks	SC4500	5239				
Stock Dividend Checks in Own Name	O110RYN*		4997	4998	4999	5000
Stock Dividend Checks, Imputation Flags	G2-IMP09:11	5329				
Stock Dividend Checks, Joint	J110RYN*		4977	4978	4979	4980
Stock Dividends Received in Own Name (\$)	ODIR110*		5001	5005	5009	5013
Stock Dividends Received, Imput. Flag	G2-IMP10	5330				
Stock Dividends Received, Joint	SC4504	5241				
Stock Dividends Received, Joint (\$)	JDIR110*		4981	4985	4989	4993
Stock Dividends Received, Own (\$) 4 Mo.	SC4508	5247				
Stock Dividends Reinvested	SC4512	5253				
Stock Dividends Reinvested, Imput. Flag	G2-IMP12:14	5332				
Stock Dividends Reinvested, Joint	J110CYN*		5017	5018	5019	5020
Stock Dividends Reinvested, Joint (\$)	JDIC110*		5021	5025	5029	5033
Stock Dividends Reinvested, Joint(\$) ⁴ Mo	SC4516	5255				
Stock Dividends Reinvested, Own (\$) ⁴ Mo	SC4518	5260				
Stock Dividends Reinvested, Own Name	O110CYN*		5037	5038	5039	5040
Stock Dividends Reinvested, Own Name(\$)	ODIC110*		5041	5045	5049	5053
Stocks or Mutual Funds, Ownership	ASSETSUM	2464				



INDEX TO SIPP RECTANGULAR CORE FILE

REFERENCE	MNEMONIC	INTV LOGA TION	MO 1 LOGA TION	MO 2 LOGA TION	MO 3 LOGA TION	MO 4 LOGA TION
Stocks or Mutual Funds, Ownership (New)	SC1648	3099				
Stratum Code for Variance Estimation	H*-STRAT		90	346	602	858
Student Aid	SC1660:78	3105				
Student Aid, Amount Per Term	SC1684:92	3122				
Student Aid, Amount Per Term, Imp Flag	PF-IMP80:82	3217				
Student Aid, Imputation Flag	PF-IMP76:77	3213				
Student Loan, Guaranteed	SC1676	3113				
Student Loan, National Direct	SC1678	3114				
Subfamilies, Number in Household	H*-SSCNT		53	309	565	821
Subfamily Compos. Change, Month-to-Month	SCHANGE*		2229	2230	2231	2232
Subfamily Food Stamps (\$)	S*-FDSTP		1655	1769	1883	1997
Subfamily Income, AFDC (\$)	S*-AFDC		1649	1763	1877	1991
Subfamily Income, Earnings (\$)	S*-EARN		1596	1710	1824	1938
Subfamily Income, Federal SSI (\$)	S*-SSI		1631	1745	1859	1973
Subfamily Income, Means-Tested Cash (\$)	S*-TRAN		1611	1725	1839	1953
Subfamily Income, Other (\$)	S*-OTHER		1618	1732	1846	1960
Subfamily Income, Property (\$)	S*-PROP		1603	1717	1831	1945
Subfamily Income, Social Security (\$)	S*SOCSEC		1625	1739	1853	1967
Subfamily Income, Total (\$)	S*TOTINC		1588	1702	1816	1930
Subfamily Income, Unemployment (\$)	S*-UNEMP		1637	1751	1865	1979
Subfamily Income, Veterans Payments (\$)	S*-VETS		1643	1757	1871	1985
Subfamily Membership	FAMTYP-*	2106	2102	2103	2104	2105
Subfamily Reference Person, Person #	S*KEPPER		1555	1669	1783	1897
Subfamily Relationship	FAMREL-*	2111	2107	2108	2109	2110
Subfamily Sequence Number	S*-NUMBR		1547	1661	1775	1889
Subfamily Size	S*NUMPER		1553	1667	1781	1895
Subfamily Type: Sex of Householder	S*-KIND		1566	1680	1794	1908
Subfamily: Family Number	FAMNUM-*	2116	2112	2113	2114	2115
Subsidized Housing	H*-LORNT		107	363	619	875
Supplemental Educ. Opportunity Grant	SC1666	3108				
Supplemental Security Income--See SSI						
Tenure	H*-TENUR		105	361	617	873
Tenure, Unedited	U*-TENUR		126	382	638	894
Transfer Income of Family (\$)	F*-TRAN		1155	1269	1383	1497
Transfer Income of Household (\$)	H*-TRAN		201	457	713	969
Transfer Income of Subfamily (\$)	S*-TRAN		1611	1725	1839	1953
Transfer Income, Means-tested Total (\$)	PP-TRAN*		2325	2332	2339	2346
Tuition and Fees (\$)	SC1682	3116				
Tuition and Fees (\$), Imputation Flag	PP-IMP79	3216				
Type of Housing Unit	H*-LVQTR	1075	101	357	613	869
U.S. Government Securities, Ownership	ASSETSUM	2461				
Unemployment Benefits, Supplemental	SC1242	2821				
Unemployment Benefits, Supplemental (\$)	IO6AMT*		3853	3858	3863	3868
Unemployment Benefits, Supplemental Rec	RECIPSUM	2386				
Unemployment Benefits, Supplemental, Imp	IO6IMP01:04		3873	3874	3875	3876
Unemployment Benefits, Supplemental, Rec	IO6REC*		3849	3850	3851	3852
Unemployment Compensation, Other (\$)	IO7AMT*		3881	3886	3891	3896
Unemployment Compensation, Other, Imp Fl	IO7IMP01:04		3901	3902	3903	3904
Unemployment Compensation, Other, Recip	RECIPSUM	2387				
Unemployment Compensation, Other, Recip.	IO7REC*		3877	3878	3879	3880



INDEX TO SIPP RECTANGULAR CORE FILE

REFERENCE	MNEMONIC	INTV LOCA TION	MO 1 LOCA TION	MO 2 LOCA TION	MO 3 LOCA TION	MO 4 LOCA TION
Unemployment Compensation, State	SC1240	2820				
Unemployment Compensation, State (\$)	I05AMT*		3825	3830	3835	3840
Unemployment Compensation, State Imp Flg	I05IMP01:04		3845	3846	3847	3848
Unemployment Compensation, State, Recip	RECIPSUM	2385				
Unemployment Compensation, State, Recip.	I05REC*		3821	3822	3823	3824
Unemployment Compensation, State, Imp Flg	PP-IMP29	3177				
Unemployment Income of Family (\$)	F*-UNEMP		1181	1295	1409	1525
Unemployment Income of Household (\$)	H*-UNEMP		233	489	745	1001
Unemployment Income of Subfamily (\$)	S*-UNEMP		1637	1751	1865	1979
Union Pension--See Pension						
Unit Type	H*-LVQTR	1075	101	357	613	869
Unit Type, Unedited	U*-LVQTR		122	378	634	890
Units in Structure	H*-UNIIS		103	359	615	871
Units in Structure, Unedited	U*-UNIIS		124	380	636	892
VA Educational Assistance Prog., Other	SC1668	3111				
VA Income Questionnaire	VET3060	3955				
Variance Estimation: Half Sample Code	H*-HSC		89	345	601	857
Variance Estimation: Stratum Code	H*-STRAT		90	346	602	858
Version Number of File	VERSION	5348				
Veteran Payments Coverage	VETS*		2636	2637	2638	2639
Veteran Status	VETSTAT	2148				
Veteran Status	SC1330	2882				
Veteran Status, Unedited	U-VET	2201				
Veteran: Length of Service	SC1332	2883				
Veteran: Period of Service	U-SRVDT	2202				
Veteran: Service Connected Disability	SC1334	2885				
Veteran: VA Disability Rating	SC1336	2887				
Veterans Comp. or Pension for Widow	SC1430	2934				
Veterans Comp., New Since Last Wave	SC1290	2862				
Veterans Compensation or Pension	SC1338	2888				
Veterans Compensation or Pension (\$)	I08AMT*		3909	3914	3919	3924
Veterans Compensation or Pension, Imp Fl	I08IMP01:04		3957	3958	3959	3960
Veterans Compensation or Pension, Recip	RECIPSUM	2388				
Veterans Compensation or Pension, Recip	I08REG*		3905	3906	3907	3908
Veterans Compensation or Pension, Imp Flg	PP-IMP31	3179				
Veterans Educational Benefits	SC1662:68	3106				
Veterans Payments for Family (\$)	F*-VETS		1187	1301	1415	1529
Veterans Payments for Subfamily (\$)	S*-VETS		1643	1757	1871	1985
Veterans Payments to Household (\$)	H*-VETS		239	495	751	1007
Veterans: Death of Husband from Service	SC1456	2946				
Veterans: Death of Husband, Imput. Flag	PP-IMP47	3195				
Wage or Salary Jobs, # in Sample Unit	SU-TOTWS	32				
Wage Rate (\$)	WS1-2028	3293				
Wage Rate (\$)	WS2-2028	3378				
Wage Rate, Imputation Flag	WS1IMP05	3324				
Wage Rate, Imputation Flag	WS2IMP05	3409				
Want for Job When Not Looking	SC0150	2720				
Want for Job When Not Looking	SC1224	2808				
Want for Job When Not Looking, Imp Flag	PP-IMP22	3170				
Wave	C*TTM38A		138	394	650	906



INDEX TO SIPP RECTANGULAR CORE FILE

REFERENCE	MEMORNIC	INTV LOCA TION	MO 1 LOCA TION	MO 2 LOCA TION	MO 3 LOCA TION	MO 4 LOCA TION
Wave	PP-WAVE	2005				
Wave in Which HH Came into Existence	U*CCWAVE		118	374	620	886
Wave Number	H*ITN36A		131	387	643	899
Weeks Absent Without Pay, Imput. Flag	PP-IMP10:11	3158				
Weeks Absent Without Pay, Imput. Flag	PP-IMP14:15	3162				
Weeks Absent Without Pay, Specific Weeks	SC1058:96	2725				
Weeks Absent Without Pay, Specific Weeks	SC1136:72	2764				
Weeks Employed During Month	WS1-WKS*		3251	3252	3253	3254
Weeks Employed During Month	WS2-WKS*		3336	3337	3338	3339
Weeks in Month, Total	WKSPER*		2473	2474	2475	2476
Weeks Looking for Work During Mo., # of	WKSLOK*		2521	2522	2523	2524
Weeks Looking for Work, Specific Week	WEEKSLK	2525				
Weeks Looking or on Layoff, Imput. Flag	PP-IMP02	3150				
Weeks Looking or on Layoff, Imput. Flag	PP-IMP19	3167				
Weeks Looking or on Layoff, Specific Wk.	SC1004:40	2697				
Weeks Looking or on Layoff, Specific Wk.	SC1216	2804				
Weeks With a Job, Imputation Flags	PP-IMP13	3161				
Weeks With a Job, Specific Week	WKWJOB	2481				
Weeks With a Job, Specific Weeks	SC1100:34	2746				
Weeks With Business	SE1WKS*		3421	3422	3423	3424
Weeks With Business	SE2WKS*		3527	3528	3529	3530
Weeks With Job During Month, Number of	WKSJOB*		2477	2478	2479	2480
Weeks Without Pay During Month, # of	WKSWOP*		2499	2500	2501	2502
Weeks Without Pay, Specific Week	WEEKSAB	2503				
Weight of Family	F*-WGT		1115	1229	1343	1457
Weight of Household, Base	H*-BW		65	321	577	833
Weight of Household, Final	H*-WGT	1207	77	333	589	845
Weight of Person	FNLWGT-*	2057	2017	2027	2037	2047
Weight of Subfamily	S*-WGT		1571	1685	1799	1913
Welfare Payments, Other, Coverage	OTHWELF*		2656	2657	2658	2659
Welfare, Other (\$)	I24AMT*		4235	4240	4245	4250
Welfare, Other, Imputation Flags	I24IMP01:04		4286	4287	4288	4289
Welfare, Other, Parsons Covered (by #)	OW3034:54	4255				
Welfare, Other, Reciprocity	RECIPSUM	2404				
Welfare, Other, Reciprocity	I24REC*		4231	4232	4233	4234
Welfare, Type of	SC1484:98	2960				
Welfare, Type of, Imputation Flags	PP-IMP51:52	3199				
WIC Coverage	WICCOV*		2552	2553	2554	2555
WIC Voucher Value	WICVAL*		2556	2560	2564	2568
WIC, Imputation Flags	I25IMP01:04	4294				
WIC, Reciprocity	RECIPSUM	2405				
WIC, Reciprocity	SC1494	2964				
WIC, Reciprocity	WIC3138:44		4290	4291	4292	4293
Widow's Pension	SC1426:52	2932				
Widow's Pension, Imputation Flag	PP-IMP45	3193				
Women, Infants & Childrens Prog--See WIC						
Work Anytime During 4 Months	SC1000	2695				
Work Each Week of Reference Per., Imp Flg	PP-IMP09	3157				
Work Each Week of Reference Period	SC1056	2724				
Work-Study Program	SC1692	3130				



INDEX TO SIPP RECTANGULAR CORE FILE

REFERENCE	MNEMONIC	INTV LOCA TION	MO 1 LOCA TION	MO 2 LOCA TION	MO 3 LOCA TION	MO 4 LOCA TION
Work-Study Program, Imputation Flag	PP-IMP82	3219				
Worker's Compensation	SC1394	2916				
Worker's Compensation (\$)	I10CMT*		3970	3975	3980	3985
Worker's Compensation, Imputation Flags	I10TMP01:04		3990	3991	3992	3993
Worker's Compensation, Recip, Imp Flag	PP-IMP30	3178				
Worker's Compensation, Recipiency	REGIPSUM	2390				
Worker's Compensation, Recipiency	SC1746	2823				
Worker's Compensation, Recipiency	I10REC*		3966	3967	3968	3969
Worker's Compensation, New Since Lst. Wave	SC1302	2868				
Year of Birth, Preedited	U-BRTHYR	2180				
Year, Calendar	H*-YEAR		47	303	559	815
Year, Calendar	F*-YEAR		1095	1209	1323	1437
Year, Calendar	S*-YEAR		1551	1665	1779	1893
Years of School Completed-See Education.						



HOW TO USE THE DATA DICTIONARY

The Data Dictionary describes the contents and record layout of the public-use computer tape file. The first line of each data item description gives the data name, size of the data field, and the begin position of the field. The term TABLE may follow if the data item contains data dimensioned in an array (i.e.- 6 cells of 3-characters each; 18 total characters for the field).

The next few lines contain descriptive text and any applicable notes. Categorical value codes and labels are given where needed. Comment notes marked by an (*) are provided throughout. Comments should be removed from the machine-readable version of the data dictionary before using it to help access the data file.

DATA. 8 characters--alphabetic, numeric, and the special character (-). No other special characters are used. It may be a mnemonic such as "HI-STATE" or "SE-UCC", or a sequential identifier such as "SC3138" or "WS-IMP01." Data item names are unique throughout the entire file.

SIZE. 9 characters--numeric. The size of a data item is given in characters. Indication of implied decimal places is provided in notes.

BEGIN. 9 characters--numeric. Contains the location in the data record of the first character position of the data item field.

The first line of the data item description begins with the character "D" (left-justified, two characters). The "D" flag indicates lines in the data dictionary containing the name and location (size and begin) position of each data item. This information (in machine-readable form) can be used to help access the data file. The line beginning with the character "U" describes the universe for that item. Lines containing categorical value codes and labels follow the universe description and begin with the character "V". The special character (.) denotes the start of the value labels. Two examples of data item descriptions follow:

```

D WSI-2030      1      3297
    During the 4-month period how often
    was...paid on the job ?
U Persons 15 years old and older
V 0 .Not in universe
  1 .Once a week
  2 .Once each 2 weeks
  3 .Once a month
  4 .Twice a month
  5 .Some other way

D WEEKSLK      18      2525 TABLE
    Was this person looking for work
    or on layoff during this week of the
    reference period. There are 18 answer
    fields, one for each week of the
    reference period.
U Persons 15 years old or old
V 0 .Not applicable
  1 .Yes
  2 .No

```





SAMPLE UNIT

DATA	SIZE	BEGIN
D SUSEQNUM	5	1
Sequence number of sample unit Primary sort key. Range = 1,32000.		
U All sample units		
D SU-ID	9	6
Sample unit identifier Unique scrambled combination of the psu, segment, and serial numbers of the original sample address. Used to match sample units from different waves.		
U All sample units		
D SU-ROT	1	15
Rotation group. Range = 1,4.		
U All sample units		
D SU-HCNT1	2	16
Number of households in sample for month 1 of the reference period. Range = 1,30		
U All sample units		
D SU-HCNT2	2	18
Number of households in sample for month 2 of the reference period. Range = 1,30		
U All sample units		
D SU-HCNT3	2	20
Number of households in sample for month 3 of the reference period. Range = 1,30		
U All sample units		
D SU-HCNT4	2	22
Number of households in sample for month 4 of the reference period. Range = 1,30		
U All sample units		
D SU-HCNT5	2	24
Number of households in sample as of the interview date. Range = 1,30		
U All sample units		
D SU-TOTHH	2	26
Total number of households		



SAMPLE UNIT

DATA	SIZE	BEGIN
------	------	-------

(address ID's) in the sample unit.
Range = 1,30.

U All sample units

D SU-TOTFF	2	28
------------	---	----

Total number of families and pseudo families in the sample unit. A pseudo family is an individual who is not related to anyone else in the household in which he lives. It may be a person who lives alone. Family information for a pseudo family is shown in the family sections of the person record. Range = 0,60.

U All sample units

D SU-TOTPP	2	30
------------	---	----

Total number of person records for this sample unit. Range = 0,60.

U All sample units

D SU-TOTWS	2	32
------------	---	----

Total number of wage or salaried businesses reported for members of the sample unit. Each person in the sample unit may report up to two wage or salaried businesses. Range = 0,30.

U All sample units

D SU-TOTSE	2	34
------------	---	----

Total number of self-employment businesses reported for members of the sample unit. Each person in the same unit may report up to two self-employment businesses. Range = 0,20.

U All sample units

D SU-TOTG2	2	36
------------	---	----

Total number of persons in the sample unit who receive some sort of income as the result of ownership of some asset(s). Range = 0,30.

U All sample units

D SU-STATE	2	38
------------	---	----

FIPS State code for the sample unit



SAMPLE UNIT

DATA	SIZE	BEGIN
U		All sample units
V		01. Alabama
		04. Arizona
		05. Arkansas
		06. California
		08. Colorado
		09. Connecticut
		10. Delaware
		11. District of Columbia
		12. Florida
		13. Georgia
		15. Hawaii
		17. Illinois
		18. Indiana
		19. Iowa
		20. Kansas
		21. Kentucky
		22. Louisiana
		23. Maine
		24. Maryland
		25. Massachusetts
		26. Michigan
		27. Minnesota
		29. Missouri
		31. Nebraska
		34. New Jersey
		36. New York
		37. North Carolina
		39. Ohio
		40. Oklahoma
		41. Oregon
		42. Pennsylvania
		44. Rhode Island
		45. South Carolina
		47. Tennessee
		48. Texas
		51. Virginia
		53. Washington
		55. Wisconsin
		90. Idaho, New Mexico, South Dakota, Wyoming
		91. Mississippi, West Virginia
D	3	40
		Reduction group code established to make it possible to easily reduce sample size if necessary, from master segment tape.
		Range = 0,101
U		All sample units
V		000 .Not applicable for coverage improvement frame



HOUSEHOLD

DATA	SIZE	BEGIN
D H1-ADDID	2	43
Current address ID. - This field differentiates households within the same psu, segment, and serial; that is, households which originate out of an original sample household		
U All households		
D H1-MONTH	2	45
Month for which this household is defined.		
Range = 1,12		
U All households		
D H1-YEAR	2	47
Year for which this household is defined.		
Range = 83,86		
U All households		
D H1-NF	2	49
Number of families and pseudo families in this household in month 1 of the reference period.		
Range = 0,30		
U All households		
D H1-FFCNT	2	51
Count of number of family groups (excluding related subfamilies) in this household in month 1 of the reference period.		
Range = 0,30		
U All households		
D H1-SSCNT	2	53
Count of number of related subfamily groups in this household in month 1 of the reference period.		
Range = 0,30		
U All households		
D H1-REPPER	5	56
Entry address ID and person number of the household reference person in month 1 of the reference period		
U All households		
D H1-NP	2	60
Number of persons in household in		



HOUSEHOLD

DATA	SIZE	BEGIN
month 1 of the reference period Range = 0,30		
U All households		
D H1-MIS	1	62
Monthly household interview status		
U All households		
V 1 .Interview		
2 .Noninterview		
3 .Not in sample		
D H1-INT1	2	63
Wave 1 household interview status		
U All households		
V 00 .Not a wave 1 household		
01 .Interviewed		
02 .No one home		
03 .Temporarily absent		
04 .Refused		
05 .Unable to locate		
06 .Other		
09 .Vacant		
10 .Occupied by persons with LRE		
11 .Unfit or to be demolished		
12 .Under construction; not ready		
13 .Converted to temporary business or storage		
14 .Unoccupied tent or trailer site		
15 .Permit granted; construction not started		
16 .Other type B		
17 .Demolished		
18 .House or trailer moved		
19 .Converted to permanent business or storage		
20 .Merged		
21 .Condemned		
22 .Other		
D H1-FILL1	12	65
Zero Filler		
D H1-WGT	10	77
Household weight—month 1. Four implied decimal places. Range = 0.0000,100000.0000		
U All households		
D H1-FILL2	2	87
Zero Filler		



HOUSEHOLD

	DATA	SIZE	BEGIN	
D	H1-HSC	1	89	Half sample code for variance estimation
U	All households			
D	H1-STRAT	2	90	Stratum code for variance estimation
U	All households			
D	H1-STATE	2	92	FIPS State code for the household
U	All households			
V	01			.Alabama
	04			.Arizona
	05			.Arkansas
	06			.California
	08			.Colorado
	09			.Connecticut
	10			.Delaware
	11			.District of Columbia
	12			.Florida
	13			.Georgia
	15			.Hawaii
	17			.Illinois
	18			.Indiana
	19			.Iowa
	20			.Kansas
	21			.Kentucky
	22			.Louisiana
	23			.Maine
	24			.Maryland
	25			.Massachusetts
	26			.Michigan
	27			.Minnesota
	29			.Missouri
	30			.Montana
	31			.Nebraska
	32			.Nevada
	33			.New Hampshire
	34			.New Jersey
	36			.New York
	37			.North Carolina
	38			.North Dakota
	39			.Ohio
	40			.Oklahoma
	41			.Oregon
	42			.Pennsylvania
	44			.Rhode Island
	45			.South Carolina



HOUSEHOLD

DATA	SIZE	BEGIN
47	.Tennessee	
48	.Texas	
49	.Utah	
50	.Vermont	
51	.Virginia	
53	.Washington	
55	.Wisconsin	
90	.Idaho, New Mexico, South Dakota, Wyoming	
91	.Mississippi, West Virginia	
D H1-METRO	1	94
	Metropolitan subsample	
U All households		
V 1	.In metropolitan subsample	
2	.Not in metropolitan subsample (may be metro or nonmetro)	
D H1-MSA	4	95
	Identifiable MSA/CMSA codes as defined in 1983	
U All households		
V 0000	.Not in metropolitan subsample or not in an identifiable MSA	
0160	.Albany-Schenectady-Troy, NY	
0640	.Austin, TX	
0840	.Beaumont-Port Arthur, TX	
1000	.Birmingham, AL	
1122	.Boston-Lawrence-Salem, MA-NH CMSA (part in MA only)	
1282	.Buffalo-Niagara Falls, NY CMSA	
1602	.Chicago-Gary-Lake County (IL), IL-IN-WI CMSA (parts in IL and IN only)	
1642	.Cincinnati-Hamilton, OH-KY-IN CMSA (parts in OH and KY only)	
1692	.Cleveland-Akron-Lorain, OH CMSA	
1840	.Columbus, OH	
1922	.Dallas-Fort Worth, TX CMSA	
2000	.Dayton-Springfield, OH	
2082	.Denver-Boulder, CO CMSA	
2162	.Detroit-Ann Arbor, MI CMSA	
2400	.Eugene-Springfield, OR	
2840	.Fresno, CA	
3120	.Greensboro-Winston-Salem-High Point, NC	
3240	.Harrisburg-Lebanon-Carlisle, PA	
3282	.Hartford-New Britain-Middletown, CT CMSA	
3320	.Honolulu, HI	



HOUSEHOLD

DATA	SIZE	BEGIN
3362	.Houston-Galveston-Brazoria, TX	CMSA
3480	.Indianapolis, IN	
3762	.Kansas City, MO-Kansas City, KS	CMSA (part in MO only)
4000	.Lancaster, PA	
4472	.Los Angeles-Anaheim-Riverside, CA	CMSA
4720	.Madison, WI	
4920	.Memphis, TN-AR-MS	(part in TN only)
4992	.Miami-Fort Lauderdale, FL	CMSA
5082	.Milwaukee-Racine, WI	CMSA
5160	.Mobile, AL	
5360	.Nashville, TN	
5480	.New Haven-Meriden, CT	
5560	.New Orleans, LA	
5602	.New York-Northern NJ-Long Island, NY-NJ-CT	CMSA
5880	.Oklahoma City, OK	
5920	.Omaha, NE-IA	(part in NE only)
5960	.Orlando, FL	
6162	.Philadelphia-Wilmington-Trenton, PA-NJ-DE-MD	CMSA (parts in PA, NJ, and DE only)
6200	.Phoenix, AZ	
6282	.Pittsburgh-Beaver Valley, PA	CMSA
6442	.Portland-Vancouver, OR-WA	CMSA (part in OR only)
6840	.Rochester, NY	
6920	.Sacramento, CA	
7042	.St. Louis-E. St. Louis-Alton, MO-IL	CMSA (part in MO only)
7080	.Salem, OR	
7240	.San Antonio, TX	
7320	.San Diego, CA	
7362	.San Francisco-Oakland-San Jose, CA	CMSA
7560	.Scranton-Wilkes-Barre, PA	
8000	.Springfield, MA	
8280	.Tampa-St. Petersburg-Clearwater, FL	
8400	.Toledo, OH	
8520	.Tucson, AZ	
8560	.Tulsa, OK	
8840	.Washington, DC-MD-VA	
8960	.West Palm Beach-Boca Raton-Delray Beach, FL	
9240	.Worcester, MA	
9280	.York, PA	
9320	.Youngstown-Warren, OH	



HOUSEHOLD

DATA	SIZE	BEGIN
* * Edited control card fields *		* * *
D H1-ACCES	1	99
Control card item 138 - access to the unit		
U All households		
V 0 .Not applicable		
1 .Direct - skip to housunit		
2 .Through another unit		
D H1-KTCHN	1	100
Control card item 13C - kitchen facilities		
U All households		
V 0 .Not applicable		
1 .For this unit only		
2 .Also used by another household		
3 .None		
D H1-LVQTR	2	101
Control card items 13D and 13E - housing/other unit		
U All households		
V 00 .Not applicable		
01 .House, apartment, flat		
02 .Hu in nontransient hotel, motel etc.		
03 .Hu; permanent in transient hotel, motel, etc.		
04 .Hu in rooming house		
05 .Mobile home or trailer with no permanent room added		
06 .Mobile home or trailer with one or more permanent rooms added		
07 .Hu not specified above		
08 .Quarters not hu in rooming or boarding house		
09 .Unit not permanent in transient hotel, motel, etc.		
10 .Unoccupied tent or trailer site		
11 .Other unit not specified above		
D H1-UNITS	2	103
Control card item 14 - number of units in structure, both occupied and vacant		
U All households		
V 00 .Not applicable		
V 01 .Only 'other' units		



HOUSEHOLD

DATA	SIZE	BEGIN
------	------	-------

02	.Mobile home or trailer	
----	-------------------------	--

03	.One, detached	
----	----------------	--

04	.One, attached	
----	----------------	--

05	.Two	
----	------	--

06	.3-4	
----	------	--

07	.5-9	
----	------	--

08	.10-19	
----	--------	--

09	.20-49	
----	--------	--

10	.50 or more	
----	-------------	--

D H1-TENUR	1	105
------------	---	-----

Control card item 15 - are the living quarters

U All households

V 1 .Owned or being bought by someone
in the household

2 .Rented for cash

3 .Occupied without payment of cash rent

D H1-PUBHS	1	106
------------	---	-----

Control card item 16A - is the residence
in a public housing project; that is,
is it owned by a local housing authority

U All households

V 0 .Not applicable

1 .Yes

2 .No

D H1-LORNT	1	107
------------	---	-----

Control card item 16B - are you paying
lower rent because the Federal, State,
or local government is paying part of
the cost

U All households

V 0 .Not applicable

1 .Yes

2 .No

D H1-RACE	1	108
-----------	---	-----

Control card item 37A - race of
reference person - only answered when
household is type A noninterview

U Type A noninterview households

V 0 .Not applicable

1 .White

2 .Black

3 .American Indian, Eskimo or Aleut

4 .Asian or Pacific Islander



HOUSEHOLD

DATA	SIZE	BEGIN
D H1-SEX	1	109
Control card item 378 - sex of reference person - only applicable for type A noninterview households		
U Type A noninterview households		
V 0 .Not applicable		
1 .Male		
2 .Female		
D H1-SIZE	2	110
Control card item 37C - size of household - only applicable for type A noninterview households. Range = 0,30		
U Type A noninterview households		
V 00 .Not applicable		
*		
* Preedited control card section *		
*		
D H1-SAMPL	2	112
Sample code - indicates panel year		
U All households		
D H1-SEG	1	114
Segment type - item 4 on the control card		
U All households		
V 1 .Address		
2 .Unit		
3 .Permit		
4 .Area		
5 .Special place		
D H1-INTCD	3	115
Interviewer code, an alphabetic followed by two numerics		
U All households		
D U1CCWAVE	1	118
Wave for which the control card was first prepared (should be the wave in which household came into existence)		
U All households		
D U1FRMSLE	1	119
Control card item 12B - during the past 12 months did sales of crops, livestock, and other farm products from the place amount to \$1000 or		



HOUSEHOLD

DATA	SIZE	BEGIN
more		
U All households		
V 0 .Not answered		
1 .Yes		
2 .No		
3 .Not applicable		
D U1-ACCES	1	120
Control card item 13B - access to the unit		
U All households		
V 0 .Not applicable		
1 .Direct - skip to housunit		
2 .Through another unit		
D U1-KTCHN	1	121
Control card item 13C - kitchen facilities		
U All households		
V 0 .Not applicable		
1 .For this unit only		
2 .Also used by another household		
3 .None		
D U1-LVQTR	2	122
Control card items 13D and 13E housing/other unit		
U All households		
V -9 .Not answered		
00 .Not answered (types B and C)		
01 .House, apartment, flat		
02 .Hu in nontransient hotel, motel etc.		
03 .Hu, permanent in transient hotel, motel, etc.		
04 .Hu in rooming house		
05 .Mobile home or trailer with no permanent room added		
06 .Mobile home or trailer with one or more permanent rooms added		
07 .Hu not specified above		
08 .Quarters not hu in rooming or boarding house		
09 .Unit not permanent in transient hotel, motel, etc.		
10.Unoccupied tent or trailer site		
11.Other unit not specified above		
D U1-UNITS	2	124
Control card item 14 - number of units		



HOUSEHOLD

DATA SIZE BEGIN

in structure, both occupied and vacant

U All households

V -9 .Not answered

00 .Not answered (types B and C)

01 .Only 'other' units

02 .Mobile home or trailer

03 .One, detached

04 .One, attached

05 .Two

06 .3-4

07 .5-9

08 .10-19

09 .20-49

10 .50 or more

D U1-TENUR 1 126

Control card item 15 - are the living quarters

U All households

V 0 .Not answered (types B and C)

1 .Owned or being bought by someone in the household

2 .Rented for cash

3 .Occupied without payment of cash rent

9 .Not answered

D U1-PUBHS 2 127

Control card item 16A - is the residence in a public housing project; that is, is it owned by a local housing authority

U All households

V -1 .Dk

00 .Not applicable

01 .Yes

02 .No

D U1-LORNT 2 129

Control card item 16B - are you paying lower rent because the Federal, State, or local government is paying part of the cost

U All households

V -1 .Dk

00 .Not applicable

01 .Yes

02 .No

D H11TM36A 1 131

Control card Item 36A - wave number



HOUSEHOLD

DATA	SIZE	BEGIN
------	------	-------

associated with the interview status

U All households

D H1ITM368 2 132

Control card item 36B - interview
status code

U All households

V 01 .Interviewed

02 .No one home

03 .Temporarily absent

04 .Refused

05 .Unable to locate

06 .Other

23 .Entire household out-of-scope

24 .Moved, address unknown

25 .Moved within country beyond limit

26 .All sample persons relisted on new
control card(s)

D U1-RACE 1 134

Control card item 37A - race of
reference person - only answered when
household is type A noninterview

U Type A noninterview households

V 0 .Not applicable

1 .White

2 .Black

3 .American Indian, Eskimo or Aleut

4 .Asian or Pacific Islander

9 .Not answered

D U1-SEX 1 135

Control card item 37B - sex of reference
person - only applicable for type A
noninterview households

U Type A noninterview households

V 0 .Not applicable

1 .Male

2 .Female

9 .Not answered

D U1-SIZE 2 136

Control card item 37C - size of
household - only applicable for type A
noninterview households. Range = -9,30.

U Type A noninterview households

V -9 .Not answered

00 .Not applicable



HOUSEHOLD

DATA	SIZE	BEGIN
D U1ITM38A	1	138
Control card item 38A - wave of visit Range = 0:9.		
U All households		
D U1ITM38B	2	139
Control card item 38B - month of visit Range = 0:12.		
U All households		
D U1TOTVST	2	141
Control card item 38D - total number of personal visits		
U All households		
V -9 .Not answered		
V 00 .Not applicable		
D U1TOTPHN	2	143
Control card item 38F - total number of telephone calls		
U All households		
V 00 .Not applicable		
D U1CORSP	3	145
Control card item 38G - control card respondents person number		
U All households		
V 000 .Not applicable		
D H1-0010	1	148
Control card source code 10 - during listing did interviewer miss any babies or small children - first interview only		
U All households		
V 0 .Not answered		
1 .Yes		
2 .No		
D H1-0012	1	149
Control card source code 12 - during listing did interviewer miss any lodgers, boarders or persons employed at the residence - first interview		
U All households		
V 0 .Not answered		
1 .Yes		
2 .No		



HOUSEHOLD

DATA	SIZE	BEGIN
D H1-0014	1	150
Control card source code 14 - during listing did interviewer miss anyone who usually lives here but is away now traveling, at school, or in a hospital - first interview		
U All households		
V 0 .Not answered		
1 .Yes		
2 .No		
D H1-0016	1	151
Control card source code 16 - during listing did interviewer miss anyone else staying at residence - first interview		
U All households		
V 0 .Not answered		
1 .Yes		
2 .No		
D H1-0018	1	152
Control card source code 18 - to be answered during first interview at movers new address - are all persons listed on control card now living at this address		
U Mover households		
V 0 .Not applicable		
1 .Yes		
2 .No		
D H1-0020	1	153
Control card source code 20 - to be answered during first interview at movers new address - is anyone else living or staying here now		
U Mover households		
V 0 .Not applicable		
1 .Yes		
2 .No		
D H1-0022	8	154
Control card source codes 22, 26, 30, 34, 38, 42, 46 and 50 - are all persons listed as household members during the previous wave interview still living or staying here. There are 8 answer		



HOUSEHOLD

DATA	SIZE	BEGIN
		fields (1 character each) for waves 2 through 9.
U		All households
V	0	.Not applicable
	1	.Yes
	2	.No
D	H1-0024	8 162
		Control card source codes 24, 28, 32, 36, 40, 44, 48 and 52 - is anyone not listed during previous wave interview currently living or staying here. There are 8 answer fields (1 character each) for waves 2 through 9.
U		All households
V	0	.Not applicable
	1	.Yes
	2	.No
*		*
*	Receipt of Program Benefits	*
*		*
D	H1-MEANS	1 170
		Receipt of benefits from a means-tested program
U		All households
V	0	.Not in universe or no persons in household for this month
	1	.One or more persons in household received benefits from a means-tested program
	2	.No person in household received benefits from a means-tested program
D	H1-CASH	1 171
		Receipt of cash benefits
U		All households
V	0	.Not in universe or no persons in household for this month
	1	.One or more persons in household received cash benefits from a means-tested program
	2	.No person in household received cash benefits from a means-tested program
D	H1NCASHB	1 172
		Receipt of noncash benefits
U		All households
V	0	.Not in universe or no persons



50

HOUSEHOLD

DATA	SIZE	BEGIN
		in household for this month
1		.One or more persons in household received food stamps
2		.One or more persons in household received noncash benefits from a program other than food stamps; no person received food stamps
3		.No person in household received noncash benefits
*		*
*	Household Low Income Cutoff	*
*		*
D H1-POVS	5	173
		Low income cutoff for this household. This is an annual income amount adjusted to the current month. Range = 0,30000.
U All households		
*		*
*	Household Income Aggregates	*
*	These aggregates were derived from	*
*	income figures that may have been	*
*	previously topcoded. For a further	*
*	discussion on topcoding, see the	*
*	text section "Topcoding of Income	*
*	Variables."	*
*		*
D H1TOTINC	8	178
		Total household income for month 1 of the reference period. In dollars. Range = -1500000,1500000.
U All households		
D H1-EARN	7	186
		Total household earned income for month 1 of the reference period. In dollars. Range = 0,1500000.
U All households		
D H1-PROP	8	193
		Total household property income for month 1 of the reference period. In dollars. Range = -1500000,1500000.
U All households		
D H1-TRAN	7	201
		Total household means-tested cash



HOUSEHOLD

DATA	SIZE	BEGIN
------	------	-------

transfers for month 1 of the reference period. In dollars. Range = 0,1500000.

U All households

D H1-OTHER	7	208
------------	---	-----

Total 'other' household income for month 1 of the reference period. In dollars. Range = 0,1500000.

U All households

D H1NONCSH	6	215
------------	---	-----

Noncash household income for month 1 of the reference period. In dollars. Includes dollar values for food stamps, WIC and energy assistance. Range = 0,150000.

U All households

D H1SOCSEC	6	221
------------	---	-----

Total household social security income for month 1 of the reference period. In dollars. Range = 0,999999.

U All households

D H1-SSI	6	227
----------	---	-----

Total household supplemental security income for month 1 of the reference period. In dollars. Range = 0,999999.

U All households

D H1-UNEMP	6	233
------------	---	-----

Total household unemployment compensation for month 1 of the reference period. In dollars. Range = 0,999999.

U All households

D H1-VETS	6	239
-----------	---	-----

Total household veterans payment income for month 1 of the reference period. In dollars. Range = 0,999999.

U All households

D H1-AFDC	6	245
-----------	---	-----

Total household AFDC income for month 1 of the reference period. In dollars. Range = 0,999999.

U All households



HOUSEHOLD

DATA	SIZE	BEGIN	
D H1-FDSTP	6	251	
			Total household food stamps received for month 1 of the reference period. In dollars. Range = 0,999999.
U All households			
*			*
* Recoded program questions			*
*			*
D H1-ENRGY	1	257	
			What type of energy assistance was received
U Households receiving government energy assistance			
V 0 .Not applicable			
1 .Checks sent to household			
2 .Coupons or vouchers sent to household			
3 .Payments sent elsewhere			
4 .Checks and coupons or vouchers sent to household			
5 .Checks sent to household and payments sent elsewhere			
6 .Coupons or voucher sent to household and payments sent elsewhere			
7 .All three types of assistance			
D H1-LUNCH	1	258	
			Are the lunches free or reduced-price
U Households with 1 or more children age 5 to 18			
V 0 .Not applicable			
1 .Free			
2 .Reduced-price			
3 .Both			
D H1-BREAK	1	259	
			Are the breakfasts free or reduced-price
U Households with 1 or more children age 5 to 18			
V 0 .Not applicable			
1 .Free			
2 .Reduced-price			
3 .Both			
*			*
* Program questions			*
*			*



DATA	SIZE	BEGIN
D H1-4816	1	260
Has this household received energy assistance from the government in the past 4 months		
U All households		
V 0 .Not in universe		
1 .Yes		
2 .No - skip to H1-4826		
*		*
* The next 3 fields (H1-4818 through		*
* H1-4822) are possible answers to		*
* the question'		*
*		*
* Was this assistance received in the		*
* form of checks, coupons or vouchers		*
* sent to this household or were the		*
* payments sent directly to a utility		*
* company, fuel dealer, or landlord		*
*		*
D H1-4818	1	261
Checks sent to household		
U Households receiving government energy assistance		
V 0 .Not marked as a place where payments were sent or not in universe based on response to H1-4816.		
1 .Marked as a place where payments were sent		
D H1-4820	1	262
Coupons or vouchers sent to household		
U Households receiving government energy assistance		
V 0 .Not marked as a place where payments were sent or not in universe based on response to H1-4816.		
1 .Marked as a place where payments were sent		
D H1-4822	1	263
Payments sent directly to utility company, fuel dealer, or landlord		
U Households receiving government energy assistance		
V 0 .Not marked as a place where payments were sent or not in universe based on response to H1-4816.		
1 .Marked as a place where payments were sent		



HOUSEHOLD

DATA	SIZE	BEGIN
D H1-4824	6	264
What was the total amount of the energy assistance received by this household during the past 4 months. Range = 0,999999.		
U Households receiving government energy assistance		
V 0 .Not in universe		
D H1-4826	1	270
Check item P2		
Are there any children 5 to 18 years old who live in the household		
U All households		
V 0 .Not in universe		
1 .Yes		
2 .No		
D H1-4828	1	271
Do any of the children in this household usually eat a complete hot lunch offered at school		
U Households with 1 or more children age 5 to 18		
V 0 .Not in universe		
1 .Yes		
2 .No		
D H1-4830	2	272
How many children		
Total children = 1,20.		
U Households with 1 or more children age 5 to 18		
V 00 .Not in universe		
D H1-4832	1	274
Do any of the children receive free or reduced-price lunches this school year because they qualified for the Federal school lunch program		
U Households with 1 or more children age 5 to 18		
V 0 .Not in universe		
1 .Yes		
2 .No- skip to H1-4840		
D H1-4834	2	275
How many children		



HOUSEHOLD

DATA SIZE BEGIN

Total children = 1,20.

U Households with 1 or more
children age 5 to 18

V 00 .Not in universe

```

*
*   The next 2 fields (H1-4836 through   *
*   H1-4838) are possible answers to the *
*   question:                             *
*
*   Are the lunches free or are they     *
*   reduced-price                          *
*
*

```

D H1-4836 1 277

Free lunch

U Households with 1 or more
children age 5 to 18 receiving
free lunches

V 0 .Not marked as a free lunch or not
in universe based on response to
H1-4832

1 .Marked as a free lunch

D H1-4838 1 278

Reduced-price lunch

U Households with 1 or more
children age 5 to 18 receiving
reduced-price lunches

V 0 .Not marked as a reduced-price
lunch or not in universe based on
response to H1-4832

1 .Marked as a reduced-price
lunch

D H1-4840 1 277

Do any of the children receive free
or reduced-price school breakfasts
this school year

U Households with 1 or more
children age 5 to 18

V 0 .Not in universe

1 .Yes

2 .No

D H1-4842 2 280

How many children

Total children = 1,20.

U Households with 1 or more
children age 5 to 18



HOUSEHOLD

DATA	SIZE	BEGIN
V 00 .Not in universe		
* The next 2 fields (H1-4844 through		*
* H1-4846) are possible answers to the		*
* question:		*
* Are the breakfasts free or are they		*
* reduced-price		*
*		*
D H1-4844	1	282
Free breakfast		
U Households with 1 or more		
children age 5 to 18 receiving		
free breakfasts		
V 0 .Not marked as a free breakfast or		
not in universe based on response		
to H1-4840		
1 .Marked as a free breakfast		
D H1-4846	1	283
Reduced-price breakfast		
U Households with 1 or more		
children age 5 to 18 receiving		
reduced-price breakfasts		
V 0 .Not marked as a reduced-price		
breakfast or not in universe based on		
response to H1-4840		
1 .Marked as a reduced-price		
breakfast		
* Program questions imputation flags		*
*		*
D H1-IMP06	1	284
Program questions imputation flag 6		
Imputation of H1-4816		
V 0 .Not imputed		
1 .Imputed		
D H1-IMP07	1	285
Program questions imputation flag 7		
Imputation of H1-4818		
V 0 .Not imputed		
1 .Imputed		
D H1-IMP08	1	286
Program questions imputation flag 8		



DATA	SIZE	BEGIN
Imputation of H1-4820		
V 0		.Not imputed
1		.Imputed
D H1-IMP09	1	287
Program questions imputation flag 9		
Imputation of H1-4822		
V 0		.Not imputed
1		.Imputed
D H1-IMP10	1	288
Program questions imputation flag 10		
Imputation of H1-4824		
V 0		.Not imputed
1		.Imputed
D H1-IMP11	1	289
Program questions imputation flag 11		
Imputation of H1-4828		
V 0		.Not imputed
1		.Imputed
D H1-IMP12	1	290
Program questions imputation flag 12		
Imputation of H1-4830		
V 0		.Not imputed
1		.Imputed
D H1-IMP13	1	291
Program questions imputation flag 13		
Imputation of H1-4832		
V 0		.Not imputed
1		.Imputed
D H1-IMP14	1	292
Program questions imputation flag 14		
Imputation of H1-4834		
V 0		.Not imputed
1		.Imputed
D H1-IMP15	1	293
Program questions imputation flag 15		
Imputation of H1-4836		
V 0		.Not imputed
1		.Imputed
D H1-IMP16	1	294
Program questions imputation flag 16		
Imputation of H1-4838		



58

HOUSEHOLD

DATA	SIZE	BEGIN
V 0 .Not imputed 1 .Imputed		
D H1-IMP17 Program questions imputation flag 17 Imputation of H1-4840	1	295
V 0 .Not imputed 1 .Imputed		
D H1-IMP18 Program questions imputation flag 18 Imputation of H1-4842	1	296
V 0 .Not imputed 1 .Imputed		
D H1-IMP19 Program questions imputation flag 19 Imputation of H1-4844	1	297
V 0 .Not imputed 1 .Imputed		
D H1-IMP20 Program questions imputation flag 20 Imputation of H1-4846	1	298
V 0 .Not imputed 1 .Imputed		
D H2-ADDID Current address ID. - This field differentiates households within the same p90, segment, and serial; that is, households which originate out of an original sample household	2	299
U All households		
D H2-MONTH Month for which this household is defined. Range = 1,12	2	301
U All households		
D H2-YEAR Year for which this household is defined. Range = 83,86	2	303
U All households		
D H2-NF Number of families and pseudo	2	305



HOUSEHOLD

DATA	SIZE	BEGIN
		families in this household in month 2 of the reference period. Range = 0,30
U		All households
D H2-FFCNT	2	307
		Count of number of family groups (excluding related subfamilies) in this household in month 2 of the reference period. Range = 0,30
U		All households
D H2-SSCNT	2	309
		Count of number of related subfamily groups in this household in month 2 of the reference period. Range = 0,30
U		All households
D H2REFPER	5	311
		Entry address ID and person number of the household reference person in month 2 of the reference period
U		All households
D H2-HP	2	316
		Number of persons in household in month 2 of the reference period Range = 0,30
U		All households
D H2-MIS	1	318
		Monthly household interview status
U		All households
V		1 .Interview 2 .Noninterview 3 .Not in sample
D H2-INT1	2	319
		Wave 1 household interview status
U		All households
V		00 .Not a wave 1 household 01 .Interviewed 02 .No one home 03 .Temporarily absent 04 .Refused 05 .Unable to locate 06 .Other



HOUSEHOLD

DATA	SIZE	BEGIN
09 .Vacant		
10 .Occupied by persons with LRE		
11 .Unfit or to be demolished		
12 .Under construction; not ready		
13 .Converted to temporary business or storage		
14 .Unoccupied tent or trailer site		
15 .Permit granted; construction not started		
16 .Other type B		
17 .Demolished		
18 .House or trailer moved		
19 .Converted to permanent business or storage		
20 .Merged		
21 .Condemned		
22 .Other		
D H2-FILL1	12	321
Zero filler		
D H2-WGT	10	333
Household weight--month 2.		
Four implied decimal places.		
Range = 0.0000,100000.0000		
U All households		
D H2-FILL2	2	343
Zero filler		
D H2-HSC	1	345
Half sample code for variance estimation		
U All households		
D H2-STRAT	2	346
Stratum code for variance estimation		
U All households		
D H2-STATE	2	348
FIPS State code for the household		
U All households		
V 01.Alabama		
04.Arizona		
05.Aransas		
06.Callifornia		
08.Colorado		
09.Connecticut		
10.Delaware		



HOUSEHOLD

DATA SIZE . BEGIN

11. District of Columbia
 12. Florida
 13. Georgia
 15. Hawaii
 17. Illinois
 18. Indiana
 19. Iowa
 20. Kansas
 21. Kentucky
 22. Louisiana
 23. Maine
 24. Maryland
 25. Massachusetts
 26. Michigan
 27. Minnesota
 29. Missouri
 30. Montana
 31. Nebraska
 32. Nevada
 33. New Hampshire
 34. New Jersey
 36. New York
 37. North Carolina
 38. North Dakota
 39. Ohio
 40. Oklahoma
 41. Oregon
 42. Pennsylvania
 44. Rhode Island
 45. South Carolina
 47. Tennessee
 48. Texas
 49. Utah
 50. Vermont
 51. Virginia
 53. Washington
 55. Wisconsin
 90. Idaho, New Mexico, South Dakota, Wyoming
 91. Mississippi, West Virginia

0 H2-METRO 1 350
 Metropolitan subsample

U All households

V 1 .In metropolitan subsample

 2 .Not in metropolitan subfamily (may be
 metro or nonmetro)

0 H2-MSA 4 351
 Identifiable MSA/CMSA codes as



HOUSEHOLD

DATA	SIZE	BEGIN
------	------	-------

defined in 1983

U All households

V 0000	.Not in metropolitan subsample or not in an identifiable MSA	
0160	.Albany-Schenectady-Troy, NY	
0640	.Austin, TX	
0840	.Beaumont-Port Arthur, TX	
1000	.Birmingham, AL	
1122	.Boston-Lawrence-Salem, MA-NH CMSA (part in MA only)	
1282	.Buffalo-Niagara Falls, NY CMSA	
1602	.Chicago-Gary-Lake County (IL), IL-IN-WI CMSA (parts in IL and IN only)	
1642	.Cincinnati-Hamilton, OH-KY-IN CMSA (parts in OH and KY only)	
1692	.Cleveland-Akron-Lorain, OH CMSA	
1840	.Columbus, OH	
1922	.Dallas-Fort Worth, TX CMSA	
2000	.Dayton-Springfield, OH	
2062	.Denver-Boulder, CO CMSA	
2162	.Detroit-Ann Arbor, MI CMSA	
2400	.Eugene-Springfield, OR	
2840	.Fresno, CA	
3120	.Greensboro-Winston-Salem-High Point, NC	
3240	.Harrisburg-Lebanon-Carlisle, PA	
3282	.Hartford-New Britain-Middletown, CT CMSA	
3320	.Honolulu, HI	
3362	.Houston-Galveston-Brazoria, TX CMSA	
3480	.Indianapolis, IN	
3762	.Kansas City, MO-Kansas City, KS CMSA (part in MO only)	
4000	.Lancaster, PA	
4472	.Los Angeles-Anaheim-Riverside, CA CMSA	
4720	.Madison, WI	
4920	.Memphis, TN-AR-MS (part in TN only)	
4992	.Miami-Fort Lauderdale, FL CMSA	
5062	.Milwaukee-Racine, WI CMSA	
5160	.Mobile, AL	
5360	.Nashville, TN	
5480	.New Haven-Meriden, CT	
5560	.New Orleans, LA	
5602	.New York-Northern NJ-Long Island, NY-NJ-CT CMSA	
5880	.Oklahoma City, OK	



HOUSEHOLD

DATA	SIZE	BEGIN
5920	.Omaha, NE-IA (part in NE only)	
5960	.Orlando, FL	
6162	.Philadelphia-Wilmington-Trenton; PA-NJ-DE-MD CMSA (parts in PA, NJ, and DE only)	
6200	.Phoenix, AZ	
6282	.Pittsburgh-Beaver Valley, PA CMSA	
6442	.Portland-Vancouver, OR-WA CMSA (part in OR only)	
6840	.Rochester, NY	
6920	.Sacramento, CA	
7042	.St. Louis-E. St. Louis-Alton, MO-IL CMSA (part in MO only)	
7080	.Salem, OR	
7240	.San Antonio, TX	
7320	.San Diego, CA	
7362	.San Francisco-Oakland-San Jose, CA CMSA	
7560	.Scranton-Wilkes-Barre, PA	
8000	.Springfield, MA	
8280	.Tampa-St. Petersburg-Clearwater, FL	
8400	.Toledo, OH	
8520	.Tucson, AZ	
8560	.Tulsa, OK	
8840	.Washington, DC-MD-VA	
8960	.West Palm Beach-Boca Raton-Delray Beach, FL	
9240	.Worcester, MA	
9280	.York, PA	
9320	.Youngstown-Warren, OH	
*		*
*	Edited control card fields	*
*		*
D H2-ACCES	1	355
	Control card item 13B - access to the unit	
U	All households	
V 0	.Not applicable	
1	.Direct - skip to housunit	
2	.Through another unit	
D H2-KTCHN	1	356
	Control card item 13C - kitchen facilities	
U	All households	
V 0	.Not applicable	
1	.For this unit only	
2	.Also used by another household	
3	.None	



HOUSEHOLD

DATA	SIZE	BEGIN
D H2-LVQTR	2	357
Control card items 13D and 13E - housing/other unit		
U All households		
V 01	.House, apartment, flat	
02	.Hu in nontransient hotel, motel etc.	
03	.Hu, permanent in transient hotel, motel, etc.	
04	.Hu in rooming house	
05	.Mobile home or trailer with no permanent room added	
06	.Mobile home or trailer with one or more permanent rooms added	
07	.Hu not specified above	
08	.Quarters not hu in rooming or boarding house	
09	.Unit not permanent in transient hotel, motel, etc.	
10	.Unoccupied tent or trailer site	
11	.Other unit not specified above	
D H2-UNITS	2	359
Control card item 14 - number of units in structure, both occupied and vacant		
U All households		
V 01	.Only 'other' units	
02	.Mobile home or trailer	
03	.One, detached	
04	.One, attached	
05	.Two	
06	.3-4	
07	.5-9	
08	.10-19	
09	.20-49	
10	.50 or more	
D H2-TENUR	1	361
Control card item 15 - are the living quarters		
U All households		
V 1	.Owned or being bought by someone in the household	
2	.Rented for cash	
3	.Occupied without payment of cash rent	
D H2-PUBHS	1	362
Control card item 16A - is the residence in a public housing project; that is,		



HOUSEHOLD

DATA	SIZE	BEGIN
is it owned by a local housing authority		
U		All households
V	0	.Not applicable
	1	.Yes
	2	.No
D	H2-LORNT	1 363
Control card item 16B - are you paying lower rent because the Federal, State, or local government is paying part of the cost		
U		All households
V	0	.Not applicable
	1	.Yes
	2	.No
D	H2-RACE	1 364
Control card item 37A - race of reference person - only answered when household is type A noninterview		
U		Type A noninterview households
V	0	.Not applicable
	1	.White
	2	.Black
	3	.American Indian, Eskimo or Aleut
	4	.Asian or Pacific Islander
D	H2-SEX	1 365
Control card item 37B - sex of reference person - only applicable for type A noninterview households		
U		Type A noninterview households
V	0	.Not applicable
	1	.Male
	2	.Female
D	H2-SIZE	2 366
Control card item 37C - size of household - only applicable for type A noninterview households. Range = 0,30		
U		Type A noninterview households
V	00	.Not applicable
*		*
*		Preedited control card section *
*		*
D	H2-SAMPL	2 368
Sample code - indicates panel year		
U		All households



HOUSEHOLD

DATA	SIZE	BEGIN
D H2-SEG	1	370
Segment type - item 4 on the control card		
U All households		
V 1	.Address	
2	.Unit	
3	.Permit	
4	.Area	
5	.Special place	
D H2-INTCD	3	371
interviewer code, an alphabetic followed by two numerics		
U All households		
D U2CCWAVE	1	374
wave for which the control card was first prepared (should be the wave in which household came into existence)		
U All households		
D U2FRMSLE	1	375
Control card item 12B - during the past 12 months did sales of crops, livestock, and other farm products from the place amount to \$1000 or more		
U All households		
V 0	.Not answered	
1	.Yes	
2	.No	
3	.Not applicable	
D U2-ACCES	1	376
Control card item 13B - access to the unit		
U All households		
V 0	.Not applicable	
1	.Direct - skip to housunit	
2	.Through another unit	
D U2-KTCHN	1	377
Control card item 13C - kitchen facilities		
U All households		
V 0	.Not applicable	
1	.For this unit only	
2	.Also used by another household	
3	.None	



HOUSEHOLD

DATA	SIZE	BEGIN
D L12-LVQTR	2	378
Control card items 13D and 13E housing/other unit		
U	All households	
V -9	.Not answered	
00	.Not answered (types B and C)	
01	.House, apartment, flat	
02	.Hu in nontransient hotel, motel etc.	
03	.Hu permanent in transient hotel, motel, etc.	
04	.Hu in rooming house	
05	.Mobile home or trailer with no permanent room added	
06	.Mobile home or trailer with one or more permanent rooms added	
07	.Hu not specified above	
08	.Quarters not hu in rooming or boarding house	
09	.Unit not permanent in transient hotel, motel, etc.	
10	.Unoccupied tent or trailer site	
11	.Other unit not specified above	
D L12-UNITS	2	380
Control card item 14 - number of units in structure, both occupied and vacant		
U	All households	
V -9	.Not answered	
00	.Not answered (types B and C)	
01	.Only 'other' units	
02	.Mobile home or trailer	
03	.One, detached	
04	.One, attached	
05	.Two	
06	.3-4	
07	.5-9	
08	.10-19	
09	.20-49	
10	.50 or more	
D L12-TENUR	1	382
Control card item 15 - are the living quarters		
U	All households	
V 0	.Not answered (types B and C)	
1	.Owned or being bought by someone in the household	
2	.Rented for cash	
3	.Occupied without payment of cash rent	
9	.Not answered	



HOUSEHOLD

DATA	SIZE	BEGIN
D U2-PUBHS	2	383
Control card item 16A - is the residence in a public housing project; that is, is it owned by a local housing authority		
U All households		
V -1 .Dk		
00 .Not applicable		
01 .Yes		
02 .No		
D U2-LORNT	2	385
Control card item 16B - are you paying lower rent because the Federal, State, or local government is paying part of the cost		
U All households		
V -1 .Dk		
00 .Not applicable		
01 .Yes		
02 .No		
D H21TM36A	1	387
Control card item 36A - wave number associated with the interview status		
U All households		
D H21TM36B	2	388
Control card item 36B - interview status code		
U All households		
V 01 .Interviewed		
02 .No one home		
03 .Temporarily absent		
04 .Refused		
05 .Unable to locate		
06 .Other		
23 .Entire household out-of-scope		
24 .Moved; address unknown		
25 .Moved within country beyond limit		
26 .All sample persons relisted on new control card(s)		
D U2-RACE	1	390
Control card item 37A - race of reference person - only answered when household is type A noninterview		
U Type A noninterview households		
V 0 .Not applicable		



HOUSEHOLD

DATA	SIZE	BEGIN
1 .White		
2 .Black		
3 .American Indian, Eskimo or Aleut		
4 .Asian or Pacific Islander		
9 .Not answered		
D U2-SEX	1	391
Control card item 37B - sex of reference person - only applicable for type A noninterview households		
U Type A noninterview households		
V D .Not applicable		
1 .Male		
2 .Female		
9 .Not answered		
D U2-SIZE	2	392
Control card item 37C - size of household - only applicable for type A noninterview households. Range = -9,30.		
U Type A noninterview households		
V -9 .Not answered		
00 .Not applicable		
D U2ITM38A	1	394
Control card item 38A - wave of visit Range = 0,9.		
U All households		
D U2ITM38B	2	395
Control card item 38B - month of visit Range = 0,12.		
U All households		
D U2TOTVST	2	397
Control card item 38D - total number of personal visits		
U All households		
V -9 .Not answered		
00 .Not applicable		
D U2TOTPHN	2	399
Control card item 38F - total number of telephone calls		
U All households		
V 00 .Not applicable		
D U2CCRSPP	3	401
Control card item 38G - control card		



70

HOUSEHOLD

DATA SIZE BEGIN

 respondents person number

U All households

V 000 .Not applicable

D H2-0010 1 404

Control card source code 10 -
during listing did interviewer miss
any babies or small children - first
interview only

U All households

V 0 .Not answered

1 .Yes

2 .No

D H2-0012 1 405

Control card source code 12 -
during listing did interviewer miss
any lodgers, boarders or persons
employed at the residence - first
interview

U All households

V 0 .Not answered

1 .Yes

2 .No

D H2-0014 1 406

Control card source code 14 -
during listing did interviewer miss
anyone who usually lives here but is
away now traveling, at school, or in
a hospital - first interview

U All households

V 0 .Not answered

1 .Yes

2 .No

D H2-0016 1 407

Control card source code 16 -
during listing did interviewer miss
anyone else staying at residence -
first interview

U All households

V 0 .Not answered

1 .Yes

2 .No

D H2-0018 1 408

Control card source code 18 -



HOUSEHOLD

DATA	SIZE	BEGIN
<p>to be answered during first interview at movers new address - are all persons listed on control card now living at this address</p>		
U Mover households		
V 0 .Not applicable		
1 .Yes		
2 .No		
D H2-0020	1	409
<p>Control card source code 20 - to be answered during first interview at movers new address - is anyone else living or staying here now</p>		
U Mover households		
V 0 .Not applicable		
1 .Yes		
2 .No		
D H2-0022	8	410
<p>Control card source codes 22, 26, 30, 34, 38, 42, 46 and 50 - are all persons listed as household members during the previous wave interview still living or staying here. There are 8 answer fields (1 character each) for waves 2 through 9.</p>		
U All households		
V 0 .Not applicable		
1 .Yes		
2 .No		
D H2-0024	8	418
<p>Control card source codes 24, 28, 32, 36, 40, 44, 48 and 52 - is anyone not listed during previous wave interview currently living or staying here. There are 8 answer fields (1 character each) for waves 2 through 9.</p>		
U All households		
V 0 .Not applicable		
1 .Yes		
2 .No		
*		*
*	Receipt of Program Benefits	*
*		*
D H2-MEANS	1	426
Receipt of benefits from a means-tested		



HOUSEHOLD

DATA	SIZE	BEGIN
program		
U All households		
V 0		.Not in universe or no persons in household for this month
1		.One or more persons in household received benefits from a means-tested program
2		.No person in household received benefits from a means-tested program
D H2-CASH	1	427
Receipt of cash benefits		
U All households		
V 0		.Not in universe or no persons in household for this month
1		.One or more persons in household received cash benefits from a means-tested program
2		.No person in household received cash benefits from a means-tested program
D H2NCASHB	1	428
Receipt of nancash benefits		
U All households		
V 0		.Not in universe or no persons in household for this month
1		.One or more persons in household received food stamps
2		.One or more persons in household received nancash benefits from a program other than food stamps; no person received food stamps
3		.No person in household received nancash benefits
*		*
*	Household Low Income Cutoff	*
*		*
D H2-POV%	5	429
Low income cutoff for this household. This is an annual income amount adjusted to the current month. Range = 0,30000.		
U All households		
*		*
*	Household Income Aggregates	*
*	These aggregates were derived from	*
*	income figures that may have been	*
*	previously topcoded. For a further	*



DATA	SIZE	BEGIN
* discussion on topcoding; see the		*
* text section "Topcoding of Income		*
* Variables."		*
*		*
D H2TOTINC	8	434
Total household income for month 2 of the reference period. In dollars. Range = -1500000,1500000.		
U All households		
D H2-EARN	7	442
Total household earned income for month 2 of the reference period. In dollars. Range = 0,1500000.		
U All households		
D H2-PROP	8	449
Total household property income for month 2 of the reference period. In dollars. Range = -1500000,1500000.		
U All households		
D H2-TRAN	7	457
Total household means-tested cash transfers for month 2 of the reference period. In dollars. Range = 0,1500000.		
U All households		
D H2-OTHER	7	464
Total 'other' household income for month 2 of the reference period. In dollars. Range = 0,1500000.		
U All households		
D H2NONCSH	6	471
Nontax household income for month 2 of the reference period. In dollars. Includes dollar values for food stamps, WIC and energy assistance. Range = 0,1500000.		
U All households		
D H2SOCSEC	6	477
Total household social security income for month 2 of the reference period. In dollars. Range = 0,999999.		
U All households		



HOUSEHOLD

DATA	SIZE	BEGIN
D H2-SSI	6	483
Total household supplemental security income for month 2 of the reference period. In dollars. Range = 0,999999.		
U All households		
D H2-UNEMP	6	489
Total household unemployment compensation for month 2 of the reference period. In dollars. Range = 0,999999.		
U All households		
D H2-VETS	6	495
Total household veterans payment income for month 2 of the reference period. In dollars. Range = 0,999999.		
U All households		
D H2-AFDC	6	501
Total household AFDC income for month 2 of the reference period. In dollars. Range = 0,999999.		
U All households		
D H2-FDSTP	6	507
Total household food stamps received for month 2 of the reference period. In dollars. Range = 0,999999.		
U All households		
*		*
* Recoded program questions		*
*		*
D H2-ENERGY	1	513
What type of energy assistance was received		
U Households receiving government energy assistance		
V D .Not applicable		
1 .Checks sent to household		
2 .Coupons or vouchers sent to household		
3 .Payments sent elsewhere		
4 .Checks and coupons or vouchers sent to household		
5 .Checks sent to household and payments sent elsewhere		
6 .Coupons or voucher sent to household		



HOUSEHOLD

DATA SIZE BEGIN

and payments sent elsewhere
7 .All three types of assistance

D H2-LUNCH 1 514
Are the lunches free or reduced-price
U Households with 1 or more
children age 5 to 18
V 0 .Not applicable
1 .Free
2 .Reduced-price
3 .Both

D H2-BREAK 1 515
Are the breakfasts free or reduced-price
U Households with 1 or more
children age 5 to 18
V 0 .Not applicable
1 .Free
2 .Reduced-price
3 .Both

* *
* Program questions *
* *

D H2-4816 1 516
Has this household received energy
assistance from the government in
the past 4 months
U All households
V 0 .Not in universe
1 .Yes
2 .No - skip to H2-4826

* *
* The next 3 fields (H2-4818 through *
* H2-4822) are possible answers to *
* the question: *
* *
* Was this assistance received in the *
* form of checks, coupons or vouchers *
* sent to this household or were the *
* payments sent directly to a utility *
* company, fuel dealer, or landlord *
* *

D H2-4818 1 517
Checks sent to household
U Households receiving government energy
assistance
V 0 .Not marked as a place where payments



HOUSEHOLD

DATA	SIZE	BEGIN
------	------	-------

were sent or not in universe based on response to H2-4816.

1 .Marked as a place where payments were sent

D H2-4820	1	518
-----------	---	-----

Coupons or vouchers sent to household

U Households receiving government energy assistance

V 0 .Not marked as a place where payments were sent or not in universe based on response to H2-4816.

1 .Marked as a place where payments were sent

D H2-4822	1	519
-----------	---	-----

Payments sent directly to utility company, fuel dealer, or landlord

U Households receiving government energy assistance

V 0 .Not marked as a place where payments were sent or not in universe based on response to H2-4816.

1 .Marked as a place where payments were sent

D H2-4824	6	520
-----------	---	-----

What was the total amount of the energy assistance received by this household during the past 4 months. Range = 0,999999.

U Households receiving government energy assistance

V 0 .Not in universe

D H2-4826	1	526
-----------	---	-----

Check item P2

Are there any children 5 to 18 years old who live in the household

U All households

V 0 .Not in universe

1 .Yes

2 .No

D H2-4828	1	527
-----------	---	-----

Do any of the children in this household usually eat a complete hot lunch offered at school



HOUSEHOLD

DATA	SIZE	BEGIN
U Households with 1 or more children age 5 to 18		
V 0 .Not in universe		
1 .Yes		
2 .No		
D H2-4830	2	528
How many children		
Total children = 1,20.		
U Households with 1 or more children age 5 to 18		
V 00 .Not in universe		
D H2-4832	1	530
Do any of the children receive free or reduced-price lunches this school year because they qualified for the Federal school lunch program		
U Households with 1 or more children age 5 to 18		
V 0 .Not in universe		
1 .Yes		
2 .No skip to H2-4840		
D H2-4834	2	531
How many children		
Total children = 1,20.		
U Households with 1 or more children age 5 to 18		
V 00 .Not in universe		
* * * * *		
* The next 2 fields (H2-4836 through		*
* H2-4838) are possible answers to the		*
* question:		*
* * * * *		
* Are the lunches free or are they		*
* reduced-price		*
* * * * *		
D H2-4836	1	533
Free lunch		
U Households with 1 or more children age 5 to 18 receiving free lunches		
V 0 .Not marked as a free lunch or not in universe based on response to H2-4832		
1 .Marked as a free lunch		



HOUSEHOLD

DATA	SIZE	BEGIN
D H2-4838	1	534
Reduced-price lunch		
U Households with 1 or more children age 5 to 18 receiving reduced-price lunches		
V 0 .Not marked as a reduced-price lunch or not in universe based on response to H2-4832		
1 .Marked as a reduced-price lunch		
D H2-4840	1	535
Do any of the children receive free or reduced-price school breakfasts this school year		
U Households with 1 or more children age 5 to 18		
V 0 .Not in universe		
1 .Yes		
2 .No		
D H2-4842	2	536
How many children		
Total children = 1,20.		
U Households with 1 or more children age 5 to 18		
V 00 .Not in universe		
*		*
*	The next 2 fields (H2-4844 through	*
*	H2-4846) are possible answers to the	*
*	question!	*
*		*
*	Are the breakfasts free or are they	*
*	reduced-price	*
*		*
D H2-4844	1	538
Free breakfast		
U Households with 1 or more children age 5 to 18 receiving free breakfasts		
V 0 .Not marked as a free breakfast or not in universe based on response to H2-4840		
1 .Marked as a free breakfast		
D H2-4846	1	539
Reduced-price breakfast		



HOUSEHOLD

```

DATA          SIZE  . BEGIN
U Households with 1 or more
  children age 5 to 18 receiving
  reduced-price breakfasts
V 0 .Not marked as a reduced-price
  breakfast or not in universe based on
  response to H2-4840
  1 .Marked as a reduced-price
  breakfast
*
*   Program questions imputation flags   *
*
D H2-IMP06      1      540
  Program questions imputation flag 6
  Imputation of H2-4816
V 0 .Not imputed
  1 .Imputed

D H2-IMP07      1      541
  Program questions imputation flag 7
  Imputation of H2-4818
V 0 .Not imputed
  1 .Imputed

D H2-IMP08      1      542
  Program questions imputation flag 8
  Imputation of H2-4820
V 0 .Not imputed
  1 .Imputed

D H2-IMP09      1      543
  Program questions imputation flag 9
  Imputation of H2-4822
V 0 .Not imputed
  1 .Imputed

D H2-IMP10      1      544
  Program questions imputation flag 10
  Imputation of H2-4824
V 0 .Not imputed
  1 .Imputed

D H2-IMP11      1      545
  Program questions imputation flag 11
  Imputation of H2-4828
V 0 .Not imputed
  1 .Imputed

D H2-IMP12      1      546
  Program questions imputation flag 12

```



HOUSEHOLD

DATA	SIZE	BEGIN
Imputation of H2-4830		
V 0		.Not imputed
1		.Imputed
D H2-IMP13	1	547
Program questions imputation flag 13		
Imputation of H2-4832		
V 0		.Not imputed
1		.Imputed
D H2-IMP14	1	548
Program questions imputation flag 14		
Imputation of H2-4834		
V 0		.Not imputed
1		.Imputed
D H2-IMP15	1	549
Program questions imputation flag 15		
Imputation of H2-4836		
V 0		.Not imputed
1		.Imputed
D H2-IMP16	1	550
Program questions imputation flag 16		
Imputation of H2-4838		
V 0		.Not imputed
1		.Imputed
D H2-IMP17	1	551
Program questions imputation flag 17		
Imputation of H2-4840		
V 0		.Not imputed
1		.Imputed
D H2-IMP18	1	552
Program questions imputation flag 18		
Imputation of H2-4842		
V 0		.Not imputed
1		.Imputed
D H2-IMP19	1	553
Program questions imputation flag 19		
Imputation of H2-4844		
V 0		.Not imputed
1		.Imputed
D H2-IMP20	1	554
Program questions imputation flag 20		



HOUSEHOLD

DATA	SIZE	BEGIN
Imputation of H2-4846		
V 0		.Not imputed
1		.Imputed
D H3-ADDID	2	555
Current address ID. - This field differentiates households within the same psu, segment, and serial; that is, households which originate out of an original sample household		
U All households		
D H3-MONTH	2	557
Month for which this household is defined.		
Range = 1,12		
U All households		
D H3-YEAR	2	559
Year for which this household is defined.		
Range = 83,86		
U All households		
D H3-NF	2	561
Number of families and pseudo families in this household in month 3 of the reference period.		
Range = 0,30		
U All households		
D H3-FFCNT	2	563
Count of number of family groups (excluding related subfamilies) in this household in month 3 of the reference period.		
Range = 0,30		
U All households		
D H3-SSCNT	2	565
Count of number of related subfamily groups in this household in month 3 of the reference period.		
Range = 0,30		
U All households		
D H3REFPER	5	567
Entry address ID and person number of the household reference person in		



82

HOUSEHOLD

DATA SIZE BEGIN

month 3 of the reference period

U All households

D HG-NP 2 572

Number of persons in household in
month 3 of the reference period
Range = 0,30

U All households

D HG-MIS 1 574

Monthly household interview status

U All households

V 1 .Interview

2 .Noninterview

3 .Not in sample

D HG-INT1 2 575

Wave 1 household interview status

U All households

V 00 .Not a wave 1 household

01 .Interviewed

02 .No one home

03 .Temporarily absent

04 .Refused

05 .Unable to locate

06 .Other

09 .Vacant

10 .Occupied by persons with LRE

11 .Unfit or to be demolished

12 .Under construction; not ready

13 .Converted to temporary business
or storage

14 .Unoccupied tent or trailer site

15 .Permit granted; construction not
started

16 .Other type B

17 .Demolished

18 .House or trailer moved

19 .Converted to permanent business
or storage

20 .Merged

21 .Condemned

22 .Other

D HG-FILL1 12 577

Zero filler

D HG-WGT 10 589

Household weight--month 3.

HOUSEHOLD

DATA	SIZE	BEGIN
------	------	-------

Four implied decimal places.
Range = 0.0000,100000.0000

U All households

D H3-FILL2	2	599
------------	---	-----

Zero filler

D H3-HSC	1	601
----------	---	-----

Half sample code for variance estimation

U All households

D H3-STRAT	2	602
------------	---	-----

Stratum code for variance estimation

U All households

D H3-STATE	2	604
------------	---	-----

FIPS State code for the household

U All households

V 01.Alabama

04.Arizona

05.Aransas

06.California

08.Colorado

09.Connecticut

10.Delaware

11.District of Columbia

12.Florida

13.Georgia

15.Hawaii

17.Illinois

18.Indiana

19.Iowa

20.Kansas

21.Kentucky

22.Louisiana

23.Maine

24.Maryland

25.Massachusetts

26.Michigan

27.Minnesota

29.Missouri

30.Montana

31.Nebraska

32.Nevada

33.New Hampshire

34.New Jersey

36.New York

37.North Carolina

38.North Dakota



HOUSEHOLD

DATA	SIZE	BEGIN
39.Ohio		
40.Oklahoma		
41.Oregon		
42.Pennsylvania		
44.Rhode Island		
45.South Carolina		
47.Tennessee		
48.Texas		
49.Utah		
50.Vermont		
51.Virginia		
53.Washington		
55.Wisconsin		
90.Idaho; New Mexico; South Dakota; Wyoming		
91.Mississippi; West Virginia		
0 H3-METRO	1	606
Metropolitan subsample		
U All households		
V 1 .In metropolitan subsample		
2 .Not in metropolitan subfamily (may be metro or nonmetro)		
0 H3-MSA	4	607
Identifiable MSA/CMSA codes as defined in 1983		
U All households		
V 0000 .Not in metropolitan subsample or not in an identifiable MSA		
0160 .Albany-Schenectady-Troy, NY		
0640 .Austin, TX		
0840 .Beaumont-Port Arthur, TX		
1000 .Birmingham, AL		
1122 .Boston-Laurence-Salem, MA-NH CMSA (part in MA only)		
1282 .Buffalo-Niagara Falls, NY CMSA		
1602 .Chicago-Gary-Lake County (IL), IL-IN-WI CMSA (parts in IL and IN only)		
1642 .Cincinnati-Hamilton, OH-KY-IN CMSA (parts in OH and KY only)		
1692 .Cleveland-Akron-Lorain, OH CMSA		
1840 .Columbus, OH		
1922 .Dallas-Fort Worth, TX CMSA		
2000 .Dayton-Springfield, OH		
2082 .Denver-Boulder, CO CMSA		
2162 .Detroit-Ann Arbor, MI CMSA		
2400 .Eugene-Springfield, OR		



HOUSEHOLD

DATA	SIZE	BEGIN
2840	.	Fresno, CA
3120	.	Greensboro-Winston-Salem-High Point, NC
3240	.	Harrisburg-Lebanon-Carlisle, PA
3282	.	Hartford-New Britain-Middletown, CT CMSA
3320	.	Honolulu, HI
3362	.	Houston-Galveston-Brazoria, TX CMSA
3480	.	Indianapolis, IN
3762	.	Kansas City, MO-Kansas City, KS CMSA (part in MO only)
4000	.	Lancaster, PA
4472	.	Los Angeles-Anaheim-Riverside, CA CMSA
4720	.	Madison, WI
4920	.	Memphis, TN-AR-MS (part in TN only)
4992	.	Miami-Fort Lauderdale, FL CMSA
5082	.	Milwaukee-Racine, WI CMSA
5160	.	Mobile, AL
5360	.	Nashville, TN
5480	.	New Haven-Meriden, CT
5560	.	New Orleans, LA
5602	.	New York-Northern NJ-Long Island, NY-NJ-CT CMSA
5880	.	Oklahoma City, OK
5920	.	Omaha, NE-IA (part in NE only)
5960	.	Orlando, FL
6162	.	Philadelphia-Wilmington-Trenton, PA-NJ-DE-MD CMSA (parts in PA, NJ, and DE only)
6200	.	Phoenix, AZ
6282	.	Pittsburgh-Beaver Valley, PA CMSA
6442	.	Portland-Vancouver, OR-WA CMSA (part in OR only)
6840	.	Rochester, NY
6920	.	Sacramento, CA
7042	.	St. Louis-E. St. Louis-Altam, MO-IL CMSA (part in MO only)
7080	.	Salem, OR
7240	.	San Antonio, TX
7320	.	San Diego, CA
7362	.	San Francisco-Oakland-San Jose, CA CMSA
7560	.	Scranton-Wilkes-Barre, PA
8000	.	Springfield, MA
8280	.	Tampa-St. Petersburg-Clearwater, FL
8400	.	Toledo, OH
8520	.	Tucson, AZ
8560	.	Tulsa, OK



HOUSEHOLD

DATA	SIZE	BEGIN
8840	.Washington, DC-MD-VA	
8960	.West Palm Beach-Boca Raton-Delray Beach, FL	
9240	.Worcester, MA	
9280	.York, PA	
9320	.Youngstown-Warren, OH	
*		*
*	Edited control card fields	*
*		*
D H3-ACCES	1	611
	Control card item 13B - access to the unit	
U	All households	
V 0	.Not applicable	
	1 .Direct - skip to housunit	
	2 .Through another unit	
D H3-KTCHN	1	612
	Control card item 13C - kitchen facilities	
U	All households	
V 0	.Not applicable	
	1 .For this unit only	
	2 .Also used by another household	
	3 .None	
D H3-LVQTR	2	613
	Control card items 13D and 13E - housing/other unit	
U	All households	
V 00	.Not applicable	
	01 .House, apartment, flat	
	02 .Hu in nontransient hotel, motel etc.	
	03 .Hu, permanent in transient hotel, motel, etc.	
	04 .Hu in rooming house	
	05 .Mobile home or trailer with no permanent room added	
	06 .Mobile home or trailer with one or more permanent rooms added	
	07 .Hu not specified above	
	08 .Quarters not hu in rooming or boarding house	
	09 .Unit not permanent in transient hotel, motel, etc.	
	10 .Unoccupied tent or trailer site	
	11 .Other unit not specified above	



HOUSEHOLD

DATA	SIZE	BEGIN
D H3-UNITS	2	615
Control card item 14 - number of units in structure, both occupied and vacant		
U All households		
V 00	.Not applicable	
01	.Only 'other' units	
02	.Mobile home or trailer	
03	.One, detached	
04	.One, attached	
05	.Two	
06	.3-4	
07	.5-9	
08	.10-19	
09	.20-49	
10	.50 or more	
D H3-TENUR	1	617
Control card item 15 - are the living quarters		
U All households		
V 1	.Owned or being bought by someone in the household	
2	.Rented for cash	
3	.Occupied without payment of cash rent	
D H3-PUBHS	1	618
Control card item 16A - is the residence in a public housing project; that is, is it owned by a local housing authority		
U All households		
V 0	.Not applicable	
1	.Yes	
2	.No	
D H3-LORNT	1	619
Control card item 16B - are you paying lower rent because the Federal, State, or local government is paying part of the cost		
U All households		
V 0	.Not applicable	
1	.Yes	
2	.No	
D H3-RACE	1	620
Control card item 37A - race of reference person - only answered when household is type A noninterview		
U Type A noninterview households		



HOUSEHOLD

DATA	SIZE	BEGIN
V 0 .Not applicable		
1 .White		
2 .Black		
3 .American Indian, Eskimo or Aleut		
4 .Asian or Pacific Islander		
D H3-SEX	1	621
Control card item 378 - sex of reference person - only applicable for type A noninterview households		
U Type A noninterview households		
V 0 .Not applicable		
1 .Male		
2 .Female		
D H3-SIZE	2	622
Control card item 37C - size of household - only applicable for type A noninterview households. Range = 0:30		
U Type A noninterview households		
V 00 .Not applicable		
* *		
* Preedited control card section *		
* *		
D H3-SAMPL	2	624
Sample code - indicates panel year		
U All households		
D H3-SEG	1	626
Segment type - item 4 on the control card		
U All households		
V 1 .Address		
2 .Unit		
3 .Permit		
4 .Area		
5 .Special place		
D H3-INTCD	3	627
Interviewer code; an alphabetic followed by two numerics		
U All households		
D U3COWAVE	1	630
Wave for which the control card was first prepared (should be the wave in which household came into existence)		
U All households		



HOUSEHOLD

DATA	SIZE	BEGIN
D U3FRMSLE	1	631
Control card item 12B - during the past 12 months did sales of crops, livestock, and other farm products from the place amount to \$1000 or more		
U All households		
V 0 .Not answered		
1 .Yes		
2 .No		
3 .Not applicable		
D U3-ACES	1	632
Control card item 13B - access to the unit		
U All households		
V 0 .Not applicable		
1 .Direct - skip to housunit		
2 .Through another unit		
D U3-KTCHN	1	633
Control card item 13C - kitchen facilities		
U All households		
V 0 .Not applicable		
1 .For this unit only		
2 .Also used by another household		
3 .None		
D U3-LVQTR	2	634
Control card items 13D and 13E housing/other unit		
U All households		
V -9 .Not answered		
00 .Not answered (types B and C)		
01 .House, apartment, flat		
02 .Hu in nontransient hotel, motel etc.		
03 .Hu, permanent in transient hotel, motel, etc.		
04 .Hu in rooming house		
05 .Mobile home or trailer with no permanent room added		
06 .Mobile home or trailer with one or more permanent rooms added		
07 .Hu not specified above		
08 .Quarters not hu in rooming or boarding house		
09 .Unit not permanent in transient hotel, motel, etc.		



HOUSEHOLD

DATA	SIZE	BEGIN
10		.Unoccupied tent or trailer site
11		.Other unit not specified above
D U3-UNITS	2	636
		Control card item 14 - number of units in structure, both occupied and vacant
U		All households
V		-9 .Not answered
		00 .Not answered (types B and C)
		01 .Only 'other' units
		02 .Mobile home or trailer
		03 .One, detached
		04 .One, attached
		05 .Two
		06 .3-4
		07 .5-9
		08 .10-19
		09 .20-49
		10 .50 or more
D U3-TENUR	1	638
		Control card item 15 - are the living quarters
U		All households
V		0 .Not answered (types B and C)
		1 .Owned or being bought by someone in the household
		2 .Rented for cash
		3 .Occupied without payment of cash rent
		9 .Not answered
D U3-PUBHS	2	639
		Control card item 16A - is the residence in a public housing project; that is, is it owned by a local housing authority
U		All households
V		-1 .Dk
		00 .Not applicable
		01 .Yes
		02 .No
D U3-LORNT	2	641
		Control card item 16B - are you paying lower rent because the Federal, State, or local government is paying part of the cost
U		All households
V		-1 .Dk



HOUSEHOLD

DATA	SIZE	BEGIN
00 .Not applicable		
01 .Yes		
02 .No		
D H3ITM36A	1	643
Control card item 36A - wave number associated with the interview status		
U All households		
D H3ITM36B	2	644
Control card item 36B - interview status code		
U All households		
V 01 .Interviewed		
02 .No one home		
03 .Temporarily absent		
04 .Refused		
05 .Unable to locate		
06 .Other		
23 .Entire household out-of-scope		
24 .Moved, address unknown		
25 .Moved within country beyond limit		
26 .All sample persons relisted on new control card(s)		
D LB-RACE	1	646
Control card item 37A - race of reference person - only answered when household is type A noninterview		
U Type A noninterview households		
V 0 .Not applicable		
1 .White		
2 .Black		
3 .American Indian, Eskimo or Aleut		
4 .Asian or Pacific Islander		
9 .Not answered		
D LB-SEX	1	647
Control card item 37B - sex of reference person - only applicable for type A noninterview households		
U Type A noninterview household		
V 0 .Not applicable		
1 .Male		
2 .Female		
9 .Not answered		
D LB-SIZE	2	648
Control card item 37C - size of		



HOUSEHOLD

DATA	SIZE	BEGIN
household - only applicable for type A noninterview households. Range = -9,30.		
U Type A noninterview households		
V -9 .Not answered		
00 .Not applicable		
D U3ITM38A	1	650
Control card item 38A - wave of visit		
Range = 0,9.		
U All households		
D U3ITM38B	2	651
Control card item 38B - month of visit		
Range = 0,12.		
U All households		
D U3TOTVST	2	653
Control card item 38D - total number of personal visits		
U All households		
V -9 .Not answered		
00 .Not applicable		
D U3TOTPHN	2	655
Control card item 38F - total number of telephone calls		
U All households		
V 00 .Not applicable		
D U3CCRSFP	3	657
Control card item 38G - control card respondents person number		
U All households		
V 000 .Not applicable		
D H3-0010	1	660
Control card source code 10 - during listing did interviewer miss any babies or small children - first interview only		
U All households		
V 0 .Not answered		
1 .Yes		
2 .No		
D H3-0012	1	661
Control card source code 12 - during listing did interviewer miss		



HOUSEHOLD

DATA	SIZE	BEGIN
any lodgers, boarders or persons employed at the residence - first interview		
U	All households	
V	0 .Not answered	
	1 .Yes	
	2 .No	
D	H3-0014	1 662
Control card source code 14 - during listing did interviewer miss anyone who usually lives here but is away now traveling, at school, or in a hospital - first interview		
U	All households	
V	0 .Not answered	
	1 .Yes	
	2 .No	
D	H3-0016	1 663
Control card source code 16 - during listing did interviewer miss anyone else staying at residence - first interview		
U	All households	
V	0 .Not answered	
	1 .Yes	
	2 .No	
D	H3-0018	1 664
Control card source code 18 - to be answered during first interview at movers new address - are all persons listed on control card now living at this address		
U	Mover households	
V	0 .Not applicable	
	1 .Yes	
	2 .No	
D	H3-0020	1 665
Control card source code 20 - to be answered during first interview at movers new address - is anyone else living or staying here now		
U	Mover households	
V	0 .Not applicable	
	1 .Yes	
	2 .No	



HOUSEHOLD

DATA	SIZE	BEGIN
D H3-0022	8	666
Control card source codes 22, 26, 30, 34, 38, 42, 46 and 50 - are all persons listed as household members during the previous wave interview still living or staying here. There are 8 answer fields (1 character each) for waves 2 through 9.		
U All households		
V 0 .Not applicable		
1 .Yes		
2 .No		
D H3-0024	8	674
Control card source codes 24, 28, 32, 36, 40, 44, 48 and 52 - is anyone not listed during previous wave interview currently living or staying here. There are 8 answer fields (1 character each) for waves 2 through 9.		
U All households		
V 0 .Not applicable		
1 .Yes		
2 .No		
*		*
* Receipt of Program Benefits		*
*		*
D H3-MEANS	1	682
Receipt of benefits from a means-tested program		
U All households		
V 0 .Not in universe or no persons in household for this month.		
1 .One or more persons in household received benefits from a means-tested program		
2 .No person in household received benefits from a means-tested program		
D H3-CASH	1	683
Receipt of cash benefits		
U All households		
V 0 .Not in universe or no persons in household for this month.		
1 .One or more persons in household received cash benefits from a means-tested program		





HOUSEHOLD

DATA	SIZE	BEGIN
------	------	-------

month 3 of the reference period.
In dollars. Range = -1500000,1500000.

U All households

D H3-TRAN 7 713

Total household means-tested cash transfers for month 3 of the reference period. In dollars. Range = 0,1500000.

U All households

D H3-OTHER 7 720

Total 'other' household income for month 3 of the reference period. In dollars. Range = 0,1500000.

U All households

D H3NONCSH 6 727

Noncash household income for month 3 of the reference period. In dollars. Includes dollar values for food stamps, WIC and energy assistance. Range = 0,150000.

U All households

D H3SOCSEC 6 733

Total household social security income for month 3 of the reference period. In dollars. Range = 0,999999.

U All households

D H3-SSI 6 739

Total household supplemental security income for month 3 of the reference period. In dollars. Range = 0,999999.

U All households

D H3-UNEMP 6 745

Total household unemployment compensation for month 3 of the reference period. In dollars. Range = 0,999999.

U All households

D H3-VETS 6 751

Total household veterans payment income for month 3 of the reference period. In dollars. Range = 0,999999.

U All households



HOUSEHOLD

DATA	SIZE	BEGIN
D HB-AFDC	6	757
Total household AFDC income for month 3 of the reference period. In dollars. Range = 0,999999.		
U All households		
D HB-FDSTP	6	763
Total household food stamps received for month 3 of the reference period. In dollars. Range = 0,999999.		
U All households		
*		*
* Recoded program questions		*
*		*
D HB-ENRGY	1	769
What type of energy assistance was received		
U Households receiving government energy assistance		
V 0 .Not applicable		
1 .Checks sent to household		
2 .Coupons or vouchers sent to household		
3 .Payments sent elsewhere		
4 .Checks and coupons or vouchers sent to household		
5 .Checks sent to household and payments sent elsewhere		
6 .Coupons or voucher sent to household and payments sent elsewhere		
7 .All three types of assistance		
D HB-LUNCH	1	770
Are the lunches free or reduced-price		
U Households with 1 or more children age 5 to 18		
V 0 .Not applicable		
1 .Free		
2 .Reduced-price		
3 .Both		
D HB-BREAK	1	771
Are the breakfasts free or reduced-price		
U Households with 1 or more children age 5 to 18		
V 0 .Not applicable		
1 .Free		
2 .Reduced-price		
3 .Both		

HOUSEHOLD

DATA	SIZE	BEGIN
* * Program questions *		* * *
D H3-4816	1	772
Has this household received energy assistance from the government in the past 4 months		
U All households		
V 0 .Not in universe		
1 .Yes		
2 .No - skip to H3-4826		
* * The next 3 fields (H3-4818 through * H3-4822) are possible answers to * the question: * * Was this assistance received in the * form of checks, coupons or vouchers * sent to this household or were the * payments sent directly to a utility * company, fuel dealer, or landlord *		* * * * * * * * *
D H3-4818	1	773
Checks sent to household		
U Households receiving government energy assistance		
V 0 .Not marked as a place where payments were sent or not in universe based on response to H3-4816.		
1 .Marked as a place where payments were sent		
D H3-4820	1	774
Coupons or vouchers sent to household		
U Households receiving government energy assistance		
V 0 .Not marked as a place where payments were sent or not in universe based on response to H3-4816.		
1 .Marked as a place where payments were sent		
D H3-4822	1	775
Payments sent directly to utility company, fuel dealer, or landlord		
U Households receiving government energy		



HOUSEHOLD

DATA SIZE .BEGIN

assistance

- V 0 .Not marked as a place where payments were sent or not in universe based on response to H3-4816.
 1 .Marked as a place where payments were sent

D H3-4824 6 776

What was the total amount of the energy assistance received by this household during the past 4 months.
 Range = 0,999999.

- U Households receiving government energy assistance
 V 0 .Not in universe

D H3-4826 1 782

Check item P2
 Are there any children 5 to 18 years old who live in the household

- U All households
 V 0 .Not in universe
 1 .Yes
 2 .No

D H3-4828 1 783

Do any of the children in this household usually eat a complete hot lunch offered at school

- U Households with 1 or more children age 5 to 18
 V 0 .Not in universe
 1 .Yes
 2 .No

D H3-4830 2 784

How many children
 Total children = 1,20.

- U Households with 1 or more children age 5 to 18
 V 00 .Not in universe

D H3-4832 1 786

Do any of the children receive free or reduced-price lunches this school year because they qualified for the Federal school lunch program

- U Households with 1 or more

100

HOUSEHOLD

```
DATA          SIZE   BEGIN
  children age 5 to 18
V 0 .Not in universe
  1 .Yes
  2 .No- skip to H3-4840

D H3-4834      2      787
  How many children
  Total children = 1,20.
U Households with 1 or more
  children age 5 to 18
V 00 .Not in universe
*
*   The next 2 fields (H3-4836 through *
*   H3-4838) are possible answers to the *
*   question:                           *
*
*   Are the lunches free or are they *
*   reduced-price                         *
*
D H3-4836      1      789
  Free lunch
U Households with 1 or more
  children age 5 to 18 receiving
  free lunches
V 0 .Not marked as a free lunch or not
  in universe based on response to
  H3-4832
  1 .Marked as a free lunch

D H3-4838      1      790
  Reduced-price lunch
U Households with 1 or more
  children age 5 to 18 receiving
  reduced-price lunches
V 0 .Not marked as a reduced-price
  lunch or not in universe based on
  response to H3-4832
  1 .Marked as a reduced-price
  lunch

D H3-4840      1      791
  Do any of the children receive free
  or reduced-price school breakfasts
  this school year
U Households with 1 or more
  children age 5 to 18
V 0 .Not in universe
```



HOUSEHOLD

DATA	SIZE	BEGIN	
1 .Yes			
2 .No			
D H3-4842	2	792	
How many children			
Total children = 1,20.			
U Households with 1 or more			
children age 5 to 18			
V 00 .Not in universe			
*			*
* The next 2 fields (H3-4844 through			*
* H3-4846) are possible answers to the			*
* question:			*
*			*
* Are the breakfasts free or are they			*
* reduced-price			*
*			*
D H3-4844	1	794	
Free breakfast			
U Households with 1 or more			
children age 5 to 18 receiving			
free breakfasts			
V 0 .Not marked as a free breakfast or			
not in universe based on response			
to H3-4840			
1 .Marked as a free breakfast			
D H3-4846	1	795	
Reduced-price breakfast			
U Households with 1 or more			
children age 5 to 18 receiving			
reduced-price breakfasts			
V 0 .Not marked as a reduced-price			
breakfast or not in universe based on			
response to H3-4840			
1 .Marked as a reduced-price			
breakfast			
*			*
* Program questions imputation flags			*
*			*
D H3-IMP06	1	796	
Program questions imputation flag 6			
Imputation of H3-4816			
V 0 .Not imputed			
1 .Imputed			
D H3-IMP07	1	797	
Program questions imputation flag 7			



102

HOUSEHOLD

DATA	SIZE	BEGIN
Imputation of H3-4818		
V 0	.Not imputed	
1	.Imputed	
D H3-IMP08	1	798
Program questions imputation flag 8		
Imputation of H3-4820		
V 0	.Not imputed	
1	.Imputed	
D H3-IMP09	1	799
Program questions imputation flag 9		
Imputation of H3-4822		
V 0	.Not imputed	
1	.Imputed	
D H3-IMP10	1	800
Program questions imputation flag 10		
Imputation of H3-4824		
V 0	.Not imputed	
1	.Imputed	
D H3-IMP11	1	801
Program questions imputation flag 11		
Imputation of H3-4828		
V 0	.Not imputed	
1	.Imputed	
D H3-IMP12	1	802
Program questions imputation flag 12		
Imputation of H3-4830		
V 0	.Not imputed	
1	.Imputed	
D H3-IMP13	1	803
Program questions imputation flag 13		
imputation of H3-4832		
V 0	.Not imputed	
1	.Imputed	
D H3-IMP14	1	804
Program questions imputation flag 14		
Imputation of H3-4834		
V 0	.Not imputed	
1	.Imputed	
D H3-IMP15	1	805
Program questions imputation flag 15		



HOUSEHOLD

DATA	SIZE	BEGIN
Imputation of H3-4836		
V 0		.Not imputed
1		.Imputed
D H3-IMP16	1	806
Program questions imputation flag 16		
Imputation of H3-4836		
V 0		.Not imputed
1		.Imputed
D H3-IMP17	1	807
Program questions imputation flag 17		
Imputation of H3-4840		
V 0		.Not imputed
1		.Imputed
D H3-IMP18	1	808
Program questions imputation flag 18		
Imputation of H3-4842		
V 0		.Not imputed
1		.Imputed
D H3-IMP19	1	809
Program questions imputation flag 19		
Imputation of H3-4844		
V 0		.Not imputed
1		.Imputed
D H3-IMP20	1	810
Program questions imputation flag 20		
Imputation of H3-4846		
V 0		.Not imputed
1		.Imputed
D H4-ADDID	2	811
Current address ID. - This field		
differentiates households within		
the same psu, segment, and serial;		
that is, households which originate		
out of an original sample household		
U All households		
D H4-MONTH	2	813
Month for which this household is		
defined.		
Range = 1,12		
U All households		
D H4-YEAR	2	815
Year for which this household is		



HOUSEHOLD

DATA	SIZE	BEGIN
defined.		
Range = 83,86		
U All households		
D H4-NF	2	817
Number of families and pseudo families in this household in month 4 of the reference period.		
Range = 0,30		
U All households		
D H4-FFCNT	2	819
Count of number of family groups (excluding related subfamilies) in this household in month 4 of the reference period.		
Range = 0,30		
U All households		
D H4-SSCNT	2	821
Count of number of related subfamily groups in this household in month 4 of the reference period.		
Range = 0,30		
U All households		
D H4-REFPER	5	823
Entry address ID and person number of the household reference person in month 4 of the reference period		
U All households		
D H4-NP	2	828
Number of persons in household in month 4 of the reference period		
Range = 0,30		
U All households		
D H4-MIS	1	830
Monthly household interview status		
U All households		
V 1 .Interview		
2 .Noninterview		
3 .Not in sample		
D H4-INT1	2	831
Wave 1 household interview status		
U All households		



HOUSEHOLD

DATA	SIZE	BEGIN
V 00 .Not a wave 1 household		
01 .Interviewed		
02 .No one home		
03 .Temporarily absent		
04 .Refused		
05 .Unable to locate		
06 .Other		
09 .Vacant		
10 .Occupied by persons with LRE		
11 .Unfit or to be demolished		
12 .Under construction, not ready		
13 .Converted to temporary business or storage		
14 .Unoccupied tent or trailer site		
15 .Permit granted, construction not started		
16 .Other type B		
17 .Demolished		
18 .House or trailer moved		
19 .Converted to permanent business or storage		
20 .Merged		
21 .Condemned		
22 .Other		
D H4-FILL1	12	833
Zero filler.		
D H4-WGT	10	845
Household weight—month 4.		
Four implied decimal places.		
Range = 0.0000,100000.0000		
U All households		
D H4-FILL2	2	856
Zero filler		
D H4-HSC	1	857
Half sample code for variance estimation		
U All households		
D H4-STRAT	2	858
Stratum code for variance estimation		
U All households		
D H4-STATE	2	860
FIPS State code for the household		
U All households		
V 01 .Alabama		


.....

HOUSEHOLD

DATA	SIZE	BEGIN
------	------	-------

04. Arizona		
05. Arkansas		
06. California		
08. Colorado		
09. Connecticut		
10. Delaware		
11. District of Columbia		
12. Florida		
13. Georgia		
15. Hawaii		
17. Illinois		
18. Indiana		
19. Iowa		
20. Kansas		
21. Kentucky		
22. Louisiana		
23. Maine		
24. Maryland		
25. Massachusetts		
26. Michigan		
27. Minnesota		
29. Missouri		
30. Montana		
31. Nebraska		
32. Nevada		
33. New Hampshire		
34. New Jersey		
36. New York		
37. North Carolina		
38. North Dakota		
39. Ohio		
40. Oklahoma		
41. Oregon		
42. Pennsylvania		
44. Rhode Island		
45. South Carolina		
47. Tennessee		
48. Texas		
49. Utah		
50. Vermont		
51. Virginia		
53. Washington		
55. Wisconsin		
90. Idaho, New Mexico, South Dakota, Wyoming		
91. Mississippi, West Virginia		

D H4-METRO	1	862
Metropolitan subsample		



HOUSEHOLD

DATA	SIZE	BEGIN
U		All households
V	1	.In metropolitan subsample
	2	.Not in metropolitan subsample (may be metro or nonmetro)
D	H4-MSA	4 B63
		Identifiable MSA/CMSA codes as defined in 1983
U		All households
V	0000	.Not in metropolitan subsample or not in an identifiable MSA
	0160	.Albany-Schenectady-Troy, NY
	0640	.Austin, TX
	0840	.Beaumont-Port Arthur, TX
	1000	.Birmingham, AL
	1122	.Boston-Lawrence-Salem, MA-NH CMSA (part in MA only)
	1282	.Buffalo-Niagara Falls, NY CMSA
	1602	.Chicago-Gary-Lake County (IL), IL-IN-WI CMSA (parts in IL and IN only)
	1642	.Cincinnati-Hamilton, OH-KY-IN CMSA (parts in OH and KY only)
	1692	.Cleveland-Akron-Lorain, OH CMSA
	1840	.Columbus, OH
	1922	.Dallas-Fort Worth, TX CMSA
	2000	.Dayton-Springfield, OH
	2082	.Denver-Boulder, CO CMSA
	2162	.Detroit-Ann Arbor, MI CMSA
	2400	.Eugene-Springfield, OR
	2840	.Fresno, CA
	3120	.Greensboro-Winston-Salem-High Point, NC
	3240	.Harrisburg-Lebanon-Carlisle, PA
	3282	.Hartford-New Britain-Middletown, CT CMSA
	3320	.Honolulu, HI
	3362	.Houston-Galveston-Brazoria, TX CMSA
	3480	.Indianapolis, IN
	3762	.Kansas City, MO-Kansas City, KS CMSA (part in MO only)
	4000	.Lancaster, PA
	4472	.Los Angeles-Anaheim-Riverside, CA CMSA
	4720	.Madison, WI
	4920	.Memphis, TN-AR-MS (part in TN only)
	4992	.Miami-Fort Lauderdale, FL CMSA
	5082	.Milwaukee-Racine, WI CMSA
	5160	.Mobile, AL



HOUSEHOLD

DATA	SIZE	BEGIN
5360	.Nashville, TN	
5480	.New Haven-Meriden, CT	
5560	.New Orleans, LA	
5602	.New York-Northern NJ-Lons Island, NY-NJ-CT CMSA	
5880	.Oklahoma City, OK	
5920	.Omaha, NE-IA (part in NE only)	
5960	.Orlando, FL	
6162	.Philadelphia-Wilmington-Trenton, PA-NJ-DE-MD CMSA (parts in PA, NJ, and DE only)	
6200	.Phoenix, AZ	
6282	.Pittsburgh-Beaver Valley, PA CMSA	
6442	.Portland-Vancouver, OR-WA CMSA (part in OR only)	
6840	.Rochester, NY	
6920	.Sacramento, CA	
7042	.St. Louis-E. St Louis-Alton, MO-IL CMSA (part in MO only)	
7080	.Salem, OR	
7240	.San Antonio, TX	
7320	.San Diego, CA	
7362	.San Francisco-Oakland-San Jose, CA CMSA	
7560	.Scranton-Wilkes-Barre, PA	
8000	.Springfield, MA	
8280	.Tampa-St. Petersburg-Clearwater, FL	
8400	.Toledo, OH	
8520	.Tucson, AZ	
8560	.Tulsa, OK	
8840	.Washington, DC-MD-VA	
8960	.West Palm Beach-Boca Raton-Delray Beach, FL	
9240	.Worcester, MA	
9280	.York, PA	
9320	.Youngstown-Warren, OH	
*		*
*	Edited control card fields	*
*		*
D H4-ACCES	1	867
	Control card item 138 - access to the unit	
U	All households	
V 0	.Not applicable	
1	.Direct - skip to housunit	
2	.Through another unit	



HOUSEHOLD

DATA	SIZE	BEGIN
D H4-KTCHN	1	868
Control card item 13C - kitchen facilities		
U	All households	
V	0 .Not applicable	
	1 .For this unit only	
	2 .Also used by another household	
	3 .None	
D H4-LMSTR	2	869
Control card items 13D and 13E - housing/other unit		
U	All households	
V	00 .Not applicable	
	01 .House, apartment, flat	
	02 .Hu in nontransient hotel, motel etc.	
	03 .Hu, permanent in transient hotel, motel, etc.	
	04 .Hu in rooming house	
	05 .Mobile home or trailer with no permanent room added	
	06 .Mobile home or trailer with one or more permanent rooms added	
	07 .Hu not specified above	
	08 .Quarters not hu in rooming or boarding house	
	09 .Unit not permanent in transient hotel, motel, etc.	
	10 .Unoccupied tent or trailer site	
	11 .Other unit not specified above	
D H4-UNITS	2	871
Control card item 14 - number of units in structure, both occupied and vacant		
U	All households	
V	00 .Not applicable	
	01 .Only 'other' units	
	02 .Mobile home or trailer	
	03 .One, detached	
	04 .One, attached	
	05 .Two	
	06 .3-4	
	07 .5-9	
	08 .10-19	
	09 .20-49	
	10 .50 or more	
D H4-TENUR	1	873
Control card item 15 - are the living		

HOUSEHOLD

DATA	SIZE	BEGIN
quarters		
U	All households	
V	1 .Owned or being bought by someone in the household	
	2 .Rented for cash	
	3 .Occupied without payment of cash rent	
D	H4-PLBHS 1 874	
	Control card item 16A - is the residence in a public housing project; that is, is it owned by a local housing authority	
U	All households	
V	0 .Not applicable	
	1 .Yes	
	2 .No	
D	H4-LORNT 1 875	
	Control card item 16B - are you paying lower rent because the Federal, State, or local government is paying part of the cost	
U	All households	
V	0 .Not applicable	
	1 .Yes	
	2 .No	
D	H4-RACE 1 876	
	Control card item 37A - race of reference person - only answered when household is type A noninterview	
U	Type A noninterview households	
V	0 .Not applicable	
	1 .White	
	2 .Black	
	3 .American Indian, Eskimo or Aleut	
	4 .Asian or Pacific Islander	
D	H4-SEX 1 877	
	Control card item 37B - sex of reference person - only applicable for type A noninterview households	
U	Type A noninterview households	
V	0 .Not applicable	
	1 .Male	
	2 .Female	
D	H4-SIZE 2 878	
	Control card item 37C - size of	



HOUSEHOLD

DATA	SIZE	BEGIN
household - only applicable for type A noninterview households. Range = 0,30		
U	Type A noninterview households	
V	00 .Not applicable	
*		*
*	Preedited control card section	*
*		*
D	H4-SAMPL 2 860	
	Sample code - indicates panel year	
U	All households	
D	H4-SEG 1 862	
	Segment type - item 4 on the control card	
U	All households	
V	1 .Address	
	2 .Unit	
	3 .Permit	
	4 .Area	
	5 .Special place	
D	H4-INTCD 3 863	
	Interviewer code; an alphabetic followed by two numerics	
U	All households	
D	U4CCWAVE 1 866	
	Wave for which the control card was first prepared (should be the wave in which household came into existence)	
U	All households	
D	U4FRMSLE 1 867	
	Control card item 12B - during the past 12 months did sales of crops, livestock, and other farm products from the place amount to \$1000 or more	
U	All households	
V	0 .Not answered	
	1 .Yes	
	2 .No	
	3 .Not applicable	
D	U4-ACCES 1 868	
	Control card item 13E - access to the unit	
U	All households	

HOUSEHOLD

DATA	SIZE	BEGIN
------	------	-------

V 0 .Not applicable

- 1 .Direct - skip to housunit
- 2 .Through another unit

D U4-KTCHN 1 889

Control card item 13C - kitchen facilities

U All households

V 0 .Not applicable

- 1 .For this unit only
- 2 .Also used by another household
- 3 .None

D U4-LVQTR 2 890

Control card items 13D and 13E housing/other unit

U All households

V -9 .Not answered

- 00 .Not answered (types B and C)
- 01 .House, apartment, flat
- 02 .Hu in nontransient hotel, motel etc.
- 03 .Hu permanent in transient hotel, motel, etc.
- 04 .Hu in rooming house
- 05 .Mobile home or trailer with no permanent room added
- 06 .Mobile home or trailer with one or more permanent rooms added.
- 07 .Hu not specified above
- 08 .Quarters not hu in rooming or boarding house
- 09 .Unit not permanent in transient hotel, motel, etc.
- 10 .Unoccupied tent or trailer site
- 11 .Other unit not specified above

D U4-UNITS 2 892

Control card item 14 - number of units in structure, both occupied and vacant

U All households

V -9 .Not answered

- 00 .Not answered (types B and C)
- 01 .Only 'other' units
- 02 .Mobile home or trailer
- 03 .One, detached
- 04 .One, attached
- 05 .Two
- 06 .3-4



HOUSEHOLD

DATA	SIZE	BEGIN
07	.5-9	
08	.10-19	
09	.20-49	
10	.50 or more	
D U4-TENUR	1	894
	Control card item 15 - are the living quarters	
U	All households	
V	D .Not answered (types B and C)	
	1 .Owned or being bought by someone in the household	
	2 .Rented for cash	
	3 .Occupied without payment of cash rent	
	9 .Not answered	
D U4-PUBHS	2	895
	Control card item 16A - is the residence in a public housing project; that is, is it owned by a local housing authority	
U	A.1 households	
V	-1 .Dk	
	00 .Not applicable	
	01 .Yes	
	02 .No	
D U4-LORNT	2	897
	Control card item 16B - are you paying lower rent because the Federal, State, or local government is paying part of the cost	
U	All households	
V	-1 .Dk	
	00 .Not applicable	
	01 .Yes	
	02 .No	
D H4ITM36A	1	899
	Control card item 36A - wave number associated with the interview status	
U	All households	
D H4ITM36B	2	900
	Control card item 36B - interview status code	
U	All households	
V	01 .Interviewed	
	02 .No one home	
	03 .Temporarily absent	

HOUSEHOLD

DATA	SIZE	BEGIN
04 .Refused		
05 .Unable to locate		
06 .Other		
23 .Entire household out-of-scope		
24 .Moved; address unknown		
25 .Moved within country beyond limit		
26 .All sample persons relisted on new control card(s)		
D U4-RACE	1	902
Control card item 37A - race of reference person - only answered when household is type A noninterview		
U	Type A noninterview households	
V	0 .Not applicable	
	1 .White	
	2 .Black	
	3 .American Indian, Eskimo or Aleut	
	4 .Asian or Pacific Islander	
	9 .Not answered	
D U4-SEX	1	903
Control card item 37B - sex of reference person - only applicable for type A noninterview households		
U	Type A noninterview households	
V	0 .Not applicable	
	1 .Male	
	2 .Female	
	9 .Not answered	
D U4-SIZE	2	904
Control card item 37C - size of household - only applicable for type A noninterview households. Range = -9,30.		
U	Type A noninterview households	
V	-9 .Not answered	
	00 .Not applicable	
D U4ITM38A	1	906
Control card item 38A - wave of visit Range = 0,9.		
U	All households	
D U4ITM38B	2	907
Control card item 38B - month of visit Range = 0,12.		
U	All households	

HOUSEHOLD

DATA	SIZE	BEGIN
D U4TOTVST	2	909
Control card item 38D - total number of personal visits		
U All households		
V -9 .Not answered		
00 .Not applicable		
D U4TOTPHN	2	911
Control card item 38F - total number of telephone calls		
U All households		
V 00 .Not applicable		
D U4CCRSP	3	913
Control card item 38G - control card respondents person number		
U All households		
V 000 .Not applicable		
D H4-0010	1	916
Control card source code 10 - during listing did interviewer miss any babies or small children - first interview only		
U All households		
V 0 .Not answered		
1 .Yes		
2 .No		
D H4-0012	1	917
Control card source code 12 - during listing did interviewer miss any lodgers, boarders or persons employed at the residence - first interview		
U All households		
V 0 .Not answered		
1 .Yes		
2 .No		
D H4-0014	1	918
Control card source code 14 - during listing did interviewer miss anyone who usually lives here but is away now traveling, at school, or in a hospital - first interview		
U All households		
V 0 .Not answered		
1 .Yes		
2 .No		

HOUSEHOLD

DATA	SIZE	BEGIN
D H4-0016	1	919
Control card source code 16 - during listing did interviewer miss anyone else staying at residence - first interview		
U All households		
V 0 .Not answered		
1 .Yes		
2 .No		
D H4-0018	1	920
Control card source code 18 - to be answered during first interview at movers new address - are all persons listed on control card now living at this address		
U Mover households		
V 0 .Not applicable		
1 .Yes		
2 .No		
D H4-0020	1	921
Control card source code 20 - to be answered during first interview at movers new address - is anyone else living or staying here now		
U Mover households		
V 0 .Not applicable		
1 .Yes		
2 .No		
D H4-0022	8	922
Control card source codes 22, 26, 30, 34, 38, 42, 46 and 50 - are all persons listed as household members during the previous wave interview still living or staying here. There are 8 answer fields (1 character each) for waves 2 through 9.		
U All households		
V 0 .Not applicable		
1 .Yes		
2 .No		
D H4-0024	8	930
Control card source codes 24, 28, 32, 36, 40, 44, 48 and 52 - Is anyone not listed during previous wave interview		

HOUSEHOLD

DATA SIZE .BEGIN

currently living or staying here. There are 8 answer fields (1 character each) for waves 2 through 9.

U All households

V 0 .Not applicable

1 .Yes

2 .No

*

* Receipt of Program Benefits *

*

*

D H4-MEANS 1 938

Receipt of benefits from a means-tested program

U All households

V 0 .Not in universe or no persons in household for this month.

1 .One or more persons in household received benefits from a means-tested program

2 .No person in household received benefits from a means-tested program

D H4-CASH 1 939

Receipt of cash benefits

U All households

V 0 .Not in universe or no persons in household for this month.

1 .One or more persons in household received cash benefits from a means-tested program

2 .No person in household received cash benefits from a means-tested program

D H4NCASH 1 940

Receipt of noncash benefits

U All households

V 0 .Not in universe or no persons in household for this month.

1 .One or more persons in household received food stamps

2 .One or more persons in household received noncash benefits from a program other than food stamps; no person received food stamps

3 .No person in household received noncash benefits

*

* Household Low Income Cutoff *

*

*

HOUSEHOLD

DATA	SIZE	BEGIN
D H4-POV% 5 941		
Low income cutoff for this household. This is an annual income amount adjusted to the current month. Range = 0,30000.		
U All households		
* Household Income Aggregates *		
* These aggregates were derived from *		
* income figures that may have been *		
* previously topcoded. For a further *		
* discussion on topcoding, see the *		
* text section "Topcoding of Income *		
* Variables." *		
* *		
D H4TOTINC 8 946		
Total household income for month 4 of the reference period. In dollars. Range = -1500000,1500000.		
U All households		
D H4-EARN 7 954		
Total household earned income for month 4 of the reference period. In dollars. Range = 0,1500000.		
U All households		
D H4-PROP 8 961		
Total household property income for month 4 of the reference period. In dollars. Range = -1500000,1500000.		
U All households		
D H4-TRAN 7 969		
Total household means-tested cash transfers for month 4 of the reference period. In dollars. Range = 0,1500000.		
U All households		
D H4-OTHER 7 976		
Total 'other' household income for month 4 of the reference period. In dollars. Range = 0,1500000.		
U All households		
D H4NONCSH 6 983		
Noncash household income for month 4 of the reference period. In dollars.		

HOUSEHOLD

DATA	SIZE	BEGIN
Includes dollar values for food stamps, WIC and energy assistance. Range = 0,150000.		
U All households		
D H4-SOCSEC	6	989
Total household social security income for month 4 of the reference period. In dollars. Range = 0,999999.		
U All households		
D H4-SSI	6	995
Total household supplemental security income for month 4 of the reference period. In dollars. Range = 0,999999.		
U All households		
D H4-UNEMP	6	1001
Total household unemployment compensation for month 4 of the reference period. In dollars. Range = 0,999999.		
U All households		
D H4-VETS	6	1007
Total household veterans payment income for month 4 of the reference period. In dollars. Range = 0,999999.		
U All households		
D H4-AFDC	6	1013
Total household AFDC income for month 4 of the reference period. In dollars. Range = 0,999999.		
U All households		
D H4-FDSTP	6	1019
Total household food stamps received for month 4 of the reference period. In dollars. Range = 0,999999.		
U All households		
*		*
*	Recoded program questions	*
*		*
D H4-ENRGY	1	1025
What type of energy assistance was received		
U Households receiving government energy		

HOUSEHOLD

DATA	SIZE	BEGIN
assistance		
V 0		.Not applicable
1		.Checks sent to household
2		.Coupons or vouchers sent to household
3		.Payments sent elsewhere
4		.Checks and coupons or vouchers sent to household
5		.Checks sent to household and payments sent elsewhere
6		.Coupons or voucher sent to household and payments sent elsewhere
7		.All three types of assistance
D H4-LUNCH	1	1026
		Are the lunches free or reduced-price
U		Households with 1 or more children age 5 to 18
V 0		.Not applicable
1		.Free
2		.Reduced-price
3		.Both
D H4-BREAK	1	1027
		Are the breakfasts free or reduced-price
U		Households with 1 or more children age 5 to 18
V 0		.Not applicable
1		.Free
2		.Reduced-price
3		.Both
*		*
*		Program questions
*		*
D H4-4816	1	1028
		Has this household received energy assistance from the government in the past 4 months
U		All households
V 0		.Not in universe
1		.Yes
2		.No - skip to H4-4826
*		*
*		The next 3 fields (H4-4818 through
*		H4-4822) are possible answers to
*		the question:
*		*
*		Was this assistance received in the
*		*

HOUSEHOLD

DATA	SIZE	BEGIN
* form of checks, coupons or vouchers	*	*
* sent to this household or were the	*	*
* payments sent directly to a utility	*	*
* company, fuel dealer, or landlord	*	*
*	*	*
D H4-4818	1	1029
Checks sent to household		
U Households receiving government energy assistance		
V 0 .Not marked as a place where payments were sent or not in universe based on response to H4-4816.		
1 .Marked as a place where payments were sent		
D H4-4820	1	1030
Coupons or vouchers sent to household		
U Households receiving government energy assistance		
V 0 .Not marked as a place where payments were sent or not in universe based on response to H4-4816.		
1 .Marked as a place where payments were sent		
D H4-4822	1	1031
Payments sent directly to utility company, fuel dealer, or landlord		
U Households receiving government energy assistance		
V 0 .Not marked as a place where payments were sent or not in universe based on response to H4-4816.		
1 .Marked as a place where payments were sent		
D H4-4824	6	1032
What was the total amount of the energy assistance received by this household during the past 4 months. Range = 0,999999.		
U Households receiving government energy assistance		
V 0 .Not in universe		
D H4-4826	1	1038
Check item P2		
Are there any children 5 to 18 years		

HOUSEHOLD

DATA	SIZE	BEGIN
------	------	-------

old who live in the household

U All households

V 0 .Not in universe

1 .Yes

2 .No

D H4-4828 1 1039

Do any of the children in this household usually eat a complete hot lunch offered at school

U Households with 1 or more children age 5 to 18

V 0 .Not in universe

1 .Yes

2 .No

D H4-4830 2 1040

How many children
Total children = 1,20.

U Households with 1 or more children age 5 to 18

V 00 .Not in universe

D H4-4832 1 1042

Do any of the children receive free or reduced-price lunches this school year because they qualified for the Federal school lunch program

U Households with 1 or more children age 5 to 18

V 0 .Not in universe

1 .Yes

2 .No- skip to H4-4840

D H4-4834 2 1043

How many children
Total children = 1,20.

U Households with 1 or more children age 5 to 18

V 00 .Not in universe

*		*
*	The next 2 fields (H4-4836 through	*
*	H4-4838) are possible answers to the	*
*	question!	*
*		*
*	Are the lunches free or are they	*
*	reduced-price	*
*		*

HOUSEHOLD

DATA	SIZE	BEGIN
D H4-4836	1	1045
Free lunch		
U	Households with 1 or more children age 5 to 18 receiving free lunches	
V 0	.Not marked as a free lunch or not in universe based on response to H4-4832	
1	.Marked as a free lunch	
D H4-4838	1	1046
Reduced-price lunch		
U	Households with 1 or more children age 5 to 18 receiving reduced-price lunches	
V 0	.Not marked as a reduced-price lunch or not in universe based on response to H4-4832	
1	.Marked as a reduced-price lunch	
D H4-4840	1	1047
Do any of the children receive free or reduced-price school breakfasts this school year		
U	Households with 1 or more children age 5 to 18	
V 0	.Not in universe	
1	.Yes	
2	.No	
D H4-4842	2	1048
How many children Total children = 1,20.		
U	Households with 1 or more children age 5 to 18	
V 00	.Not in universe	
*		*
*	The next 2 fields (H4-4844 through	
*	H4-4846) are possible answers to the	
*	question:	
*		*
*	Are the breakfasts free or are they	
*	reduced-price	
*		*
D H4-4844	1	1050
Free breakfast		
U	Households with 1 or more	

HOUSEHOLD

DATA	SIZE	BEGIN
children age 5 to 18 receiving free breakfasts		
V 0		.Not marked as a free breakfast or not in universe based on response to H4-4840
1		.Marked as a free breakfast
D H4-4846	1	1051
		Reduced-price breakfast
U		Households with 1 or more children age 5 to 18 receiving reduced-price breakfasts
V 0		.Not marked as a reduced-price breakfast or not in universe based on response to H4-4840
1		.Marked as a reduced-price breakfast
*		*
*		Program questions imputation flags
*		*
D H4-IMP06	1	1052
		Program questions imputation flag 6 Imputation of H4-4816
V 0		.Not imputed
1		.Imputed
D H4-IMP07	1	1053
		Program questions imputation flag 7 Imputation of H4-4818
V 0		.Not imputed
1		.Imputed
D H4-IMP08	1	1054
		Program questions imputation flag 8 Imputation of H4-4820
V 0		.Not imputed
1		.Imputed
D H4-IMP09	1	1055
		Program questions imputation flag 9 Imputation of H4-4822
V 0		.Not imputed
1		.Imputed
D H4-IMP10	1	1056
		Program questions imputation flag 10 Imputation of H4-4824

DATA	SIZE	BEGIN
V 0 .Not imputed		
1 .Imputed		
D H4-IMP11	1	1057
Program questions imputation flag 11		
Imputation of H4-4828		
V 0 .Not imputed		
1 .Imputed		
D H4-IMP12	1	1058
Program questions imputation flag 12		
Imputation of H4-4830		
V 0 .Not imputed		
1 .Imputed		
D H4-IMP13	1	1059
Program questions imputation flag 13		
Imputation of H4-4832		
V 0 .Not imputed		
1 .Imputed		
D H4-IMP14	1	1060
Program questions imputation flag 14		
Imputation of H4-4834		
V 0 .Not imputed		
1 .Imputed		
D H4-IMP15	1	1061
Program questions imputation flag 15		
Imputation of H4-4836		
V 0 .Not imputed		
1 .Imputed		
D H4-IMP16	1	1062
Program questions imputation flag 16		
Imputation of H4-4838		
V 0 .Not imputed		
1 .Imputed		
D H4-IMP17	1	1063
Program questions imputation flag 17		
Imputation of H4-4840		
V 0 .Not imputed		
1 .Imputed		
D H4-IMP18	1	1064
Program questions imputation flag 18		
Imputation of H4-4842		
V 0 .Not imputed		
1 .Imputed		

HOUSEHOLD

DATA	SIZE	BEGIN
D H4-IMP19	1	1065
Program questions imputation flag 19 Imputation of H4-4844		
V 0	.Not imputed	
1	.Imputed	
D H4-IMP20	1	1066
Program questions imputation flag 20 Imputation of H4-4846		
V 0	.Not imputed	
1	.Imputed	
D H5REFPER	5	1067
Entry address ID and person number of the household reference person. Interview date		
U	All households	
D H5-NP	2	1072
Number of persons in household, Interview date Range = 0,30		
U	All households	
D H5-MIS	1	1074
Monthly household interview status		
U	All households	
V 1	.Interview	
2	.Noninterview	
3	.Not in sample	
D H5-LVQTR	2	1075
Control card items 13D and 13E housing/other unit - interview month		
U	All households	
V 00	.Not applicable	
01	.House, apartment, flat	
02	.Hu in nontransient hotel, motel etc.	
03	.Hu, permanent in transient hotel, motel, etc.	
04	.Hu in rooming house	
05	.Mobile home or trailer with one or more permanent rooms added	
06	.Mobile home or trailer with one or more permanent rooms added	
07	.Hu not specified above	
08	.Quarters not hu in rooming or boarding house	

HOUSEHOLD

DATA	SIZE	BEGIN
09		
.Unit not permanent in transient hotel, motel, etc.		
10		
.Unoccupied tent or trailer site		
11		
.Other unit not specified above		
D HS-ADDID	2	1077
Current address ID. - This field differentiates households within the same psu, segment, and serial; that is, households which originate out of an original sample household		
U All households		
D HS-WGT	10	1079
Household weight—Interview date		
Four implied decimal places.		
Range = 0.0;100000.0000		
U All households		
D HS-FILL	2	1089
Blank filler		

FAMILY

DATA	SIZE	BEGIN
D F1-NUMBR	2	1091
Family sequence number of sample unit. Used to identify all persons in same family in a given month. Range = 1,60.		
U All sample units		
D F1-MONTH	2	1093
Month for which this family is defined. Range = 1,12.		
U All families		
D F1-YEAR	2	1095
Year for which this family is defined. Range = 83,86		
U All families		
D F1-NUMPER	2	1097
Number of persons in this family. Range = 1,30.		
U All families		
D F1REFPER	5	1099
Entry address ID and person number of the family reference person. For unrelated individuals, this is that individual's person number.		
U All families		
D F1SPOUSE	5	1104
Entry address ID and person number of spouse of family reference person; if there is one.		
U All families		
D F1-TYPE	1	1109
Type of family (or pseudo-family)		
U All families		
V 1 .Primary family		
3 .Unrelated subfamily		
4 .Primary individual		
5 .Secondary individual		
D F1-KIND	1	1110
Kind of family (or pseudo-family)		
U All families		
V 1 .Headed by husband/ wife		
2 .Male reference person		
3 .Female reference person		

FAMILY

DATA	SIZE	BEGIN	
D F1OWNKID	2	1111	
			Number of own children in family.
			Range = 0,30.
U All families			
V 00 .None			
01 .One			
02 .Two			
* .			*
* .			*
* .			*
30.Thirty or more			
D F1OKLT18	2	1113	
			Number of own children under age 18
			in family. Range = 0,30.
U All families			
V 00 .None			
01 .One			
02 .Two			
* .			*
* .			*
* .			*
30.Thirty or more			
D F1-WGT	10	1115	
			Family weight.
			Four implied decimal places
U All families			
D F1-FILL	2	1125	
			Zero filler
* .			*
* Family low income cutoff.			*
D F1-POV\$	5	1127	
			Low income cutoff for this family.
			in dollars. Range = 0,30000.
U All families			
* .			*
* Income aggregates			*
* These aggregates were derived from			*
* income figures that may have been			*
* previously topcoded. For a further			*
* discussion on topcoding, see the			*
* text section "Topcoding of Income			*
* Variables."			*
* .			*

FAMILY

DATA	SIZE	BEGIN
D F1TOTINC	8	1132
Total family income for month 1 of the reference period. In dollars. Range = -1500000,1500000.		
U All families		
D F1-EARN	7	1140
Total family earned income for month 1 of the reference period. In dollars. Range = 0,1500000.		
U All families		
D F1-PROP	8	1147
Total family property income for month 1 of the reference period. In dollars. Range = -1500000,1500000.		
U All families		
D F1-TRAN	7	1155
Total family means-tested cash transfers for month 1 of the reference period. In dollars. Range = 0,1500000.		
U All families		
D F1-OTHER	7	1162
Total 'other' family income for month 1 of the reference period. In dollars. Range = 0,1500000.		
U All families		
D F1SOCSEC	6	1169
Total family Social Security income for month 1 of the reference period. In dollars. Range = 0,999999.		
U All families		
D F1-SSI	6	1175
Total family supplemental security income for month 1 of the reference period. In dollars. Range = 0,999999.		
U All families		
D F1-UNEMP	6	1181
Total family unemployment income for month 1 of the reference period. In dollars. Range = 0,999999.		
U All families		

FAMILY

DATA	SIZE	BEGIN
D F1-VETS	6	1187
Total family veterans payment income for month 1 of the reference period. In dollars. Range = 0,999999.		
U All families		
D F1-AFDC	6	1193
Total family AFDC income for month 1 of the reference period. In dollars. Range = 0,999999.		
U All families		
D F1-FDSTP	6	1199
Total family food stamps received for month 1 of the reference period. In dollars. Range = 0,999999.		
U All families		
D F2-NUMBR	2	1205
Family sequence number of sample unit. Used to identify all persons in same family in a given month. Range = 1,60.		
U All sample units		
D F2-MONTH	2	1207
Month for which this family is defined. Range = 1,12.		
U All families		
D F2-YEAR	2	1209
Year for which this family is defined. Range = 83,86.		
U All families		
D F2-NUMPER	2	1211
Number of persons in this family. Range = 1,30.		
U All families		
D F2REFPER	5	1213
Entry address ID and person number of the family reference person. For unrelated individuals, this is that individual's person number.		
U All families		
D F2SPOUSE	5	1218
Entry address ID and person number of spouse of family reference person.		

FAMILY

DATA	SIZE	BEGIN	
			if there is one.
U			All families
D	F2-TYPE	1 1223	Type of family (or pseudo-family)
U			All families
V			1 .Primary family
			3 .Unrelated subfamily
			4 .Primary individual
			5 .Secondary individual
D	F2-KIND	1 1224	Kind of family (or pseudo-family)
U			All families
V			1 .Headed by husband/ wife
			2 .Male reference person
			3 .Female reference person
D	F20NKID	2 1225	Number of own children in family. Range = 0,30.
U			All families
V			00 .None
			01 .One
			02 .Two
*			.
*			.
*			.
			30.Thirty or more
D	F20KLT18	2 1227	Number of own children under age 18 in family. Range = 0,30.
U			All families
V			00 .None
			01 .One
			02 .Two
*			.
*			.
*			.
			30.Thirty or more
D	F2-WGT	10 1229	Family weight. Four implied decimal places
U			All families
*			.
D	F2-FILL	2 1239	Zero filler

DATA	SIZE	BEGIN	
* Family low income cutoff.			*
*			*
D F2-POVS	5	1241	
Low income cutoff for this family.			
In dollars. Range = 0,30000.			
U All families			
* Income aggregates			*
* These aggregates were derived from			*
* income figures that may have been			*
* previously taxcoded. For a further			*
* discussion on taxcoding, see the			*
* text section "Taxcoding of Income			*
* Variables."			*
*			*
D F2TOTINC	8	1246	
Total family income for month 2 of			
the reference period. In dollars.			
Range = -1500000,1500000.			
U All families			
D F2-EARN	7	1254	
Total family earned income for month 2			
of the reference period. In dollars.			
Range = 0,1500000.			
U All families			
D F2-PROP	8	1261	
Total family property income for month 2			
of the reference period. In dollars.			
Range = -1500000,1500000.			
U All families			
D F2-TRAN	7	1269	
Total family means-tested cash transfers			
for month 2 of the reference period. In			
dollars. Range = 0,1500000.			
U All families			
D F2-OTHER	7	1276	
Total 'other' family income for month 2			
of the reference period. In dollars.			
Range = 0,1500000.			
U All families			
D F2SOCSEC	6	1283	
Total family Social Security income for			

FAMILY

DATA	SIZE	BEGIN
month 2 of the reference period. In dollars. Range = 0,999999.		
U All families		
D F2-SSI	6	1289
Total family supplemental security income for month 2 of the reference period. In dollars. Range = 0,999999.		
U All families		
D F2-UNEMP	6	1295
Total family unemployment income for month 2 of the reference period. In dollars. Range = 0,999999.		
U All families		
D F2-VETS	6	1301
Total family veterans payment income for month 2 of the reference period. In dollars. Range = 0,999999.		
U All families		
D F2-AFDC	6	1307
Total family AFDC income for month 2 of the reference period. In dollars. Range = 0,999999.		
U All families		
D F2-FDSTP	6	1313
Total family food stamps received for month 2 of the reference period. In dollars. Range = 0,999999.		
U All families		
D F3-NUMBR	2	1319
Family sequence number of sample unit. Used to identify all persons in same family in a given month. Range = 1,60.		
U All sample units		
D F3-MONTH	2	1321
Month for which this family is defined. Range = 1,12.		
U All families		
D F3-YEAR	2	1323
Year for which this family is defined. Range = 83,86.		
U All families		

FAMILY

DATA	SIZE	BEGIN
D F3NUMBER	2	1325
Number of persons in this family. Range = 1,30.		
U All families		
D F3REFPER	5	1327
Entry address ID and person number of the family reference person. For unrelated individuals, this is that individual's person number.		
U All families		
D F3SPOUSE	5	1332
Entry address ID and person number of spouse of family reference person; if there is one.		
U All families		
D F3-TYPE	1	1337
Type of family (or pseudo-family)		
U All families		
V 1 .Primary family		
3 .Unrelated subfamily		
4 .Primary individual		
5 .Secondary individual		
D F3-KIND	1	1338
Kind of family (or pseudo-family)		
U All families		
V 1 .Headed by husband/ wife		
2 .Male reference person		
3 .Female reference person		
D F3OWNKID	2	1339
Number of own children in family. Range = 0,30.		
U All families		
V 00 .None		
01 .One		
02 .Two		
*	.	*
*	.	*
*	.	*
30.Thirty or more		
D F3OKLT18	2	1341
Number of own children under age 18 in family. Range = 0,30.		
U All families		

FAMILY

DATA	SIZE	BEGIN
V 00 .None		
01 .One		
02 .Two		
* .		*
* .		*
* .		*
30.Thirty or more		
D F3-WGT	10	1343
Family weight.		
Four implied decimal places		
U All families		
D F3-FILL	2	1353
Zero filler		
* .		*
* Family low income cutoff.		*
* .		*
D F3-POVS	5	1355
Low income cutoff for this family.		
In dollars. Range = 0,30000.		
U All families		
* .		*
* Income aggregates		*
* These aggregates were derived from		*
* income figures that may have been		*
* previously topcoded. For a further		*
* discussion on topcoding, see the		*
* text section "Topcoding of Income		*
* Variables."		*
* .		*
D F3TOTINC	8	1360
Total family income for month 3 of		
the reference period. In dollars.		
Range = -1500000,1500000.		
U All families		
D F3-EARN	7	1366
Total family earned income for month 3		
of the reference period. In dollars.		
Range = 0,1500000.		
U All families		
D F3-PROP	8	1375
Total family property income for month 3		

FAMILY

DATA	SIZE	BEGIN
		of the reference period. In dollars. Range = -1500000,1500000.
U	All families	
D F3-TRAN	7	1383
		Total family means-tested cash transfers for month 3 of the reference period. In dollars. Range = 0,1500000.
U	All families	
D F3-OTHER	7	1390
		Total 'other' family income for month 3 of the reference period. In dollars. Range = 0,1500000.
U	All families	
D F3SOCSEC	6	1397
		Total family Social Security income for month 3 of the reference period. In dollars. Range = 0,999999.
U	All families	
D F3-SSI	6	1403
		Total family supplemental security income for month 3 of the reference period. In dollars. Range = 0,999999.
U	All families	
D F3-UNEMP	6	1409
		Total family unemployment income for month 3 of the reference period. In dollars. Range = 0,999999.
U	All families	
D F3-VETS	6	1415
		Total family veterans payment income for month 3 of the reference period. In dollars. Range = 0,999999.
U	All families	
D F3-AFDC	6	1421
		Total family AFDC income for month 3 of the reference period. In dollars. Range = 0,999999.
U	All families	
D F3-FDSTP	6	1427
		Total family food stamps received for month 3 of the reference period. In

FAMILY

DATA	SIZE	BEGIN
		dollars. Range = 0,9999999.
U All families		
D F4-NUMBR	2	1433
		Family sequence number of sample unit. Used to identify all persons in same family in a given month. Range = 1,60.
U All sample units		
D F4-MONTH	2	1435
		Month for which this family is defined. Range = 1,12.
U All families		
D F4-YEAR	2	1437
		Year for which this family is defined. Range = 83,86.
U All families		
D F4NUMBER	2	1439
		Number of persons in this family. Range = 1,30.
U All families		
D F4REFPER	5	1441
		Entry address ID and person number of the family reference person. For unrelated individuals, this is that individual's person number.
U All families		
D F4SPOUSE	5	1446
		Entry address ID and person number of spouse of family reference person, if there is one.
U All families		
D F4-TYPE	1	1451
		Type of family (or pseudo-family)
U All families		
V 1		.Primary family
3		.Unrelated subfamily
4		.Primary individual
5		.Secondary individual
D F4-KIND	1	1452
		Kind of family (or pseudo-family)
U All families		

FAMILY

DATA	SIZE	BEGIN
V 1 .Headed by husband/ wife		
2 .Male reference person		
3 .Female reference person		
D F4QUNK10	2	1453
Number of own children in family.		
Range = 0,30.		
U All families		
V 00 .None		
01 .One		
02 .Two		
* .		*
* .		*
* .		*
30.Thirty or more		
D F4OKLT18	2	1455
Number of own children under age 18		
in family. Range = 0,30.		
U All families		
V 00 .None		
01 .One		
02 .Two		
* .		*
* .		*
* .		*
30.Thirty or more		
D F4-WGT	10	1457
Family weight.		
Four implied decimal places		
U All families		
D F4-FILL	2	1467
Zero filler		
* .		*
* Family low income cutoff.		*
* .		*
D F4-POVS	5	1469
Low income cutoff for this family.		
In dollars. Range = 0,30000.		
U All families		
* .		*
* Income aggregates		*
* These aggregates were derived from		*
* income figures that may have been		*
* previously topcoded. For a further		*

FAMILY

DATA	SIZE	BEGIN
* discussion on topcoding, see the		*
* text section "Topcoding of Income		*
* Variables."		*
*		*
D F4TOTINC	8	1474
Total family income for month 4 of the reference period. In dollars. Range = -1500000,1500000.		
U All families		
D F4-EARN	7	1482
Total family earned income for month 4 of the reference period. In dollars. Range = 0,1500000.		
U All families		
D F4-PROP	8	1489
Total family property income for month 4 of the reference period. In dollars. Range = -1500000,1500000.		
U All families		
D F4-TRAN	7	1497
Total family means-tested cash transfers for month 4 of the reference period. In dollars. Range = 0,1500000.		
U All families		
D F4-OTHER	7	1504
Total 'other' family income for month 4 of the reference period. In dollars. Range = 0,1500000.		
U All families		
D F4SOCSEC	6	1511
Total family Social Security income for month 4 of the reference period. In dollars. Range = 0,999999.		
U All families		
D F4-SSI	6	1517
Total family supplemental security income for month 4 of the reference period. In dollars. Range = 0,999999.		
U All families		
D F4-UNEMP	6	1523
Total family unemployment income for		

FAMILY

DATA	SIZE	BEGIN
month 4 of the reference period. In dollars. Range = 0,999999.		
U All families		
D F4-VETS	6	1529
Total family veterans payment income for month 4 of the reference period. In dollars. Range = 0,999999.		
U All families		
D F4-AFDC	6	1535
Total family AFDC income for month 4 of the reference period. In dollars. Range = 0,999999.		
U All families		
D F4-FDSTP	6	1541
Total family food stamps received for month 4 of the reference period. In dollars. Range = 0,999999.		
U All families		
D S1-NUMBR	2	1547
Family sequence number of sample unit. Used to identify all persons in same family in a given month. Range = 1,60.		
U All sample units		
D S1-MONTH	2	1549
Month for which this subfamily is defined. Range = 1,12.		
U All subfamilies		
D S1-YEAR	2	1551
Year for which this subfamily is defined. Range = 83,86.		
U All subfamilies		
D S1NUMBR	2	1553
Number of persons in this subfamily. Range = 1,30.		
U All subfamilies		
D S1REFPER	5	1555
Entry address ID and person number of the subfamily reference person.		
U All subfamilies		
D S1SPOUSE	5	1560
Entry address ID and person number of		

FAMILY

DATA	SIZE	BEGIN
spouse of subfamily reference person, if there is one.		
U All subfamilies		
D S1-TYPE	1	1565
Type of subfamily		
U All subfamilies		
V 2 .Related subfamily		
D S1-KIND	1	1566
Kind of subfamily		
U All subfamilies		
V 1 .Headed by husband/ wife		
2 .Male reference person		
3 .Female reference person		
D S1OWNK10	2	1567
Number of own children in subfamily. Range = 0:30.		
U All subfamilies		
V 00 .None		
01 .One		
02 .Two		
*		*
*		*
*		*
30.Thirty or more		
D S1OKLT10	2	1569
Number of own children under age 10 in subfamily. Range = 0:30.		
U All subfamilies		
V 00 .None		
01 .One		
02 .Two		
*		*
*		*
*		*
30.Thirty or more		
D S1-WGT	10	1571
Subfamily weight. Four implied decimal places		
U All subfamilies		
D S1-FILL	2	1581
Zero filler		

FAMILY

DATA	SIZE	BEGIN
* Family low income cutoff		
* * * * *		
D S1-POV#	5	1583
Low income cutoff for this subfamily. In dollars. Range = 0,30000.		
U All subfamilies		
* Income aggregates		
* These aggregates were derived from		
* income figures that may have been		
* previously topcoded. For a further		
* discussion on topcoding, see the		
* text section "Topcoding of Income		
* Variables."		
* * * * *		
D S1TOTINC	8	1588
Total subfamily income for month 1 of the reference period. In dollars. Range = -1500000,1500000.		
U All subfamilies		
D S1-EARN	7	1596
Total subfamily earned income for month 1 of the reference period. In dollars. Range = 0,1500000.		
U All subfamilies		
D S1-PROP	8	1603
Total subfamily property income for month 1 of the reference period. In dollars. Range = -1500000,1500000.		
U All subfamilies		
D S1-TRAN	7	1611
Total subfamily means-tested cash transfers for month 1 of the reference period. In dollars. Range = 0,1500000.		
U All subfamilies		
D S1-OTHER	7	1618
Total 'other' subfamily income for month 1 of the reference period. In dollars. Range = 0,1500000.		
U All subfamilies		
D S1SOCSEC	6	1625
Total subfamily Social Security income		

FAMILY

DATA	SIZE	BEGIN
for month 1 of the reference period. In dollars. Range = 0,999999.		
U All subfamilies		
D S1-SSI	6	1631
Total subfamily supplemental security income for month 1 of the reference period. In dollars. Range = 0,999999.		
U All subfamilies		
D S1-UNEMP	6	1637
Total subfamily unemployment income for month 1 of the reference period. In dollars. Range = 0,999999.		
U All subfamilies		
D S1-VETS	6	1643
Total subfamily veterans payment income for month 1 of the reference period. In dollars. Range = 0,999999.		
U All subfamilies		
D S1-AFDC	6	1649
Total subfamily AFDC income for month 1 of the reference period. In dollars. Range = 0,999999.		
U All subfamilies		
D S1-FDSTP	6	1655
Total subfamily food stamps received for month 1 of the reference period. In dollars. Range = 0,999999.		
U All subfamilies		
D S2-NUMBR	2	1661
Family sequence number of sample unit. Used to identify all persons in same family in a given month. Range = 1,60.		
U All sample units		
D S2-MONTH	2	1663
Month for which this subfamily is defined. Range = 1,12.		
U All subfamilies		
D S2-YEAR	2	1665
Year for which this subfamily is defined. Range = 83,86.		
U All subfamilies		

FAMILY

DATA	SIZE	BEGIN
D SZNUMPER	2	1667
Number of persons in this subfamily. Range = 1,30.		
U All subfamilies		
D SZREFPER	5	1669
Entry address ID and person number of the subfamily reference person.		
U All subfamilies		
D SZSPOUSE	5	1674
Entry address ID and person number of spouse of subfamily reference person; if there is one.		
U All subfamilies		
D SZ-TYPE	1	1679
Type of subfamily		
U All subfamilies		
V 2 .Related subfamily		
D SZ-KIND	1	1680
Kind of subfamily		
U All subfamilies		
V 1 .Headed by husband/ wife		
2 .Male reference person		
3 .Female reference person		
D SZOWNKID	2	1681
Number of own children in subfamily. Range = 0,30.		
U All subfamilies		
V 00 .None		
01 .One		
02 .Two		
*	.	*
*	.	*
*	.	*
30.Thirty or more		
D SZOKLT18	2	1683
Number of own children under age 18 in subfamily. Range = 0,30.		
U All subfamilies		
V 00 .None		
01 .One		
02 .Two		
*	.	*
*	.	*

146

FAMILY

DATA	SIZE	BEGIN	
* .			*
30.Thirty or more			
D S2-WGT	10	1685	
Subfamily weight.			
Four implied decimal places			
U All subfamilies			
D S2-FILL	2	1695	
Zero filler			
* .			*
* Family low income cutoff.			*
* .			*
D S2-POVS	5	1697	
Low income cutoff for this subfamily.			
In dollars. Range = 0,30000.			
U All subfamilies			
* .			*
* Income aggregates			*
* These aggregates were derived from			*
* income figures that may have been			*
* previously topcoded. For a further			*
* discussion on topcoding, see the			*
* text section "Topcoding of Income			*
* Variables."			*
* .			*
D S2TOTINC	8	1702	
Total subfamily income for month 2 of			
the reference period. In dollars.			
Range = -1500000,1500000.			
U All subfamilies			
D S2-EARN	7	1710	
Total subfamily earned income for month			
2 of the reference period. In dollars.			
Range = 0,1500000.			
U All subfamilies			
D S2-PROP	6	1717	
Total subfamily property income for			
month 2 of the reference period. In			
dollars. Range = -1500000,1500000.			
U All subfamilies			
D S2-TRAN	7	1725	
Total subfamily means-tested cash			

FAMILY

DATA SIZE BEGIN

transfers for month 2 of the reference period. In dollars. Range = 0,1500000.

U All subfamilies

D S2-OTHER 7 1732

Total 'other' subfamily income for month 2 of the reference period. In dollars. Range = 0,1500000.

U All subfamilies

D S2SOCSEC 6 1739

Total subfamily Social Security income for month 2 of the reference period. In dollars. Range = 0,999999.

U All subfamilies

D S2-SSI 6 1745

Total subfamily supplemental security income for month 2 of the reference period. In dollars. Range = 0,999999.

U All subfamilies

D S2-UNEMP 6 1751

Total subfamily unemployment income for month 2 of the reference period. In dollars. Range = 0,999999.

U All subfamilies

D S2-VETS 6 1757

Total subfamily veterans payment income for month 2 of the reference period. In dollars. Range = 0,999999.

U All subfamilies

D S2-AFDC 6 1763

Total subfamily AFDC income for month 2 of the reference period. In dollars. Range = 0,999999.

U All subfamilies

D S2-FOSTP 6 1769

Total subfamily food stamps received for month 2 of the reference period. In dollars. Range = 0,999999.

U All subfamilies

D E3-NUMBR 2 1775

Family sequence number of sample unit. Used to identify all persons in same

148

FAMILY

DATA	SIZE	BEGIN
family in a given month. Range = 1:60.		
U All sample units		
D S3-MONTH	2	1777
Month for which this subfamily is defined. Range = 1:12.		
U All subfamilies		
D S3-YEAR	2	1779
Year for which this subfamily is defined. Range = 83:86.		
U All subfamilies		
D S3-NUMPER	2	1781
Number of persons in this subfamily. Range = 1:30.		
U All subfamilies		
D S3-REFPER	5	1783
Entry address ID and person number of the subfamily reference person.		
U All subfamilies		
D S3-SPOUSE	5	1788
Entry address ID and person number of spouse of subfamily reference person; if there is one.		
U All subfamilies		
D S3-TYPE	1	1793
Type of subfamily		
U All subfamilies		
V 2 .Related subfamily		
D S3-KIND	1	1794
Kind of subfamily		
U All subfamilies		
V 1 .Headed by husband/ wife		
2 .Male reference person		
3 .Female reference person		
D S3-OWNKID	2	1795
Number of own children in subfamily. Range = 0:30.		
U All subfamilies		
V 00 .None		
01 .One		
02 .Two		

FAMILY

DATA	SIZE	BEGIN
* .		*
* .		*
* .		*
30.Thirty or more		
D 53OKLT18	2	1797
Number of own children under age 18 in subfamily. Range = 0,30.		
U All subfamilies		
V 00 .None		
01 .One		
02 .Two		
* .		*
* .		*
* .		*
30 .Thirty or more		
D 53-WGT	10	1799
Subfamily weight. Four implied decimal places		
U All subfamilies		
D 53-FILL	2	1809
Zero filler		
* .		*
* Family low income cutoff.		*
* .		*
D 53-POV\$	5	1811
Low income cutoff for this subfamily. In dollars. Range = 0,30000.		
U All subfamilies		
* .		*
* Income aggregates		
* These aggregates were derived from		*
* income figures that may have been		*
* previously topcoded. For a further		*
* discussion on topcoding, see the		*
* text section "Topcoding of Income		*
* Variables."		*
* .		*
D 53TOTINC	8	1816
Total subfamily income for month 3 of the reference period. In dollars. Range = -1500000,1500000.		
U All subfamilies		

150

FAMILY

DATA	SIZE	BEGIN
D S3-EARN	7	1824
Total subfamily earned income for month 3 of the reference period. In dollars. Range = 0,1500000.		
U All subfamilies		
D S3-PROP	8	1831
Total subfamily property income for month 3 of the reference period. In dollars. Range = -1500000,1500000.		
U All subfamilies		
D S3-TRAN	7	1839
Total subfamily means-tested cash transfers for month 3 of the reference period. In dollars. Range = 0,1500000.		
U All subfamilies		
D S3-OTHER	7	1846
Total 'other' subfamily income for month 3 of the reference period. In dollars. Range = 0,1500000.		
U All subfamilies		
D S3SOCSEC	6	1853
Total subfamily Social Security income for month 3 of the reference period. In dollars. Range = 0,999999.		
U All subfamilies		
D S3-SSI	6	1859
Total subfamily supplemental security income for month 3 of the reference period. In dollars. Range = 0,999999.		
U All subfamilies		
D S3-UNEMP	6	1865
Total subfamily unemployment income for month 3 of the reference period. In dollars. Range = 0,999999.		
U All subfamilies		
D S3-VETS	6	1871
Total subfamily veterans payment income for month 3 of the reference period. In dollars. Range = 0,999999.		
U All subfamilies		

FAMILY

DATA	SIZE	BEGIN
D S3-AFDC	6	1877
Total subfamily AFDC income for month 3 of the reference period. In dollars. Range = 0,999999.		
U All subfamilies		
D S3-FDSTP	6	1963
Total subfamily food stamps received for month 3 of the reference period. In dollars. Range = 0,999999.		
U All subfamilies		
D S4-NUMBR	2	1889
Family sequence number of sample unit. Used to identify all persons in same family in a given month. Range = 1,60.		
U All sample units		
D S4-MONTH	2	1891
Month for which this subfamily is defined. Range = 1,12.		
U All subfamilies		
D S4-YEAR	2	1893
Year for which this subfamily is defined. Range = 83,86.		
U All subfamilies		
D S4NUMBER	2	1895
Number of persons in this subfamily. Range = 1,30.		
U All subfamilies		
D S4REFPER	5	1897
Entry address ID and person number of the subfamily reference person.		
U All subfamilies		
D S4SPOUSE	5	1902
Entry address ID and person number of spouse of subfamily reference person; if there is one.		
U All subfamilies		
D S4-TYPE	1	1907
Type of subfamily		
U All subfamilies		
V 2 Related subfamily		

152

FAMILY

DATA	SIZE	BEGIN
D S4-KIND	1	1908
Kind of subfamily		
U All subfamilies		
V 1 .Headed by husband/ wife		
2 .Male reference person		
3 .Female reference person		
D S4OWNKID	2	1909
Number of own children in subfamily.		
Range = 0,30.		
U All subfamilies		
V 00 .None		
01 .One		
02 .Two		
*		*
*		*
*		*
30.Thirty or more		
D S4OKLT18	2	1911
Number of own children under age 18		
in subfamily. Range = 0,30.		
U All subfamilies		
V 00 .None		
01 .One		
02 .Two		
*		*
*		*
*		*
30.Thirty or more		
D S4-WGT	10	1913
Subfamily weight.		
Four implied decimal places		
U All subfamilies		
D S4-FILL	2	1923
Zero filler		
*		*
*	Family low income cutoff.	*
*		*
D S4-POVS	5	1925
Low income cutoff for this subfamily.		
in dollars. Range = 0,30000.		
U All subfamilies		
*		*

DATA	SIZE	BEGIN
* Income aggregates		*
* These aggregates were derived from		*
* income figures that may have been		*
* previously topcoded. For a further		*
* discussion on topcoding, see the		*
* text section "Topcoding of Income		*
* Variables."		*
*		*
D S4TOTINC	8	1930
Total subfamily income for month 4 of the reference period. In dollars. Range = -1500000,1500000.		
U All subfamilies		
D S4-EARN	7	1938
Total subfamily earned income for month 4 of the reference period. In dollars. Range = 0,1500000.		
U All subfamilies		
D S4-PROP	8	1945
Total subfamily property income for month 4 of the reference period. In dollars. Range = -1500000,1500000.		
U All subfamilies		
D S4-TRAN	7	1953
Total subfamily means-tested cash transfers for month 4 of the reference period. In dollars. Range = 0,1500000.		
U All subfamilies		
D S4-OTHER	7	1960
Total 'other' subfamily income for month 4 of the reference period. In dollars. Range = 0,1500000.		
U All subfamilies		
D S4SOCSEC	6	1967
Total subfamily Social Security income for month 4 of the reference period. In dollars. Range = 0,999999.		
U All subfamilies		
D S4-SSI	6	1973
Total subfamily supplemental security income for month 4 of the reference period. In dollars. Range = 0,999999.		
U All subfamilies		

154

FAMILY

DATA	SIZE	BEGIN
D S4-UNEMP	6	1979
Total subfamily unemployment income for month 4 of the reference period. In dollars. Range = 0,999999.		
U All subfamilies		
D S4-VETS	6	1995
Total subfamily veterans payment income for month 4 of the reference period. In dollars. Range = 0,999999.		
U All subfamilies		
D S4-AFDC	6	1991
Total subfamily AFDC income for month 4 of the reference period. In dollars. Range = 0,999999.		
U All subfamilies		
D S4-FDSTP	6	1997
Total subfamily food stamps received for month 4 of the reference period. In dollars. Range = 0,999999.		
U All subfamilies		

PERSON

DATA	SIZE	BEGIN
D PP-RCSEQ	2	2003
Record sequence number within sample unit and record type		
U All sample units		
D PP-WAVE	1	2005
Wave of data collection		
U All persons, including children		
D PP-INTW	1	2006
Person's interview status		
U All persons, including children		
V 0	.Not applicable (children under 15)	
1	.Interview (self)	
2	.Interview (proxy)	
3	.Noninterview - type Z refusal	
4	.Noninterview - type Z other	
D PP-MIS-1	1	2007
Person's interview status - month 1		
U All persons, including children		
V 1	.Interview	
2	.Noninterview	
D PP-MIS-2	1	2008
Person's interview status - month 2		
U All persons, including children		
V 1	.Interview	
2	.Noninterview	
D PP-MIS-3	1	2009
Person's interview status - month 3		
U All persons, including children		
V 1	.Interview	
2	.Noninterview	
D PP-MIS-4	1	2010
Person's interview status - month 4		
U All persons, including children		
V 1	.Interview	
2	.Noninterview	
D PP-MIS-5	1	2011
Person's interview status - interview month		
U All persons, including children		
V 1	.Interview	
2	.Noninterview	

PERSON

DATA	SIZE	BEGIN
D PP-ENTRY	2	2012
Edited entry address ID		
Address ID of the household that this person belonged to at the time this person first became part of the sample		
U All persons, including children		
D PP-PNUM	3	2014
Edited person number		
U All persons, including children		
D FNLWGT-1	10	2017
Weight for the person. Month 1. 4 implied decimals.		
U All persons, including children		
D FNLWGT-2	10	2027
Weight for the person. Month 2. 4 implied decimals.		
U All persons, including children		
D FNLWGT-3	10	2037
Weight for the person. Month 3. 4 implied decimals.		
U All persons, including children		
D FNLWGT-4	10	2047
Weight for the person. Month 4. 4 implied decimals.		
U All persons, including children		
D FNLWGT-5	10	2057
Weight for the person. Interview date. 4 implied decimals.		
U All persons, including children		
*		*
* Demographic characteristics from		*
* previous wave		*
D PW-ADDID	2	2067
Previous wave address ID		
U All persons, including children		
V 00 .Not applicable (Person not in sample previous wave)		
D PW-RRP	1	2067
Previous wave relationship to reference		

DATA SIZE . BEGIN

 person. Preeditd relationship
 to reference person. Control card
 item 198.

U All persons, including children

V 0 .Nonrelative of reference person
 with no own relatives in household

1 .Reference person with relatives
 in household

2 .Reference person with no relatives
 in household

3 .Husband of reference person

4 .Wife of reference person

5 .Own child of reference person

6 .Parent of reference person

7 .Brother/sister of reference person

8 .Other relative of reference
 person

9 .Nonrelative of reference person
 with own relatives in household

D PW-MS 1 2070
 Previous wave marital status

U Persons 15 years old or older

V 0 .Not applicable

1 .Married, spouse present

2 .Married, spouse absent

3 .Widowed

4 .Divorced

5 .Separated

6 .Never married

9 .Not answered

D PW-PNSP 3 2071
 Previous wave person number of spouse

U Persons 15 years old or older

V -09 .Not answered

000 .Not in universe

999 .Not applicable

D PW-PNPT 3 2074
 Previous wave person number of parent

U Persons 15 years old or older

V -09 .Not answered

000 .Not in universe

999 .Not applicable

D PW-POPST 1 2077
 Previous wave population status

U All persons, including children

PERSON

DATA	SIZE	BEGIN
------	------	-------

V 0 .Not applicable

- 1 .Child (under 15 at interview)
- 2 .Adult (15 years of age or older)

D PW-ADDIT 1 2078

Was... living in any of the following places during wave 1 interview month: Armed Forces barracks, outside the U.S.; nonhousehold setting such as correctional institutions; home for the aged; infirm or needy; mental institute; nursing, convalescent or rest home; other home or hospital providing specialized care

U All persons, including children

V 0 .Not in universe

- 1 .Yes
- 2 .No

D PW-INTW 1 2079

Previous wave person's interview status

U All persons, including children

V 0 .Not applicable or not in universe

- 1 .Interview (self)
- 2 .Interview (proxy)
- 3 .Noninterview - type-Z
- 4 .Noninterview - type-Z other

*		*
*	Edited control card section	*
*	(demographics by months 1-4	*
*	and interview month)	*
*		*

D RRP-1 1 2080

Edited relationship to reference person.
Month 1

U All persons, including children

V 0 .Not a sample person this month

- 1 .Household reference person, living with relatives
- 2 .Household reference person living alone or with only nonrelatives (primary individual)
- 3 .Spouse of household reference person
- 4 .Child of household reference person
- 5 .Other relative of household reference person
- 6 .Nonrelative of household reference

DATA SIZE BEGIN

- person but related to others in the household - member of an unrelated sub (secondary) family
- 7 .Nonrelative of household reference person and not related to anyone else in the household (secondary individual)

D RRP-2 1 Z081

Edited relationship to reference person.
Month 2

U All persons, including children

V 0 .Not a sample person this month

1 .Household reference person; living with relatives

2 .Household reference person living alone or with only nonrelatives (primary individual)

3 .Spouse of household reference person

4 .Child of household reference person

5 .Other relative of household reference person

6 .Nonrelative of household reference person but related to others in the household - member of an unrelated sub (secondary) family

7 .Nonrelative of household reference person and not related to anyone else in the household (secondary individual)

D RRP-3 1 Z082

Edited relationship to reference person.
Month 3

U All persons, including children

V 0 .Not a sample person this month

1 .Household reference person; living with relatives

2 .Household reference person living alone or with only nonrelatives (primary individual)

3 .Spouse of household reference person

4 .Child of household reference person

5 .Other relative of household reference person

6 .Nonrelative of household reference person but related to others in the household - member of an unrelated sub (secondary) family

7 .Nonrelative of household reference person and not related to anyone else in the household (secondary individual)

PERSON

DATA	SIZE	BEGIN
D RRP-4	1	2083
Edited relationship to reference person. Month 4		
U All persons, including children		
V 0	.Not a sample person this month	
1	.Household reference person, living with relatives	
2	.Household reference person living alone or with only nonrelatives (primary individual)	
3	.Spouse of household reference person	
4	.Child of household reference person	
5	.Other relative of household reference person	
6	.Nonrelative of household reference person but related to others in the household - member of an unrelated sub (secondary) family	
7	.Nonrelative of household reference person and not related to anyone else in the household (secondary individual)	
D RRP-5	1	2084
Edited relationship to reference person. Interview date		
U All persons, including children		
V 0	.Not a sample person this month	
1	.Household reference person, living with relatives	
2	.Household reference person living alone or with only nonrelatives (primary individual)	
3	.Spouse of household reference person	
4	.Child of household reference person	
5	.Other relative of household reference person	
6	.Nonrelative of household reference person but related to others in the household - member of an unrelated sub (secondary) family	
7	.Nonrelative of household reference person and not related to anyone else in the household (secondary individual)	
D AGE-1	2	2085
Edited and imputed age as of last birthday. Age in years. Month 1		
U All persons, including children		

PERSON

DATA	SIZE	BEGIN
V 00		.Less than 1 full year or not a sample person this month
85		.85 years old or older
D AGE-2	2	2087
		Edited and imputed age as of last birthday. Age in years. Month 2
U		All persons, including children
V 00		.Less than 1 full year or not a sample person this month
85		.85 years old or older
D AGE-3	2	2089
		Edited and imputed age as of last birthday. Age in years. Month 3
U		All persons, including children
V 00		.Less than 1 full year or not a sample person this month
85		.85 years old or older
D AGE-4	2	2091
		Edited and imputed age as of last birthday. Age in year or not a samples. Month 4
U		All persons, including children
V 00		.Less than 1 full year or not a sample person this month
85		.85 years old or older
D AGE-5	2	2093
		Edited and imputed age as of last birthday. Age in year or not a samples. Interview month
U		All persons, including children
V 00		.Less than 1 full year or not a sample person this month
85		.85 years old or older
D SEX	1	2095
		Sex of this person Edited and imputed
U		All persons, including children
V 1		.Male
2		.Female
D RACE	1	2096
		Race of this person Edited and imputed
U		All persons, including children
V 1		.White

PERSON

DATA	SIZE	BEGIN
------	------	-------

- 2 .Black
- 3 .American Indian; Eskimo or Aleut
- 4 .Asian or Pacific Islander

D MS-1	1	2097
--------	---	------

Marital status. Month 1

If a persons marital status changed during any month, the marital status shown is the status maintained for the greatest part of the month - edited and imputed

U Persons 15 years old or older

V 0 .Not a sample person this month

- 1 .Married; spouse present
- 2 .Married; spouse absent
- 3 .Widowed
- 4 .Divorced
- 5 .Separated
- 6 .Never married

D MS-2	1	2098
--------	---	------

Marital status. Month 2

If a persons marital status changed during any month, the marital status shown is the status maintained for the greatest part of the month - edited and imputed

U Persons 15 years old or older

V 0 .Not a sample person this month

- 1 .Married; spouse present
- 2 .Married; spouse absent
- 3 .Widowed
- 4 .Divorced
- 5 .Separated
- 6 .Never married

D MS-3	1	2099
--------	---	------

Marital status. Month 3

If a persons marital status changed during any month, the marital status shown is the status maintained for the greatest part of the month - edited and imputed

U Persons 15 years old or older

V 0 .Not a sample person this month

- 1 .Married; spouse present
- 2 .Married; spouse absent
- 3 .Widowed

DATA	SIZE	BEGIN
4 .Divorced		
5 .Separated		
6 .Never married		
D ME-4	1	2100
Marital status. Month 4		
If a persons marital status changed during any month, the marital status shown is the status maintained for the greatest part of the month - edited and imputed		
U	Persons 15 years old or older	
V 0	.Not a sample person this month	
1	.Married, spouse present	
2	.Married, spouse absent	
3	.Widowed	
4	.Divorced	
5	.Separated	
6	.Never married	
D ME-5	1	2101
Marital status. Interview date		
Edited and imputed		
U	Persons 15 years old or older	
V 0	.Not a sample person this month	
1	.Married, spouse present	
2	.Married, spouse absent	
3	.Widowed	
4	.Divorced	
5	.Separated	
6	.Never married	
D FAMTYP-1	1	2102
Family type to which this person belongs		
Month 1		
U	All persons, including children	
V 0	.Primary family or not in sample this month	
1	.Secondary individual (not a family member)	
2	.Unrelated sub (secondary) family	
3	.Related subfamily	
4	.Primary individual	
D FAMTYP-2	1	2103
Family type to which this person belongs		
Month 2		
U	All persons, including children	
V 0	.Primary family or not in sample	

PERSON

DATA	SIZE	BEGIN
this month		
1		.Secondary individual (not a family member)
2		.Unrelated sub (secondary) family
3		.Related subfamily
4		.Primary individual
D FAMTYP-3	1	2104
		Family type to which this person belongs Month 3.
U		All persons, including children
V 0		.Primary family or not in sample this month
1		.Secondary individual (not a family member)
2		.Unrelated sub (secondary) family
3		.Related subfamily
4		.Primary individual
D FAMTYP-4	1	2105
		Family type to which this person belongs Month 4
U		All persons, including children
V 0		.Primary family or not in sample this month
1		.Secondary individual (not a family member)
2		.Unrelated sub (secondary) family
3		.Related subfamily
4		.Primary individual
D FAMTYP-5	1	2106
		Family type to which this person belongs Interview date
U		All persons, including children
V 0		.Primary family or not in sample this month
1		.Secondary individual (not a family member)
2		.Unrelated sub (secondary) family
3		.Related subfamily
4		.Primary individual
D FAMREL-1	1	2107
		Sub/secondary family relationship code. Month 1
U		All persons, including children
V 0		.Not applicable (person not in related

DATA SIZE BEGIN

- subfamily or unrelated secondary family)
 or not in sample this month
- 1 .Reference person of family
 - 2 .Spouse of family reference person
 - 3 .Child of family reference person
 - 4 .Other relative of family reference person
- D FAMREL-2 1 2108
 Sub/secondary family relationship code.
 Month 2
- U All persons, including children
- V 0 .Not applicable (person not in related
 subfamily or unrelated secondary family)
 or not in sample this month
- 1 .Reference person of family
 - 2 .Spouse of family reference person
 - 3 .Child of family reference person
 - 4 .Other relative of family reference person
- D FAMREL-3 1 2109
 Sub/secondary family relationship code.
 Month 3
- U All persons, including children
- V 0 .Not applicable (person not in related
 subfamily or unrelated secondary family)
 or not in sample this month
- 1 .Reference person of family
 - 2 .Spouse of family reference person
 - 3 .Child of family reference person
 - 4 .Other relative of family reference person
- D FAMREL-4 1 2110
 Sub/secondary family relationship code.
 Month 4
- U All persons, including children
- V 0 .Not applicable (person not in related
 subfamily or unrelated secondary family)
 or not in sample this month
- 1 .Reference person of family
 - 2 .Spouse of family reference person
 - 3 .Child of family reference person
 - 4 .Other relative of family reference person
- D FAMREL-5 1 2111
 Sub/secondary family relationship code.

PERSON

DATA	SIZE	BEGIN
------	------	-------

Interview date

- | | |
|-----|---|
| U | All persons, including children |
| V 0 | .Not applicable (person not in related subfamily or unrelated secondary family) or not in sample this month |
| 1 | .Reference person of family |
| 2 | .Spouse of family reference person |
| 3 | .Child of family reference person |
| 4 | .Other relative of family reference person |
-
- | | | | |
|-----|---|---|------|
| D | FAMNUM-1 | 1 | 2112 |
| | Sub/secondary family number. Month 1. | | |
| | Range = 0,6 | | |
| U | All persons, including children | | |
| V 0 | .Not applicable (person not in related subfamily or unrelated secondary family) or not in sample this month | | |
-
- | | | | |
|-----|---|---|------|
| D | FAMNUM-2 | 1 | 2113 |
| | Sub/secondary family number. Month 2. | | |
| | Range =0,6 | | |
| U | All persons, including children | | |
| V 0 | .Not applicable (person not in related subfamily or unrelated secondary family or not in sample this month) | | |
-
- | | | | |
|-----|---|---|------|
| D | FAMNUM-3 | 1 | 2114 |
| | Sub/secondary family number. Month 3. | | |
| | Range=0,6 | | |
| U | All persons, including children | | |
| V 0 | .Not applicable (person not in related subfamily or unrelated secondary family) or not in sample this month | | |
-
- | | | | |
|-----|---|---|------|
| D | FAMNUM-4 | 1 | 2115 |
| | Sub/secondary family number. Month 4. | | |
| | Range=0,6 | | |
| U | All persons, including children | | |
| V 0 | .Not applicable (person not in related subfamily or unrelated secondary family) or not in sample this month | | |
-
- | | | | |
|-----|---|---|------|
| D | FAMNUM-5 | 1 | 2116 |
| | Sub/secondary family number. Interview date | | |
| | Range = 0,6 | | |
| U | All persons, including children | | |
| V 0 | .Not applicable (person not in related | | |

DATA SIZE BEGIN

subfamily or unrelated secondary family)
or not in sample this month

- D POP-STAT 1 2117
Population status. This field identifies whether or not a person was eligible to be asked a full set of questions, based on his/her age at time of interview.
- U All persons, including children
V 1 .Adult (15 years of age or older)
 2 .Child (under 15 at interview)
- D PNSP-1 3 2118
Person number of spouse. Month 1
- U Persons 15 years old or older
V 000 .Not in sample this month
 999 .Not applicable
- D PNSP-2 3 2121
Person number of spouse. Month 2
- U Persons 15 years old or older
V 000 .Not in sample this month
 999 .Not applicable
- D PNSP-3 3 2124
Person number of spouse. Month 3
- U Persons 15 years old or older
V 000 .Not in sample this month
 999 .Not applicable
- D PNSP-4 3 2127
Person number of spouse. Month 4
- U Persons 15 years old or older
V 000 .Not in sample this month
 999 .Not applicable
- D PNSP-5 3 2130
Person number of spouse. Interview date
- U Persons 15 years old or older
V 000 .Not in sample this month
 999 .Not applicable
- D PNPT-1 3 2133
Person number of parent. Month 1
- U Persons 15 years old or older
V 000 .Not in sample this month
 999 .Not applicable

PERSON

DATA	SIZE	BEGIN
D PNPT-2	3	2136
Person number of parent. Month 2		
U Persons 15 years old or older		
V 000 .Not in sample this month		
999 .Not applicable		
D PNPT-3	3	2139
Person number of parent. Month 3		
U Persons 15 years old or older		
V 000 .Not in sample this month		
999 .Not applicable		
D PNPT-4	3	2142
Person number of parent. Month 4		
U Persons 15 years old or older		
V 000 .Not in sample this month		
999 .Not applicable		
D PNPT-5	3	2145
Person number of parent. Interview date		
U Persons 15 years old or older		
V 000 .Not in sample this month		
999 .Not applicable		
D VETSTAT	1	2148
Did this person ever serve on active duty in the U.S. Armed Forces		
U Persons 15 years old or older		
V 0 .Not applicable (under 15) or not in sample		
1 .Yes		
2 .No		
D HIGRADE	2	2149
What is the highest grade or year of regular school this person attended		
U Persons 15 years old or older		
V 00 .Not applicable if under 15;		
Did not attend or attended only kindergarten		
* 01-08	.Elementary	*
* 09-12	.High school	*
* 21-26	.College	*
D GRD-CMPL	1	2151
Did he/she complete that grade		
U Persons 15 years old or older		

DATA	SIZE	BEGIN
V D .Not applicable if under 15. Did not attend or attended only kindergarten		
1 .Yes		
2 .No		
D ETHNICITY	2	2152
Ethnic origin		
U All persons, including children		
V 01.German		
02.English		
03.Irish		
04.French		
05.Italian		
06.Scottish		
07.Polish		
08.Dutch		
09.Swedish		
10.Norwegian		
11.Russian		
12.Ukrainian		
13.Welsh		
14.Mexican-American		
15.Chicano		
16.Mexican		
17.Puerto Rican		
18.Cuban		
19.Central or South American (Spanish)		
20.Other Spanish		
21.Afro-American (Black or Negro)		
30.Another group not listed		
39.Don't know		
D IN-AR	1	2154
Is this person currently in the Armed Forces		
U Persons 15 years old or older		
V D .Not applicable		
1 .Yes		
2 .No		
*		*
* Preedited control card section		*
*		*
D U-ENTRY	2	2155
Preedited entry address I.D. Control card item 17		
U All persons, including children		

PERSON

DATA	SIZE	BEGIN
D U-PNUM	3	2157
Preeditd person number Control card item 18		
U A:1 persons, including children		
D U-RRP	1	2160
Preeditd relationship to reference person. Control card item 19B		
U A:1 persons, including children		
V 0	.Nonrelative of reference person with no own relatives in HH	
1	.Reference person with relatives in HH	
2	.Reference person with no rel. in HH	
3	.Husband of reference person	
4	.Wife of reference person	
5	.Own child of reference person	
6	.Parent of reference person	
7	.Brother/sister of reference person	
8	.Other relative of reference person	
9	.Nonrelative of reference person with own relatives in HH	
D U-HMEM	1	2161
Preeditd household member status Control card item 20		
U A:1 persons, including children		
V 1	.Yes - current HH member	
2	.No	
*		*
*	The next 8 fields consist of 4 pairs.	
*	The first field in each pair gives	
*	information recorded on the control	
*	card of the household the person left	
*	after the previous wave. The second	
*	field in each pair gives information	
*	repeated on the control card of the	
*	current household.	
*		*
D U-REALFT	2	2162
Preeditd reason for leaving previous wave address. Control card item 23		
U A:1 persons, including children		
V 00	.Not applicable (person did not move or not in sample previous wave) or not answered	
05	.Left - deceased	
06	.Left - institutionalized	

DATA	SIZE	BEGIN
07 .Left - living in Armed Forces barracks		
08 .Left - moved outside of country		
09 .Left - separation or divorce		
10 .Left - person 201 or greater no longer living with a sample person		
11 .Left - other		
99 .Interviewed in previous wave but not in sample		
D U-REAGENT	2	2164
Preeditd reason for entering current address. Control card item 23		
U All persons, including children		
V 00 .Not applicable (person did not move or person no longer in sample) or not answered		
01 .Entered - birth		
02 .Entered - marriage		
03 .Entered - other		
04 .Entered (before sample people)		
12 .Entered merged household		
13 .Reentered household		
D U-MONLFT	2	2166
Preeditd month left previous wave address. Control card item 23. Range = 0,12		
U All persons, including children		
V 00 .Not applicable (person did not move or not in sample previous wave)		
D U-MONENT	2	2168
Preeditd month entered current address. Control card item 23. Range = 0,12		
U All persons, including children.		
V 00 .Not applicable (person did not move or person no longer in sample)		
D U-DAYLFT	2	2170
Preeditd day left previous wave address. Control card item 23. Range = 0,31		
U All persons, including children		
V 00 .Not applicable (person did not move or not in sample previous wave)		
D U-DAYENT	2	2172
Preeditd day entered current address. Control card item 23. Range = 0,31		

172

PERSON

DATA SIZE BEGIN

U All persons, including children
V 00 .Not applicable (person did not move or
person no longer in sample)

D CC-ADLFT 2 2174
Control card address ID of previous wave
U All persons, including children
V 00 .Not applicable (person did not move or
not in sample previous wave)

D CC-ADENT 2 2176
Control card address ID of current wave
U All persons, including children
V 00 .Not applicable (person did not move or
person no longer in sample)

D U-BRTHMN 2 2178
Preeditd month of birth
Control card item 24
U All persons, including children
V -9 .Not answered

D U-BRTHYR 4 2180
Preeditd year of birth.
Control card item 24
U All persons, including children
V -009 .Not answered
1900 .Born 1900 or earlier

D U-PNFT 3 2184
Preeditd person number of parent.
Control card item 25
U Persons 15 years old or older
V -09 .Not answered

D U-MS 1 2187
Preeditd marital status.
Control card item 26A
U Persons 15 years old or older
V 0 .Not applicable
1 .Married - spouse present
2 .Married - spouse absent
3 .Widowed
4 .Divorced
5 .Separated
6 .Never married
9 .Not answered



PERSON

DATA	SIZE	BEGIN
D U-PNSF	3	2182
Preeditd person number of spouse		
Control card item 246		
U Persons 15 years old or older		
V -09	.Not answered	
000	.Not applicable	
D U-PNGD	3	2191
Preeditd person number of designated		
parent or guardian.		
Control card item 27		
U Persons 15 years old or older		
V -09	.Not answered	
000	.Not applicable	
D U-SEX	1	2194
Preeditd sex code.		
Control card item 29		
U All persons; including children		
V 1	.Male	
2	.Female	
9	.Not answered	
D U-RACE	1	2195
Preeditd race code.		
Control card item 29		
U All persons; including children		
V 1	.White	
2	.Black	
3	.American Indian; Eskimo or Aleut	
4	.Asian or Pacific Islander	
5	.Other	
9	.Not answered	
D U-ORIGIN	2	2196
Uneditd ethnic origin code.		
Control card item 30		
U All persons; including children		
V -9	.Not answered	
01	.German	
02	.English	
03	.Irish	
04	.French	
05	.Italian	
06	.Scottish	
07	.Polish	
08	.Dutch	
09	.Swedish	
10	.Norwegian	



PERSON

DATA	SIZE	BEGIN
11 .Russian		
12 .Ukrainian		
13 .Welsh		
14 .Mexican-American		
15 .Chicano		
16 .Mexican		
17 .Puerto Rican		
18 .Cuban		
19 .Central or South American (Spanish speaking)		
20 .Other Spanish		
21 .Afro-American (Black or Negro)		
30 .Another group not listed		
39 .Don't know		
D U-HIGRCE	2	2198
Unedited highest grade of school attended. Control card item 31A		
U Persons 15 years old or older		
V -9 .Not answered		
0 .Not applicable; did not attend, attended only kindergarten		
* 01-08 .Elementary *		
* 09-12 .High school *		
* 21-26 .College *		
* *		
D U-COMPL	1	2200
Was highest grade completed. Unedited - control card item 31B		
U Persons 15 years old or older		
V 0 .Not applicable		
1 .Yes		
2 .No		
9 .Not answered		
D U-VET	1	2201
Unedited veteran status. Control card item 32A		
U Persons 15 years old or older		
V 0 .Not applicable		
1 .Yes		
2 .No		
9 .Not answered		
D U-SRVOTE	1	2202
Unedited period of service. Control card item 32B		



DATA	SIZE	BEGIN
U Persons 15 years old or older		
V 0		.Not applicable
1		.Vietnam era (Aug '64-Apr '75)
2		.Korean conflict (June '50-Jan '55)
3		.World war II (Sept '40-July '47)
4		.World war I (Apr '17-Nov '18)
5		.May 1975 or later
6		.Other service
9		.Not answered
D U-AF	1	2203
		Currently in Armed Forces - unedited control card item 32C
U Persons 15 years old and older		
V 0		.Not applicable
1		.Yes
2		.No
9		.Not answered
D U-SSNCK	1	2204
		Reason Social Security number ('U-SSN') is not provided - unedited control card item 33C
U All persons, including children		
V 0		.Not answered, not applicable
1		.Don't know
2		.Refusal
3		.None
D PREV-ID	9	2205
		Unique scrambled combination of the previous psu, segment, and serial numbers. Applies only to persons in an original sample unit who joined another sample unit.
U All persons, including children		
D PREV-ROT	1	2214
		Rotation in which this person was interviewed before leaving another sample unit and joining this one.
U All persons, including children		
D SC0064	2	2215
		Previous identification entry address ID. Applies only to persons in an original sample unit who joined another sample unit.
U All persons, including children		
V 00		.Not in universe



PERSON

DATA	SIZE	BEGIN
D SC0066	3	2217
Previous identification person number Applies only to persons in an original sample unit who joined another sample unit.		
U All persons, including children		
V 00 .Not in universe		
D HCHANGE1	1	2220
Used to determine if the household in which this person lived changed composition over the 4 reference months or in the 5th month up until date of interview. A change in address is not reflected in this field unless the composition of the group living together changes as a result. The first field is always "1". For each succeeding month the value of the field is the same as for the preceding month if there has been no change in composition. If a change has occurred, the field for the following month is one greater than the field for the preceding month. Month 1. Range = 1		
U All persons, including children		
D HCHANGE2	1	2221
Used to determine if the household in which this person lived changed composition. Month 2. Range = 1,2		
U All persons, including children		
D HCHANGE3	1	2222
Used to determine if the household in which this person lived changed composition. Month 3. Range = 1,3		
U All persons, including children		
D HCHANGE4	1	2223
Used to determine if the household in which this person lived changed composition. Month 4. Range = 1,4		
U All persons, including children		
D HCHANGE5	1	2224
Used to determine if the household in which this person lived changed		



DATA SIZE . BEGIN

composition. Interview date.
Range = 1,5

U All persons, including children

D FCHANGE1 1 2225

Used to determine if the family (or pseudo family) changed in composition from one month to the next.

These fields only relate to primary and unrelated secondary families and to primary and secondary individuals. To determine change in related subfamilies see 'S-CHANGE' below. The values of the fields for the respective months are determined in the same manner as for 'H-CHANGE' above. Month 1. Range = 1

U All persons, including children

D FCHANGE2 1 2226

Used to determine if the family (or pseudo family) changed in composition. Month 2. Range = 1,2

U All persons, including children

D FCHANGE3 1 2227

Used to determine if the family (or pseudo family) changed in composition. Month 3. Range = 1,3

U All persons, including children

D FCHANGE4 1 2228

Used to determine if the family (or pseudo family) changed in composition. Month 4. Range = 1,4

U All persons, including children

D SCHANGE1 1 2229


Used to determine if the related subfamily which includes this person, changed composition from month to month. If, during any month, the person is not a member of a related subfamily, the value of the field for the corresponding month is '0'. For members of subfamilies the values in the fields are derived as in 'H-CHANGE' above. Month 1. Range = 1

U All persons, including children



PERSON

DATA	SIZE	BEGIN
D SCHANG2	1	2230
Used to determine if the related subfamily which includes this person, changed composition. Month 2. Range = 1,2		
U All persons, including children		
D SCHANG3	1	2231
Used to determine if the related subfamily which includes this person, changed composition. Month 3. Range = 1,3		
U All persons, including children		
D SCHANG4	1	2232
Used to determine if the related subfamily which includes this person, changed composition. Month 4. Range = 1,4		
U All persons, including children		
*		*
* Income aggregates by months 1-4 *		
*		*
D PPTOTIN1	2	2233
Total persons income for month 1. In dollars. Range = -1500000,1500000		
U Persons 15 years old or older		
D PPTOTIN2	2	2241
Total persons income for month 2. In dollars. Range = -1500000,1500000		
U Persons 15 years old or older		
D PPTOTIN3	2	2249
Total persons income for month 3. In dollars. Range = -1500000,1500000		
U Persons 15 years old or older		
D PPTOTIN4	2	2257
Total persons income for month 4. In dollars. Range = -1500000,1500000		
U Persons 15 years old or older		
D PP-EARN1	7	2265
Total persons earned income for month 1. In dollars. Range = 0,1500000		
U Persons 15 years old or older		



PERSON

DATA	SIZE	BEGIN
D PP-EARN2	7	2272
Total persons earned income for month 2. In dollars. Range = 0,1500000		
U Persons 15 years old or older		
D PP-EARN3	7	2279
Total persons earned income for month 3. In dollars. Range = 0,1500000		
U Persons 15 years old or older.		
D PP-EARN4	7	2286
Total persons earned income for month 4. In dollars. Range = 0,1500000		
U Persons 15 years old or older		
D PP-PROP1	8	2293
Total property (asset) income for month 1. In dollars. Range = -1500000, 1500000		
U Persons 15 years old or older		
D PP-PROP2	8	2301
Total property (asset) income for month 2. In dollars. Range = -1500000,1500000		
U Persons 15 years old or older		
D PP-PROP3	8	2309
Total property (asset) income for month 3. In dollars. Range = -1500000,1500000		
U Persons 15 years old or older		
D PP-PROP4	8	2317
Total property (asset) income for month 4. In dollars. Range = -1500000,1500000		
U Persons 15 years old or older		
D PP-TRAN1	7	2325
Total persons mean-tested cash transfer for month 1. In dollars. Range = 0,1500000		
U Persons 15 years old or older		
D PP-TRAN2	7	2332
Total persons mean-tested cash transfer for month 2. In dollars. Range = 0,1500000		
U Persons 15 years old or older		




180

PERSON

DATA	SIZE	BEGIN
D PP-TRAN3	7	2339
Total persons mean-tested cash transfer for month 3. In dollars. Range = 0.1500000		
U Persons 15 years old or older		
D PP-TRAN4	7	2346
Total persons mean-tested cash transfer for month 4. In dollars. Range = 0.1500000		
U Persons 15 years old or older		
D PPOTHER1	7	2353
Total persons other income for month 1. In dollars. Range = 0.1500000		
U Persons 15 years old or older		
D PPOTHER2	7	2360
Total persons other income for month 2. In dollars. Range = 0.1500000		
U Persons 15 years old or older		
D PPOTHER3	7	2367
Total persons other income for month 3. In dollars. Range = 0.1500000		
U Persons 15 years old or older		
D PPOTHER4	7	2374
Total persons other income for month 4. In dollars. Range = 0.1500000		
U Persons 15 years old or older		
*		*
* Recipency/asset arrays		*
*		*
D RECIPSUM	75	2381
Income recipency summary.		
There are 75 fields allocated for this summary. Character location is listed beside each field used. Fields not used are zero filled.		
*2381.Social security		
*2382.Railroad retirement		
*2383.Federal Supplemental Security Inc (SS1)		
*2385.State unemployment compensation		
*2386.Supplemental unemployment benefits		
*2387.Other unemployment compensation		



DATA	SIZE	BEGIN
*2388.Veterans compensation or pensions		
*2390.Workers compensation		
*2392.Employer or union temporary sickness policy		
*2393.Payments from a sickness, accident, or disability insurance policy purchased on your own		
*2400.Aid to families with dependent children (AFDC, ADC)		
*2401.General assistance or general relief		
*2403.Foster child care payments		
*2404.Other welfare		
*2405.WIC		
*2407.Food stamps		
*2408.Child support payments		
*2409.Alimony payments		
*2410.Pension from company or union		
*2411.Federal civil service or other Federal civilian employee pensions		
*2412.U.S. military retirement pay		
*2414.State government pensions		
*2415.Local government pensions		
*2416.Income from paid up life insurance policies or annuities		
*2417.Estates and trusts		
*2418.Other payments for retirement, disability or survivor		
*2422.GI bill education benefits		
*2430.Income assistance from a charitable group		
*2431.Money from relatives or friends		
*2432.Lump sum payments		
*2433.Income from roomers or boarders		
*2434.National guard or reserve pay		
*2435.Incidental or casual earnings		
*2436.Other cash income not included elsewhere		
*2455.Recorded for confidentiality (ISS codes 4,9,13,22,33)		
* The possible answers in each field (1-75) are listed below:		
U Persons 15 years old or older		
V 0 .Not applicable		
1 .Yes		
2 .No		
D ASSETSUM	13	2456
Asset ownership summary. There are 13		



PERSON:

DATA	SIZE	BEGIN
------	------	-------

(1-digit) fields defined below.
Character location is listed beside
each field.

*2456.ISS Code 100 - savings accounts
*2457.ISS Code 101 - money market
* accounts
*2458.ISS Code 102 - certificates of
* deposit
*2459.ISS Code 103 - now accounts
*2460.ISS Code 104 - money market funds
*2461.ISS Code 105 - U.S. government
* securities
*2462.ISS Code 106 - municipal or
* corporate bonds
*2463.ISS Code 107 - other interest
* earning assets
*2464.ISS Code 110 - stocks or mutual
* funds
*2465.ISS Code 120 - rental property
*2466.ISS Code 130 - mortgages
*2467.ISS Code 140 - royalties
*2468.ISS Code 150 - other financial
* investments

The possible answers in each field
(1-13) are:

U Persons 15 years old or older

V 0 .Not applicable

1 .Yes

2 .No

* Employment status recode by months *

* 1-4 *

D ESR-1 1 2469

Employment status recode for month
1 of the reference period.

U Persons 15 years old or older

V 0 .Not applicable

1 .With a job entire month, worked all
weeks

2 .With a job entire month, missed one or
more weeks, no time on layoff

3 .With a job entire month, missed one or
more weeks, spent time on layoff

4 .With job one or more weeks, no time
spent looking or on layoff

5 .With job one or more weeks, spent one
or more weeks looking or on layoff

DATA SIZE . BEGIN

- 6 .No job during month; spent entire month looking or on layoff
- 7 .No job during month; spent one or more weeks looking or on layoff
- 8 .No job during month; no time spent looking or on layoff

D ESR-2 1 2470

Employment status recode for month 2 of the reference period.

U Persons 15 years old or older

V .Not applicable

- 1 .With a job entire month; worked all weeks
- 2 .With a job entire month; missed one or more weeks; no time on layoff
- 3 .With a job entire month; missed one or more weeks; spent time on layoff
- 4 .With job one or more weeks; no time spent looking or on layoff
- 5 .With job one or more weeks; spent one or more weeks looking or on layoff
- 6 .No job during month; spent entire month looking or on layoff
- 7 .No job during month; spent one or more weeks looking or on layoff
- 8 .No job during month; no time spent looking or on layoff

D ESR-3 1 2471

Employment status recode for month 3 of the reference period.

U Persons 15 years old or older

V .Not applicable

- 1 .With a job entire month; worked all weeks
- 2 .With a job entire month; missed one or more weeks; no time on layoff
- 3 .With a job entire month; missed one or more weeks; spent time on layoff
- 4 .With job one or more weeks; no time spent looking or on layoff
- 5 .With job one or more weeks; spent one or more weeks looking or on layoff
- 6 .No job during month; spent entire month looking or on layoff
- 7 .No job during month; spent one or more weeks looking or on layoff
- 8 .No job during month; no time spent looking or on layoff

PERSON

DATA	SIZE	BEGIN
D ESR-4	1	2472
Employment status recode for month 4 of the reference period.		
U Persons 15 years old or older		
V 0 .Not applicable		
1 .With a job entire month; worked all weeks		
2 .With a job entire month; missed one or more weeks; no time on layoff		
3 .With a job entire month; missed one or more weeks; spent time on layoff		
4 .With job one or more weeks; no time spent looking		
5 .With job one or more weeks; spent looking or on layoff		
6 .No job during month; spent entire month looking or on layoff+		
7 .No job during month; spent one or more weeks looking or on layoff+		
8 .No job during month; no time spent looking or on layoff+		
*		*
* Recoded labor force and reciprocity		*
* items by months 1-4		*
*		*
D WKSPER1	1	2473
Number of weeks in month 1 of the reference period.		
U Persons 15 years old or older		
V 0 .Not applicable		
4 .Four weeks		
5 .Five weeks		
D WKSPER2	1	2474
Number of weeks in month 2 of the reference period.		
U Persons 15 years old or older		
V 0 .Not applicable		
4 .Four weeks		
5 .Five weeks		
D WKSPER3	1	2475
Number of weeks in month 3 of the reference period.		
U Persons 15 years old or older		
V 0 .Not applicable		
4 .Four weeks		
5 .Five weeks		



DATA	SIZE	BEGIN
D WKSPE4	1	2476
Number of weeks in month 4 of the reference period.		
U Persons 15 years old or older		
V 0	.Not applicable	
4	.Four weeks	
5	.Five weeks	
D WKSJB1	1	2477
Number of weeks with a job or business for month 1 of the reference period.		
U Persons 15 years old or older		
V 0	.0 weeks or not applicable ('have-job' = no)	
1	.1 week	
2	.2 weeks	
3	.3 weeks	
4	.4 weeks	
5	.5 weeks (only applicable for months with 5 weeks)	
D WKSJB2	1	2478
Number of weeks with a job or business for month 2 of the reference period.		
U Persons 15 years old or older		
V 0	.0 weeks or not applicable ('have-job' = no)	
1	.1 week	
2	.2 weeks	
3	.3 weeks	
4	.4 weeks	
5	.5 weeks (only applicable for months with 5 weeks)	
D WKSJB3	1	2479
Number of weeks with a job or business for month 3 of the reference period.		
U Persons 15 years old or older		
V 0	.0 weeks or not applicable ('have-job' = no)	
1	.1 week	
2	.2 weeks	
3	.3 weeks	
4	.4 weeks	
5	.5 weeks (only applicable for months with 5 weeks)	
D WKSJB4	1	2480
Number of weeks with a job or business		

.....

186

PERSON

DATA SIZE BEGIN

for month 4 of the reference period.

U Persons 15 years old or older

V 0 .0 weeks or not applicable

('have-job' = no)

1 .1 week

2 .2 weeks

3 .3 weeks

4 .4 weeks

5 .5 weeks (only applicable for months
with 5 weeks)

D WKWJOB 16 2481 TABLE

Did this person have a job or business
during this week of the reference
period. There are 16 answer fields, one
for each week of the reference period.

U Persons 15 years old or older

V 0 .Not applicable ('have-job' = no)

1 .Yes

2 .No

D WKSJOP1 1 2499

Number of weeks without pay, at a job
or business for month 1 of the
reference period.

U Persons 15 years old or older

V 0 .0 weeks or not applicable

('have-job' = no)

1 .1 week

2 .2 weeks

3 .3 weeks

4 .4 weeks

5 .5 weeks (only applicable for months
with 5 weeks)

D WKSJOP2 1 2500

Number of weeks without pay, at a job
or business for month 2 of the
reference period.

U Persons 15 years old or older

V 0 .0 weeks or not applicable

('have-job' = no)

1 .1 week

2 .2 weeks

3 .3 weeks

4 .4 weeks

5 .5 weeks (only applicable for months
with 5 weeks)

DATA	SIZE	BEGIN	
D WKSJOP3	1	2501	
Number of weeks without pay, at a job or business for month 3 of the reference period.			
U Persons 15 years old or older			
V 0	.0 weeks or not applicable		('have-job' = no)
1	.1 week		
2	.2 weeks		
3	.3 weeks		
4	.4 weeks		
5	.5 weeks (only applicable for months with 5 weeks)		
D WKSJOP4	1	2502	
Number of weeks without pay, at a job or business for month 4 of the reference period.			
U Persons 15 years old or older			
V 0	.0 weeks or not applicable		('have-job' = no)
1	.1 week		
2	.2 weeks		
3	.3 weeks		
4	.4 weeks		
5	.5 weeks (only applicable for months with 5 weeks)		
D WEEKSAB	16	2503	TABLE
Was this person with a job or business but without pay for this week of the reference period. There are 16 answer fields, one for each week of the reference period.			
U Persons 15 years old or older			
V 0	.Not applicable		
1	.Yes		
2	.No		
D WKSLOK1	1	2521	
Number of weeks looking for work or on layoff in month 1 of the reference period.			
U Persons 15 years old or older			
V 0	.None or not applicable		
1	.1 week		
2	.2 weeks		
3	.3 weeks		
4	.4 weeks		

PERSON

DATA	SIZE	BEGIN
------	------	-------

5 .5 weeks (only applicable for months with 5 weeks)

D WKSLOK2	1	2522
-----------	---	------

Number of weeks looking for work or on layoff in month 2 of the reference period.

U Persons 15 years old or older

V 0 .None or not applicable

1 .1 week

2 .2 weeks

3 .3 weeks

4 .4 weeks

5 .5 weeks (only applicable for months with 5 weeks)

D WKSLOK3	1	2523
-----------	---	------

Number of weeks looking for work or on layoff in month 3 of the reference period.

U Persons 15 years old or older

V 0 .None or not applicable

1 .1 week

2 .2 weeks

3 .3 weeks

4 .4 weeks

5 .5 weeks (only applicable for months with 5 weeks)

D WKSLOK4	1	2524
-----------	---	------

Number of weeks looking for work or on layoff in month 4 of the reference period.

U Persons 15 years old or older

V 0 .None or not applicable

1 .1 week

2 .2 weeks

3 .3 weeks


4 .4 weeks

5 .5 weeks (only applicable for months with 5 weeks)

D WEEKS.K	18	2525	TABLE
-----------	----	------	-------

Was this person looking for work or on layoff during this week of the reference period. There are 18 answer fields, one for each week of the reference period.

U Persons 15 years old or older



DATA SIZE . BEGIN

V D .Not applicable

1 .Yes

2 .No

D CARECOV1 1 2543

Is this person covered by medicare for
month 1 of the reference period

U Persons 65 years old or older and
disabled persons 15-64 years old

V D .Not applicable

1 .Yes

2 .No

D CARECOV2 1 2544

Is this person covered by medicare for
month 2 of the reference period

U Persons 65 years old or older and
disabled persons 15-64 years old

V D .Not applicable

1 .Yes

2 .No

D CARECOV3 1 2545

Is this person covered by medicare for
month 3 of the reference period

U Persons 65 years old or older and
disabled persons 15-64 years old

V D .Not applicable

1 .Yes

2 .No

D CARECOV4 1 2546

Is this person covered by medicare for
month 4 of the reference period

U Persons 65 years old or older and
disabled persons 15-64 years old

V D .Not applicable

1 .Yes

2 .No

D MEDICAID 1 2547

Is this person covered by medicaid

U Persons 15 years old or older and
their dependents meeting eligibility
requirements

V D .Not applicable

1 .Yes

2 .No



190


PERSON

DATA	SIZE	BEGIN
D CAIDCOV1	1	2548
Was this person covered by medicaid for month 1 of the reference period		
U Persons 15 years old or older and their dependents meeting eligibility requirements		
V 0 .Not applicable		
1 .Yes		
2 .No		
D CAIDCOV2	1	2549
Was this person covered by medicaid for month 2 of the reference period		
U Persons 15 years old or older and their dependents meeting eligibility requirements		
V 0 .Not applicable		
1 .Yes		
2 .No		
D CAIDCOV3	1	2550
Was this person covered by medicaid for month 3 of the reference period		
U Persons 15 years old or older and their dependents meeting eligibility requirements		
V 0 .Not applicable		
1 .Yes		
2 .No		
D CAIDCOV4	1	2551
Was this person covered by medicaid for month 4 of the reference period		
U Persons 15 years old or older and their dependents meeting eligibility requirements		
V 0 .Not applicable		
1 .Yes		
2 .No		
D WICCOV1	1	2552
Was this person covered by WIC for month 1 of the reference period		
U Persons 15 years old or older and their dependents meeting eligibility requirements		
V 0 .Not applicable		
1 .Yes		
2 .No		



PERSON

DATA	SIZE	BEGIN
D WICCOV2	1	2553
Was this person covered by WIC for month 2 of the reference period		
U Persons 15 years old or older and their dependents meeting eligibility requirements		
V 0 .Not applicable		
1 .Yes		
2 .No		
D WICCOV3	1	2554
Was this person covered by WIC for month 3 of the reference period		
U Persons 15 years old or older and their dependents meeting eligibility requirements		
V 0 .Not applicable		
1 .Yes		
2 .No		
D WICCOV4	1	2555
Was this person covered by WIC for month 4 of the reference period		
U Persons 15 years old or older and their dependents meeting eligibility requirements		
V 0 .Not applicable		
1 .Yes		
2 .No		
D WICVAL1	4	2556
Value of WIC voucher in month 1 of the reference period. The dollar field contains two implied decimals. Range = 0,5000.		
U Persons 15 years old or older and their dependents meeting eligibility requirements		
V 0000 .Not applicable		
D WICVAL2	4	2560
Value of WIC voucher in month 2 of the reference period. The dollar field contains two implied decimals. Range = 0,5000.		
U Persons 15 years old or older and their dependents meeting eligibility requirements		
V 0000 .Not applicable		



192

PERSON

DATA SIZE BEGIN

D WICVAL3 4 2564
Value of WIC voucher in month 3 of the
reference period. The dollar field
contains two implied decimals. Range =
0,5000.

U Persons 15 years old or older and
their dependents meeting eligibility
requirements

V 0000 .Not applicable

D WICVAL4 4 2568
Value of WIC voucher in month 4 of the
reference period. The dollar field
contains two implied decimals. Range =
0,5000.

U Persons 15 years old or older and
their dependents meeting eligibility
requirements

V 0000 .Not applicable

D HIIND 1 2572
Is this person covered by health
insurance

U All persons, including children

V 0 .Not applicable

1 .Yes

2 .No

D HIMNTH1 1 2573
Did this person have health insurance
coverage month 1

U All persons, including children

V 0 .Not applicable

1 .Yes

2 .No

D HIMNTH2 1 2574
Did this person have health insurance
coverage month 2

U All persons, including children

V 0 .Not applicable

1 .Yes

2 .No

D HIMNTH3 1 2575
Did this person have health insurance
coverage month 3

U All persons, including children



PERSON

DATA	SIZE	BEGIN
V 0 .Not applicable		
1 .Yes		
2 .No		
D HIMNTH4	1	2576
Did this person have health insurance coverage month 4		
U All persons, including children		
V 0 .Not applicable		
1 .Yes		
2 .No		
D INCSOURC	20	2577
Income source code (10 answer fields of 2-characters each). Source of income for this person		
U Persons 15 years old or older		
V 0 .Not applicable		
1 .Social security		
2 .Railroad retirement		
3 .Federal supplemental security income		
5 .State unemployment compensation		
6 .Supplemental unemployment benefits		
7 .Other unemployment compensation		
8 .Veterans compensation or pensions		
10 .Workers compensation		
12 .Employer or union temporary sickness policy		
13 .Payments from a sickness, accident, or disability insurance policy purchased on your own		
20 .Aid to families with dependent children (AFDC, ADC)		
21 .General assistance or general relief		
23 .Foster child care payments		
24 .Other welfare		
25 .WIC		
27 .Food stamps		
28 .Child support payments		
29 .Alimony payments		
30 .Pension from company or union		
31 .Federal civil service or other Federal civilian employee pensions		
32 .U.S. military retirement pay		
34 .State government pensions		
35 .Local government pensions		
36 .Income from paid up life insurance policies or annuities		
37 .Estates and trusts		

PERSON

DATA	SIZE	BEGIN
38		
.Other payments for retirement, disability, or survivor		
40		
.GI bill education benefits		
50		
.Income assistance from a charitable group		
51		
.Money from relatives or friends		
52		
.Lump sum payments		
53		
.Income from roomers or boarders		
54		
.National guard or reserve pay		
55		
.Incidental or casual earnings		
56		
.Other cash income not included elsewhere		
75		
.Recoded for confidentiality (ISS codes 4,9,11,22,33)		
D	ASTSOURC	39 2597
Asset source code (13 answer fields of 3-characters each) asset belonging to this person		
U	Persons 15 years old or older	
V	000 .Not applicable	
100	.Regular/passbook savings accounts in a bank; savings and loan or credit union	
101	.Money market deposit accounts	
102	.Certificates of deposit or other savings certificates	
103	.NOW; super NOW; or other interest earning checking accounts	
104	.Money market funds	
105	.U.S. government securities	
106	.Municipal or corporate bonds	
107	.Other interest earning assets	
110	.Stocks or mutual fund shares	
120	.Rental property	
130	.Mortgages	
140	.Royalties	
150	.Other financial investments	
*		*
* The following are coverage recodes. *		
* If this person was covered by pro-		
* gram reciprocity on another question-		
* name, these flags are set. By *		
* months 1-4 *		
* *		
D	VETS1	1 2636
Was this person covered by veterans		

DATA	SIZE	BEGIN
payments during month 1 of the reference period		
U Persons 15 years old or older and their dependents meeting eligibility requirements		
V 0 .Not applicable		
1 .Yes		
2 .No		
D VETS2	1	2637
Was this person covered by veterans payments during month 2 of the reference period		
U Persons 15 years old or older and their dependents meeting eligibility requirements		
V 0 .Not applicable		
1 .Yes		
2 .No		
D VETS3	1	2638
Was this person covered by veterans payments during month 3 of the reference period		
U Persons 15 years old or older and their dependents meeting eligibility requirements		
V 0 .Not applicable		
1 .Yes		
2 .No		
D VETS4	1	2639
Was this person covered by veterans payments during month 4 of the reference period		
U Persons 15 years old or older and their dependents meeting eligibility requirements		
V 0 .Not applicable		
1 .Yes		
2 .No		
D AFDC1	1	2640
Was this person covered by AFDC income during month 1 of the reference period		
U Persons 15 years old or older and their dependents meeting eligibility requirements		
V 0 .Not applicable		

PERSON

DATA SIZE BEGIN

- 1 .Yes
- 2 .No

AFDC2 1 2641
Was this person covered by AFDC income
during month 2 of the reference period
 Persons 15 years old or older and
their dependents meeting eligibility
requirements
 .Not applicable
1 .Yes
2 .No

AFDC3 1 2642
Was this person covered by AFDC income
during month 3 of the reference period
 Persons 15 years old or older and
their dependents meeting eligibility
requirements
 .Not applicable
1 .Yes
2 .No

AFDC4 1 2643
Was this person covered by AFDC income
during month 4 of the reference period
 Persons 15 years old or older and
their dependents meeting eligibility
requirements
 .Not applicable
1 .Yes
2 .No

FOODSTP1 1 2644
Was this person covered by food stamps
during month 1 of the reference period
 Persons 15 years old or older and
their dependents meeting eligibility
requirements
 .Not applicable
1 .Yes
2 .No

FOODSTP2 1 2645
Was this person covered by food stamps
during month 2 of the reference period
 Persons 15 years old or older and
their dependents meeting eligibility

Vertical line on the left side of the page.

PERSON

DATA SIZE . BEGIN

-requirements

V 0 .Not applicable

1 .Yes

2 .No

D FOODSTP3 1 2646

Was this person covered by food stamps
during month 3 of the reference periodU Persons 15 years old or older and
their dependents meeting eligibility
requirements

V 0 .Not applicable

1 .Yes

2 .No

D FOODSTP4 1 2647

Was this person covered by food stamps
during month 4 of the reference periodU Persons 15 years old or older and
their dependents meeting eligibility
requirements

V 0 .Not applicable

1 .Yes

2 .No

D GENASST1 1 2648

Was this person covered by any general
assistance income during month 1 of
the reference periodU Persons 15 years old or older and
their dependents meeting eligibility
requirements

V 0 .Not applicable

1 .Yes

2 .No

D GENASST2 1 2649

Was this person covered by any general
assistance income during month 2 of
the reference periodU Persons 15 years old or older and
their dependents meeting eligibility
requirements

V 0 .Not applicable

1 .Yes

2 .No

D GENASST3 1 2650

Was this person covered by any general



PERSON

DATA	SIZE	BEGIN
------	------	-------

assistance income during month 3 of the reference period

Persons 15 years old or older and their dependents meeting eligibility requirements

0 .Not applicable

1 .Yes

2 .No

GENASST4 1 2651

Was this person covered by any general assistance income during month 4 of the reference period

Persons 15 years old or older and their dependents meeting eligibility requirements

0 .Not applicable

1 .Yes

2 .No

FOSTKID1 1 2652

Was this person covered by any foster child care payments during month 1 of the reference period

All persons, no age limitation

0 .Not applicable

1 .Yes

2 .No

FOSTKID2 1 2653

Was this person covered by any foster child care payments during month 2 of the reference period

All persons, no age limitation

0 .Not applicable

1 .Yes

2 .No

FOSTKID3 1 2654

Was this person covered by any foster child care payments during month 3 of the reference period

All persons, no age limitation

0 .Not applicable

1 .Yes

2 .No

FOSTKID4 1 2655

Was this person covered by any foster



PERSON

DATA SIZE BEGIN

child care payments during month 4 of
the reference period

All persons; no age limitation

.Not applicable

1 .Yes

2 .No

D OTHWELF1 1 2656

Was this person covered by any other
welfare payments during month 1 of
the reference period

Persons 15 years old or older and
their dependents meeting eligibility
requirements

.Not applicable

1 .Yes

2 .No

D OTHWELF2 1 2657

Was this person covered by any other
welfare payments during month 2 of
the reference period

Persons 15 years old or older and
their dependents meeting eligibility
requirements

.Not applicable

1 .Yes

2 .No

D OTHWELF3 1 2658

Was this person covered by any other
welfare payments during month 3 of
the reference period

Persons 15 years old or older and
their dependents meeting eligibility
requirements

.Not applicable

1 .Yes

2 .No

D OTHWELF4 1 2659

Was this person covered by any other
welfare payments during month 4 of
the reference period

Persons 15 years old or older and
their dependents meeting eligibility
requirements

.Not applicable

1 .Yes



200

PERSON

DATA SIZE BEGIN

2 .No

D SOCSEC1 1 2660

Was this person covered by Social Security payments during month 1 of the reference period

U All persons, including children

V 0 .Not applicable

1 .Yes

2 .No

D SOCSEC2 1 2661

Was this person covered by Social Security payments during month 2 of the reference period

U All persons, including children

V 0 .Not applicable

1 .Yes

2 .No

D SOCSEC3 1 2662

Was this person covered by Social Security payments during month 3 of the reference period

U All persons, including children

V 0 .Not applicable

1 .Yes

2 .No

D SOCSEC4 1 2663

Was this person covered by Social Security payments during month 4 of the reference period

U All persons, including children

V 0 .Not applicable

1 .Yes

2 .No

D RAILRD1 1 2664

Was this person covered by railroad retirement payments during month 1 of the reference period

U All persons, including children


V 0 .Not applicable

1 .Yes

2 .No

D RAILRD2 1 2665

Was this person covered by railroad



DATA	SIZE	BEGIN
retirement payments during month 2 of the reference period		
U All persons, including children		
V 0 .Not applicable		
1 .Yes		
2 .No		
D RAILRD3	1	2666
Was this person covered by railroad retirement payments during month 3 of the reference period		
U All persons, including children		
V 0 .Not applicable		
1 .Yes		
2 .No		
D RAILRD4	1	2667
Was this person covered by railroad retirement payments during month 4 of the reference period		
U All persons, including children		
V 0 .Not applicable		
1 .Yes		
2 .No		
*		*
*	Cover page section	*
*		*
D IT7A	1	2668
Preedited ques. item 7A - persons interview status		
U Persons 15 years old or older		
V 0 .Not answered		
1 .Self		
2 .Proxy		
D IT7B	3	2669
Linedited ques. item 7B - person number of proxy. Range = 0,999		
U Persons 15 years old or older		
D IT7C	1	2672
Preedited persons noninterview status ques. item 7C		
U Persons 15 years old or older		
V 0 .Not answered		
1 .Type Z refusal		
2 .Type Z other		



ZGZ

PERSON

DATA	SIZE	BEGIN
D IT8MTM	2	2673
Uncredited month of interview - ques. item 8. Range = 0,12		
U Persons 15 years old or older		
D IT8DAY	2	2675
Uncredited day of interview - ques. item 8. Range = 0,31		
U Persons 15 years old or older		
D IT9B	3	2677
Uncredited total interview time in minutes. ques. item 9B. Range = 0,999		
U Persons 15 years old or older		
D IT10B	3	2680
Uncredited total clerical review time in minutes. Ques. item 10B		
J Persons 15 years old or older		
D IT11B	3	2683
Uncredited total pre-interview time for transcription. Questionnaire item 11B		
J All persons, including children		
D IT12	1	2686
Phone interview. Questionnaire item 12		
U Persons 15 years old or older		
D SC0900	1	2687
Check item N Does ...'s person number begin with a ... (4--Wave 4; 5--Wave 5; 6--Wave 6; 7--Wave 7; etc.)		
U Persons 15 years old or older		
V 0 .Not in universe		
1 .Yes		
2 .No - skip to SC1000		
D SC0901	1	2688
Was ... missed when household members were listed for wave 1		
U Persons 15 years old or older		
V 0 .Not in universe		
1 .Yes - skip to SC1000		
2 .No		



DATA	SIZE	BEGIN
D SC0902	1	2669
Was ... living in any of the kinds of places listed on this card (See SC0904 below for kinds of places)		
U Persons 15 years old or older		
V D .Not in universe		
1 .Yes		
2 .No - skip to SC0906		
D SC0904	1	2690
Which code on this card represents the kind of place ... was living in on reference date		
U Persons 15 years old or older		
V D .Not in universe		
1 .Armed Forces barracks - skip to SC1000		
2 .Outs of the United States - skip to SC1000		
3 .Nonhousehold setting - skip to SC1000		
D SC0906	1	2691
Was ... living alone on reference date		
U Persons 15 years old or older		
V D .Not in universe		
1 .Yes - skip to SC1000		
2 .No		
D SC0908	1	2692
How many people was ... living with on reference date		
U Persons 15 years old or older		
V D .Not in universe		
1 .1 person		
2 .2 people		
3 .3 people		
4 .4 people		
5 .5 people		
6 .6 people		
7 .7 people		
8 .8 people		
9 .9 or more people		



204

PERSON

DATA SIZE BEGIN

D SCQ910 1 2693
Was ... the owner or renter of the
residence where ... was living on
reference date

U Persons 15 years old or older

V 0 .Not in universe

1 .Yes - skip to SC1000

2 .No

D SCQ912 1 2694
How is ... related to the person who
owned or rented the residence where
... was living on reference date

U Persons 15 years old or older

V 0 .Not in universe

1 .Husband

2 .Wife

3 .Own child (son or daughter)

4 .Parent

5 .Brother/sister

6 .Other relative

7 .Nonrelative

* *
* Labor force and recipient *
* section *

D SC1000 1 2695
During the 4-month period did ...
have a job or business, either full
time or part time, even for only a
few days

U Persons 15 years old or older

V 0 .Not in universe

1 .Yes - skip to SC1056

2 .No

D SC1002 1 2696
Did ... spend any time looking for
work or on layoff from a job

U Persons 15 years old or older

V 0 .Not in universe

1 .Yes

2 .No - skip to SC1048

* *
* The next 19 fields (SC1004 through *
* SC1040) are possible answers to *
* the question: *
* *



PERSON

DATA	SIZE	BEGIN
* In which weeks was ... looking for * work or on layoff from a job *		* * *
D SC1004	1	2697
All weeks in reference period		
U Persons 15 years old or older		
V 0	.Not marked as looking or on layoff all weeks in reference period or not in universe based on response to SC1002	
1	.Marked as looking or on layoff all weeks in reference period	
D SC1006	1	2698
1st week		
U Persons 15 years old or older		
V 0	.Not marked as a week looking or on layoff or not in universe based on response to SC1002	
1	.Marked as a week looking or on layoff	
D SC1008	1	2699
2nd week		
U Persons 15 years old or older		
V 0	.Not marked as a week looking or on layoff or not in universe based on response to SC1002	
1	.Marked as a week looking or on layoff	
D SC1010	1	2700
3rd week		
U Persons 15 years old or older		
V 0	.Not marked as a week looking or on layoff or not in universe based on response to SC1002	
1	.Marked as a week looking or on layoff	
D SC1012	1	2701
4th week		
U Persons 15 years old or older		
V 0	.Not marked as a week looking or on layoff or not in universe based on response to SC1002	
1	.Marked as a week looking or on layoff	
D SC1014	1	2702
5th week		

206

PERSON

DATA SIZE BEGIN

U Persons 15 years old or older
V D .Not marked as a week looking or on
layoff or not in universe based on
response to SC1002
1 .Marked as a week looking or on layoff

D SC1016 1 2703
6th week
U Persons 15 years old or older
V D .Not marked as a week looking or on
layoff or not in universe based on
response to SC1002
1 .Marked as a week looking or on layoff

D SC1018 1 2704
7th week
U Persons 15 years old or older
V D .Not marked as a week looking or on
layoff or not in universe based on
response to SC1002
1 .Marked as a week looking or on layoff

D SC1020 1 2705
8th week
U Persons 15 years old or older
V D .Not marked as a week looking or on
layoff or not in universe based on
response to SC1002
1 .Marked as a week looking or on layoff

D SC1022 1 2706
9th week
U Persons 15 years old or older
V D .Not marked as a week looking or on
layoff or not in universe based on
response to SC1002
1 .Marked as a week looking or on layoff

D SC1024 1 2707
10th week
U Persons 15 years old or older
V D .Not marked as a week looking or on
layoff or not in universe based on
response to SC1002
1 .Marked as a week looking or on layoff

D SC1026 1 2708
11th week



DATA	SIZE	BEGIN
U Persons 15 years old or older		
V 0	.Not marked as a week looking or on layoff or not in universe based on response to SC1002	
1	.Marked as a week looking or on layoff	
D SC1028	1	2709
12th week		
U Persons 15 years old or older		
V 0	.Not marked as a week looking or on layoff or not in universe based on response to SC1002	
1	.Marked as a week looking or on layoff	
D SC1030	1	2710
13th week		
U Persons 15 years old or older		
V 0	.Not marked as a week looking or on layoff or not in universe based on response to SC1002	
1	.Marked as a week looking or on layoff	
D SC1032	1	2711
14th week		
U Persons 15 years old or older		
V 0	.Not marked as a week looking or on layoff or not in universe based on response to SC1002	
1	.Marked as a week looking or on layoff	
D SC1034	1	2712
15th week		
U Persons 15 years old or older		
V 0	.Not marked as a week looking or on layoff or not in universe based on response to SC1002	
1	.Marked as a week looking or on layoff	
D SC1036	1	2713
16th week		
U Persons 15 years old or older		
V 0	.Not marked as a week looking or on layoff or not in universe based on response to SC1002	
1	.Marked as a week looking or on layoff	
D SC1038	1	2714
17th week		
U Persons 15 years old or older		

208

PERSON

DATA SIZE BEGIN

V 0 .Not marked as a week looking or on
layoff or not in universe based on
response to SC1002
1 .Marked as a week looking or on layoff+

D SC1040 1 2715
18th week

U Persons 15 years old or older

V 0 .Not marked as a week looking or on
layoff+ or not in universe based on
response to SC1002
1 .Marked as a week looking or on layoff

D SC1042 1 2716
Could ... have taken a job during
any of those weeks

U Persons 15 years old or older

V 0 .Not in universe
1 .Yes - skip to SC1046
2 .No

D SC1044 1 2717
what was the main reason ... could
not take a job during those weeks

U Persons 15 years old or older

V 0 .Not in universe
1 .Already had a job
2 .Temporary illness
3 .School
4 .Other

D SC1046 1 2718
Check Item R1
is the "all" box marked in SC1004

U Persons 15 years old or older

V 0 .Not in universe
1 .Yes - skip to SC1240
2 .No - skip to SC1050

D SC1048 1 2719
Were there any weeks in the 4-month
period when ... wanted a job

U Persons 15 years old or older

V 0 .Not in universe
1 .Yes - skip to SC1052
2 .No - skip to SC1248

D SC1050 1 2720
There were weeks that ... did not

1

DATA	SIZE	BEGIN
work or look for work . Did ... want a job in those weeks		
U Persons 15 years old or older		
V 0 .Not in universe		
1 .Yes		
2 .No - skip to SC1240		
D SC1052	1	2721
Could ... have taken a job in those weeks if one had been offered		
U Persons 15 years old or older		
V 0 .Not in universe		
1 .Yes		
2 .No - skip to SC1240		
D SC1054	2	2722
During the weeks that ... wanted a job but was not looking for one, what was the main reason ... was not looking		
U Persons 15 years old or older		
V -1 .OK - skip to SC1240		
00 .Not in universe		
01 .Believes no work available in line of work or area - skip to SC1240		
02 .Couldn't find any work - skip to SC1240		
03 .Lacks necessary schooling, training, skills, or experience - skip to SC1240		
04 .Employers think too young or too old - skip to SC1240		
05 .Other personal handicap in finding job - skip to SC1240		
06 .Can't arrange child care - skip to SC1240		
07 .Family responsibilities - skip to SC1240		
08 .In school or other training - skip to SC1240		
09 .Ill health, physical disability - skip to SC1240		
10 .Other - skip to SC1240		
D SC1056	1	2724
Did ... have a job or business, either full or part time, during each of the weeks in this period		
U Persons 15 years old or older		
V 0 .Not in universe		
1 .Yes		
2 .No - skip to SC1100 through SC1134		


210

PERSON

DATA	SIZE	BEGIN
D SC1058	1	2725
Was ... absent without pay from ...'s job or business for any full weeks during the 4-month period		
U Persons 15 years old or older		
V 0 .Not in universe		
1 .Yes		
2 .No - skip to SC1230		
*		*
* The next 19 fields (SC1060 through SC1076) are possible answers to the question:		
*		*
* In which weeks was ... absent without pay		
*		*
*		*
D SC1060	1	2726
All weeks in reference period		
U Persons 15 years old or older		
V 0 .Not marked as absent without pay for all weeks in reference period or not in universe based on response to SC1058		
1 .Marked as a week absent without pay		
D SC1062	1	2727
1st week		
U Persons 15 years old or older		
V 0 .Not marked as a week absent without pay or not in universe based on response to SC1058		
1 .Marked as a week absent without pay		
D SC1064	1	2728
2nd week		
U Persons 15 years old or older		
V 0 .Not marked as a week absent without pay or not in universe based on response to SC1058		
1 .Marked as a week absent without pay		
D SC1066	1	2729
3rd week		
U Persons 15 years old or older		
V 0 .Not marked as a week absent without pay or not in universe based on response to SC1058		
1 .Marked as a week absent without pay		



DATA	SIZE	BEGIN
D SC1068	1	2730
4th week		
U Persons 15 years old or older		
V 0 .Not marked as a week absent without pay or not in universe based on response to SC1058		
1 .Marked as a week absent without pay		
D SC1070	1	2731
5th week		
U Persons 15 years old or older		
V 0 .Not marked as a week absent without pay or not in universe based on response to SC1058		
1 .Marked as a week absent without pay		
D SC1072	1	2732
6th week		
U Persons 15 years old or older		
V 0 .Not marked as a week absent without pay or not in universe based on response to SC1058		
1 .Marked as a week absent without pay		
D SC1074	1	2733
7th week		
U Persons 15 years old or older		
V 0 .Not marked as a week absent without pay or not in universe based on response to SC1058		
1 .Marked as a week absent without pay		
D SC1076	1	2734
8th week		
U Persons 15 years old or older		
V 0 .Not marked as a week absent without pay or not in universe based on response to SC1058		
1 .Marked as a week absent without pay		
D SC1078	1	2735
9th week		
U Persons 15 years old or older		
V 0 .Not marked as a week absent without pay or not in universe based on response to SC1058		
1 .Marked as a week absent without pay		
D SC1080	1	2736
10th week		



212

PERSON

DATA SIZE BEGIN

U Persons 15 years old or older
V 0 .Not marked as a week absent without
pay or not in universe based on
response to SC1058
1 .Marked as a week absent without pay

D SC1082 1 2737
11th week
U Persons 15 years old or older
V 0 .Not marked as a week absent without
pay or not in universe based on
response to SC1058
1 .Marked as a week absent without pay

D SC1084 1 2738
17th week
U Persons 15 years old or older
V 0 .Not marked as a week absent without
pay or not in universe based on
response to SC1058
1 .Marked as a week absent without pay

D SC1086 1 2739
13th week
U Persons 15 years old or older
V 0 .Not marked as a week absent without
pay or not in universe based on
response to SC1058
1 .Marked as a week absent without pay

D SC1088 1 2740
14th week
U Persons 15 years old or older
V 0 .Not marked as a week absent without
pay or not in universe based on
response to SC1058
1 .Marked as a week absent without pay

D SC1090 1 2741
15th week
U Persons 15 years old or older
V 0 .Not marked as a week absent without
pay or not in universe based on
response to SC1058
1 .Marked as a week absent without pay

D SC1092 1 2742
16th week



PERSON

DATA	SIZE	BEGIN
U Persons 15 years old or older		
V D .Not marked as a week absent without pay or not in universe based on response to SC1058		
1 .Marked as a week absent without pay		
D SC1094	1	2743
17th week		
U Persons 15 years old or older		
V D .Not marked as a week absent without pay or not in universe based on response to SC1058		
1 .Marked as a week absent without pay		
D SC1096	1	2744
18th week		
U Persons 15 years old or older		
V D .Not marked as a week absent without pay or not in universe based on response to SC1058		
1 .Marked as a week absent without pay		
D SC1096	1	2744
18th week		
U Persons 15 years old or older		
V D .Not marked as a week absent without pay or not in universe based on response to SC1058		
1 .Marked as a week absent without pay		
D SC1095	1	2745
What was the main reason ... was absent from ...'s job or business during those weeks		
U Persons 15 years old or older		
V D .Not in universe		
1 .On layoff - skip to SC1230		
2 .Own illness - skip to SC1230		
3 .On vacation - skip to SC1230		
4 .Bad weather - skip to SC1230		
5 .Labor dispute - skip to SC1230		
6 .New job to begin within 30 days - skip to SC1230		
7 .Other - skip to SC1230		
*		*
* The next 18 fields (SC1100 through SC1134) are possible answers to the question:		
*		*
* In which weeks did ... have a job or business		
*		*
D SC1100	1	2746
1st week		
U Persons 15 years old or older		
V D .Not marked as a week having a job		




PERSON

DATA	SIZE	BEGIN
or business or not in universe based on response to SC1056 1 .Marked as a week having a job or business		
D SC1102	1	2747
2nd week		
U Persons 15 years old or older		
V D .Not marked as a week having a job or business or not in universe based on response to SC1056		
1 .Marked as a week having a job or business		
D SC1104	1	2748
3rd week		
U Persons 15 years old or older		
V D .Not marked as a week having a job or business or not in universe based on response to SC1056		
1 .Marked as a week having a job or business		
D SC1106	1	2749
4th week		
U Persons 15 years old or older		
V D .Not marked as a week having a job or business or not in universe based on response to SC1056		
1 .Marked as a week having a job or business		
D SC1108	1	2750
5th week		
U Persons 15 years old or older		
V D .Not marked as a week having a job or business or not in universe based on response to SC1056		
1 .Marked as a week having a job or business		
D SC1110	1	2751
6th week		
U Persons 15 years old or older		
V D .Not marked as a week having a job or business or not in universe Based on response to SC1056		
1 .Marked as a week having a job or business		



DATA	SIZE	BEGIN
D SC1112 7th week	1	2752
U Persons 15 years old or older		
V 0 .Not marked as a week having a job or business or not in universe based on response to SC1056		
1 .Marked as a week having a job or business		
D SC1114 8th week	1	2753
U Persons 15 years old or older		
V 0 .Not marked as a week having a job or business or not in universe based on response to SC1056		
1 .Marked as a week having a job or business		
D SC1116 9th week	1	2754
U Persons 15 years old or older		
V 0 .Not marked as a week having a job or business or not in universe based on response to SC1056		
1 .Marked as a week having a job or business		
D SC1118 10th week	1	2755
U Persons 15 years old or older		
V 0 .Not marked as a week having a job or business or not in universe based on response to SC1056		
1 .Marked as a week having a job or business		
D SC1120 11th week	1	2756
U Persons 15 years old or older		
V 0 .Not marked as a week having a job or business or not in universe based on response to SC1056		
1 .Marked as a week having a job or business		
D SC1122 12th week	1	2757
U Persons 15 years old or older		
V 0 .Not marked as a week having a job		



216

PERSON

DATA SIZE BEGIN

or business or not in universe
based on response to SC1056

1 .Marked as a week having a job
or business

D SC1124 1 2758

13th week

U Persons 15 years old or older

V D .Not marked as a week having a job
or business or not in universe
based on response to SC1056

1 .Marked as a week having a job
or business

D SC1126 1 2759

14th week

U Persons 15 years old or older

V D .Not marked as a week having a job
or business or not in universe
based on response to SC1056

1 .Marked as a week having a job
or business

D SC1128 1 2760

15th week

U Persons 15 years old or older

V D .Not marked as a week having a job
or business or not in universe
based on response to SC1056

1 .Marked as a week having a job
or business

D SC1130 1 2761

16th week

U Persons 15 years old or older

V D .Not marked as a week having a job
or business or not in universe
based on response to SC1056

1 .Marked as a week having a job
or business

D SC1132 1 2762

17th week

U Persons 15 years old or older

V D .Not marked as a week having a job
or business or not in universe
based on response to SC1056

1 .Marked as a week having a job
or business

Vertical line on the left side of the page.

DATA	SIZE	BEGIN
D SC1134	1	2763
18th week		
U Persons 15 years old or older		
V 0 .Not marked as a week having a job or business or not in universe based on response to SC1056		
1 .Marked as a week having a job or business		
D SC1136	1	2764
Of those weeks that ... had a job or business, was ... absent from work for any full weeks without pay		
U Persons 15 years old or older		
V 0 .Not in universe		
1 .Yes		
2 .No - skip to SC1176		
*		*
* The next 16 fields (SC1138 through SC1172) are possible answers to the question:		
*		*
* In which weeks was ... absent without pay		
*		*
D SC1138	1	2765
1st week		
U Persons 15 years old or older		
V 0 .Not marked as a week absent without pay or not in universe based on response to SC1136		
1 .Marked as a week absent without pay		
D SC1140	1	2766
2nd week		
U Persons 15 years old or older		
V 0 .Not marked as a week absent without pay or not in universe based on response to SC1136		
1 .Marked as a week absent without pay		
D SC1142	1	2767
3rd week		
U Persons 15 years old or older		
V 0 .Not marked as a week absent without pay or not in universe based on response to SC1136		
1 .Marked as a week absent without pay		



PERSON

DATA	SIZE	BEGIN
D SC1144 4th week	1	2768
U Persons 15 years old or older		
V 0 .Not marked as a week absent without pay or not in universe based on response to SC1136		
1 .Marked as a week absent without pay		
D SC1146 5th week	1	2769
U Persons 15 years old or older		
V 0 .Not marked as a week absent without pay or not in universe based on response to SC1136		
1 .Marked as a week absent without pay		
D SC1148 6th week	1	2770
U Persons 15 years old or older		
V 0 .Not marked as a week absent without pay or not in universe based on response to SC1136		
1 .Marked as a week absent without pay		
D SC1150 7th week	1	2771
U Persons 15 years old or older		
V 0 .Not marked as a week absent without pay or not in universe based on response to SC1136		
1 .Marked as a week absent without pay		
D SC1152 8th week	1	2772
U Persons 15 years old or older		
V 0 .Not marked as a week absent without pay or not in universe based on response to SC1136		
1 .Marked as a week absent without pay		
D SC1154 9th week	1	2773
U Persons 15 years old or older		
V 0 .Not marked as a week absent without pay or not in universe based on response to SC1136		
1 .Marked as a week absent without pay		



DATA	SIZE	BEGIN
D SC1156	1	2774
10th week		
U Persons 15 years old or older		
V 0	.Not marked as a week absent without pay or not in universe based on response to SC1136	
1	.Marked as a week absent without pay	
D SC1156	1	2775
11th week		
U Persons 15 years old or older		
V 0	.Not marked as a week absent without pay or not in universe based on response to SC1136	
1	.Marked as a week absent without pay	
D SC1160	1	2776
12th week		
U Persons 15 years old or older		
V 0	.Not marked as a week absent without pay or not in universe based on response to SC1136	
1	.Marked as a week absent without pay	
D SC1162	1	2777
13th week		
U Persons 15 years old or older		
V 0	.Not marked as a week absent without pay or not in universe based on response to SC1136	
1	.Marked as a week absent without pay	
D SC1164	1	2778
14th week		
U Persons 15 years old or older		
V 0	.Not marked as a week absent without pay or not in universe based on response to SC1136	
1	.Marked as a week absent without pay	
D SC1166	1	2779
15th week		
U Persons 15 years old or older		
V 0	.Not marked as a week absent without pay or not in universe based on response to SC1136	
1	.Marked as a week absent without pay	
D SC1168	1	2780
16th week		



PERSON

DATA	SIZE	BEGIN
U Persons 15 years old or older		
V 0		.Not marked as a week absent without pay or not in universe based on response to SC1136
1		.Marked as a week absent without pay
D SC1170	1	2781
17th week		
U Persons 15 years old or older		
V 0		.Not marked as a week absent without pay or not in universe based on response to SC1136
1		.Marked as a week absent without pay
D SC1172	1	2782
18th week		
U Persons 15 years old or older		
V 0		.Not marked as a week absent without pay or not in universe based on response to SC1136
1		.Marked as a week absent without pay
D SC1174	1	2783
What was the main reason ... was absent from ...'s job or business during those weeks		
U Persons 15 years old or older		
V 0		.Not in universe
1		.On layoff
2		.Own illness
3		.On vacation
4		.Bad weather
5		.Labor dispute
6		.New job to begin within 30 days
7		.Other
D SC1176	1	2784
Did ... spend any time looking for work or on layoff		
U Persons 15 years old or older		
V 0		.Not in universe
1		.Yes
2		.No - skip to SC1222
*		*
* The next 19 fields (SC1178 through		
* SC1214) are possible answers to the		
* question:		
*		

Vertical line on the left side of the page.

DATA	SIZE	BEGIN
* In which of these weeks was ...		*
* looking for work or on layoff from		*
* a job		*
*		*
D SC1178	1	2785
All weeks without a job in reference period		
U Persons 15 years old or older		
V 0	.Not marked as looking for work or on layoff from a job for all weeks without a job in reference period or not in universe based on response to SC1176	
1	.Marked as looking for work or on layoff from a job for all weeks without a job in reference period	
D SC1180	1	2786
1st week		
U Persons 15 years old or older		
V 0	.Not marked as a week looking for work or on layoff from a job or not in universe based on response to SC1176	
1	.Marked as a week looking for work or on layoff from a job	
D SC1182	1	2787
2nd week		
U Persons 15 years old or older		
V 0	.Not marked as a week looking for work or on layoff from a job or not in universe based on response to SC1176	
1	.Marked as a week looking for work or on layoff from a job	
D SC1184	1	2788
3rd week		
U Persons 15 years old or older		
V 0	.Not marked as a week looking for work or on layoff from a job or not in universe based on response to SC1176	
1	.Marked as a week looking for work or on layoff from a job	
D SC1186	1	2789
4th week		
U Persons 15 years old or older		
V 0	.Not marked as a week looking for work or on layoff from a job or not in	

ZZZ

PERSON

DATA SIZE BEGIN

 universe based on response to SC1176
1 .Marked as a week looking for work or
on layoff from a job

D SC1158 1 2790

5th week

U Persons 15 years old or older

V D .Not marked as a week looking for work
or on layoff from a job or not in
universe based on response to SC1176

1 .Marked as a week looking for work or
on layoff from a job

D SC1190 1 2791

6th week

U Persons 15 years old or older

V D .Not marked as a week looking for work
or on layoff from a job or not in
universe based on response to SC1176

1 .Marked as a week looking for work or
on layoff from a job

D SC1192 1 2792

7th week

U Persons 15 years old or older

V D .Not marked as a week looking for work
or on layoff from a job or not in
universe based on response to SC1176

1 .Marked as a week looking for work or
on layoff from a job

D SC1194 1 2793

8th week

U Persons 15 years old or older

V D .Not marked as a week looking for work
or on layoff from a job or not in
universe based on response to SC1176

1 .Marked as a week looking for work or
on layoff from a job

D SC1196 1 2794

9th week

U Persons 15 years old or older

V D .Not marked as a week looking for work
or on layoff from a job or not in
universe based on response to SC1176

1 .Marked as a week looking for work or
on layoff from a job



DATA	SIZE	BEGIN
D SC1198	1	2795
10th week		
U Persons 15 years old or older		
V 0 .Not marked as a week looking for work or on layoff from a job or not in universe based on response to SC1176		
1 .Marked as a week looking for work or on layoff from a job		
D SC1200	1	2796
11th week		
U Persons 15 years old or older		
V 0 .Not marked as a week looking for work or on layoff from a job or not in universe based on response to SC1176		
1 .Marked as a week looking for work or on layoff from a job		
D SC1202	1	2797
12th week		
U Persons 15 years old or older		
V 0 .Not marked as a week looking for work or on layoff from a job or not in universe based on response to SC1176		
1 .Marked as a week looking for work or on layoff from a job		
D SC1204	1	2798
13th week		
U Persons 15 years old or older		
V 0 .Not marked as a week looking for work or on layoff from a job or not in universe based on response to SC1176		
1 .Marked as a week looking for work or on layoff from a job		
D SC1206	1	2799
14th week		
U Persons 15 years old or older		
V 0 .Not marked as a week looking for work or on layoff from a job or not in universe based on response to SC1176		
1 .Marked as a week looking for work or on layoff from a job		
D SC1208	1	2800
15th week		
U Persons 15 years old or older		
V 0 .Not marked as a week looking for work		



PERSON

DATA	SIZE	BEGIN
or on layoff from a job or not in universe based on response to SC1176 1 .Marked as a week looking for work or on layoff from a job		
D SC1210	1	2801
16th week		
U Persons 15 years old or older		
V 0 .Not marked as a week looking for work or on layoff from a job or not in universe based on response to SC1176		
1 .Marked as a week looking for work or on layoff from a job		
D SC1212	1	2802
17th week		
U Persons 15 years old or older		
V 0 .Not marked as a week looking for work or on layoff from a job or not in universe based on response to SC1176		
1 .Marked as a week looking for work or on layoff from a job		
D SC1214	1	2803
18th week		
U Persons 15 years old or older		
V 0 .Not marked as a week looking for work or on layoff from a job or not in universe based on response to SC1176		
1 .Marked as a week looking for work or on layoff from a job		
D SC1216	1	2804
Could ... have taken a job during those weeks if one had been offered		
U Persons 15 years old or older		
V 0 .Not in universe		
1 .Yes - skip to SC1220		
2 .No		
D SC1218	1	2805
What was the main reason ... could not take a job during those weeks		
U Persons 15 years old or older		
V 0 .Not in universe		
1 .Already had a job		
2 .Temporary illness		
3 .School		
4 .Other		



DATA	SIZE	BEGIN
D SC1220	1	2806
Check item R2		
Is each week of the 4-month period marked as "with a job or business" or "looking for work or on layoff"		
U Persons 15 years old or older		
V 0 .Not in universe		
1 .Yes - skip to SC1230		
2 .No - skip to SC1224		
D SC1222	1	2807
Did ... want a job in those weeks when ... did not have one		
U Persons 15 years old or older		
V 0 .Not in universe		
1 .Yes - skip to SC1226		
2 .No - skip to SC1230		
D SC1224	1	2808
There were weeks in this period when ... did not have a job and was not looking for a job . Did ... want a job in those weeks		
U Persons 15 years old or older		
V 0 .Not in universe		
1 .Yes		
2 .No - skip to SC1230		
D SC1226	1	2809
Could ... have taken a job during those weeks if one had been offered		
U Persons 15 years old or older		
V 0 .Not in universe		
1 .Yes		
2 .No - skip to SC1230		
D SC122B	2	2810
During the weeks that ... wanted a job but was not looking for one, what was the main reason ... was not looking		
U Persons 15 years old or older		
V 00 .Not in universe		
01 .Believes no work available in line of work or area		
02 .Couldn't find any work		
03 .Lacks necessary schooling, training, skills, or experience		
04 .Employers think too young or		



PERSON

DATA	SIZE	BEGIN
05 .Other personal handicap in finding job		
06 .Can't arrange child care		
07 .Family responsibilities		
08 .In school or other training		
09 .Ill health, physical disability		
10 .Other		
D SC1230	2	2812
In the weeks that ... worked during the 4-month period, how many hours did ... usually work per week		
Range = -9,99		
U Persons 15 years old or older		
V -9 .Not in universe		
00 .None - skip to SC1239		
D SC1232	1	2814
Check item R3		
Did ... usually work 35 or more hours per week		
U Persons 15 years old or older		
V 0 .Not in universe		
1 .Yes		
2 .No - skip to SC1236		
D SC1234	1	2815
Did ... work less than 35 hours in any of the weeks that ... worked during this period		
U Persons 15 years old or older		
V 0 .Not in universe		
1 .Yes		
2 .No - skip to SC1239		
D SC1236	2	2816
In how many weeks did ... work less than 35 hours during this 4-month period. Range = -5,18		
U Persons 15 years old or older		
V -5 .All weeks in reference period		
00 .Not in universe		
D SC1238	1	2818
What was the main reason ... worked less than 35 hours in those weeks		
U Persons 15 years old or older		



DATA	SIZE	BEGIN
V 0 .Not in universe		
1 .Could not find a full-time job		
2 .Wanted to work part-time		
3 .Health condition or disability		
4 .Normal working hours are less than 35 hours		
5 .Slack work or material shortage		
6 .Other		
D SC1239	1	2819
Check item R4		
The response to SC1058 is ...		
U Persons 15 years old or older		
V 0 .Not in universe		
1 .Yes (or blank)		
2 .No - skip to SC1244		
D SC1240	1	2820
During this 4-month period, did ...		
receive any state unemployment compensation payments		
U Persons 15 years old or older		
V 0 .Not in universe		
1 .Yes		
2 .No - skip to SC1244		
D SC1242	1	2821
During this period, did ... also		
receive any supplemental unemployment benefits (sub)		
U Persons 15 years old or older		
V 0 .Not in universe		
1 .Yes		
2 .No		
D SC1244	1	2822
Check item R5		
Is "worked" marked on the ISS list		
U Persons 15 years old or older		
V 0 .Not in universe		
1 .Yes		
2 .No skip to SC1248		
D SC1246	1	2823
During this 4-month period did ...		
receive any worker's compensation for any kind of job-related illness or injury		
U Persons 15 years old or older		



228

PERSON

DATA	SIZE	BEGIN
V 0 .Not in universe 1 .Yes 2 .No		
D SC1248 Check item R6 Was an interview obtained for ... last reference period	1	2824
U Persons 15 years old or older		
V 0 .Not in universe 1 .Yes 2 .No - skip to SC1330		
D SC1250 Check item R7 Are any income types listed in the income roster	1	2825
U Persons 15 years old or older		
V 0 .Not in universe 1 .Yes 2 .No - skip to SC1284		
D SC1251 The last time we obtained information: ... had received ... incomes during (8 months ago) through (5 months ago). Was this information recorded correctly	1	2826
U Persons 15 years old or older		
V 0 .Not in universe 1 .Yes 2 .No		
D SC1252 Income code. Code from Income Source List. See appendix A-1	2	2827
U Persons 15 years old or older		
V 00 .Not in universe		
D SC1254 In this reference period, did... set income from ... (code indicated in SC1252)	1	2829
U Persons 15 years old or older		
V 0 .Not in universe 1 .Yes 2 .No		



PERSON

DATA	SIZE	BEGIN
D SC1255	1	2830
In the previous reference period, did ... get income from ... (code indicated in SC1252)		
U Persons 15 years old or older		
V 0 .Not in universe		
1 .Should not have been listed		
2 .Was not listed; should have been		
D SC1256	2	2831
Income code. Code from Income Source List. See appendix A-1		
U Persons 15 years old or older		
V 00 .Not in universe		
D SC1258	1	2833
In this reference period, did ... get income from ... (code indicated in SC1256)		
U Persons 15 years old or older		
V 0 .Not in universe		
1 .Yes		
2 .No		
D SC1259	1	2834
In the previous reference period, did ... get income from ... (code indicated in SC1256)		
U Persons 15 years old or older		
V 0 .Not in universe		
1 .Should not have been listed		
2 .Was not listed; should have been		
D SC1260	2	2835
Income code. Code from Income Source List. See appendix A-1.		
U Persons 15 years old or older		
V 00 .Not in universe		
D SC1262	1	2837
In this reference period, did ... get income from ... (code indicated in SC1260)		
U Persons 15 years old or older		
V 0 .Not in universe		
1 .Yes		
2 .No		
D SC1263	1	2836
In the previous reference period,		



PERSON

DATA	SIZE	BEGIN
did ... get income from ... (code indicated in SC1260)		
U Persons 15 years old or older		
V 0 .Not in universe		
1 .Should not have been listed		
2 .Was not listed; should have been		
D SC1264	2	2839
Income code. Code from Income Source List. See appendix A-1		
U Persons 15 years old or older		
V 00 .Not in universe		
D SC1266	1	2841
In this reference period, did ... get income from ... (code indicated in SC1264)		
U Persons 15 years old or older		
V 0 .Not in universe		
1 .Yes		
2 .No		
D SC1267	1	2842
In the previous reference period, did ... get income from ... (code indicated in SC1264)		
U Persons 15 years old or older		
V 0 .Not in universe		
1 .Should not have been listed		
2 .Was not listed; should have been		
D SC1268	2	2843
Income code. Code from Income Source List. See appendix A-1		
U Persons 15 years old or older		
V 00 .Not in universe		
D SC1270	1	2845
In this reference period, did ... get income from ... (code indicated in SC1268)		
U Persons 15 years old or older		
V 0 .Not in universe		
1 .Yes		
2 .No		
D SC1271	1	2846
In the previous reference period,		



DATA	SIZE	BEGIN
did ... get income from ... (code indicated in SC1268)		
U Persons 15 years old or older		
V 0 .Not in universe		
1 .Should not have been listed		
2 .Was not listed; should have been		
D SC1272	2	2847
Income code. Code from Income Source List. See appendix A-1		
U Persons 15 years old or older		
V 00 .Not in universe		
D SC1274	1	2649
In this reference period, did ... get income from ... (code indicated in SC1272)		
U Persons 15 years old or older		
V 0 .Not in universe		
1 .Yes		
2 .No		
D SC1275	1	2850
In the previous reference period, did ... get income from ... (code indicated in SC1272)		
U Persons 15 years old or older		
V 0 .Not in universe		
1 .Should not have been listed		
2 .Was not listed; should have been		
D SC1276	2	2851
Income code. Code from Income Source List. See appendix A-1		
U Persons 15 years old or older		
V 00 .Not in universe		
D SC1278	1	2853
In this reference period, did ... get income from ... (code indicated in SC1276)		
U Persons 15 years old or older		
V 0 .Not in universe		
1 .Yes		
2 .No		
D SC1279	1	2854
In the previous reference period, did ... get income from ... (code		



PERSON

DATA	SIZE	BEGIN
indicated in SC1276)		
U Persons 15 years old or older		
V 0 .Not in universe		
1 .Should not have been listed		
2 .Was not listed; should have been		
D SC1280	2	2855
Income code. Code from Income Source List. See appendix A-1		
U Persons 15 years old or older		
V 00 .Not in universe		
D SC1282	1	2857
In this reference period; did ... get income from ... (code indicated in SC1280)		
U Persons 15 years old or older		
V 0 .Not in universe		
1 .Yes		
2 .No		
D SC1283	1	2858
In the previous reference period; did ... get income from ... (code indicated in SC1280)		
U Persons 15 years old or older		
V 0 .Not in universe		
1 .Should not have been listed		
2 .Was not listed; should have been		
D SC1284	1	2859
Did ... get any income from the Federal government		
U Persons 15 years old or older		
V 0 .Not in universe		
1 .Yes		
2 .No - skip to SC1295		
*		*
*	The next 3 fields (SC1286 through	*
*	SC1290) are possible answers to	*
*	the questions:	*
*		*
*	The income that ... received from	*
*	the Federal government was called	*
*	...; anything else (SC1292)	*
*		*
D SC1286	1	2860
Social Security		



PERSON

DATA	SIZE	BEGIN
U Persons 15 years old or older		
V 0	.Not marked as a kind of income or not in universe based on response to SC1284	
1	.Marked as kind of income	
D SC1288	1	2861
Federal Supplemental Security Income (SSI)		
U Persons 15 years old or older		
V 0	.Not marked as a kind of income or not in universe based on response to SC1284	
1	.Marked as kind of income	
D SC1290	1	2862
A serviceman's or widow's pension from the Veteran's Administration (VA)		
U Persons 15 years old or older		
V 0	.Not marked as a kind of income or not in universe based on response to SC1284	
1	.Marked as kind of income	
D SC1292	1	2863
Anything else		
U Persons 15 years old or older		
V 0	.Not marked as a kind of income or not in universe based on response to SC1284	
1	.Marked as kind of income	
D SC1294	2	2864
The income that ... received from the Federal government was called Code from Income Source List. See appendix A-1		
U Persons 15 years old or older		
V 00	.Not in universe	
D SC1296	1	2866
Did ... receive any (other) pension, disability, retirement, or survivor income		
U Persons 15 years old or older		
V 0	.Not in universe	
1	.Yes	
2	.No - skip to SC1324	



PERSON

DATA	SIZE	BEGIN
* * The next 10 fields (SC1298 through * SC1320) are possible answers to * the questions: * * What was the source of this ... * income; anything else (SC1322) *		* * * * * * *
D SC1298	1	2867
U.S. government railroad retirement		
U Persons 15 years old or older		
V 0 .Not marked as a source of income or not in universe based on response to SC1296		
1 .Marked as a source of income		
D SC1302	1	2868
Worker's compensation		
U Persons 15 years old or older		
V 0 .Not marked as a source of income or not in universe based on response to SC1296		
1 .Marked as a source of income		
D SC1304	1	2869
Payments from a sickness, accident or disability insurance policy purchased on your own		
U Persons 15 years old or older		
V 0 .Not marked as a source of income or not in universe based on response to SC1296		
1 .Marked as a source of income		
D SC1306	1	2870
Pension from company or union		
U Persons 15 years old or older		
V 0 .Not marked as a source of income or not in universe based on response to SC1296		
1 .Marked as a source of income		
D SC1308	1	2871
Federal civil service or other Federal civilian employee pension		
U Persons 15 years old or older		
V 0 .Not marked as a source of income		



DATA	SIZE	BEGIN
		or not in universe based on response to SC1296
1		.Marked as a source of income
D SC1310	1	2872
		U.S. military retirement pay (exclude payments from the Veteran's Administration)
U		Persons 15 years old or older
V D		.Not marked as a source of income or not in universe based on response to SC1296
1		.Marked as a source of income
D SC1314	1	2873
		State government pension
U		Persons 15 years old or older
V D		.Not marked as a source of income or not in universe based on response to SC1296
1		.Marked as a source of income
D SC1316	1	2874
		Local government pension
U		Persons 15 years old or older
V D		.Not marked as a source of income or not in universe based on response to SC1296
1		.Marked as a source of income
D SC1318	1	2875
		Income from paid-up life insurance policies or annuities
U		Persons 15 years old or older
V D		.Not marked as a source of income or not in universe based on response to SC1296
1		.Marked as a source of income
D SC1320	1	2876
		Other or don't know
U		Persons 15 years old or older
V D		.Not marked as a source of income or not in universe based on response to SC1296
1		.Marked as a source of income
D SC1322	2	2877
		What was the source of this ...



PERSON

DATA	SIZE	BEGIN
------	------	-------

income; anything else. Code from Income Source List. See appendix A-1.

U Persons 15 years old or older
 V 00 .Not in universe

D SC1324 1 2879

Check item R8
 Is "Medicare" marked for ... on control card item 47

U Persons 15 years old or older
 V 0 .Not in universe
 1 .Yes - skip to SC1474
 2 .No

D SC1326 1 2880

Check item R9
 Is "disabled" marked for ... on control card item 47

U Persons 15 years old or older
 V 0 .Not in universe
 1 .Yes - skip to SC1462
 2 .No

D SC1325 1 2881

Check item R10
 Is ... 65 years of age or over

U Persons 15 years old or older
 V 0 .Not in universe
 1 .Yes - skip to SC1462
 2 .No - skip to SC1474

D SC1330 1 2882

Check item R11
 Is ... a veteran of the U.S. Armed Forces

U Persons 15 years old or older
 V 0 .Not in universe
 1 .Yes
 2 .No - skip to SC1340

D SC1332 2 2883

How long did ... serve on active duty in the Armed Forces

U Veterans of the U.S. Armed Forces
 V -1 .Dk
 00 .Not in universe



PERSON

DATA	SIZE	BEGIN
D1	.Less than 6 months	
D2	.6 to 23 months	
D3	.2 to 19 years	
D4	.20 or more years	
D SC1334	2	2885
	Does ... have a service connected disability	
U	Veterans of the U.S. Armed Forces	
V -1	.Ok	
D0	.Not in universe	
D1	.Yes	
D2	.No - skip to SC1338	
D SC1336	1	2887
	What is ...'s VA percent disability rating	
U	Veterans of the U.S. Armed Forces	
V 0	.Not in universe	
1	.1-10 percent	
2	.11-29 percent	
3	.30-49 percent	
4	.50 percent	
5	.51-89 percent	
6	.90-99 percent	
7	.100 percent	
D SC1338	1	2888
	During this 4-month period did ... receive pension or compensation payments from the veterans administration	
U	Veterans of the U.S. Armed Forces	
V 0	.Not in universe	
1	.Yes	
2	.No	
D SC1340	1	2889
	Check item R12	
	Is ... 18 years of age or over	
U	Persons 15 years old or older	
V 0	.Not in universe	
1	.Yes	
2	.No - skip to SC1386	
D SC1342	1	2890
	During this 4-month period did ... receive any Social Security payments	
U	Persons 18 years old or older	



238

PERSON

DATA	SIZE	BEGIN
V 0 .Not in universe		
1 .Yes		
2 .No - skip to SC1350		
D SC1344	1	2891
Check item R13		
Is ... 65 years of age or over		
U Persons 18 years old or older		
V 0 .Not in universe		
1 .Yes - skip to SC1354		
2 .No		
D SC1346	2	2892
What is the reason ... is getting		
Social Security - is it because ... is		
U Persons 18-64 years old		
V -1 .Ok - skip to SC1354		
00 .Not in universe		
01 .Retired		
02 .Disabled		
03 .Widow(ed) or surviving child		
04 .Spouse or dependent child		
05 .Some other reason - skip to SC1354		
D SC1348	2	2894
Is there another reason ...		
receives Social Security		
U Persons 18-64 years old		
V -1 .Ok - skip to SC1354		
00 .Not in universe		
01 .Retired - skip to SC1354		
02 .Disabled - skip to SC1354		
03 .Widow(ed) or surviving child -		
skip to SC1354		
04 .Spouse or dependent child -		
skip to SC1354		
05 .No other reason - skip to SC1354		
D SC1350	1	2896
Check item R14		
Is ... the designated parent or		
guardian of children under 18 who		
live in this household		
U Persons 18-64 years old		
V 0 .Not in universe		
1 .Yes		
2 .No - skip to SC1354		



PERSON

DATA	SIZE	BEGIN
D SC1352	1	2897
During the 4-month period did ... receive any Social Security payments, especially for ...'s children (under 18)		
U Persons 18-64 years old		
V 0 .Not in universe		
1 .Yes		
2 .No		
D SC1354	1	2898
During this 4-month period did ... receive any supplemental security income (SSI) payments from the U.S. government		
U Persons 18 years old or older		
V 0 .Not in universe		
1 .Yes		
2 .No - skip to SC1358		
G SC1356	1	2899
Check item R15 Is ... 40 years of age or over		
U Persons 18 years old or older		
V 0 .Not in universe		
1 .Yes		
2 .No - skip to SC1386		
D SC1360	1	2900
Has ... ever retired from a job or business		
U Persons 40 years old or older		
V 0 .Not in universe		
1 .Yes		
2 .No - skip to SC1384		
D SC1362	1	2901
During the 4-month period did ... receive any retirement income other than Social Security		
U Persons 40 years old or older		
V 0 .Not in universe		
1 .Yes		
2 .No - skip to SC1382		
*		*
* The next 7 fields (SC1364 through		*
* SC1378) are possible answers to the		*
* questions:		*
*		*
* What kind of retirement incomes;		*



240

PERSON

DATA SIZE BEGIN

- * anything else *
- * *

- D SC1364 1 2902
U.S. government railroad retirement
- U Persons 40 years old or older receiving retirement income
- V 0 .Not marked as a kind of retirement income or not in universe based on response to SC1362
- 1 .Marked as a kind of retirement income

- D SC1366 1 2903
Pension from company or union
- U Persons 40 years old or older receiving retirement income
- V 0 .Not marked as a kind of retirement income or not in universe based on response to SC1362
- 1 .Marked as a kind of retirement income

- D SC1368 1 2904
Federal civil service or other
Federal civilian employee pension
- U Persons 40 years old or older receiving retirement income
- V 0 .Not marked as a kind of retirement income or not in universe based on response to SC1362
- 1 .Marked as a kind of retirement income

- D SC1370 1 2905
U.S. military retirement pay
(exclude payments from the Veterans Administration)
- U Persons 40 years old or older receiving retirement income
- V 0 .Not marked as a kind of retirement income or not in universe based on response to SC1362
- 1 .Marked as a kind of retirement income

- D SC1374 1 2906
State government pension
- U Persons 40 years old or older receiving retirement income
- V 0 .Not marked as a kind of retirement income or not in universe based on



DATA	SIZE	BEGIN
response to SC1362		
1		.Marked as a kind of retirement income
D SC1376	1	2907
Local government pension		
U		Persons 40 years old or older receiving retirement income
V D		.Not marked as a kind of retirement income or not in universe based on response to SC1362
1		.Marked as a kind of retirement income
D SC1378	1	2908
Other or DK		
U		Persons 40 years old or older receiving retirement income
V D		.Not marked as a kind of retirement income or not in universe based on response to SC1362
1		.Marked as a kind of retirement income
D SC1380	2	2909
What kind of retirement income: anything else Codes from Income Source List (1-56) See appendix A-1		
U		Persons 40 years old or older receiving retirement income
V DD		.Not in universe based on response to SC1362
D SC1382	1	2911
During this 4-month period did ... receive any regular income from a paid-up life insurance policy or any other annuities		
U		Persons 40 years old or older receiving retirement income
V D		.Not in universe
1		.Yes
2		.No
D SC1384	1	2912
Check item R16 Is ... 70 years of age or over		
U		Persons 40 years old or older receiving retirement income
V D		.Not in universe
1		.Yes - skip to SC1414
2		.No



PERSON

DATA	SIZE	BEGIN
D SC1386	1	2913
Does ... have a physical, mental, or other health condition which limits the kind or amount of work ... can do		
U Persons 15-69 years old		
V D .Not in universe		
1 .Yes		
2 .No - skip to SC1414		
D SC1388	1	2914
During this 4-month period, did ... receive any income because of ...'s health condition or disability		
U Persons 15-69 years old		
V U .Not in universe		
1 .Yes		
2 .No - skip to SC1414		
*		*
* The next 9 fields (SC1390 through		*
* SC1402 and SC1406 through SC1410)		*
* are possible answers to the		*
* question:		*
*		*
* What kind of income (received		*
* because of ...'s health condition		*
* or disability)		*
*		*
D SC1390	1	2915
U.S. government railroad retirement		
U Persons 15-69 years old with a health condition or disability		
V U .Not marked as a kind of income or not in universe based on response to SC1386		
1 .Marked as a kind of income		
D SC1394	1	2916
Worker's compensation		
U Persons 15-69 years old with a health condition or disability		
V U .Not marked as a kind of income or not in universe based on response to SC1386		
1 .Marked as a kind of income		
D SC1396	1	2917
Payments from a sickness, accident		



DATA	SIZE	BEGIN
<ul style="list-style-type: none"> or disability insurance policy purchased on your own U Persons 15-69 years old with a health condition or disability V 0 .Not marked as a kind of income or not in universe based on response to SC1388 1 .Marked as a kind of income 		
<ul style="list-style-type: none"> D SC1398 1 2918 Pension from company or union U Persons 15-69 years old with a health condition or disability V 0 .Not marked as a kind of income or Not in universe based on response to SC1388 1 .Marked as a kind of income 		
<ul style="list-style-type: none"> D SC1400 1 2919 Federal civil service or other Federal civilian employee pension U Persons 15-69 years old with a health condition or disability V 0 .Not marked as a kind of income or not in universe based on response to SC1388 1 .Marked as a kind of income 		
<ul style="list-style-type: none"> D SC1402 1 2920 U.S. military retirement pay (exclude payments from the Veterans Administration) U Persons 15-69 years old with a health condition or disability V 0 .Not marked as a kind of income or not in universe based on response to SC1388 1 .Marked as a kind of income 		
<ul style="list-style-type: none"> D SC1406 1 2921 State government pension U Persons 15-69 years old with a health condition or disability V 0 .Not marked as a kind of income or not in universe based on response to SC1388 1 .Marked as a kind of income 		
<ul style="list-style-type: none"> D SC1408 1 2922 Local government pension 		



PERSON

DATA	SIZE	BEGIN
U Persons 15-69 years old with a health condition or disability		
V 0 .Not marked as a kind of income or not in universe based on response to SC1385		
1 .Marked as a kind of income		
D SC1410	1	2923
Other or DK		
U Persons 15-69 years old with a health condition or disability		
V 0 .Not marked as a kind of income or not in universe based on response to SC1385		
1 .Marked as a kind of income		
D SC1412	2	2924
what kind of income		
Code from Income Source List (1-56)		
See appendix A-1		
U Persons 15-69 years old with a health condition or disability		
V 00 .Not in universe based on response to SC1386		
D SC1414	1	2926
Check item R17		
What is ...'s marital status		
U Persons 15 years old or older		
V 0 .Not in universe		
1 .Married - skip to SC1419		
2 .Widowed - skip to SC1426		
3 .Divorced		
4 .Separated		
5 .Never married - skip to SC1420		
D SC1416	1	2927
Did ... receive any alimony during the 4-month period		
U Persons 15 years old or older		
V 0 .Not in universe		
1 .Yes - skip to SC1420		
2 .No - skip to SC1420		
D SC1418	1	2926
Has ... ever been widowed or divorced		
U Persons 15 years old or older		
V 0 .Not in universe		



PERSON

DATA	SIZE	BEGIN
1 .Widowed - skip to SC1426		
2 .Divorced		
3 .Both widowed and divorced		
4 .No - skip to SC1458		
D SC1420 1 2929		
Check item R18		
Is ... the designated parent or guardian of children under 16 who live in this household		
U Persons 15 years old or older		
V 0 .Not in universe		
1 .Yes		
2 .No - skip to SC1424		
D SC1422 1 2930		
Did ... receive any child support payments during this 4-month period		
U Persons 15 years old or older		
V 0 .Not in universe		
1 .Yes		
2 .No		
D SC1424 1 2931		
Check item R19		
Is "both widowed and divorced" box marked in SC1418		
U Persons 15 years old or older		
V 0 .Not in universe		
1 .Yes		
2 .No - skip to SC1458		
D SC1426 1 2932		
During this 4-month period, did ... receive any pensions or annuities as a widow(er)		
U Persons 15 years old or older		
V 0 .Not in universe		
1 .Yes		
2 .No - skip to SC1458		
*		*
* The next 10 fields (SC1428 through		*
* SC1450) are possible answers to the		*
* questions:		*
*		*
* What kind of income was this		*
* pensions or annuities received as		*
* a widow(er));		*
* anything else		*
*		*



PERSON

DATA	SIZE	BEGIN
D SC1426	1	2933
U.S. government railroad retirement		
U Widowed persons 15 years old or older		
V 0 .Not marked as a kind of income or not in universe based on response to SC1426		
1 .Marked as a kind of income		
D SC1430	1	2934
Veterans compensation or pension		
U Widowed persons 15 years old or older		
V 0 .Not marked as a kind of income or not in universe based on response to SC1426		
1 .Marked as a kind of income		
D SC1434	1	2935
Pension from company or union		
U Widowed persons 15 years old or older		
V 0 .Not marked as a kind of income or not in universe based on response to SC1426		
1 .Marked as a kind of income		
D SC1436	1	2936
Federal civil service or other Federal civilian employee pension		
U Widowed persons 15 years old or older		
V 0 .Not marked as a kind of income or not in universe based on response to SC1426		
1 .Marked as a kind of income		
D SC1438	1	2937
U.S. military retirement pay (Exclude payments from the Veterans Administration)		
U Widowed persons 15 years old or older		
V 0 .Not marked as a kind of income or not in universe based on response to SC1426		
1 .Marked as a kind of income		
D SC1442	1	2938
State government pension		
U Widowed persons 15 years old or older		
V 0 .Not marked as a kind of income or not in universe based on response		



PERSON

DATA	SIZE	BEGIN
		to SC1426
1		.Marked as a kind of income
D SC1444	1	2939
		Local government pension
U		Widowed persons 15 years old or older
V 0		.Not marked as a kind of income or not in universe based on response to SC1426
1		.Marked as a kind of income
D SC1446	1	2940
		Income from paid up life insurance policies or annuities
U		Widowed persons 15 years old or older
V 0		.Not marked as a kind of income or not in universe based on response to SC1426
1		.Marked as a kind of income
D SC1448	1	2941
		Payments from estate or trust
U		Widowed persons 15 years old or older
V 0		.Not marked as a kind of income or not in universe based on response to SC1426
1		.Marked as a kind of income
D SC1450	1	2942
		Other or DK (income received as widow)
U		Widowed persons 15 years old or older
V 0		.Not marked as a kind of income or not in universe based on response to SC1426
1		.Marked as a kind of income
D SC1452	2	2943
		Income source code for other pension or annuity received as a widow(er)
		Codes from Income Source List (1-56)
		See appendix A-1
U		Widowed persons 15 years old or older
V 00		.Not in universe based on response to SC1426
D SC1454	1	2945
		Check item R20
		Is "veterans compensation or pension" marked in SC1430



PERSON

```

    DATA              SIZE      BEGIN
U Widowed persons 15 years old or older
V 0 .Not in universe
  1 .Yes
  2 .No - skip to SC1458

D SC1456              1        2946
   Die ...'s late husband die while in
   the service or from a service-
   related injury
U Widowed persons 15 years old or older
V 0 .Not in universe
  1 .Yes, in the service
  2 .Yes, from service-related injury
  3 .No

D SC1458              1        2947
   Check item R21
   Is ... 65 years of age or over
U Persons 15 years old or older
V 0 .Not in universe
  1 .Yes - skip to SC1462
  2 .No

D SC1460              1        2948
   Check item R22
   Is ... disabled
U Persons 15-64 years old
V 0 .Not in universe
  1 .Yes
  2 .No - skip to SC1474

D SC1462              1        2949
   Is ... covered by Medicare
U Persons 65 years old or older and
  disabled persons 15-64 years old
V 0 .Not in universe
  1 .Yes
  2 .No - skip to SC1474

*
* The next field (SC1466) contains
* possible answers to the first part
* of the question:
*
* May I see ...'s Medicare card to
* record the claim number and type of
* coverage
*

```



PERSON

DATA	SIZE	BEGIN
D SC1466	2	2950
Last two digits of claim number from Medicare card.		
This field is blank for those persons not covered by Medicare.		
U	Persons 65 years old or older and disabled persons 15-64 years old	
*		*
* The next field (SC1468) is the		*
* answer to the second part of the		*
* question:		*
*		*
* May I see ...'s Medicare card to		*
* record the claim number and type of		*
* coverage		*
*		*
D SC1468	1	2952
U	Persons 65 years old or older and disabled persons 15-64 years old	
V D	.Not in universe	
1	.Hospital only (type A) - skip to SC1474	
2	.Medical only (type B) - skip to SC1474	
3	.Both hospital and medical (type A and B) - skip to SC1474	
4	.Card not available	
D SC1470	1	2953
If I were to call later would you be able to provide ...'s medicare number		
U	Persons 65 years old or older and disabled persons 15-64 years old	
V D	.Not in universe	
1	.Yes	
2	.No	
D SC1472	1	2954
Does ...'s medicare help pay for doctor bills		
U	Persons 65 years old or older and disabled persons 15-64 years old	
V D	.Not in universe	
1	.Yes	
2	.No	
D SC1474	1	2955
Check item R23		
Is ... the designated parent or		



250

PERSON

DATA SIZE BEGIN

guardian of children under 18 who
live in this household

U Persons 15 years old or older

V 0 .Not in universe

1 .Yes - skip to SC1478

2 .No

D SC1476 1 2956

Check item R24

Is ... 18 years of age or over

U Persons 15 years old or older

V 0 .Not in universe

1 .Yes

2 .No - skip to SC1536

D SC1478 1 2957

Check item R25

Is IES code 27 (food stamps)

listed in the income roster

(SC 1252 through SC1263)

U Persons 15 years old or older

V 0 .Not in universe

1 .Yes - skip to 1482

2 .No

D SC1480 1 2958

Was ... authorized to receive food

stamps at any time during the 4 -

month period

U Persons 15 years old or older

V 0 .Not in universe

1 .Yes

2 .No

D SC1482 1 2959

Check item R26

Interview status of ...'s spouse .

U Persons 15 years old or older

V 0 .Not in universe

1 .No spouse in household

2 .Interview for spouse not yet
conducted

3 .Interview for spouse already
conducted - skip to SC1500

D SC1484 1 2960

During the 4-month period, did ...

receive any welfare such as AFDC,



DATA	SIZE	BEGIN
WIC) or general assistance (for ... or ...'s children)		
U Persons 15 years old or older		
V 0 .Not in universe		
1 .Yes		
2 .No - skip to SC1500		
*		*
* The next 5 fields (SC1486 through		*
* SC1496) are possible answers to the		*
* questions:		*
*		*
* What kind of welfare did ...		*
* receive anything else		*
*		*
D SC1456	1	2961
AFDC		
U Persons 15 years old or older and their dependents meeting eligibility requirements		
V 0 .Not marked as a kind of welfare or not in universe based on response to SC1484		
1 .Marked as a kind of welfare		
D SC1488	1	2962
General assistance or general relief		
U Persons 15 years old or older and their dependents meeting eligibility requirements		
V 0 .Not marked as a kind of welfare or not in universe based on response to SC1484		
1 .Marked as a kind of welfare		
D SC1492	1	2963
Foster child care		
U Persons 15 years old or older and their dependents meeting eligibility requirements		
V 0 .Not marked as a kind of welfare or not in universe based on response to SC1484		
1 .Marked as a kind of welfare		
D SC1494	1	2964
WIC		
U Persons 15 years old or older and their dependents meeting eligibility		



PERSON

DATA	SIZE	BEGIN
requirements		
V 0 .Not marked as a kind of welfare or Not in universe based on response to SC1484		
1 .Marked as a kind of welfare		
D SC1496	1	2965
Other or DK		
U Persons 15 years old or older and their dependents meeting eligibility requirements		
V 0 .Not marked as a kind of welfare or not in universe based on response to SC1464		
1 .Marked as a kind of welfare		
D SC1498	2	2966
What kind of welfare did ... receive; anything else. See Appendix A-1 Income Source List (1-56)		
U Persons 15 years old or older and their dependents meeting eligibility requirements		
V 00 .Not in universe		
D SC1500	1	2968
Check item R27 Is "Medicaid" marked for ... on control card item 47		
U Persons 15 years old or older		
V 0 .Not in universe		
1 .Yes - skip to SC1504		
2 .No		
D SC1502	1	2969
During the 4-month period was ... covered by Medicaid or other public assistance program that pays for medical care		
U Persons 15 years old or older and their dependents meeting eligibility requirements		
V 0 .Not in universe		
1 .Yes - skip to SC1506		
2 .No - skip to SC1506		
D SC1504	1	2970
Was ... covered by Medicaid during		



DATA	SIZE	BEGIN
any time during the 4-month period		
U		Persons 15 years old or older and their dependents meeting eligibility requirements
V		0 .Not in universe
		1 .Yes
		2 .No
D	SC1506	1 2971
		Check item R29
		is ... the designated parent or guardian of children under 18 who live in this household
U		Persons 15 years old or older and their dependents meeting eligibility requirements
V		0 .Not in universe
		1 .Yes
		2 .No - skip to SC1524
D	SC1508	1 2972
		Were any of ...'s children under 18 covered by Medicaid
U		Persons 15 years old or older and their dependents meeting eligibility requirements
V		0 .Not in universe
		1 .Yes
		2 .No - skip to SC1524
D	SC1510	2 2973
		How many of ...'s children were covered by Medicaid
U		Persons 15 years old or older and their dependents meeting eligibility requirements
V		-5 .All children (skip to SC1524)
		00 .Not applicable (SC1508 = 2)
		01 .1 child
		02 .2 children
		03 .3 children
		04 .4 children
		05 .5 or more children but not all
*		*
*		* The next 5 fields (SC1512 through
*		* SC1520) are possible answers to the
*		* question:
*		*
*		* Which children were covered
		*



PERSON

DATA	SIZE	BEGIN
------	------	-------

```
*
* Note: No person numbers are listed *
* here if "all" children are indicated *
* in SC1510 *
*
```

D SC1512	3	2975
Person no. = 101-199		

```
U Persons 15 years old or older with
  1 or more but not all of their children
  covered by Medicaid
V 000 .Not in universe
```

D SC1514	3	2978
Person no. = 101-199		

```
U Persons 15 years old or older with
  1 or more but not all of their
  children covered by Medicaid
V 000 .Not in universe
```

D SC1516	3	2981
Person no. = 101-199		

```
U Persons 15 years old or older with
  1 or more but not all of their
  children covered by Medicaid
V 000 .Not in universe
```

D SC1518	3	2984
Person no. = 101-199		

```
U Persons 15 years old or older with
  1 or more but not all of their
  children covered by Medicaid
V 000 .Not in universe
```

D SC1520	3	2987
Person no. = 101-199		

```
U Persons 15 years old or older with
  1 or more but not all of their
  children covered by Medicaid
V 000 .Not in universe
```

D SC1524	1	2990
Check item R29		

```
Was ... or ...'s children covered
  by Medicaid
U Persons 15 years old or older
V 0 .Not in universe
  1 .Yes
  2 .No - skip to SC1536
```



PERSON

DATA	SIZE	BEGIN
D SC1526	1	2991
Was (.../(and)... 's children) covered during the entire 4-month period		
U Persons 15 years old or older and their dependents meeting eligibility requirements		
V 0 .Not in universe		
1 .Yes - ship to SC1536		
2 .No		
*		*
* The next 4 fields (SC1528 through		
* SC1534) are possible answers to the		
* question:		
*		*
* In which months was .../(and)... 's		
* children) covered		
*		*
D SC1528	1	2992
Last month		
U Persons 15 years old or older and their dependents meeting eligibility requirements		
V 0 .Not marked as a month covered or not in universe based on response to SC1526		
1 .Marked as a month covered		
D SC1530	1	2993
2 months ago		
U Persons 15 years old or older and their dependents meeting eligibility requirements		
V 0 .Not marked as a month covered or not in universe based on response to SC1526		
1 .Marked as a month covered		
D SC1532	1	2994
3 months ago		
U Persons 15 years old or older and their dependents meeting eligibility requirements		
V 0 .Not marked as a month covered or not in universe based on response to SC1526		
1 .Marked as a month covered		



PERSON

DATA	SIZE	BEGIN
D SC1534	1	2995
4 months ago		
U Persons 15 years old or older and their dependents meeting eligibility requirements		
V 0 .Not marked as a month covered or not in universe based on response to SC1526		
1 .Marked as a month covered		
D SC1536	1	2996
During the 4-month period: did ... have group or individual health insurance in ...'s own name		
U Persons 15 years old or older		
V 0 .Not in universe		
1 .Yes - skip to SC1538		
2 .No		
D SC1537	1	2997
Was ... covered by a health insurance plan in somebody else's name		
U Persons 15 years old or older		
V 0 .Not in universe		
1 .Yes - skip to SC1568		
2 .No - skip to SC1568		
D SC1538	1	2998
Did ... have this health insurance plan during the entire 4-month period		
U Persons 15 years old or older		
V 0 .Not in universe		
1 .Yes - skip to SC1548		
2 .No		
*		*
* The next 4 fields (SC1540 through SC1546) are possible answers to the question:		
*		*
* In which months (1-4) did ... have the plan		
*		*
D SC1540	1	2999
Last month		
U Persons 15 years old or older		
V 0 .Not marked as a month with the plan or not in universe based		



PERSON

DATA	SIZE	BEGIN
on response to SC1538		
1		.Marked as a month with the plan
D SC1542	1	3000
2 months ago		
U Persons 15 years old or older		
V 0		.Not marked as a month with the plan or not in universe based on response to SC1538
1		.Marked as a month with the plan
D SC1544	1	3001
3 months ago		
U Persons 15 years old or older		
V 0		.Not marked as a month with the plan or not in universe based on response to SC1538
1		.Marked as a month with the plan
D SC1546	1	3002
4 months ago		
U Persons 15 years old or older		
V 0		.Not marked as a month with the plan or not in universe based on response to SC1538
1		.Marked as a month with the plan
D SC1548	1	3003
Did ...have a health plan provided through an employer or union/ (or through a former employer or a pension plan)		
U Persons 15 years old or older		
V 0		.Not in universe
1		.Yes
2		.No - skip to SC1552
D SC1550	1	3004
Did the employer or union (former employer or pension plan) pay for part or all of the cost of this plan		
U Persons 15 years old or older		
V 0		.Not in universe
1		.All
2		.Part
3		.None
D SC1552	1	3005
Was this an individual plan or a		



258

PERSON

DATA SIZE BEGIN

family plan

U Persons 15 years old or older

V 0 .Not in universe

1 .Individual - skip to SC1568

2 .Family

D SC1554 1 3006

Did ...'s health plan cover all the persons living here

U Persons 15 years old or older

V 0 .Not in universe

1 .Yes - skip to SC1585

2 .No

* The next 5 fields (SC1556 through *

* SC1564 are possible answers to the *

* question: *

* *

* Other than ..., which persons in *

* this household were covered by ...'s *

* plan *

* *

* Note: If no one else is covered, *

* SC1556 through SC1564 are "0" and *

* SC1566 = "1" *

D SC1556 3 3007

Person no. = 101-999

U All persons, including children

V 000 .Not in universe

D SC1558 3 3010

Person no. = 101-999

U All persons, including children

V 000 .Not in universe

D SC1560 3 3013

Person no. = 101-999

U All persons, including children

V 000 .Not in universe

D SC1562 3 3016

Person no. = 101-999

U All persons, including children

V 000 .Not in universe

D SC1564 3 3019

Person no. = 101-999

U All persons, including children

V 000 .Not in universe



DATA	SIZE	BEGIN
D SC1566	1	3022
Other than ... which persons in this household were covered by ...'s plan; if this person was covered by a health plan but no one else in the household was covered by that plan; this field is a "1".		
U Persons 15 years old or older		
V 0 .Not in universe; some others covered		
1 .No one else covered		
D SC1568	1	3023
Check item R30		
Is ... the designated parent or guardian of children under 18 who live in this household		
U Persons 15 years old or older		
V 0 .Not in universe		
1 .Yes		
2 .No - skip to SC1588		
D SC1570	2	3024
Check item R31		
Have each of these children already been identified as members of a family health insurance plan		
U Persons 15 years old or older		
V -1 .DK - skip to SC1574 through SC1586		
00 .Not in universe		
01 .Yes		
02 .No - skip to SC1574 through SC1586		
D SC1572	1	3026
I have recorded that all of ...'s children were covered by a health insurance plan - is that correct		
U Persons 15 years old or older		
V 0 .Not in universe		
1 .Yes - skip to SC1588		
2 .No		
D SC1574	2	3027
How many of ...'s children were covered by a health insurance plan		
U Persons 15 years old or older		
V -5 .All children - skip to SC1588		
00 .Not applicable		
01 .1 child		
02 .2 children		
03 .3 children		



PERSON

DATA	SIZE	BEGIN
04 .4 children		
05 .5 or more children but not all		
* The next 5 fields (SC 1576 through SC1584 are possible answers to the question:		
* Are any of (which of) ...'s children were covered by a health insurance plan		
* If no children are covered, SC1576 through SC1584 are "000" and SC1585 = "1"		
D SC1576	3	3029
Person no. = 101-999		
U Children under 18 years old		
V 000 .Not in universe		
D SC1579	3	3032
Person no. = 101-999		
U Children under 18 years old		
V 000 .Not in universe		
D SC1580	3	3035
Person no. = 101-999		
U Children under 18 years old		
V 000 .Not in universe		
D SC1582	3	3038
Person no. = 101-999		
U Children under 18 years old		
V 000 .Not in universe		
D SC1584	3	3041
Person no. = 101-999		
U Children under 18 years old		
V 000 .Not in universe		
D SC1586	1	3044
If this person was covered by a health plan but none of his/her children were covered by that plan this field is "1".		
U Persons 15 years old or older		
V 0 .Not in universe; some children covered		
1 .No children covered		



PERSON

DATA	SIZE	BEGIN
D SC1585	1	3045
Check item R3Z		
Are any assets listed in the asset roster		
U Persons 15 years old or older		
V 0 .Not in universe		
1 .Yes		
2 .No - skip to SC16ZZ		
D SC1589	1	3046
The last time we obtained information: ... has received ... assets during (8 months ago) through (5 months ago), was this information recorded correctly		
U Persons 15 years old or older		
V 0 .Not in universe		
1 .Yes		
2 .No		
D SC1590	3	3047
Asset code		
Code from Income Source List.		
See appendix A-1		
U Persons 15 years old or older		
V 000 .Not in universe		
D SC1592	1	3050
In this reference period, did ... still own (have) ... asset indicated in SC1590		
U Persons 15 years old or older		
V 0 .Not in universe		
1 .Yes		
2 .No		
D SC1593	1	3051
In the previous reference period, did ... still own (have) ... asset indicated in SC1590		
U Persons 15 years old or older		
V 0 .Not in universe		
1 .Should not have been listed		
2 .Was not listed; should have been		
D SC1594	3	3052
Asset code.		
Code from Income Source List		
See appendix A-1		
U Persons 15 years old or older		
V 000 .Not in universe		



262

PERSON

DATA	SIZE	BEGIN
D SC1596	1	3055
In this reference period, did ... still own (have) ... asset indicated in SC1594		
U Persons 15 years old or older		
V 0 .Not in universe		
1 .Yes		
2 .No		
D SC1597	1	3056
In the previous reference period, did ... still own (have) ... asset indicated in SC1594		
U Persons 15 years old or older		
V 0 .Not in universe		
1 .Should not have been listed		
2 .Was not listed; should have been		
D SC1598	3	3057
Asset code		
Code from Income Source List		
See appendix A-1		
U Persons 15 years old or older		
V 000 .Not in universe		
D SC1600	1	3060
In this reference period, did ... still own (have) ... asset indicated in SC1596		
U Persons 15 years old or older		
V 0 .Not in universe		
1 .Yes		
2 .No		
D SC1601	1	3061
In the previous reference period, did ... still own (have) ... asset indicated in SC1598		
U Persons 15 years old or older		
V 0 .Not in universe		
1 .Should not have been listed		
2 .Was not listed; should have been		
D SC1602	3	3062
Asset code		
Code from Income Source List.		
See appendix A-1		
U Persons 15 years old or older		
V 000 .Not in universe		



PERSON

DATA	SIZE	BEGIN
D SC1604	1	3065
In this reference period, did ... still own (have) ... asset indicated in SC1602		
U Persons 15 years old or older		
V 0 .Not in universe		
1 .Yes		
2 .No		
D SC1605	1	3066
In the previous reference period, did ... still own (have) ... asset indicated in SC1602		
U Persons 15 years old or older		
V 0 .Not in universe		
1 .Should not have been listed		
2 .Was not listed; should have been		
D SC1606	3	3067
Asset code		
Code from Income Source List.		
See appendix A-1		
U Persons 15 years old or older		
V 000 .Not in universe		
D SC1608	1	3070
In this reference period, did ... still own (have) ... asset indicated in SC1606		
U Persons 15 years old or older		
V 0 .Not in universe		
1 .Yes		
2 .No		
D SC1609	1	3071
In the previous reference period, did ... still own (have) ... asset indicated in SC1606		
U Persons 15 years old or older		
V 0 .Not in universe		
1 .Should not have been listed		
2 .Was not listed; should have been		
D SC1610	3	3072
Asset code		
Code from Income Source List.		
See appendix A-1.		
U Persons 15 years old or older		
V 000 .Not in universe		



264

PERSON

DATA	SIZE	BEGIN
D SC1612	1	3075
In this reference period, did ... still own (have) ... asset indicated in SC1610		
U Persons 15 years old or older		
V 0 .Not in universe		
1 .Yes		
2 .No		
D SC1613	1	3076
In the previous reference period, did ... still own (have) ... asset indicated in SC1610		
U Persons 15 years old or older		
V 0 .Not in universe		
1 .Should not have been listed		
2 .Was not listed; should have been		
D SC1614	3	3077
Asset code Code from Income Source List. See appendix A-1		
U Persons 15 years old or older		
V 000 .Not in universe		
D SC1616	1	3080
In this reference period, did ... still own (have) ... asset indicated in SC1614		
U Persons 15 years old or older		
V 0 .Not in universe		
1 .Yes		
2 .No		
D SC1617	1	3081
In the previous reference period, did ... still own (have) ... asset indicated in SC1614		
U Persons 15 years old or older		
V 0 .Not in universe		
1 .Should not have been listed		
2 .Was not listed; should have been		
D SC1618	3	3082
Asset code Code from Income Source List. See appendix A-1		
U Persons 15 years old or older		
V 000 .Not in universe		



PERSON

```

DATA          SIZE  - BEGIN
D SC1620      1      3085
    In this reference period, did ...
    still own (have) ... asset indicated
    in SC1618
U Persons 15 years old or older
V 0 .Not in universe
   1 .Yes
   2 .No

D SC1621      1      3086
    In the previous reference period,
    did ... still own (have) ... asset
    indicated in SC1618
U Persons 15 years old or older
V 0 .Not in universe
   1 .Should not have been listed
   2 .Was not listed; should have been

D SC1622      2      3087
    During the 4-month period did ...
    have any (other) kinds of assets
    which earn interest or bring in
    money; such as the ones shown on
    this flashcard
U Persons 15 years old or older
V -1 .OK - skip to SC1656
   -2 .REF. - skip to SC1656
   00 .Not in universe
   01 .Yes
   02 .No - skip to SC1656

*                               *
* The next 14 fields (SC1624 through *
* SC1654) are possible answers to *
* the questions: *
* * *
* Which kinds of these assets did ... *
* own; any others *
* * *

D SC1626      1      3089
    Regular or passbook savings accounts
U Persons 15 years old or older
V 0 .Not marked as a kind of asset
    or not in universe based on
    response to SC1622
   1 .Marked as a kind of asset

D SC1628      1      3090
    Money market accounts

```



PERSON

DATA	SIZE	BEGIN
U Persons 15 years old or older		
V 0 .Not marked as a kind of asset or not in universe based on response to SC1622		
1 .Marked as a kind of asset		
D SC1630	1	3091
Certificates of deposit or other savings certificates		
U Persons 15 years old or older		
V 0 .Not marked as a kind of asset or not in universe based on response to SC1622		
1 .Marked as a kind of asset		
D SC1632	1	3092
NOW, Super NOW, or other interest-earning checking accounts		
U Persons 15 years old or older		
V 0 .Not marked as a kind of asset or not in universe based on response to SC1622		
1 .Marked as a kind of asset		
D SC1636	1	3093
Money market funds		
U Persons 15 years old or older		
V 0 .Not marked as a kind of asset or not in universe based on response to SC1622		
1 .Marked as a kind of asset		
D SC1638	1	3094
U.S. government securities		
U Persons 15 years old or older		
V 0 .Not marked as a kind of asset or not in universe based on response to SC1622		
1 .Marked as a kind of asset		
D SC1640	1	3095
Municipal or corporate bonds		
U Persons 15 years old or older		
V 0 .Not marked as a kind of asset or Not in universe based on response to SC1622		
1 .Marked as a kind of asset		



DATA	SIZE	BEGIN
D SC1642	1	3096
Mortgages		
U Persons 15 years old or older		
V 0 .Not marked as a kind of asset or not in universe based on response to SC1622		
1 .Marked as a kind of asset		
D SC1644	1	3097
U.S. savings bonds (E,EE)		
U Persons 15 years old or older		
V 0 .Not marked as a kind of asset or not in universe based on response to SC1622		
1 .Marked as a kind of asset		
D SC1646	1	3098
Other interest earnings		
U Persons 15 years old or older		
V 0 .Not marked as a kind of asset or not in universe based on response to SC1622		
1 .Marked as a kind of asset		
D SC1648	1	3099
Stocks or mutual fund shares		
U Persons 15 years old or older		
V 0 .Not marked as a kind of asset or not in universe based on response to SC1622		
1 .Marked as a kind of asset		
D SC1650	1	3100
Rental property		
U Persons 15 years old or older		
V 0 .Not marked as a kind of asset or not in universe based on response to SC1622		
1 .Marked as a kind of asset		
D SC1652	1	3101
Royalties		
U Persons 15 years old or older		
V 0 .Not marked as a kind of asset or not in universe based on response to SC1622		
1 .Marked as a kind of asset		
D SC1654	1	3102
Other financial investments		



PERSON

DATA	SIZE	BEGIN
------	------	-------

U Persons 15 years old or older

V 0 .Not marked as a kind of asset or
not in universe based on response
to SC1622

1 .Marked as a kind of asset

D SC1656	1	3103
----------	---	------

Check item R33

Is ... 17 to 49 years of age

U Persons 15 years old or older

V 0 .Not in universe

1 .Yes

2 .No - skip to SC1694

D SC1658	1	3104
----------	---	------

During the past 4 months did ...
attend school beyond the high
school level including a college,
university, or other school

U Persons 17-49 years old

V 0 .Not in universe

1 .Yes

2 .No - skip to SC1694

D SC1660	1	3105
----------	---	------

Were any of ...'s educational
expenses during the past 4 months
paid for by the GI bill; a pell
(BEOG) grant; a guaranteed or
national direct student loan; or
any other type of scholarship or
grant

U Persons 17-49 years old

V 0 .Not in universe

1 .Yes

2 .No - skip to SC1692

* *
* The next 9 fields (SC1662 through *
* SC1678) are possible answers to the *
* question: *
* *
* What kind of educational assistance *
* did ... receive *
* *

D SC1662	1	3106
----------	---	------

GI/VEAP benefits

U Persons 17-49 years old receiving



DATA SIZE BEGIN

educational assistance

V D .Not marked as a kind of educational
assistance or not in universe based
on response to SC1660

1 .Marked as a kind of educational
assistance

D SC1664 1 3107

Pell grant(BEOG)

U Persons 17-49 years old receiving
educational assistance

V D .Not marked as a kind of educational
assistance or not in universe based
on response to SC1660

1 .Marked as a kind of educational
assistance

D SC1666 1 3108

Supplemental educational opportunity
grant(SEOG)

U Persons 17-49 years old receiving
educational assistance

V D .Not marked as a kind of educational
assistance or not in universe based
on response to SC1660

1 .Marked as a kind of educational
assistance

D SC1668 1 3109

Other VA educational assistance
programs

U Persons 17-49 years old receiving
educational assistance

V D .Not marked as a kind of educational
assistance or not in universe based
on response to SC1660

1 .Marked as a kind of educational
assistance

D SC1670 1 3110

Other scholarship, fellowship, or
grant

U Persons 17-49 years old receiving
educational assistance

V D .Not marked as a kind of educational
assistance or not in universe based
on response to SC1660

1 .Marked as a kind of educational
assistance



270

PERSON

DATA	SIZE	BEGIN
D SC1672	1	3111
Employer assistance		
U Persons 17-49 years old receiving educational assistance		
V 0 .Not marked as a kind of educational assistance or not in universe based on response to SC1660		
1 .Marked as a kind of educational assistance		
D SC1674	1	3112
JTPA/CETA training allowance		
U Persons 17-49 years old receiving educational assistance		
V 0 .Not marked as a kind of educational assistance or not in universe based on response to SC1660		
1 .Marked as a kind of educational assistance		
D SC1676	1	3113
Guaranteed student loan (GSL)		
U Persons 17-49 years old receiving educational assistance		
V 0 .Not marked as a kind of educational Assistance or not in universe based on response to SC1660		
1 .Marked as a kind of educational assistance		
D SC1678	1	3114
National direct student loan (NSL)		
U Persons 17-49 years old receiving educational assistance		
V 0 .Not marked as a kind of educational assistance or not in universe based on response to SC1660		
1 .Marked as a kind of educational assistance		
D SC1680	1	3115
What kind of term system does ...'s school use - semester, trimester, quarter, or something else		
U Persons 17-49 years old		
V 0 .Not in universe		
1 .Semester		
2 .Trimester		



PERSON

DATA	SIZE	BEGIN
3 .Quarter		
4 .Other		
D SC1682	4	3116
How much was ...'s total tuition and fees for the (semester/trimester/quarter/school term) Total tuition and fees = 1,3999		
U Persons 17-49 years old		
V 0000 .Not in universe		
4000 .4000 or more assistance		
D PP-FILL1	2	3120
Zero filler		
D SC1684	1	3122
Check item R34		
Is "Bell Grant (BEOG)" marked in SC1664		
U Persons 17-49 years old receiving educational assistance		
V 0 .Not in universe		
1 .Yes		
2 .No - skip to SC1688		
D SC1688	1	3123
Check item R35		
Is SC1666, SC1668, SC1670, or SC1672 marked above		
U Persons 17-49 years old receiving educational assistance		
V 0 .Not in universe		
1 .Yes		
2 .No - skip to SC1692		
D SC1690	4	3124
What was the total amount of ...'s educational assistance for the (semester/trimester/quarter/school term) Total amount = 1,3999		
U Persons 17-49 years old receiving educational assistance		
V 0000 .Not in universe		
4000 .4000 or more assistance		
D PP-FILL2	2	3126
Zero filler		



PERSON

DATA	SIZE	BEGIN
D SC1692	1	3130
Did ... participate in the federally funded work-study program at school at any time during the past 4 months		
U Persons 17-49 years old receiving educational assistance		
V D	.Not in universe	
1	.Yes	
2	.No	
D SC1694	1	3131
Check item R36 What is ...'s marital status		
U Persons 15 years old or older		
V D	.Not in universe	
1	.Married; spouse absent	
2	.Other - skip to SC1698	
D SC1696	1	3132
Is ...'s spouse in the Armed Forces		
U Persons 15 years old or older; married; spouse absent		
V D	.Not in universe	
1	.Yes	
2	.No	
D SC1698	1	3133
Check Item R37 Are any income types, assets, or "worked" or "other educational assistance" marked on the (S5		
U Persons 15 years old or older		
V D	.Not in universe	
1	.Yes	
2	.No - skip to SC1704	
D SC1700	1	3134
During the 4-month period ... received income from ... is that correct		
U Persons 15 years old or older		
V C	.Not in universe	
1	.Yes	
2	.No	
D SC1702	1	3135
Did ... receive income from any		



PERSON

DATA	SIZE	BEGIN
other source such as financial help from someone outside the household; payments from the government or anything else		
U Persons 15 years old or older		
V 0 .Not in universe		
1 .Yes - skip to SC1706 through SC1710		
2 .No - skip to SC1712		
D SC1704	1	3136
Did ... receive income from some source we have not covered		
U Persons 15 years old or older		
V 0 .Not in universe		
1 .Yes		
2 .No		
*		*
* The next 3 fields (SC1706 through		
* SC1710) are possible answers to the		
* questions:		
*		*
* What kind of income did ...		
* receive; anything else		
*		*
D SC1706	3	3137
Code from Income Source List		
See appendix A-1. Range = 0:175.		
U Persons 15 years old or older		
V 000 .Not in universe		
D SC1708	3	3140
Code from Income Source List		
See appendix A-1. Range = 0:175.		
U Persons 15 years old or older		
V 000 .Not in universe		
D SC1710	3	3143
Code from Income Source List		
See appendix A-1. Range = 0:175.		
U Persons 15 years old or older		
V 000 .Not in universe		
D SC1712	1	3146
Check item E1		
Is "worked" marked on ISS		
U Persons 15 years old or older		
V 0 .Not in universe		
1 .Yes		
2 .No - skip to first ISS code		



Z7A

PERSON

DATA	SIZE	BEGIN
D SC1714	1	3147
During the 4-month period was ... working for an employer or was ... self-employed		
U Persons 15 years old or older		
V D		.Not in universe
1		.Worked for employer only
2		.Self-employed only
3		.Both worked for employer and self-employed
D SC1716	1	3148
How many different employers did ... work for during this 4-month period		
U Persons 15 years old or older		
V D		.Not in universe
1		.1 employer
2		.2 employers
3		.3 or more employers
*		*
* Labor force and reciprocity		*
* imputation flags		*
*		*
D PP-IMP01	1	3149
Person imputation flag 01 Imputation flag for field 'SC1002'		
V D		.Not imputed
1		.Imputed
D PP-IMP02	1	3150
Person imputation flag 02 Imputation flag for fields 'SC1004' through 'SC1040'		
V D		.Not imputed
1		.Imputed
D PP-IMP03	1	3151
Person imputation flag 03 Imputation flag for field 'SC1042'		
V D		.Not imputed
1		.Imputed
D PP-IMP04	1	3152
Person imputation flag 04 Imputation flag for field 'SC1044'		
V D		.Not imputed
1		.Imputed



DATA	SIZE	BEGIN
D PP-IMP05	1	3153
Person imputation flag 05		
Imputation flag for field 'SC1048'		
V 0 .Not imputed		
1 .Imputed		
D PP-IMP06	1	3154
Person imputation flag 06		
Imputation flag for field 'SC1050'		
V 0 .Not imputed		
1 .Imputed		
D PP-IMP07	1	3155
Person imputation flag 07		
Imputation flag for field 'SC1052'		
V 0 .Not imputed		
1 .Imputed		
D PP-IMP08	1	3156
Person imputation flag 08		
Imputation flag for field 'SC1054'		
V 0 .Not imputed		
1 .Imputed		
D PP-IMP09	1	3157
Person imputation flag 09		
Imputation flag for field 'SC1056'		
V 0 .Not imputed		
1 .Imputed		
D PP-IMP10	1	3158
Person imputation flag 10		
Imputation flag for field 'SC1058'		
V 0 .Not imputed		
1 .Imputed		
D PP-IMP11	1	3159
Person imputation flag 11		
Imputation flag for fields 'SC1060'		
through 'SC1096'		
V 0 .Not imputed		
1 .Imputed		
D PP-IMP12	1	3160
Person imputation flag 12		
Imputation flag for field 'SC1098'		
V 0 .Not imputed		
1 .Imputed		



PERSON

DATA	SIZE	BEGIN
D PP-IMP13	1	3161
Person imputation flag 13		
Imputation flag for fields 'SC1100'		
through 'SC1134'		
V D .Not imputed		
1 .Imputed		
D PP-IMP14	1	3162
Person imputation flag 14		
Imputation flag for field 'SC1136'		
V D .Not imputed		
1 .Imputed		
D PP-IMP15	1	3163
Person imputation flag 15		
Imputation flag for fields 'SC1136'		
through 'SC1172'		
V D .Not imputed		
1 .Imputed		
D PP-IMP16	1	3164
Person imputation flag 16		
Imputation flag for field 'SC1174'		
V D .Not imputed		
1 .Imputed		
D PP-IMP17	1	3165
Person imputation flag 17		
Imputation flag for field 'SC1176'		
V D .Not imputed		
1 .Imputed		
D PP-IMP18	1	3166
Person imputation flag 18		
Imputation flag for fields 'SC1178'		
through 'SC1214'		
V D .Not imputed		
1 .Imputed		
D PP-IMP19	1	3167
Person imputation flag 19		
Imputation flag for field 'SC1216'		
V D .Not imputed		
1 .Imputed		
D PP-IMP20	1	3168
Person imputation flag 20		
Imputation of 'SC1218'		



DATA	SIZE	BEGIN
V 0 .Not imputed		
1 .Imputed		
D PP-IMP21	1	3169
Person imputation flag 21		
Imputation of 'SC1222'		
V 0 .Not imputed		
1 .Imputed		
D PP-IMP22	1	3170
Person imputation flag 22		
Imputation of 'SC1224'		
V 0 .Not imputed		
1 .Imputed		
D PP-IMP23	1	3171
Person imputation flag 23		
Imputation of 'SC1226'		
V 0 .Not imputed		
1 .Imputed		
D PP-IMP24	1	3172
Person imputation flag 24		
Imputation of 'SC1228'		
V 0 .Not imputed		
1 .Imputed		
D PP-IMP25	1	3173
Person imputation flag 25		
Imputation of 'SC1230'		
V 0 .Not imputed		
1 .Imputed		
D PP-IMP26	1	3174
Person imputation flag 26		
Imputation of 'SC1234'		
V 0 .Not imputed		
1 .Imputed		
D PP-IMP27	1	3175
Person imputation flag 27		
Imputation of 'SC1236'		
V 0 .Not imputed		
1 .Imputed		
D PP-IMP28	1	3176
Person imputation flag 28		
Imputation of 'SC1238'		
V 0 .Not imputed		
1 .Imputed		



PERSON

DATA	SIZE	BEGIN
D PP-IMP29	1	3177
Person imputation flag 29		
Imputation of 'SC1240'		
V 0	.Not imputed	
1	.Imputed	
D PP-IMP30	1	3178
Person imputation flag 30		
Imputation of 'SC1246'		
V 0	.Not imputed	
1	.Imputed	
D PP-IMP31	1	3179
Person Imputation flag 31		
Imputation of 'SC1338'		
V 0	.Not imputed	
1	.Imputed	
D PP-IMP32	1	3180
Person imputation flag 32		
Imputation of 'SC1342'		
V 0	.Not imputed	
1	.Imputed	
D PP-IMP33	1	3181
Person imputation flag 33		
Imputation of 'SC1352'		
V 0	.Not imputed	
1	.Imputed	
D PP-IMP34	1	3182
Person Imputation flag 34		
Imputation of 'SC1354'		
V 0	.Not imputed	
1	.Imputed	
D PP-IMP35	1	3183
Person imputation flag 35		
Imputation of 'SC1360'		
V 0	.Not imputed	
1	.Imputed	
D PP-IMP36	1	3184
Person imputation flag 36		
Imputation of 'SC1362'		
V 0	.Not imputed	
1	.Imputed	



PERSON

DATA	SIZE	BEGIN
D PP-IMP37	1	3185
Person imputation flag 37		
Imputation of 'SC1364' through 'SC1380'		
V 0	.Not imputed	
1	.Imputed	
D PP-IMP38	1	3186
Person imputation flag 38		
Imputation of 'SC1382'		
V 0	.Not imputed	
1	.Imputed	
D PP-IMP39	1	3187
Person imputation flag 39		
Imputation of 'SC1386'		
V 0	.Not imputed	
1	.Imputed	
D PP-IMP40	1	3188
Person imputation flag 40		
Imputation of 'SC1388'		
V 0	.Not imputed	
1	.Imputed	
D PP-IMP41	1	3189
Person imputation flag 41		
Imputation of 'SC1390' through 'SC1412'		
V 0	.Not imputed	
1	.Imputed	
D PP-IMP42	1	3190
Person imputation flag 42		
Imputation of 'SC1416'		
V 0	.Not imputed	
1	.Imputed	
D PP-IMP43	1	3191
Person imputation flag 43		
Imputation of 'SC1418'		
V 0	.Not imputed	
1	.Imputed	
D PP-IMP44	1	3192
Person imputation flag 44		
Imputation of 'SC1422'		
V 0	.Not imputed	
1	.Imputed	
D PP-IMP45	1	3193
Person imputation flag 45		



280

PERSON

DATA	SIZE	BEGIN
Imputation of 'SC1426'		
V 0		.Not imputed
1		.Imputed
D PP-IMP46	1	3194
Person imputation flag 46		
Imputation of 'SC1428' through 'SC1452'		
V 0		.Not imputed
1		.Imputed
D PP-IMP47	1	3195
Person imputation flag 47		
Imputation of 'SC1456'		
V 0		.Not imputed
1		.Imputed
D PP-IMP48	1	3196
Person imputation flag 48		
Imputation of 'SC1462'		
V 0		.Not imputed
1		.Imputed
D PP-IMP49	1	3197
Person imputation flag 49		
Imputation of 'SC1472'		
V 0		.Not imputed
1		.Imputed
D PP-IMP50	1	3198
Person imputation flag 50		
Imputation of 'SC1480'		
V 0		.Not imputed
1		.Imputed
D PP-IMP51	1	3199
Person imputation flag 51		
Imputation of 'SC1484'		
V 0		.Not imputed
1		.Imputed
D PP-IMP52	1	3200
Person imputation flag 52		
Imputation of 'SC1486' through 'SC1498'		
V 0		.Not imputed
1		.Imputed
D PP-IMP53	1	3201
Person imputation flag 53		



DATA	SIZE	BEGIN
Imputation of 'SC1502'		
V 0		.Not imputed
1		.Imputed
D PP-IMP54	1	3202
Person imputation flag 54		
Imputation of 'SC1503'		
V 0		.Not imputed
1		.Imputed
D PP-IMP55	1	3203
Person imputation flag 55		
Imputation of 'SC1526'		
V 0		.Not imputed
1		.Imputed
D PP-IMP56	1	3204
Person imputation flag 56		
Imputation of 'SC1528' through 'SC1534'		
V 0		.Not imputed
1		.Imputed
D PP-IMP57	1	3205
Person imputation flag 57		
Imputation of 'SC1536'		
V 0		.Not imputed
1		.Imputed
D PP-IMP58	1	3206
Person imputation flag 58		
Imputation of 'SC1537'		
V 0		.Not imputed
1		.Imputed
D PP-IMP59	1	3207
Person imputation flag 59		
Imputation of 'SC1538'		
V 0		.Not imputed
1		.Imputed
D PP-IMP60	1	3208
Person imputation flag 60		
Imputation of 'SC1540' through 'SC1546'		
V 0		.Not imputed
1		.Imputed
D PP-IMP61	1	3209
Person imputation flag 61		
Imputation of 'SC1548'		



282

PERSON

	DATA	SIZE	BEGIN
V	0 .Not imputed		
	1 .Imputed		
D	PP-IMP62	1	3210
	Person imputation flag 62		
	Imputation of 'SC1550'		
V	0 .Not imputed		
	1 .Imputed		
D	PP-IMP63	1	3211
	Person imputation flag 63		
	Imputation of 'SC1552'		
V	0 .Not imputed		
	1 .Imputed		
D	PP-IMP75	1	3212
	Person imputation flag 75		
	Imputation of 'SC1658'		
V	0 .Not imputed		
	1 .Imputed		
D	PP-IMP76	1	3213
	Person Imputation flag 76		
	Imputation of 'SC1660'		
V	0 .Not Imputed		
	1 .Imputed		
D	PP-IMP77	1	3214
	Person imputation flag 77		
	Imputation of 'SC1662' through 'SC1678'		
V	0 .Not imputed		
	1 .Imputed		
D	PP-IMP78	1	3215
	Person Imputation flag 78		
	Imputation of 'SC1680'		
V	0 .Not imputed		
	1 .Imputed		
D	PP-IMP79	1	3216
	Person imputation flag 79		
	Imputation of 'SC1682'		
V	0 .Not imputed		
	1 .Imputed		
D	PP-IMP80	1	3217
	Person imputation flag 80		
	Imputation of 'SC1686'		



DATA	SIZE	BEGIN
V 0 .Not imputed 1 .Imputed		
D PP-IMP81 Person imputation flag 81 Imputation of 'SC1690'	1	3218
V 0 .Not imputed 1 .Imputed		
D PP-IMP82 Person imputation flag 82 Imputation of 'SC1692'	1	3219
V 0 .Not imputed 1 .Imputed		
D PP-IMP83 Person imputation flag 83 Imputation of 'SC1696'	1	3220
V 0 .Not imputed 1 .Imputed		
D PP-IMP84 Person imputation flag 84 Imputation of 'SC0902'	1	3221
V 0 .Not imputed 1 .Imputed		
D PP-IMP85 Person imputation flag 85 Imputation of 'SC1254'	1	3222
V 0 .Not imputed 1 .Imputed		
D PP-IMP86 Person imputation flag 86 Imputation of 'SC1258'	1	3223
V 0 .Not imputed 1 .Imputed		
D PP-IMP87 Person imputation flag 87 Imputation of 'SC1262'	1	3224
V 0 .Not imputed 1 .Imputed		
D PP-IMP88 Person imputation flag 88 Imputation of 'SC1266'	1	3225
V 0 .Not imputed 1 .Imputed		



PERSON

DATA	SIZE	BEGIN
D PP-IMP89	1	3226
Person imputation flag 89		
Imputation of 'SC1270'		
V 0	.Not imputed	
1	.Imputed	
D PP-IMP90	1	3227
Person imputation flag 90		
Imputation of 'SC1274'		
V 0	.Not imputed	
1	.Imputed	
D PP-IMP91	1	3228
Person imputation flag 91		
Imputation of 'SC1278'		
V 0	.Not imputed	
1	.Imputed	
D PP-IMP92	1	3229
Person imputation flag 92		
Imputation of 'SC1282'		
V 0	.Not imputed	
1	.Imputed	
D PP-IMP93	1	3230
Person imputation flag 93		
Imputation of 'SC1284'		
V 0	.Not imputed	
1	.Imputed	
D PP-IMP94	1	3231
Person imputation flag 94		
Imputation of 'SC1286'		
through 'SC1294'		
V 0	.Not imputed	
1	.Imputed	
D PP-IMP95	1	3232
Person imputation flag 95		
Imputation of 'SC1296'		
V 0	.Not imputed	
1	.Imputed	
D PP-IMP96	1	3233
Person imputation flag 96		
Imputation of 'SC1298'		
through 'SC1322'		
V 0	.Not imputed	
1	.Imputed	



DATA	SIZE	BEGIN
D PP-IMP97	1	3234
Person imputation flag 97		
Imputation of 'SC1504'		
V 0	.Not imputed	
1	.Imputed	
D PP-IMP98	1	3235
Person imputation flag 98		
Imputation of 'SC1592'		
V 0	.Not imputed	
1	.Imputed	
D PP-IMP99	1	3236
Person imputation flag 99		
Imputation of 'SC1576'		
V 0	.Not imputed	
1	.Imputed	
D PPIMP100	1	3237
Person imputation flag 100		
Imputation of 'SC1600'		
V 0	.Not imputed	
1	.Imputed	
D PPIMP101	1	3238
Person imputation flag 101		
Imputation of 'SC1604'		
V 0	.Not imputed	
1	.Imputed	
D PPIMP102	1	3239
Person imputation flag 102		
Imputation of 'SC1608'		
V 0	.Not imputed	
1	.Imputed	
D PPIMP103	1	3240
Person imputation flag 103		
Imputation of 'SC1612'		
V 0	.Not imputed	
1	.Imputed	
D PPIMP104	1	3241
Person imputation flag 104		
Imputation of 'SC1616'		
V 0	.Not imputed	
1	.Imputed	
D PPIMP105	1	3242
Person imputation flag 105		



286

PERSON

DATA	SIZE	BEGIN
Imputation of 'SC1620'		
V 0		.Not imputed
1		.Imputed
D PP-IMP106	1	3243
Person imputation flag 106		
Imputation of 'SC1622'		
V 0		.Not imputed
1		.Imputed
D PP-IMP107	1	3244
Person imputation flag 107		
Imputation of 'SC1626'		
through 'SC1654'		
V 0		.Not imputed
1		.Imputed



WAGE/SALARY

DATA	SIZE	BEGIN	
D WSI-OCC	3	3245	
			Edited and imputed 3-digit occupation code. See appendix A-4
U			Persons 15 years old and older
V 000			.Not in universe
D WSI-IND	3	3248	
			Edited and imputed 3-digit industry code. See appendix A-5
U			Persons 15 years old and older
V 000			.Not in universe
*			*
*			The next 12 fields contain *
*			employment and earnings by *
*			months 1-4 *
*			*
*			WSI-WKS1....4 *
*			WSI-RECI1....4 *
*			WSI-AMT1....4 *
*			*
D WSI-WKS1	1	3251	
			Number of weeks employed during month 1
U			Persons 15 years old and older
V 0			.None or not in universe if classwk = 6
1			.1 week
2			.2 weeks
3			.3 weeks
4			.4 weeks
5			.5 weeks
9			.Not in universe
D WSI-WKS2	1	3252	
			Number of weeks employed during month 2
U			Persons 15 years old and older
V 0			.None or not in universe if classwk = 6
1			.1 week
2			.2 weeks
3			.3 weeks
4			.4 weeks
5			.5 weeks
9			.Not in universe
D WSI-WKS3	1	3253	
			Number of weeks employed during month 3
U			Persons 15 years old and older
V 0			.None or not in universe if classwk = 6
1			.1 week
2			.2 weeks



WAGE/SALARY

DATA	SIZE	BEGIN
3 .3 weeks		
4 .4 weeks		
5 .5 weeks		
9 .Not in universe		
D WS1-WKS4 1 3254		
Number of weeks employed during month 4		
U Persons 15 years old and older		
V 0 .None or not in universe if classwk = 6		
1 .1 week		
2 .2 weeks		
3 .3 weeks		
4 .4 weeks		
5 .5 weeks		
9 .Not in universe		
D WS1REC1 1 3255		
Were earnings received during month 1		
U Persons 15 years old and older		
V 0 .Not in universe		
1 .Yes		
2 .No		
D WS1REC12 1 3256		
Were earnings received during month 2		
U Persons 15 years old and older		
V 0 .Not in universe		
1 .Yes		
2 .No		
D WS1REC13 1 3257		
Were earnings received during month 3		
U Persons 15 years old and older		
V 0 .Not in universe		
1 .Yes		
2 .No		
D WS1REC14 1 3258		
Were earnings received during month 4		
U Persons 15 years old and older		
V 0 .Not in universe		
1 .Yes		
2 .No		
D WS1-AMT1 5 3259		
What is the dollar amount of the earnings		
from this job for month 1		
Range = 0,33332.		



WAGE/SALARY

DATA	SIZE	BEGIN
U Persons 15 years old and older V -0009 .Not in universe		
0 W51-AMT2	5	3264
What is the dollar amount of the earnings from this job for month 2 Range = 0,33332.		
U Persons 15 years old and older V -0009 .Not in universe		
0 W51-AMT3	5	3269
What is the dollar amount of the earnings from this job for month 3 Range = 0,33332.		
U Persons 15 years old and older V -0009 .Not in universe		
0 W51-AMT4	5	3274
What is the dollar amount of the earnings from this job for month 4 Range = 0,33332.		
U Persons 15 years old and older V -0009 .Not in universe		
0 W51-2022	1	3279
Check item E3. Enter employer I.D. number from control card item 42; or if a new employer, enter next available number. Employer I.D. number = 1-8.		
U Persons 15 years old and older V 0 .Not answered 9 .Not in universe		
0 W51-2012	1	3280
Was ... an employee of ...		
U Persons 15 years old and older V 0 .Not answered		
1 .A private company or individual 2 .Federal government (exclude Armed Forces) 3 .State government 4 .Local government 5 .Armed Forces 6 .Unpaid in family business or farm - skip to W51-2044 9 .Not in universe		
0 W51-2014	1	3281
Was ... employed by ... during the		



290

WAGE/SALARY

DATA	SIZE	BEGIN
4-month period		
U Persons 15 years old and older		
V 0 .Not in universe		
1 .Yes - skip to WSI-2024		
2 .No		
0 WSI-2016	2	3282
Month in which this person became employed by this employer. Range = 0,12		
U Persons 15 years old and older		
V 00 .Not in universe		
0 WSI-2018	2	3284
Day of month shown in WSI-2016 that employment began. Range = 0,31.		
U Persons 15 years old and older		
V 00 .Not in universe		
0 WSI-2020	2	3286
Month in which this person left this employer, if applicable. Range = 0,12.		
U Persons 15 years old and older		
V 00 .Not in universe		
0 WSI-2022	2	3288
Day of month shown in WSI-2020 that employment ended, if applicable. Range = 0,31.		
U Persons 15 years old and older		
V 00 .Not in universe		
0 WSI-2024	2	3290
How many hours per week did ... usually work at this job. Range = -9,99.		
U Persons 15 years old and older		
V -9 .Not in universe		
00 .None		
0 WSI-2026	1	3292
Was ... paid by the hour on this job		
U Persons 15 years old and older		
V 0 .Not in universe		
1 .Yes		
2 .No - skip to WSI-2030		



WAGE/SALARY

DATA	SIZE	BEGIN
D W51-2026	4	3293
What was ...'s regular hourly pay rate at the end of ... Range = 0,9999. Two implied decimals.		
U Persons 15 years old and older		
V 0000 .Not in universe		
D W51-2030	1	3297
During the 4-month period how often was ... paid on this job		
U Persons 15 years old and older		
V 0 .Not in universe		
1 .Once a week		
2 .Once each 2 weeks		
3 .Once a month		
4 .Twice a month		
5 .Some other way		
D W51-2032	5	3296
What was the total amount of pay that ... received before deductions on this job last month (month 4). Range = -9,33332.		
U Persons 15 years old and older		
V -0009 .Not in universe		
00000 .None		
D W51-2034	5	3303
What was the total amount of pay that ... received before deductions on this job 2 months ago (month 3). Range = -9,33332.		
U Persons 15 years old and older		
V -0009 .Not in universe		
00000 .None		
D W51-2036	5	3306
What was the total amount of pay that ... received before deductions on this job 3 months ago (month 2). Range = -9,33332.		
U Persons 15 years old and older		
V -0009 .Not in universe		
00000 .None		
D W51-2038	5	3313
What was the total amount of pay that ... received before deductions on this job 4 months ago (month 1).		



WAGE/SALARY

DATA	SIZE	BEGIN
------	------	-------

Range = -9,333332.

U Persons 15 years old and older

V -0009 .Not in universe

00000 .None

D W51-2040 1 3315

Check item E4

Is 'DK' marked in all parts of
W51-2032 through W51-2038.

U Persons 15 years old and older

V 0 .Not in universe

1 .Yes

2 .No - skip to W51-2044

D W51-2042 1 3319

If we were to call back later would
you (or ...) be able to provide us
with the amounts of pay ...
received in each of these months

U Persons 15 years old and older

V 0 .Not in universe

1 .Yes

2 .No

* *
* Wage and salary imputation flags *
* *

D W51IMP01 1 3320

Wage and salary imputation flag 1
Imputation of field 'W51-000'

V 0 .Not imputed

1 .Imputed

D W51IMP02 1 3321

Wage and salary imputation flag 2
Imputation of field 'W51-100'

V 0 .Not imputed

1 .Imputed

D W51IMP03 1 3322

Wage and salary imputation flag 3
Imputation of field 'W51-2012'

V 0 .Not imputed

1 .Imputed

D W51IMP04 1 3323

Wage and salary imputation flag 4
Imputation of field 'W51-2026'



WAGE/SALARY

DATA	SIZE	BEGIN
V 0 .Not imputed		
1 .Imputed		
D WS1IMP05	1	3324
Wage and salary imputation flag 5		
Imputation of field 'WS1-2028'		
V 0 .Not imputed		
1 .Imputed		
D WS1IMP06	1	3325
Wage and salary imputation flag 6		
Imputation of field 'WS1-2030'		
V 0 .Not imputed		
1 .Imputed		
D WS1CAL01	1	3326
Field 'WS1-2032' was calculated		
V 0 .Not calculated		
1 .Imputed input		
2 .No imputed input		
D WS1CAL02	1	3327
Field 'WS1-2034' was calculated		
V 0 .Not calculated		
1 .Imputed input		
2 .No imputed input		
D WS1CAL03	1	3328
Field 'WS1-2036' was calculated		
V 0 .Not calculated		
1 .Imputed input		
2 .No imputed input		
D WS1CAL04	1	3329
Field 'WS1-2035' was calculated		
V 0 .Not calculated		
1 .Imputed input		
2 .No imputed input		
D WS2-000	3	3330
Edited and imputed 3-digit occupation		
code. See appendix A-4		
U Persons 15 years old and older		
V 000 .Not in universe		
D WS2-IND	3	3333
Edited and imputed 3-digit industry		
code. See appendix A-5		
U Persons 15 years old and older		



WAGE/SALARY

DATA	SIZE	BEGIN
V 000		
.Not in universe		
*		*
The next 12 fields contain		
employment and earnings by		
months 1-4		
*		*
*	WS2-WKS1....4	*
*	WS2REC11....4	*
*	WS2-AMT1....4	*
*		*
D WS2-WKS1	1	3336
Number of weeks employed during month 1		
U Persons 15 years old and older		
V 0		
.None or not in universe if classwk = 6		
1		.1 week
2		.2 weeks
3		.3 weeks
4		.4 weeks
5		.5 weeks
9		.Not in universe
D WS2-WKS2	1	3337
Number of weeks employed during month 2		
U Persons 15 years old and older		
V 0		
.None or not in universe if classwk = 6		
1		.1 week
2		.2 weeks
3		.3 weeks
4		.4 weeks
5		.5 weeks
9		.Not in universe
D WS2-WKS3	1	3338
Number of weeks employed during month 3		
U Persons 15 years old and older		
V 0		
.None or not in universe if classwk = 6		
1		.1 week
2		.2 weeks
3		.3 weeks
4		.4 weeks
5		.5 weeks
9		.Not in universe
D WS2-WKS4	1	3339
Number of weeks employed during month 4		
U Persons 15 years old and older		
V 0		
.None or not in universe if classwk = 6		



WAGE/SALARY

DATA	SIZE	BEGIN
1	.1 week	
2	.2 weeks	
3	.3 weeks	
4	.4 weeks	
5	.5 weeks	
9	.Not in universe	
D WSZREC11	1	3340
	Were earnings received during month 1	
U	Persons 15 years old and older	
V 0	.Not in universe	
1	.Yes	
2	.No	
D WSZREC12	1	3341
	Were earnings received during month 2	
U	Persons 15 years old and older	
V 0	.Not in universe	
1	.Yes	
2	.No	
D WSZREC13	1	3342
	Were earnings received during month 3	
U	Persons 15 years old and older	
V 0	.Not in universe	
1	.Yes	
2	.No	
D WSZREC14	1	3343
	Were earnings received during month 4	
U	Persons 15 years old and older	
V 0	.Not in universe	
1	.Yes	
2	.No	
D WSZ-AMT1	5	3344
	What is the dollar amount of the earnings	
	from this job for month 1	
	Range = 0,33332.	
U	Persons 15 years old and older	
V -0009	.Not in universe	
D WSZ-AMT2	5	3349
	What is the dollar amount of the earnings	
	from this job for month 2	
	Range = 0,33332.	
U	Persons 15 years old and older	
V -0009	.Not in universe	



WAGE/SALARY

DATA	SIZE	BEGIN
D WS2-AMT3	5	3354
What is the dollar amount of the earnings from this job for month 3		
Range = 0,33332.		
U Persons 15 years old and older		
V -0009 .Not in universe		
D WS2-AMT4	5	3359
What is the dollar amount of the earnings from this job for month 4		
Range = 0,33332.		
U Persons 15 years old and older		
V -0009 .Not in universe		
D WS2-Z002	1	3364
Check item E2. Enter employer I.D. number from control card 42; or if a new employer, enter next available number. Employer I.D. number = 1-9.		
U Persons 15 years old and older		
V 0 .Not answered		
9 .Not in universe		
D WS2-Z012	1	3365
Was ... an employee of ...		
U Persons 15 years old and older		
V 0 .Not answered		
1 .A private company or individual		
2 .Federal government (exclude Armed Forces)		
3 .State government		
4 .Local government		
5 .Armed Forces		
6 .Unpaid in family business or farm - skip to WS1-Z044		
9 .Not in universe		
D WS2-Z014	1	3366
Was ... employed by ... during the 4-month period		
U Persons 15 years old and older		
V 0 .Not in universe		
1 .Yes - skip to WS2-Z024		
2 .No		
D WS2-Z016	2	3367
Month in which this person		



WAGE/SALARY

DATA	SIZE	BEGIN
		became employed by this employer. Range = 0,12
U		Persons 15 years old and older
V	00	.Not in universe
D	WS2-2016	2 3369
		Day of month shown in WS2-2016 that employment began. Range = 0,31.
U		Persons 15 years old and older
V	00	.Not in universe
D	WS2-2020	2 3371
		Month in which this person left this employer, if applicable. Range = 0,12.
U		Persons 15 years old and older
V	00	.Not in universe
D	WS2-2022	2 3373
		Day of month shown in WS2-2022 that employment ended, if applicable. Range = 0,31.
U		Persons 15 years old and older
V	00	.Not in universe
D	WS2-2024	2 3375
		How many hours per week did ... usually work at this job. Range = -9,99.
U		Persons 15 years old and older
V	-9	.Not in universe
	00	.None
D	WS2-2026	1 3377
		was ... paid by the hour on this job
U		Persons 15 years old and older
V	0	.Not in universe
	1	.Yes
	2	.No - skip to WS2-2030
D	WS2-2028	4 3378
		What was ...'s regular hourly pay rate at the end of ... Range = 0,9999.
		Two implied decimals.
U		Persons 15 years old and older
V	0000	.Not in universe



WAGE/SALARY

DATA	SIZE	BEGIN
D WS2-2030	1	3382
During the 4-month period how often was ... paid on this job		
U Persons 15 years old and older		
V 0 .Not in universe		
1 .Once a week		
2 .Once each 2 weeks		
3 .Once a month		
4 .Twice a month		
5 .Some other way		
D WS2-2032	5	3383
What was the total amount of pay that ... received before deductions on this job last month (month 4).		
Range = -9,33332.		
U Persons 15 years old and older		
V -0009 .Not in universe		
00000 .None		
D WS2-2034	5	3388
What was the total amount of pay that ... received before deductions on this job 2 months ago (month 3).		
Range = -9,33332.		
U Persons 15 years old and older		
V -0009 .Not in universe		
00000 .None		
D WS2-2036	5	3393
What was the total amount of pay that ... received before deductions on this job 3 months ago (month 2).		
Range = -9,33332.		
U Persons 15 years old and older		
V -0009 .Not in universe		
00000 .None		
D WS2-2038	5	3398
What was the total amount of pay that ... received before deductions on this job 4 months ago (month 1).		
Range = -9,33332.		
U Persons 15 years old and older		
V -0009 .Not in universe		
00000 .None		
D WS2-2040	1	3403
Check item E4		



WAGE/SALARY


DATA	SIZE	BEGIN
Is "DK" marked in all parts of WS2-2032 through WS2-2038.		
U Persons 15 years old and older		
V 0 .Not in universe		
1 .Yes		
2 .No - skip to WS2-2044		
D WS2-2042	1	3404
If we were to call back later would you (or ...) be able to provide us with the amounts of pay ... received in each of these months		
U Persons 15 years old and older		
V 0 .Not in universe		
1 .Yes		
2 .No		
*		*
* Wage and salary imputation flags		*
*		*
D WS2IMP01	1	3405
Wage and salary imputation flag 1 Imputation of field 'WS2-OCC'		
V 0 .Not imputed		
1 .Imputed		
D WS2IMP02	1	3406
Wage and salary imputation flag 2 Imputation of field 'WS2-IND'		
V 0 .Not imputed		
1 .Imputed		
D WS2IMP03	1	3407
Wage and salary imputation flag 3 Imputation of field 'WS2-2012'		
V 0 .Not imputed		
1 .Imputed		
D WS2IMP04	1	3408
Wage and salary imputation flag 4 Imputation of field 'WS2-2026'		
V 0 .Not imputed		
1 .Imputed		
D WS2IMP05	1	3409
Wage and salary imputation flag 5 Imputation of field 'WS2-2028'		
V 0 .Not imputed		
1 .Imputed		



300

WAGE/SALARY

DATA	SIZE	BEGIN
D WSZIMPD6	1	3410
Wage and salary imputation flag 6 Imputation of field 'WSZ-2030'		
V D	.Not imputed	
1	.Imputed	
D WSZCAL01	1	3411
Field 'WSZ-2032' was calculated		
V D	.Not calculated	
1	.Imputed input	
2	.No imputed input	
D WSZCAL02	1	3412
Field 'WSZ-2034' was calculated		
V D	.Not calculated	
1	.Imputed input	
2	.No imputed input	
D WSZCAL03	1	3413
Field 'WSZ-2036' was calculated		
V D	.Not calculated	
1	.Imputed input	
2	.No imputed input	
D WSZCAL04	1	3414
Field 'WSZ-2038' was calculated		
V D	.Not calculated	
1	.Imputed input	
2	.No imputed input	



SELF-EMPLOYMENT

DATA	SIZE	BEGIN
D SE100C	3	3415
Edited and imputed 3-digit occupation codes. See appendix A-4		
U Persons 15 years old and older		
V 000 .Not in universe		
D SE11ND	3	3418
Edited and imputed 3-digit industry codes. See appendix A-5		
U Persons 15 years old and older		
V 000 .Not in universe		
* *		
* The next 12 fields contain *		
* business income by months 1-4 *		
* *		
D SE1WKS1	1	3421
Weeks with business this month (1).		
U Persons 15 years old and older		
V 0 .None		
1 .1 week		
2 .2 weeks		
3 .3 weeks		
4 .4 weeks		
5 .5 weeks		
9 .Not in universe		
D SE1WKS2	1	3422
Weeks with business this month (2).		
U Persons 15 years old and older		
V 0 .None		
1 .1 week		
2 .2 weeks		
3 .3 weeks		
4 .4 weeks		
5 .5 weeks		
9 .Not in universe		
D SE1WKS3	1	3423
Weeks with business this month (3).		
U Persons 15 years old and older		
V 0 .None		
1 .1 week		
2 .2 weeks		
3 .3 weeks		
4 .4 weeks		
5 .5 weeks		
9 .Not in universe		



SELF-EMPLOYMENT

DATA	SIZE	BEGIN
D SE1WKS4	1	3424
Weeks with business this month (4).		
U Persons 15 years old and older		
V 0 .None		
1 .1 week		
2 .2 weeks		
3 .3 weeks		
4 .4 weeks		
5 .5 weeks		
9 .Not in universe		
D SE1REC1	1	3425
Did this person receive income from this business this month (1)		
U Persons 15 years old and older		
V 0 .Not in universe		
1 .Yes		
2 .No		
D SE1REC2	1	3426
Did this person receive income from this business this month (2)		
U Persons 15 years old and older		
V 0 .Not in universe		
1 .Yes		
2 .No		
D SE1REC3	1	3427
Did this person receive income from this business this month (3)		
U Persons 15 years old and older		
V 0 .Not in universe		
1 .Yes		
2 .No		
D SE1REC4	1	3428
Did this person receive income from this business this month (4)		
U Persons 15 years old and older		
V 0 .Not in universe		
1 .Yes		
2 .No		
D SE1AMT1	5	3429
Amount of income received this month (1)		
In dollars. Range = 0,33332.		
U Persons 15 years old and older		
V -0009 .Not in universe		



SELF-EMPLOYMENT

DATA	SIZE	BEGIN
D SE1AMT2	5	3434
Amount of income received this month (2) In dollars. Range = 0,33332.		
U Persons 15 years old and older		
V -0009 .Not in universe		
D SE1AMT3	5	3439
Amount of income received this month (3) In dollars. Range = 0,33332.		
U Persons 15 years old and older		
V -0009 .Not in universe		
D SE1AMT4	5	3444
Amount of income received this month (4) In dollars. Range = 0,33332.		
U Persons 15 years old and older		
V -0009 .Not in universe		
D SE12212	1	3449
Check item S1. Enter business I.D. number from control card item 43, or if a new business enter next available number. Business I.D. number = 1-8.		
U Persons 15 years old and older		
V 0 .Not answered		
9 .Not in universe		
D SE12212	2	3450
How many hours per week did ... usually work at this business total hours = -9,99		
U Persons 15 years old and older		
V -9 .Not in universe		
00 .None		
D SE12214	1	3452
Do you think that the gross earnings of this business will be \$1,000 or more during the next 12 months		
U Persons 15 years old and older		
V 0 .Not in universe		
1 .Yes		
2 .No - skip to SE1-2260		
D SE12216	1	3453
Check Item S2		
Have questions SE12218 through SE12230		



SELF-EMPLOYMENT

DATA SIZE BEGIN

already been answered for this
business by another household member

Persons 15 years old and older

0 .Not in universe

1 .Yes - skip to SE12232

2 .No

D SE12216 1 3454

What was the total number of
employees working for this
business. Be sure to include ...

Persons 15 years old and older

0 .Not in universe

1 .1 employee

2 .2 employees

3 .3 - 5 employees

4 .6 or more employees

D SE12220 1 3455

Was ...'s business incorporated

Persons 15 years old and older

0 .Not in universe

1 .Yes - skip to SE12224

2 .No

D SE12222 1 3456

Was ...'s business a sole
proprietorship or a partnership

Persons 15 years old and older

0 .Not in universe

1 .Sole proprietorship - skip to SE12232

2 .Partnership

D SE12224 1 3457

Aside from ... were any other
members of this household owners or
partners in this business

Persons 15 years old and older

0 .Not in universe

1 .Yes

2 .No - skip to SE12232

* *
* The next 3 fields (SE12226 through *
* SE12230) are possible answers to *
* the question: *
* *
* Which members (were owners or *
* partners in this business) *
* *



SELF-EMPLOYMENT

DATA	SIZE	BEGIN
D SE12226	3	3458
Person No. 101 - 999		
U Persons 15 years old and older		
V 000 .Not in universe		
D SE12228	3	3461
Person No. 101 - 199		
U Persons 15 years old and older		
V 000 .Not in universe		
D SE12230	3	3464
Person No. 101 - 999		
U Persons 15 years old and older		
V 000 .Not in universe		
D SE12232	1	3467
Was ... paid a regular salary from this business during the 4-month period		
U Persons 15 years old and older		
V 0 .Not in universe		
1 .Yes		
2 .No		
D SE12234	1	3468
Did ... receive any (other) income from the business during this 4 month period		
U Persons 15 years old and older		
V 0 .Not in universe		
1 .Yes		
2 .No		
D SE12236	1	3469
Check item 53		
Is "yes" marked in either SE12232 or SE12234		
U Persons 15 years old and older		
V 0 .Not in universe		
1 .Yes		
2 .No - skip to SE12250		
*		*
* The next 4 fields (SE12238 through		
* SE12244) contain business income by		
* month		
*		*
D SE12238	5	3473
what was the total amount of income that ... received from this		



SELF-EMPLOYMENT

- | DATA | SIZE | BEGIN |
|--|------|-------|
| business last month (month 4).
Range = -9,33332. | | |
| U Persons 15 years old and older | | |
| V -0009 .Not in universe | | |
| 00000 .None | | |
| D SE12240 | 5 | 3475 |
| What was the total amount of income
that ... received from this
business 2 months ago (month 3).
Range = -9,33332. | | |
| U Persons 15 years old and older | | |
| V -0009 .Not in universe | | |
| 00000 .None | | |
| D SE12242 | 5 | 3480 |
| What was the total amount of income
that ... received from this
business 3 months ago (month 2).
Range = -9,33332. | | |
| U Persons 15 years old and older | | |
| V -0009 .Not in universe | | |
| 00000 .None | | |
| D SE12244 | 5 | 3485 |
| What was the total amount of income
that ... received from this
business 4 months ago (month 1).
Range = -9,33332. | | |
| U Persons 15 years old and older | | |
| V -0009 .Not in universe | | |
| 00000 .None | | |
| D SE12246 | 1 | 3490 |
| Check item 54
Is "DK" marked in all parts of
SE12238 through SE12244. | | |
| U Persons 15 years old and older | | |
| V 0 .Not in universe | | |
| 1 .Yes | | |
| 2 .No - skip to SE12250 | | |
| D SE12248 | 1 | 3491 |
| If I were to call back later would
you (or ...) be able to provide us
with the amounts of income ...
received in each of these months | | |
| U Persons 15 years old and older | | |



SELF-EMPLOYMENT

DATA	SIZE	BEGIN
V 0 .Not in universe		
1 .Yes		
2 .No		
D SE12250	1	3492
Check item S5		
Is this business incorporated		
U Persons 15 years old and older		
V 0 .Not in universe		
1 .Yes - skip to SE12262		
2 .No		
D SE12252	1	3493
Check item S6		
Has information about the net profit (or loss) for this business already been obtained by another household member		
U Persons 15 years old and older		
V 0 .Not in universe		
1 .Yes - skip to SE12262		
2 .No		
D SE12254	1	3494
Can...give an estimate of the net profit (or loss) during the 4-month period shown on the calendar		
U Persons 15 years old and older		
V 0 .Not in universe		
1 .Yes		
2 .No - skip to SE12262		
D SE12256	6	3495
What was the net profit (or loss) from this business during the 4-month period.		
Range = -33332,33332.		
U Persons 15 years old and older		
V 000000 .Not in universe		
D SE12260	5	3501
About how much did ... earn from this business after expenses during the 4-month period.		
Range = -9,33332.		
U Persons 15 years old and older		
V -0009 .Not in universe		
00000 .None		

*

*



SELF-EMPLOYMENT

DATA	SIZE	BEGIN
* Self-employment imputation flags *		
* *		
D SE1IMP01	1	3506
Self-employment imputation flag 1		
Imputation of field 'SE1000'		
V D .Not imputed		
1 .Imputed		
D SE1IMP02	1	3507
Self-employment imputation flag 2		
Imputation of field 'SE1100'		
V D .Not imputed		
1 .Imputed		
D SE1IMP03	1	3508
Self-employment imputation flag 3		
Imputation of field 'SE12214'		
V D .Not imputed		
1 .Imputed		
D SE1IMP04	1	3509
Self-employment imputation flag 4		
Imputation of field 'SE12218'		
V D .Not imputed		
1 .Imputed		
D SE1IMP05	1	3510
Self-employment imputation flag 5		
Imputation of field 'SE12220'		
V D .Not imputed		
1 .Imputed		
D SE1IMP06	1	3511
Self-employment imputation flag 6		
Imputation of field 'SE12222'		
V D .Not imputed		
1 .Imputed		
D SE1IMP07	1	3512
Self-employment imputation flag 7		
Imputation of field 'SE12232'		
V D .Not imputed		
1 .Imputed		
D SE1IMP08	1	3513
Self-employment imputation flag 8		
Imputation of field 'SE12234'		



SELF-EMPLOYMENT

DATA	SIZE	BEGIN
V 0 .Not imputed 1 .Imputed		
D SE1IMP09	1	3514
Self-employment imputation flag 9 Imputation of field 'SE12254'		
V 0 .Not imputed 1 .Imputed		
D SE1IMP10	1	3515
Self-employment imputation flag 10 Imputation of field 'SE12256'		
V 0 .Not imputed 1 .Imputed		
D SE1IMP11	1	3516
Self-employment imputation flag 11 Imputation of field 'SE12260'		
V 0 .Not Imputed 1 .Imputed		
D SE1CAL01	1	3517
Field 'SE12238' was calculated		
V 0 .Not calculated 1 .Imputed input 2 .No imputed input		
D SE1CAL02	1	3518
Field 'SE12240' was calculated		
V 0 .Not calculated 1 .Imputed input 2 .No imputed input		
D SE1CAL03	1	3519
Field 'SE12242' was calculated		
V 0 .Not calculated 1 .Imputed input 2 .No imputed input		
D SE1CAL04	1	3520
Field 'SE12244' was calculated		
V 0 .Not calculated 1 .Imputed input 2 .No imputed input		
D SE2000	3	3521
Edited and imputed 3-digit occupation code. See appendix A-4		
U Persons 15 years old and older		
V 000 .Not in universe		



SELF-EMPLOYMENT

DATA	SIZE	BEGIN
D SE2IND	3	3524
Edited and imputed 3-digit industry code. See appendix A-5		
U Persons 15 years old and older		
V 000 .Not in universe		
* * * * *		
* The next 12 fields contain *		
* business income by months 1-4 *		
* * * * *		
D SE2WKS1	1	3527
Weeks with business this month (1).		
U Persons 15 years old and older		
V 0 .None		
1 .1 week		
2 .2 weeks		
3 .3 weeks		
4 .4 weeks		
5 .5 weeks		
9 .Not in universe		
D SE2WKS2	1	3528
Weeks with business this month (2).		
U Persons 15 years old and older		
V 0 .None		
1 .1 week		
2 .2 weeks		
3 .3 weeks		
4 .4 weeks		
5 .5 weeks		
9 .Not in universe		
D SE2WKS3	1	3529
Weeks with business this month (3).		
U Persons 15 years old and older		
V 0 .None		
1 .1 week		
2 .2 weeks		
3 .3 weeks		
4 .4 weeks		
5 .5 weeks		
9 .Not in universe		
D SE2WKS4	1	3530
Weeks with business this month (4).		
U Persons 15 years old and older		
V 0 .None		



SELF-EMPLOYMENT

DATA	SIZE	BEGIN
1 .1 week		
2 .2 weeks		
3 .3 weeks		
4 .4 weeks		
5 .5 weeks		
9 .Not in universe		
D SE2REC1 1 3531		
Did this person receive income from		
this business this month (1)		
U Persons 15 years old and older		
V 0 .Not in universe		
1 .Yes		
2 .No		
D SE2REC2 1 3532		
Did this person receive income from		
this business this month (2)		
U Persons 15 years old and older		
V 0 .Not in universe		
1 .Yes		
2 .No		
D SE2REC3 1 3533		
Did this person receive income from		
this business this month (3)		
U Persons 15 years old and older		
V 0 .Not in universe		
1 .Yes		
2 .No		
D SE2REC4 1 3534		
Did this person receive income from		
this business this month (4)		
U Persons 15 years old and older		
V 0 .Not in universe		
1 .Yes		
2 .No		
D SE2AMT1 5 3535		
Amount of income received this month (1)		
In dollars. Range = 0,33332.		
U Persons 15 years old and older		
V -0009 .Not in universe		
D SE2AMT2 5 3540		
Amount of income received this month (2)		
In dollars. Range = 0,33332.		
U Persons 15 years old and older		
V -0009 .Not in universe		



SELF-EMPLOYMENT

DATA	SIZE	BEGIN
D SEZAMT3	5	3545
Amount of income received this month (3) In dollars. Range = 0,33332.		
U Persons 15 years old and older		
V -0009 .Not in universe		
D SEZAMT4	5	3550
Amount of income received this month (4) In dollars. Range = 0,33332.		
U Persons 15 years old and older		
V -0009 .Not in universe		
D SE22202	1	3555
Check item S2. Enter business I.D. number from control card item 43; or if a new business, enter next available number. Business I.D. number = 1-6		
U Persons 15 years old and older		
V 0 .Not answered		
7 .Not in universe		
D SE22212	2	3556
How many hours per week did ... usually work at this business total hours = -9,99.		
U Persons 15 years old and older		
V -9 .Not in universe		
00 .None		
D SE22214	1	3558
Do you think that the gross earnings of this business will be \$1,000 or more during the next 12 months		
U Persons 15 years old and older		
V 0 .Not in universe		
1 .Yes		
2 .No - skip to SE22260		
D SE22216	:	3559
Check item S2 Have questions SE22218 through SE22230 already been answered for this business by another household member		
U Persons 15 years old and older		
V 0 .Not in universe		
1 .Yes - skip to SE22232		
2 .No		



SELF-EMPLOYMENT

DATA	SIZE	BEGIN
D SE22218	1	3560
What was the total number of employees working for this business. Be sure to include ...		
U		Persons 15 years old and older
V		.0 .Not in universe
		1 .1 employee
		2 .2 employees
		3 .3 - 5 employees
		4 .6 or more employees
D SE22220	1	3561
Was ...'s business incorporated		
J		Persons 15 years old and older
V		.0 .Not in universe
		1 .Yes - skip to SE22224
		2 .No
D SE22222	1	3562
Was ...'s business a sole proprietorship or a partnership		
U		Persons 15 years old and older
V		.0 .Not in universe
		1 .Sole proprietorship - skip to SE22232
		2 .Partnership
D SE22224	1	3563
Aside from ... were any other members of this household owners or partners in this business		
U		Persons 15 years old and older
V		.0 .Not in universe
		1 .Yes
		2 .No - skip to SE22232
*		*
* The next 3 fields (SE22226 through SE22230) are possible answers to the question:		
*		*
* Which members (were owners or partners in this business)		
*		*
D SE22226	3	3564
Person No. 101 - 999		
U		Persons 15 years old and older
V		000 .Not in universe
D SE22228	3	3567
Person No. 101 - 199		



SELF-EMPLOYMENT

DATA	SIZE	BEGIN
U Persons 15 years old and older		
V 000 .Not in universe		
D SE22230	3	3570
Person No. 101 - 999		
U Persons 15 years old and older		
V 000 .Not in universe		
D SE22232	1	3573
Was ... paid a regular salary from this business during the 4-month period		
U Persons 15 years old and older		
V 0 .Not in universe		
1 .Yes		
2 .No		
D SE22234	1	3574
Did ... receive any (other) income from the business during this 4 month period		
U Persons 15 years old and older		
V 0 .Not in universe		
1 .Yes		
2 .No		
D SE22236	1	3575
Check item S3 Is "yes" marked in either SE22232 or SE22234		
U Persons 15 years old and older		
V 0 .Not in universe		
1 .Yes		
2 .No - skip to SE22250		
* * * * *		
* The next 4 fields (SE22238 through		
* SE22244) contain business income		
* by month		
* * * * *		
D SE22238	5	3576
What was the total amount of income that ... received from this business last month (month 4). Range = -9,33332.		
U Persons 15 years old and older		
V -0009 .Not in universe		
00000 .None		



SELF-EMPLOYMENT

DATA	SIZE	BEGIN
D SEZZZ40	5	3581
What was the total amount of income that ... received from this business 2 months ago (month 3). Range = -9,33332.		
U Persons 15 years old and older		
V -0009 .Not in universe		
00000 .None		
D SEZZZ42	5	3586
What was the total amount of income that ... received from this business 3 months ago (month 2). Range = -9,33332.		
U Persons 15 years old and older		
V -0009 .Not in universe		
00000 .None		
D SEZZZ44	5	3591
What was the total amount of income that ... received from this business 4 months ago (month 1). Range = -9,33332.		
U Persons 15 years old and older		
V -0009 .Not in universe		
00000 .None		
D SEZZZ46	1	3596
Check item 54 Is "DK" marked in all parts of SEZZZ38 through SEZZZ44.		
U Persons 15 years old and older		
V 0 .Not in universe		
1 .Yes		
2 .No - skip to SEZZZ50		
D SEZZZ48	1	3597
If I were to call back later would you (or ...) be able to provide us with the amounts of income ... received in each of these months		
U Persons 15 years old and older		
V 0 .Not in universe		
1 .Yes		
2 .No		
D SEZZZ50	1	3598
Check item 55 Is this business incorporated		



SELF-EMPLOYMENT

DATA	SIZE	BEGIN
------	------	-------

U	Persons 15 years old and older	
---	--------------------------------	--

V	0	.Not in universe
---	---	------------------

1	.Yes - skip to SEZZZ6Z
---	------------------------

2	.No
---	-----

D	SEZZZ52	1	3599
---	---------	---	------

Check item S6

Has information about the net profit (or loss) for this business already been obtained by another household member

U	Persons 15 years old and older	
---	--------------------------------	--

V	0	.Not in universe
---	---	------------------

1	.Yes - skip to SEZZZ6Z
---	------------------------

2	.No
---	-----

D	SEZZZ54	1	3600
---	---------	---	------

Can...give an estimate of the net profit (or loss) during the 4-month period shown on the calendar

U	Persons 15 years old and older	
---	--------------------------------	--

V	0	.Not in universe
---	---	------------------

1	.Yes
---	------

2	.No - skip to SEZZZ6Z
---	-----------------------

D	SEZZZ56	5	3601
---	---------	---	------

What was the net profit (or loss) from this business during the 4-month period.

Range = -33332,33332.

U	Persons 15 years old and older	
---	--------------------------------	--

V	000000	.Not in universe
---	--------	------------------

D	SEZZZ60	5	3607
---	---------	---	------

About how much did ... earn from this business after expenses during the 4-month period.

Range = -9,33332.

U	Persons 15 years old and older	
---	--------------------------------	--

V	-0009	.Not in universe
---	-------	------------------

00000	.None
-------	-------

*		*
*	Self-employment imputation flags	*
*		*

D	SEZIMPD1	1	3612
---	----------	---	------

Self-employment imputation flag 1
Imputation of field 'SEZ00C'



SELF-EMPLOYMENT

DATA	SIZE	BEGIN
V 0 .Not imputed 1 .Imputed		
D SE2IMP02	1	3613
Self-employment imputation flag 2 Imputation of field 'SE2IND'		
V 0 .Not imputed 1 .Imputed		
D SE2IMP03	1	3614
Self-employment imputation flag 3 Imputation of field 'SE22214'		
V 0 .Not imputed 1 .Imputed		
D SE2IMP04	1	3615
Self-employment imputation flag 4 Imputation of field 'SE22218'		
V 0 .Not imputed 1 .Imputed		
D SE2IMP05	1	3616
Self-employment imputation flag 5 Imputation of field 'SE22220'		
V 0 .Not imputed 1 .Imputed		
D SE2IMP06	1	3617
Self-employment imputation flag 6 Imputation of field 'SE22222'		
V 0 .Not imputed 1 .Imputed		
D SE2IMP07	1	3618
Self-employment imputation flag 7 Imputation of field 'SE22232'		
V 0 .Not imputed 1 .Imputed		
D SE2IMP08	1	3619
Self-employment imputation flag 8 Imputation of field 'SE22234'		
V 0 .Not imputed 1 .Imputed		
D SE2IMP09	1	3620
Self-employment imputation flag 9 Imputation of field 'SE22254'		
V 0 .Not imputed 1 .Imputed		



SELF-EMPLOYMENT

DATA	SIZE	BEGIN
D SEZIMP10	1	3621
Self-employment imputation flag 10 Imputation of field 'SE22256'		
V 0	.Not imputed	
1	.Imputed	
D SEZIMP11	1	3622
Self-employment imputation flag 11 Imputation of field 'SE22260'		
V 0	.Not imputed	
1	.Imputed	
D SEZCAL01	1	3623
Field 'SE22238' was calculated		
V 0	.Not calculated	
1	.Imputed input	
2	.No imputed input	
D SEZCAL02	1	3624
Field 'SE22240' was calculated		
V 0	.Not calculated	
1	.Imputed input	
2	.No imputed input	
D SEZCAL03	1	3625
Field 'SE22242' was calculated		
V 0	.Not calculated	
1	.Imputed input	
2	.No imputed input	
D SEZCAL04	1	3626
Field 'SE22244' was calculated		
V 0	.Not calculated	
1	.Imputed input	
2	.No imputed input	



GENERAL TYPE :

DATA	SIZE	BEGIN
D I01REC1	1	3627
Reciprocity of Social Security income. Month 1 of the reference period		
U Persons 15 years old or older		
V 0 .Not in universe		
1. Yes		
2. No		
D I01REC2	1	3628
Reciprocity of Social Security income. Month 2 of the reference period		
U Persons 15 years old or older		
V 0 .Not in universe		
1. Yes		
2. No		
D I01REC3	1	3629
Reciprocity of Social Security income. Month 3 of the reference period		
U Persons 15 years old or older		
V 0 .Not in universe		
1. Yes		
2. No		
D I01REC4	1	3630
Reciprocity of Social Security income. Month 4 of the reference period		
U Persons 15 years old or older		
V 0 .Not in universe		
1. Yes		
2. No		
D I01AMT1	5	3631
Amount of Social Security income received. Month 1 of the reference period Range = -9,33332		
U Persons 15 years old or older		
V -0009 .Not in universe		
D I01AMT2	5	3636
Amount of Social Security income received. Month 2 of the reference period Range = -9,33332		
U Persons 15 years old or older		
V -0009 .Not in universe		
D I01AMT3	5	3641
Amount of Social Security income		



320

GENERAL TYPE 1

DATA	SIZE	BEGIN
		received. Month 3 of the reference period Range = -9,33332
U		Persons 15 years old or older
V		-0009 .Not in universe
D 101AMT4	5	3646
		Amount of Social Security income received. Month 4 of the reference period Range = -9,33332
U		Persons 15 years old or older
V		-0009 .Not in universe
D KIDSSYN1	1	3651
		Recipiency of Social Security income for children. Month 1 of the reference period
U		Children age 0-17 years old
V		0 .Not in universe 1 .Yes 2 .No
D KIDSEYN2	1	3652
		Recipiency of Social Security income for children. Month 2 of the reference period
U		Children age 0-17 years old
V		0 .Not in universe 1 .Yes 2 .No
D KIDSSYN3	1	3653
		Recipiency of Social Security income for children. Month 3 of the reference period
U		Children age 0-17 years old
V		0 .Not in universe 1 .Yes 2 .No
D KIDSSYN4	1	3654
		Recipiency of Social Security income for children. Month 4 of the reference period
U		Children age 0-17 years old
V		0 .Not in universe 1 .Yes 2 .No



DATA	SIZE	BEGIN
D KDSSAMT1	4	3655
Amount of Social Security income received for children. Month 1 of the reference period		
Range = -9,5000		
U Children age 0-17 years old		
V -009 .Not in universe		
D KDSSAMT2	4	3659
Amount of Social Security income received for children. Month 2 of the reference period		
Range = -9,5000		
U Children age 0-17 years old		
V -009 .Not in universe		
D KDSSAMT3	4	3663
Amount of Social Security income received for children. Month 3 of the reference period		
Range = -9,5000		
U Children age 0-17 years old		
V -009 .Not in universe		
D KDSSAMT4	4	3667
Amount of Social Security income received for children. Month 4 of the reference period		
Range = -9,5000		
U Children age 0-17 years old		
V -009 .Not in universe		
D SSRECIND	1	3671
Social Security rec prency indicator		
U All persons, including children		
V 0 .Not in universe		
1 .Adult benefits received in own name only		
2 .Only adult benefits received jointly with spouse		
3 .Only child benefits received		
4 .Adult benefits received in own name and child benefits received		
5 .Adult benefits received jointly with spouse and child benefits received		
D SS3G04	1	3672
Check item A2		
Is ... a designated parent or guardian of children under age 18		



327

GENERAL TYPE 1

DATA	SIZE	BEGIN
U Persons 15 years or older		
V 0 .Not in universe		
1 .Yes		
2 .No		
D SS3006	1	3673
During this 4-month period, were any separate payments from Social Security received especially for the children		
U Persons 15 years or older receiving Social Security		
V 0 .Not in universe		
1 .Yes		
2 .No		
D SS3008	1	3674
Did ... also receive a separate payment for (himself/herself) during any of these months		
U Persons 15 years or older receiving Social Security		
V 0 .Not in universe		
1 .Yes		
2 .No - skip to SC3070 through SC3084		
D SS3012	1	3675
Did ... receive Social Security jointly with ...'s spouse		
U Married persons 15 years or older receiving Social Security		
V 0 .Not in universe		
1 .Yes		
2 .No - skip to SC3016 through SC3030		
D SS3014	1	3676
Check item A4 Has information about the amount received by ... from Social Security been recorded during an interview for ...'s spouse		
U Married persons 15 years or older receiving Social Security		
V 0 .Not in universe		
1 .Yes - skip to next ISS code		
2 .No		
D SS3064	2	3677
Social Security sends out two types of		



DATA	SIZE	BEGIN
checks; which coin check does ... receive. Range = -1,3		
U Persons 15 years or older receiving Social Security		
V -1 .Dk		
00 .Not in universe		
01 .Green		
02 .Gold		
03 .Other		
D SS3066	2	3679
Do ...'s payments usually come on the first of the month or the third. Range = -1,3		
L Persons 15 years or older receiving Social Security		
V -1 .Dk		
00 .Not in universe		
01 .First		
02 .Third		
03 .Other		
D SS3068	1	3681
Check item A9 Were Social Security payments received especially for the children		
U Children age 0-17 years old receiving Social Security		
V 0 .Not in universe		
1 .Yes		
2 .No - skip to next IES code		
D SS3068	1	3682
Were all children living here covered by these payments		
U Children age 0-17 years old receiving Social Security		
V 0 .Not in universe		
1 .Yes - skip to next IES code		
2 .No		
* The next 6 fields (SS3068 through		
* SS3076) are possible answers to		
* the question:		
* Which children were covered		



GENERAL TYPE 1

DATA	SIZE	BEGIN
D SS3085	3	3683
Person No. 101-999		
U Children age 0-17 years old receiving Social Security		
V 000 .Not in universe		
D SS3090	3	3686
Person No. 101-999		
U Children age 0-17 years old receiving Social Security		
V 000 .Not in universe		
D SS3092	3	3689
Person No. 101-999		
U Children age 0-17 years old receiving Social Security		
V 000 .Not in universe		
D SS3094	3	3692
Person No. 101-999		
U Children age 0-17 years old receiving Social Security		
V 000 .Not in universe		
D SS3096	3	3695
Person No. 101-999		
U Children age 0-17 years old receiving Social Security		
V 000 .Not in universe		
D SS3098	3	3698
Person No. 101-999		
U Children age 0-17 years old receiving Social Security		
V 000 .Not in universe		
D I011MPC1	1	3701
Social Security imputation flag 1		
Imputation of field I01AMT1		
V 0 .Not imputed		
1 .Imputed		
D I011MPC2	1	3702
Social Security imputation flag 2		
Imputation of field I01AMT2		
V 0 .Not imputed		
1 .Imputed		



DATA	SIZE	BEGIN
D I01IMP03	1	3703
Social Security imputation flag 3		
Imputation of field I01AMT3		
V 0	.Not imputed	
1	.Imputed	
D I01IMP04	1	3704
Social Security imputation flag 4		
Imputation of field I01AMT4		
V 0	.Not imputed	
1	.Imputed	
D I01IMP05	1	3705
Social Security imputation flag 5		
Imputation of field SS3008		
V 0	.Not imputed	
1	.Imputed	
D I01IMP06	1	3706
Social Security imputation flag 6		
Imputation of field KDSSAMT1		
V 0	.Not imputed	
1	.Imputed	
D I01IMP07	1	3707
Social Security imputation flag 7		
Imputation of field KDSSAMT2		
V 0	.Not imputed	
1	.Imputed	
D I01IMP08	1	3708
Social Security imputation flag 8		
Imputation of field KDSSAMT3		
V 0	.Not imputed	
1	.Imputed	
D I01IMP09	1	3709
Social Security imputation flag 9		
Imputation of field KDSSAMT4		
V 0	.Not imputed	
1	.Imputed	
D I02REC1	1	3710
Reciprocity of railroad retirement		
income. Month 1 of the reference		
period		
U	Persons 40 years old and older	
V 0	.Not in universe	
1	.Yes	
2	.No	



GENERAL TYPE 1

DATA	SIZE	BEGIN
D 102REC2	1	3711
Reciprocity of railroad retirement income. Month 2 of the reference period		
L Persons 40 years old or older		
V 0 .Not in universe		
1 .Yes		
2 .No		
D 102REC3	1	3712
Reciprocity of railroad retirement income. Month 3 of the reference period		
L Persons 40 years old or older		
V 0 .Not in universe		
1 .Yes		
2 .No		
D 102REC4	1	3713
Reciprocity of railroad retirement income. Month 4 of the reference period		
L Persons 40 years old or older		
V 0 .Not in universe		
1 .Yes		
2 .No		
D 102AMT1	5	3714
Amount of railroad retirement income received. Month 1 of the reference period		
Range = -9,33332		
L Persons 40 years old or older		
V -0009 .Not in universe		
D 102AMT2	5	3719
Amount of railroad retirement income received. Month 2 of the reference period		
Range = -9,33332		
L Persons 40 years old or older		
V -0009 .Not in universe		
D 102AMT3	5	3724
Amount of railroad retirement income received. Month 3 of the reference period		
Range = -9,33332		



DATA	SIZE	BEGIN
U Persons 40 years old or older		
V -0009 .Not in universe		
D IOZAMT4	5	3729
Amount of railroad retirement income received. Month 4 of the reference period		
Range = -9,33332		
U Persons 40 years old or older		
V -0009 .Not in universe		
D KIDRRYN1	1	3734
Reciprocity of railroad retirement income for children. Month 1 of the reference period		
U Children age 0-17 years old		
V 0 .Not in universe		
1 .Yes		
2 .No		
D KIDRRYN2	1	3735
Reciprocity of railroad retirement income for children. Month 2 of the reference period		
U Children age 0-17 years old		
V 0 .Not in universe		
1 .Yes		
2 .No		
D KIDRRYN3	1	3736
Reciprocity of railroad retirement income for children. Month 3 of the reference period		
U Children age 0-17 years old		
V 0 .Not in universe		
1 .Yes		
2 .No		
D KIDRRYN4	1	3737
Reciprocity of railroad retirement income for children. Month 4 of the reference period		
U Children age 0-17 years old		
V 0 .Not in universe		
1 .Yes		
2 .No		
D KIDRRAMT1	4	3738
Amount of railroad retirement income		



GENERAL TYPE 1

DATA	SIZE	BEGIN
		received for children. Month 1 of the reference period Range = -9,5000. In dollars.
U Children age 0-17 years old		
V -009 .Not in universe		
D KRRRMT2	4	3742
		Amount of railroad retirement income received for children. Month 2 of the reference period Range = -9,5000. In dollars.
U Children age 0-17 years old		
V -009 .Not in universe		
D KRRRMT3	4	3746
		Amount of railroad retirement income received for children. Month 3 of the reference period Range = -9,5000. In dollars.
U Children age 0-17 years old		
V -009 .Not in universe		
D KRRRMT4	4	3750
		Amount of railroad retirement income received for children. Month 4 of the reference period Range = -9,5000. In dollars.
U Children age 0-17 years old		
V -009 .Not in universe		
D RRRECIND	1	3754
		Railroad retirement reciprocity indicator
U All persons, including children		
V 0 .Not in universe		
1 .Adult benefits received in own name only		
2 .Only adult benefits received jointly with spouse		
3 .Only child benefits received		
4 .Adult benefits received in own name and child benefits received		
5 .Adult benefits received jointly with spouse and child benefits received		
D RR3004	1	3755
		Check item A2 Is ... a designated parent or guardian of children under age 18
J Persons 15 years or older		



GENERAL TYPE 1

DATA	SIZE	BEGIN
V 0 .Not in universe 1 .Yes 2 .No		
D RR3006	1	3756
During this 4-month period, were any separate payments from railroad retirement received especially for the children		
L Persons 15 years or older receiving railroad retirement		
V 0 .Not in universe 1 .Yes 2 .No		
D RR3008	1	3757
Did ... also receive a separate payment for (himself/herself) during any of these months		
L Persons 15 years or older receiving railroad retirement		
V 0 .Not in universe 1 .Yes 2 .No - skip to SC3070 through SC3084		
D RR3012	1	3758
Did ... receive railroad retirement jointly with ...'s spouse		
L Married Persons 15 years or older receiving railroad retirement		
V 0 .Not in universe 1 .Yes 2 .No - skip to SC3016 through SC3030		
D RR3014	1	3759
Check item A4 Has information about the amount received by ... from railroad retirement been recorded during an interview for ...'s spouse		
L Married persons 15 years or older receiving railroad retirement		
V 0 .Not in universe 1 .Yes - skip to next ISS code 2 .No		
D RR3064	2	3760
Railroad retirement sends out two types of checks; which color check does ...		



GENERAL TYPE 1

DATA	SIZE	BEGIN
receive.		
Range = -1,3		
U Persons age 15 years or older receiving railroad retirement		
V -1 .Dk		
00 .Not in universe		
01 .Green		
02 .Gold		
03 .Other		
0 RR3066	2	3762
Do ...'s payments usually come on the first of the month or the third.		
Range = -1,3		
U Persons age 15 years or older receiving railroad retirement		
V -1 .Dk		
00 .Not in universe		
01 .First		
02 .Third		
03 .Other		
0 RR3068	1	3764
Check item A9		
Were railroad retirement payments received especially for the children		
J Children age 0-17 years old receiving railroad retirement		
V 0 .Not in universe		
1 .Yes		
2 .No - skip to next ISS code		
0 RR3084	1	3765
Were all children living here covered by these payments		
U Children age 0-17 years old receiving railroad retirement		
V 0 .Not in universe		
1 .Yes - skip to next ISS code		
2 .No		
* The next 6 fields (RR3088 through		
* RR3098) are possible answers to		
* the question:		
* Which children were covered		



GENERAL TYPE :

DATA	SIZE	BEGIN
D RR3088	3	3768
Person No. 101-999		
L Children age 0-17 years old receiving railroad retirement		
V 000 .Not in universe		
D RR3090	3	3769
Person No. 101-999		
L Children age 0-17 years old receiving railroad retirement		
V 000 .Not in universe		
D RR3092	3	3772
Person No. 101-999		
L Children age 0-17 years old receiving railroad retirement		
V 000 .Not in universe		
D RR3094	3	3775
Person No. 101-999		
U Children age 0-17 years old receiving railroad retirement		
V 000 .Not in universe		
D RR3096	3	3778
Person No. 101-999		
U Children age 0-17 years old receiving railroad retirement		
V 000 .Not in universe		
D RR3098	3	3781
Person No. 101-999		
U Children age 0-17 years old receiving railroad retirement		
V 000 .Not in universe		
D I021MP01	1	3784
Railroad retirement imputation flag 1 Imputation of field I02AMT1		
V 0 .Not imputed		
1 .Imputed		
D I021MP02	1	3785
Railroad retirement imputation flag 2 Imputation of field I02AMT2		
V 0 .Not imputed		
1 .Imputed		
D I021MP03	1	3786
Railroad retirement imputation flag 3		



GENERAL TYPE 1

DATA	SIZE	BEGIN
Imputation of field I02AMT3		
V D		.Not imputed
1		.Imputed
D I02IMP04	1	3787
Railroad retirement imputation flag 4		
Imputation of field I02AMT4		
V D		.Not imputed
1		.Imputed
D I02IMP05	1	3788
Railroad retirement imputation flag 5		
Imputation of field RR300E		
V D		.Not imputed
1		.Imputed
D I02IMP06	1	3789
Railroad retirement imputation flag 6		
Imputation of field KORRMT1		
V D		.Not imputed
1		.Imputed
D I02IMP07	1	3790
Railroad retirement imputation flag 7		
Imputation of field KORRMT2		
V C		.Not imputed
1		.Imputed
D I02IMP08	1	3791
Railroad retirement imputation flag 8		
Imputation of field KORRMT3		
V C		.Not imputed
1		.Imputed
D I02IMP09	1	3792
Railroad retirement imputation flag 9		
Imputation of field KORRMT4		
V D		.Not imputed
1		.Imputed
D I03REC1	1	3793
Reciprocity of Federal SSI income.		
Month 1 of the reference period		
U Persons 15 years old or older		
V D		.Not in universe
1		.Yes
2		.No



DATA	SIZE	BEGIN
D 103REC2	1	3794
Reciprocity of Federal SSI income. Month 2 of the reference period		
U Persons 15 years old or older		
V 0 .Not in universe		
1 .Yes		
2 .No		
D 103REC3	1	3795
Reciprocity of Federal SSI income. Month 3 of the reference period		
U Persons 15 years old or older		
V 0 .Not in universe		
1 .Yes		
2 .No		
D 103REC4	1	3796
Reciprocity of Federal SSI income. Month 4 of the reference period		
U Persons 15 years old or older		
V 0 .Not in universe		
1 .Yes		
2 .No		
D 103AMT1	5	3797
Amount of Federal SSI income received. Month 1 of the reference period Range = -9,33332		
U Persons 15 years old or older		
V -0009 .Not in universe		
D 103AMT2	5	3802
Amount of Federal SSI income received. Month 2 of the reference period Range = -9,33332		
U Persons 15 years old or older		
V -0009 .Not in universe		
D 103AMT3	5	3807
Amount of Federal SSI income received. Month 3 of the reference period Range = -9,33332		
U Persons 15 years old or older		
V -0009 .Not in universe		
D 103AMT4	5	3812
Amount of Federal SSI income received. Month 4 of the reference period Range = -9,33332		



GENERAL TYPE 1

DATA	SIZE	BEGIN
U Persons 15 years old or older		
V 0000 .Not in universe		
D I03IMP01	1	3817
Federal SSI imputation flag 1		
Imputation of field I03AMT1		
V 0 .Not imputed		
1 .Imputed		
D I03IMP02	1	3818
Federal SSI imputation flag 2		
Imputation of field I03AMT2		
V 0 .Not imputed		
1 .Imputed		
D I03IMP03	1	3819
Federal SSI imputation flag 3		
Imputation of field I03AMT3		
V 0 .Not imputed		
1 .Imputed		
D I03IMP04	1	3820
Federal SSI imputation flag 4		
Imputation of field I03AMT4		
V 0 .Not imputed		
1 .Imputed		
D I05REC1	1	3821
Reciprocity of State unemployment		
compensation income. Month 1		
of the reference period		
U Persons 15 years old or older		
V 0 .Not in universe		
1 .Yes		
2 .No		
D I05REC2	1	3822
Reciprocity of State unemployment		
compensation income. Month 2		
of the reference period		
U Persons 15 years old or older		
V 0 .Not in universe		
1 .Yes		
2 .No		
D I05REC3	1	3823
Reciprocity of State unemployment		
compensation income. Month 3		



GENERAL TYPE :

DATA	SIZE	BEGIN
of the reference period		
U Persons 15 years old or older		
V 0 .Not in universe		
1 .Yes		
2 .No		
D 105REC4	1	3874
Reciprocity of State unemployment compensation income. Month 4 of the reference period		
U Persons 15 years old or older		
V 0 .Not in universe		
1 .Yes		
2 .No		
D 105AMT1	5	3825
Amount of State unemployment compensation income received. Month 1 of the reference period		
Range = -9,33337		
U Persons 15 years old or older		
V -0009 .Not in universe		
D 105AMT2	5	3830
Amount of State unemployment compensation income received. Month 2 of the reference period		
Range = -9,33332		
U Persons 15 years old or older		
V -0009 .Not in universe		
D 105AMT3	5	3835
Amount of State unemployment compensation income received. Month 3 of the reference period		
Range = -9,33332		
U Persons 15 years old or older		
V -0009 .Not in universe		
D 105AMT4	5	3840
Amount of State unemployment compensation income received. Month 4 of the reference period		
Range = -9,33332		
U Persons 15 years old or older		
V -0009 .Not in universe		
D 105IMP01	1	3845
State unemployment compensation		



GENERAL TYPE 1

DATA	SIZE	BEGIN
imputation flag 1 Imputation of field I05AMT1		
V 0		.Not imputed
1		.Imputed
D I05IMPC2	1	3646
State unemployment compensation imputation flag 2 Imputation of field I05AMT2		
V 0		.Not imputed
1		.imputed
D I05IMPO3	1	3847
State unemployment compensation mutation flag 3 imputation of field I05AMT3		
V 0		.Not imputed
1		.imputed
D I05IMPO4	1	3848
State unemployment compensation imputation flag 4 Imputation of field I05AMT4		
V 0		.Not imputed
1		.Imputed
D I06REC1	1	3849
Reciprocity of supplemental unemployment benefits. Month 1 of the reference period		
U Persons 15 years old or older		
V 0		.Not in universe
1		.Yes
2		.No
D I06REC2	1	3850
Reciprocity of supplemental unemployment benefits. Month 2 of the reference period		
J Persons 15 years old or older		
V 0		.Not in universe
1		.Yes
2		.No
D I06REC3	1	3851
Reciprocity of supplemental unemployment benefits. Month 3 of the reference period		



DATA	SIZE	BEGIN
U Persons 15 years old or older		
V 0 .Not in universe		
1 .Yes		
2 .No		
D IQ6REC4	1	3852
Reciprocity of supplemental unemployment benefits. Month 4 of the reference period		
U Persons 15 years old or older		
V 0 .Not in universe		
1 .Yes		
2 .No		
D IQ6AMT1	5	3853
Amount of supplemental unemployment benefits. Month 1 of the reference period		
Range = -9,33332		
U Persons 15 years old or older		
V -0009 .Not in universe		
D IQ6AMT2	5	3858
Amount of supplemental unemployment benefits. Month 2 of the reference period		
Range = -9,33332		
U Persons 15 years old or older		
V -0009 .Not in universe		
D IQ6AMT3	5	3863
Amount of supplemental unemployment benefits. Month 3 of the reference period		
Range = -9,33332		
U Persons 15 years old or older		
V -0009 .Not in universe		
D IQ6AMT4	5	3868
Amount of supplemental unemployment benefits. Month 4 of the reference period		
Range = -9,33332		
U Persons 15 years old or older		
V -0009 .Not in universe		
D IQ6IMP01	1	3873
Supplemental unemployment benefits imputation flag 1		



GENERAL TYPE 1

DATA	SIZE	BEGIN
Imputation of field IO6AMF1		
V 0		.Not imputed
1		.Imputed
D IO6IMP02	1	3874
Supplemental unemployment benefits imputation flag 2		
Imputation of field IO6AMF2		
V 0		.Not imputed
1		.Imputed
D IO6IMP03	1	3875
Supplemental unemployment benefits imputation flag 3		
Imputation of field IO6AMF3		
V 0		.Not imputed
1		.Imputed
D IO6IMP04	1	3876
Supplemental unemployment benefits imputation flag 4		
Imputation of field IO6AMF4		
V 0		.Not imputed
1		.Imputed
D IO7REC1	1	3677
Reciprocity of other unemployment compensation. Month 1 of the reference period		
U Persons 15 years old or older		
V 0		.Not in universe
1		.Yes
2		.No
D IO7REC2	1	3678
Reciprocity of other unemployment compensation. Month 2 of the reference period		
U Persons 15 years old or older		
V 0		.Not in universe
1		.Yes
2		.No
D IO7REC3	1	3679
Reciprocity of other unemployment compensation. Month 3 of the reference period		
U Persons 15 years old or older		



GENERAL TYPE :

DATA	SIZE	BEGIN
V 0 .Not in universe		
1 .Yes		
2 .No		
D 107REC4	1	3850
Reciency of other unemployment compensation. Month 4 of the reference period		
U Persons 15 years old or older		
V 0 .Not in universe		
1 .Yes		
2 .No		
D 107AMT1	5	3851
Amount of other unemployment compensation received.		
Month 1 of the reference period		
Range = -9.33332		
U Persons 15 years old or older		
V -0009 .Not in universe		
D 107AMT2	5	3856
Amount of other unemployment compensation income received.		
Month 2 of the reference period		
Range = -9.33332		
U Persons 15 years old or older		
V -0009 .Not in universe		
D 107AMT3	5	3891
Amount of other unemployment compensation received.		
Month 3 of the reference period		
Range = -9.33332		
U Persons 15 years old or older		
V -0009 .Not in universe		
D 107AMT4	5	3896
Amount of other unemployment compensation received.		
Month 4 of the reference period		
Range = -9.33332		
U Persons 15 years old or older		
V -0009 .Not in universe		
D 107IMP01	1	3901
Other unemployment compensation imputation flag 1		
Imputation of field 107AMT1		



GENERAL TYPE 1

DATA	SIZE	BEGIN
V D .Not imputed 1 .Imputed		
D IO7IMF02 Other unemployment compensation imputation flag 2 Imputation of field IO7AMT2	1	3902
V D .Not imputed 1 .Imputed		
D IO7IMF03 Other unemployment compensation imputation flag 3 Imputation of field IO7AMT3	1	3903
V D .Not imputed 1 .Imputed		
D IO7IMF04 Other unemployment compensation imputation flag 4 Imputation of field IO7AMT4	1	3904
V D .Not imputed 1 .Imputed		
D IO8REC1 Reciprocity of Veterans compensation or pension income. Month 1 of the reference period U Persons 15 years old and older	1	3905
V D .Not in universe 1 .Yes 2 .No		
D IO8REC2 Reciprocity of Veterans compensation or pension income. Month 2 of the reference period U Persons 15 years old and older	1	3906
V D .Not in universe 1 .Yes 2 .No		
D IO8REC3 Reciprocity of Veterans compensation or pension income. Month 3 of the reference period U Persons 15 years old and older	1	3907
V D .Not in universe		



DATA	SIZE	BEGIN
1 .Yes		
2 .No		
D I08REC4	1	3908
Reciency of Veterans compensation or pension income. Month 4 of the reference period		
U Persons 15 years old and older		
V 0 .Not in universe		
1 .Yes		
2 .No		
D I08AMT1	5	3909
Amount of Veterans compensation or pension income received. Month 1 of the reference period		
Range = -9,33332		
U Persons 15 years old and older		
V -0009 .Not in universe		
D I08AMT2	5	3914
Amount of Veterans compensation or pension income received. Month 2 of the reference period		
Range = -9,33332		
U Persons 15 years old and older		
V -0009 .Not in universe		
D I08AMT3	5	3919
Amount of Veterans compensation or pension income received. Month 3 of the reference period		
Range = -9,33332		
U Persons 15 years old and older		
V -0009 .Not in universe		
D I08AMT4	5	3924
Amount of Veterans compensation or pension income received. Month 4 of the reference period		
Range = -9,33332		
U Persons 15 years old and older		
V -0009 .Not in universe		
D VET3034	1	3929
Were all the people living here covered by ...'s payments		
U Persons age 15 years or older receiving Veterans compensation or pension		



GENERAL TYPE 1

DATA	SIZE	BEGIN
V 00		
.Not in universe		
1		
.Yes - skip to next income source		
2		
.No		
*		*
* The next 10 fields (VET3036 through		
* VET3054) are possible answers to the		
* question:		
*		*
* Which persons were covered		
*		*
D VET3036	3	3930
Person No. 101-999		
U All persons, including children,		
receiving Veterans compensation		
or pension		
V 000		
.Not in universe		
D VET3038	3	3933
Person No. 101-999		
U All persons, including children,		
receiving Veterans compensation		
or pension		
V 000		
.Not in universe		
D VET3040	3	3936
Person No. 101-999		
U All persons, including children,		
receiving Veterans compensation		
or pension		
V 000		
.Not in universe		
D VET3042	3	3939
Person No. 101-999		
U All persons, including children,		
receiving Veterans compensation		
or pension		
V 000		
.Not in universe		
D VET3044	3	3942
Person No. 101-999		
U All persons, including children,		
receiving Veterans compensation		
or pension		
V 000		
.Not in universe		
D VET3046	3	3945
Person No. 101-999		



DATA	SIZE	BEGIN
U All persons, including children, receiving Veterans compensation or pension		
V 000 .Not in universe		
D VET3048	3	3948
Person No. 101-999		
U All persons, including children, receiving Veterans compensation or pension		
V 000 .Not in universe		
D VET3050	3	3951
Person No. 101-999		
U All persons, including children, receiving Veterans compensation or pension		
V 000 .Not in universe		
D VET3052	3	3954
Person No. 101-999		
U All persons, including children, receiving Veterans compensation or pension		
V 000 .Not in universe		
D VET3054	3	3957
Person No. 101-999		
U All persons, including children, receiving Veterans compensation or pension		
V 000 .Not in universe		
D VET3060	2	3960
Is ... required to fill out an annual income questionnaire for the Veterans Administration		
U Persons age 15 years or older receiving Veterans compensation or pension		
V -1 .OK - skip to next ISS code		
00 .Not in universe		
01 .Yes - skip to next ISS code		
02 .No - skip to next ISS code		
D IOBIMP01	1	3962
Veterans compensation or pension imputation flag 1		
Imputation of field IOBAMT1		
V 0 .Not imputed		
1 .Imputed		



GENERAL TYPE 1

DATA	SIZE	BEGIN
D 10BIMPC2	1	3963
Veterans compensation or pension imputation flag 2 Imputation of field 10BAMT2		
V 0	.Not imputed	
1	.Imputed	
G 10BIMPC3	1	3964
Veterans compensation or pension imputation flag 3 Imputation of field 10BAMT3		
V 0	.Not imputed	
1	.Imputed	
D 10BIMPC4	1	3965
Veterans compensation or pension imputation flag 4 Imputation of field 10BAMT4		
V 0	.Not imputed	
1	.Imputed	
D 110REC1	1	3966
Reciprocity of workers compensation. Month 1 of the reference period		
U	Persons 15 years old and older	
V 0	.Not in universe	
1	.Yes	
2	.No	
D 110REC2	1	3967
Reciprocity of workers compensation. Month 2 of the reference period		
U	Persons 15 years old and older	
V 0	.Not in universe	
1	.Yes	
2	.No	
D 110REC3	1	3968
Reciprocity of workers compensation. Month 3 of the reference period		
U	Persons 15 years old and older	
V 0	.Not in universe	
1	.Yes	
2	.No	
D 110REC4	1	3969
Reciprocity of workers compensation. Month 4 of the reference period		



GENERAL TYPE :

DATA	SIZE	BEGIN
U Persons 15 years old and older		
V 0 .Not in universe		
1 .Yes		
2 .No		
D 110AMT1	5	3970
Amount of workers compensation received.		
Month 1 of the reference period		
Range = -9,33332		
U Persons 15 years old and older		
V -0009 .Not in universe		
D 110AMT2	5	3975
Amount of workers compensation received.		
Month 2 of the reference period		
Range = -9,33332		
U Persons 15 years old and older		
V -0009 .Not in universe		
D 110AMT3	5	3980
Amount of workers compensation received.		
Month 3 of the reference period		
Range = -9,33332		
U Persons 15 years old and older		
V -0009 .Not in universe		
D 110AMT4	5	3985
Amount of workers compensation received.		
Month 4 of the reference period		
Range = -9,33332		
U Persons 15 years old and older		
V -0009 .Not in universe		
D 110IMPC1	1	3990
Workers compensation imputation flag 1		
Imputation of field 110AMT1		
V 0 .Not imputed		
1 .Imputed		
D 110IMPC2	1	3991
Workers compensation imputation flag 2		
Imputation of field 110AMT2		
V 0 .Not imputed		
1 .Imputed		
D 110IMPC3	1	3992
Workers compensation imputation flag 3		
Imputation of field 110AMT3		
V 0 .Not imputed		
1 .Imputed		



GENERAL TYPE 1

DATA	SIZE	BEGIN
D I10IMP04	1	3993
Workers compensation imputation flag 4 Inputation of field I10AMT4		
✓ 0	.Not imputed	
1	.Imputed	
D I12REC1	1	3994
Reciprocity of employer or union sickness payments. Month 1 of the reference period		
U	Persons 15 years old and older	
✓ 0	.Not in universe	
1	.Yes	
2	.No	
D I12REC2	1	3995
Reciprocity of employer or union sickness payments. Month 2 of the reference period		
U	Persons 15 years old and older	
✓ 0	.Not in universe	
1	.Yes	
2	.No	
D I12REC3	1	3996
Reciprocity of employer or union sickness payments. Month 3 of the reference period		
U	Persons 15 years old and older	
✓ 0	.Not in universe	
1	.Yes	
2	.No	
D I12REC4	1	3997
Reciprocity of employer or union sickness payments. Month 4 of the reference period		
U	Persons 15 years old and older	
✓ 0	.Not in universe	
1	.Yes	
2	.No	
D I12AMT1	5	3998
Amount of employer or union sickness payments received. Month 1 of the reference period Range = -9:33332		
U	Persons 15 years old and older	
✓ -0009	.Not in universe	



GENERAL TYPE 1

DATA	SIZE	BEGIN
D I12AMT2	5	4003
Amount of employer or union sickness payments received. Month 2 of the reference period		
Range = -9,33332		
U Persons 15 years old and older		
V -0009 .Not in universe		
D I12AMT3	5	4008
Amount of employer or union sickness payments received. Month 3 of the reference period		
Range = -9,33332		
U Persons 15 years old and older		
V -0009 .Not in universe		
D I12AMT4	5	4013
Amount of employer or union sickness payments received. Month 4 of the reference period		
Range = -9,33332		
U Persons 15 years old and older		
V -0009 .Not in universe		
D I12IMPC1	1	4016
Employer or union sickness plan imputation flag 1		
Imputation of field I12AMT1		
V 0 .Not imputed		
1 .Imputed		
D I12IMPC2	1	4019
Employer or union sickness plan imputation flag 2		
Imputation of field I12AMT2		
V 0 .Not imputed		
1 .Imputed		
D I12IMPC3	1	4020
Employer or union sickness plan imputation flag 3		
Imputation of field I12AMT3		
V 0 .Not imputed		
1 .Imputed		
D I12IMPC4	1	4021
Employer or union sickness plan imputation flag 4		
Imputation of field I12AMT4		



GENERAL TYPE 1

DATA	SIZE	BEGIN
V D .Not imputed		
1 .Imputed		
D I13REC1	1	4077
Reciency of private disability insurance income. Month 1 of the reference period		
U Persons 15 years old and older		
V D .Not in universe		
1 .Yes		
2 .No		
D I13REC2	1	4023
Reciency of private disability insurance income. Month 2 of the reference period		
U Persons 15 years old and older		
V D .Not in universe		
1 .Yes		
2 .No		
D I13REC3	1	4024
Reciency of private disability insurance income. Month 3 of the reference period		
U Persons 15 years old and older		
V D .Not in universe		
1 .Yes		
2 .No		
D I13REC4	1	4025
Reciency of private disability insurance income. Month 4 of the reference period		
U Persons 15 years old and older		
V D .Not in universe		
1 .Yes		
2 .No		
D I13AMT1	5	4026
Amount of private disability insurance income received. Month 1 of the reference period		
Range = -9.33332		
U Persons 15 years old or older		
V -0009 .Not in universe		
D I13AMT2	5	4031
Amount of private disability insurance		



GENERAL TYPE 1

DATA	SIZE	BEGIN
income received. Month 2 of the reference period Range = -9,33332		
U Persons 15 years old or older		
V -0009 .Not in universe		
D I13AMT3	5	4036
Amount of private disability insurance income received. Month 3 of the reference period Range = -9,33332		
U Persons 15 years old or older		
V -0009 .Not in universe		
D I13AMT4	5	4041
Amount of private disability insurance income received. Month 4 of the reference period Range = -9,33332		
U Persons 15 years old and older		
V -0009 .Not in universe		
D I13IMP01	1	4046
Private disability insurance imputation flag 1 Imputation of field I13AMT1		
V 0 .Not imputed		
1 .Imputed		
D I13IMP02	1	4047
Private disability insurance imputation flag 2 Imputation of field I13AMT2		
V 0 .Not imputed		
1 .Imputed		
D I13IMP03	1	4048
Private disability insurance imputation flag 3 Imputation of field I13AMT3		
V 0 .Not imputed		
1 .Imputed		
D I13IMP04	1	4049
Private disability insurance imputation flag 4 Imputation of field I13AMT4		
V 0 .Not imputed		
1 .Imputed		



350

GENERAL TYPE 1

DATA SIZE BEGIN

D I20REC1 1 4050
 Recipients of AFDC income.
 Month 1 of the reference period
U Persons 15 years old or older
V 0 .Not in universe
 1 .Yes
 2 .No

D I20REC2 1 4051
 Recipients of AFDC income.
 Month 2 of the reference period
U Persons 15 years old or older
V 0 .Not in universe
 1 .Yes
 2 .No

D I20REC3 1 4052
 Recipients of AFDC income.
 Month 3 of the reference period
U Persons 15 years old or older
V 0 .Not in universe
 1 .Yes
 2 .No

D I20REC4 1 4053
 Recipients of AFDC income.
 Month 4 of the reference period
U Persons 15 years old or older
V 0 .Not in universe
 1 .Yes
 2 .No

D I20AMT1 6 4054
 Amount of AFDC income received.
 Month 1 of the reference period
 Range = -9,99999
U Persons 15 years old or older
V -00009 .Not in universe

D I20AMT2 6 4060
 Amount of AFDC income received.
 Month 2 of the reference period
 Range = -9,99999
U Persons 15 years old or older
V -00009 .Not in universe



DATA	SIZE	BEGIN
D 12DAMT3	6	4066
Amount of AFDC income received.		
Month 3 of the reference period		
Range = -9,99999		
U	Persons 15 years old or older	
V	-00009 .Not in universe	
D 12DAMT4	6	4072
Amount of AFDC income received.		
Month 4 of the reference period		
Range = -9,99999		
U	Persons 15 years old or older	
V	-00009 .Not in universe	
D AFDC3034	1	4078
Were all the people living here		
covered by ...'s payments		
J	Persons age 15 years or older receiving AFDC	
V	0 .Not in universe	
1	.Yes - skip to next income source	
Z	.No	
*		*
* The next 10 fields (AFDC3036 through		
* AFDC3054) are possible answers to		
* the question:		
* Which persons were covered		
* AFDC3036 through AFDC3054		
D AFDC3036	3	4079
Person No. 101-999		
See Appendix D		
U	All persons, including children,	
receiving AFDC		
V	000 .Not in universe	
D AFDC3038	3	4082
Person No. 101-999		
See Appendix D		
U	All persons, including children,	
receiving AFDC		
V	000 .Not in universe	



GENERAL TYPE 1

DATA	SIZE	BEGIN
D AFDC3040 Person No. 101-999	3	4085
U All persons, including children, receiving AFDC		
V 000 .Not in universe		
D AFDC3042 Person No. 101-999	3	4088
U All persons, including children, receiving AFDC		
V 000 .Not in universe		
D AFDC3044 Person No. 101-999	3	4091
U All persons, including children, receiving AFDC		
V 000 .Not in universe		
D AFDC3046 Person No. 101-999	3	4094
U All persons, including children, receiving AFDC		
V 000 .Not in universe		
D AFDC3046 Person No. 101-999	3	4097
U All persons, including children, receiving AFDC		
V 000 .Not in universe		
D AFDC3050 Person No. 101-999	3	4100
U All persons, including children, receiving AFDC		
V 000 .Not in universe		
D AFDC3052 Person No. 101-999	3	4103
U All persons, including children, receiving AFDC		
V 000 .Not in universe		
D AFDC3054 Person No. 101-999	3	4106
U All persons, including children, receiving AFDC		
V 000 .Not in universe		



GENERAL TYPE 1

DATA	SIZE	BEGIN
D IZQIMPC1	1	4109
AFDC imputation flag 1		
Imputation of field IZDAMT1		
V 0	.Not imputed	
1	.Imputed	
D IZQIMPC2	1	4110
AFDC imputation flag 2		
Imputation of field IZDAMT2		
V 0	.Not imputed	
1	.Imputed	
D IZQIMPC3	1	4111
AFDC imputation flag 3		
Imputation of field IZDAMT3		
V 0	.Not imputed	
1	.Imputed	
D IZQIMPC4	1	4112
AFDC imputation flag 4		
Imputation of field IZDAMT4		
V 0	.Not imputed	
1	.Imputed	
D IZ1REC1	1	4113
Reciprocity of general assistance income.		
Month 1 of the reference period		
U	Persons 15 years old or older	
V 0	.Not in universe	
1	.Yes	
2	.No	
D IZ1REC2	1	4114
Reciprocity of general assistance income.		
Month 2 of the reference period		
U	Persons 15 years old or older	
V 0	.Not in universe	
1	.Yes	
2	.No	
D IZ1REC3	1	4115
Reciprocity of general assistance income.		
Month 3 of the reference period		
U	Persons 15 years old or older	
V 0	.Not in universe	
1	.Yes	
2	.No	
D IZ1REC4	1	4116
Reciprocity of general assistance income.		



GENERAL TYPE 1

DATA	SIZE	BEGIN
Month 4 of the reference period		
U Persons 15 years old or older		
V 0 .Not in universe		
1 .Yes		
2 .No		
D I21AMT1	5	4117
Amount of general assistance income received. Month 1 of the reference period		
Range = -9,33332		
U Persons 15 years old or older		
V -000? .Not in universe		
D I21AMT2	5	4122
Amount of general assistance income received. Month 2 of the reference period		
Range = -9,33332		
U Persons 15 years old or older		
V -000? .Not in universe		
D I21AMT3	5	4127
Amount of general assistance income received. Month 3 of the reference period		
Range = -9,33332		
U Persons 15 years old or older		
V -000? .Not in universe		
D I21AMT4	5	4132
Amount of general assistance income received. Month 4 of the reference period		
Range = -9,33332		
U Persons 15 years old or older		
V -000? .Not in universe		
D GA3034	1	4137
were all the people living here covered by ...'s payments		
U Persons age 15 years or older receiving general assistance income		
V 0 .Not in universe		
1 .Yes - skip to next income source		
2 .No		
*		*
* The next 10 fields (GA3036 through		
*		*



GENERAL TYPE 1

DATA	SIZE	BEGIN
* GA3034) are possible answers to the		*
* question:		*
*		*
* Which persons were covered		*
*		*
D GA3036	3	4138
Person No. 101-999		
U All persons, including children,		
receiving general assistance income		
V 000 .Not in universe		
D GA3038	3	4141
U All persons, including children,		
receiving general assistance income		
V 000 .Not in universe		
D GA3040	3	4144
Person No. 101-999		
U All persons, including children,		
receiving general assistance income		
V 000 .Not in universe		
D GA3042	3	4147
Person No. 101-999		
U All persons, including children,		
receiving general assistance income		
V 000 .Not in universe		
D GA3044	3	4150
Person No. 101-999		
U All persons, including children,		
receiving general assistance income		
V 000 .Not in universe		
D GA3046	3	4153
Person No. 101-999		
U All persons, including children,		
receiving general assistance income		
V 000 .Not in universe		
D GA3048	3	4156
Person No. 101-999		
U All persons, including children,		
receiving general assistance income		
V 000 .Not in universe		
D GA3050	3	4159
Person No. 101-999		



GENERAL TYPE 1

DATA	SIZE	BEGIN
U All persons, including children, receiving general assistance income		
V 000		.Not in universe
D GA3052	3	4162
Person No. 101-999		
U All persons, including children, receiving general assistance income		
V 000		.Not in universe
D GA3054	3	4165
Person No. 101-999		
U All persons, including children, receiving general assistance income		
V 000		.Not in universe
D I21IMP01	1	4168
General assistance imputation flag 1 Imputation of field I21AMT1		
V 0		.Not imputed
1		.Imputed
D I21IMP02	1	4169
General assistance imputation flag 2 Imputation of field I21AMT2		
V 0		.Not imputed
1		.Imputed
D I21IMP03	1	4170
General assistance imputation flag 3 Imputation of field I21AMT3		
V 0		.Not imputed
1		.Imputed
D I21IMP04	1	4171
General assistance imputation flag 4 Imputation of field I21AMT4		
V 0		.Not imputed
1		.Imputed
D I23REC1	1	4172
Reciprocity of foster child care payments. Month 1 of the reference period		
Month 1 of the reference period		
U Persons 15 years old or older		
V 0		.Not in universe
1		.Yes
2		.No



GENERAL TYPE 1

DATA	SIZE	BEGIN
D I23REC2	1	4173
Reciprocity of foster child care payments. Month 2 of the reference period		
U Persons 15 years old or older		
V 0 .Not in universe		
1 .Yes		
2 .No		
D I23REC3	1	4174
Reciprocity of foster child care payments. Month 3 of the reference period		
J Persons 15 years old or older		
V 0 .Not in universe		
1 .Yes		
2 .No		
D I23REC4	1	4175
Reciprocity of foster child care payments. Month 4 of the reference period		
U Persons 15 years old or older		
V 0 .Not in universe		
1 .Yes		
2 .No		
D I23AMT1	5	4176
Amount of foster child care payments received. Month 1 of the reference period		
Range = -9,33332		
U Persons 15 years old or older		
V -0009 .Not in universe		
D I23AMT2	5	4181
Amount of foster child care payments received. Month 2 of the reference period		
Range = -9,33332		
U Persons 15 years old or older		
V -0009 .Not in universe		
D I23AMT3	5	4186
Amount of foster child care payments received. Month 3 of the reference period		
Range = -9,33332		
U Persons 15 years old or older		
V -0009 .Not in universe		



GENERAL TYPE 1

DATA	SIZE	BEGIN
D 1234M4	5	4191
Amount of foster child care payments received. Month 4 of the reference period		
Range = -9,33332		
U Persons 15 years old or older		
V -0009 .Not in universe		
D FCC3034	1	4196
Were all the people living here covered by ...'s payments		
J Persons age 15 years or older receiving foster child care payments		
V 0 .Not in universe		
1 .Yes - skip to next income source		
2 .No		
*		*
* The next 10 fields (FCC3036 through FCC3054) are possible answers to the question:		
*		*
* which persons were covered		
*		*
D FCC3036	3	4197
Person No. 101-999		
U All persons, including children, receiving foster child care payments		
V 000 .Not in universe		
D FCC3038	3	4200
Person No. 101-999		
U All persons, including children, receiving foster child care payments		
V 000 .Not in universe		
D FCC3040	3	4203
Person No. 101-999		
U All persons, including children, receiving foster child care payments		
V 000 .Not in universe		
D FCC3042	3	4206
Person No. 101-999		
U All persons, including children, receiving foster child care payments		
V 000 .Not in universe		



GENERAL TYPE 1

DATA	SIZE	BEGIN
D FCC3044	3	4209
Person No. 101-999		
U All persons, including children, receiving foster child care payments		
V 000 .Not in universe		
D FCC3045	3	4212
Person No. 101-999		
U All persons, including children, receiving foster child care payments		
V 000 .Not in universe		
D FCC3046	3	4215
U All persons, including children, receiving foster child care payments		
V 000 .Not in universe		
D FCC3050	3	4218
Person No. 101-999		
U All persons, including children, receiving foster child care payments		
V 000 .Not in universe		
D FCC3052	3	4221
Person No. 101-999		
U All persons, including children, receiving foster child care payments		
V 000 .Not in universe		
D FCC3054	3	4224
Person No. 101-999		
U All persons, including children, receiving foster child care payments		
V 000 .Not in universe		
D I23IMP01	1	4227
Foster child care imputation flag 1 Imputation of field I23AMT1		
V 0 .Not imputed		
1 .Imputed		
D I23IMP02	1	4228
Foster child care imputation flag 2 Imputation of field I23AMT2		
V 0 .Not imputed		
1 .Imputed		
D I23IMP03	1	4229
Foster child care imputation flag 3		



360

GENERAL TYPE 1

DATA	SIZE	BEGIN
Imputation of field I23AMT3		
V 0		.Not imputed
1		.Imputed
D I23IMP04	1	4230
Foster child care imputation flag 4		
Imputation of field I23AMT4		
V 0		.Not imputed
1		.Imputed
D I24REC1	1	4231
Reciprocity of other welfare.		
Month 1 of the reference period		
U Persons 15 years old or older		
V 0		.Not in universe
1		.Yes
2		.No
D I24REC2	1	4232
Reciprocity of other welfare.		
Month 2 of the reference period		
U Persons 15 years old or older		
V 0		.Not in universe
1		.Yes
2		.No
D I24REC3	1	4233
Reciprocity of other welfare.		
Month 3 of the reference period		
U Persons 15 years old or older		
V 0		.Not in universe
1		.Yes
2		.No
D I24REC4	1	4234
Reciprocity of other welfare.		
Month 4 of the reference period		
U Persons 15 years old or older		
V 0		.Not in universe
1		.Yes
2		.No
D I24AMT1	5	4235
Amount of other welfare received.		
Month 1 of the reference period		
Range = -9,33332		
U Persons 15 years old or older		
V -0009		.Not in universe



DATA	SIZE	BEGIN
D 124AMT2	5	4240
Amount of other welfare received, Month 2 of the reference period Range = -9,33332		
U	Persons 15 years old or older	
V	-0009 .Not in universe	
D 124AMT3	5	4245
Amount of other welfare received, Month 3 of the reference period Range = -9,33332		
U	Persons 15 years old or older	
V	-0009 .Not in universe	
D 124AMT4	5	4250
Amount of other welfare received, Month 4 of the reference period Range = -9,33332		
U	Persons 15 years old or older	
V	-0009 .Not in universe	
D OW3034	1	4255
Were all the people living here covered by ...'s payments		
U	Persons age 15 years or older receiving other welfare	
V	0 .Not in universe	
1	.Yes - skip to next income source	
2	.No	
*		*
* The next 10 fields (OW3036 through		
* OW3054) are possible answers to the		
* question:		
*		*
* Which persons were covered		
*		*
D OW3036	3	4256
Person No. 101-999		
U	All persons, including children, receiving other welfare	
V	000 .Not in universe	
D OW3038	3	4259
Person No. 101-999		
U	All persons, including children, receiving other welfare	
V	000 .Not in universe	



GENERAL TYPE 1

DATA	SIZE	BEGIN
D OW3040 Person No. 101-999	3	4262
U All persons, including children, receiving other welfare		
V 000 .Not in universe		
D OW3042 Person No. 101-999	3	4265
U All persons, including children, receiving other welfare		
V 000 .Not in universe		
D OW3044 Person No. 101-999	3	4268
U All persons, including children, receiving other welfare		
V 000 .Not in universe		
D OW3046 Person No. 101-999	3	4271
U All persons, including children, receiving other welfare		
V 000 .Not in universe		
D OW3048 Person No. 101-999	3	4274
U All persons, including children, receiving other welfare		
V 000 .Not in universe		
D OW3050 Person No. 101-999	3	4277
U All persons, including children, receiving other welfare		
V 000 .Not in universe		
D OW3052 Person No. 101-999	3	4280
U All persons, including children, receiving other welfare		
V 000 .Not in universe		
D OW3054 Person No. 101-999	3	4283
U All persons, including children, receiving other welfare		
V 000 .Not in universe		



GENERAL TYPE :

DATA	SIZE	BEGIN
D I24IMPD1	1	4286
Other welfare imputation flag 1 Imputation of field I24AMT1		
V 0	.Not imputed	
1	.Imputed	
D I24IMPD2	1	4287
Other welfare imputation flag 2 Imputation of field I24AMT2		
V 0	.Not imputed	
1	.Imputed	
D I24IMPD3	1	4288
Other welfare imputation flag 3 Imputation of field I24AMT3		
V 0	.Not imputed	
1	.Imputed	
D I24IMPD4	1	4289
Other welfare imputation flag 4 Imputation of field I24AMT4		
V 0	.Not imputed	
1	.Imputed	
D WIC3138	1	4290
Did ... receive any WIC vouchers last month. Month 4		
U	Female 15 years old or older receiving WIC vouchers	
V 0	.No	
1	.Yes	
9	.Not in universe	
D WIC3140	1	4291
Did ... receive any WIC vouchers 2 months ago. Month 3		
U	Female 15 years old or older receiving WIC vouchers	
V 0	.No	
1	.Yes	
9	.Not in universe	
D WIC3142	1	4292
Did ... receive any WIC vouchers 3 months ago. Month 2		
U	Female 15 years old or older receiving WIC vouchers	
V 0	.No	
1	.Yes	
9	.Not in universe	



GENERAL TYPE 1

DATA	SIZE	BEGIN
D WIC3144	1	4293
Did ... receive any WIC vouchers 4 months ago. Month 1		
U Female 15 years old or older receiving WIC vouchers		
V 0	.No	
1	.Yes	
9	.Not in universe	
D I25IMP01	1	4294
WIC imputation flag 1 Imputation of field WIC3135		
✓ V 0	.Not imputed	
1	.Imputed	
D I25IMP02	1	4295
WIC imputation flag 2 Imputation of field WIC3140		
✓ V 0	.Not imputed	
1	.Imputed	
D I25IMP03	1	4296
WIC imputation flag 3 Imputation of field WIC3142		
✓ V 0	.Not imputed	
1	.Imputed	
D I25IMP04	1	4297
WIC imputation flag 4 Imputation of field WIC3144		
✓ V 0	.Not imputed	
1	.Imputed	
D I27REC1	1	4298
Reciprocity of food stamps. Month 1 of the reference period		
U Persons 15 years old or older		
V 0	.Not in universe	
1	.Yes	
2	.No	
D I27REC2	1	4299
Reciprocity of food stamps. Month 2 of the reference period		
U Persons 15 years old or older		
V 0	.Not in universe	
1	.Yes	
2	.No	



DATA	SIZE	BEGIN
D 127REC3	1	4300
Reciency of food stamps.		
Month 3 of the reference period		
U Persons 15 years old or older		
V 0 .Not in universe		
1 .Yes		
2 .No		
D 127REC4	1	4301
Reciency of food stamps.		
Month 4 of the reference period		
U Persons 15 years old or older		
V 0 .Not in universe		
1 .Yes		
2 .No		
D 127AMT1	5	4302
Amount of food stamps received.		
Month 1 of the reference period		
Range = -9,33332		
U Persons 15 years old or older		
V -0009 .Not in universe		
D 127AMT2	5	4307
Amount of food stamps received.		
Month 2 of the reference period		
Range = -9,33332		
U Persons 15 years old or older		
V -0009 .Not in universe		
D 127AMT3	5	4312
Amount of food stamps received.		
Month 3 of the reference period		
Range = -9,33332		
U Persons 15 years old or older		
V -0009 .Not in universe		
D 127AMT4	5	4317
Amount of food stamps received.		
Month 4 of the reference period		
Range = -9,33332		
U Persons 15 years old or older		
V -0009 .Not in universe		
D FS3100	1	4322
Were all the people living here		
covered under ...'s food stamp		
allotment		
U All persons; including children;		



GENERAL TYPE 1

DATA	SIZE	BEGIN
covered by food stamp allotment		
V 0		.Not in universe
1		.Yes - skip to next income source
2		.No
*		*
* The next 10 fields (FS3102 through		*
* FS3120) are possible answers to the		*
* question:		*
*		*
* which persons were covered		*
*		*
D FS3102	3	4323
Person No. 101-999		
U		All persons, including children,
		covered by food stamp allotment
V 000		.Not in universe
D FS3104	3	4376
Person No. 101-999		
U		All persons, including children,
		covered by food stamp allotment
V 000		.Not in universe
D FS3106	3	4329
Person No. 101-999		
U		All persons, including children,
		covered by food stamp allotment
V 000		.Not in universe
D FS3108	3	4332
Person No. 101-999		
U		All persons, including children,
		covered by food stamp allotment
V 000		.Not in universe
D FS3110	3	4335
Person No. 101-999		
U		All persons, including children,
		covered by food stamp allotment
V 000		.Not in universe
D FS3112	3	4338
Person No. 101-999		
U		All persons, including children,
		covered by food stamp allotment
V 000		.Not in universe



GENERAL TYPE 1

DATA	SIZE	BEGIN
D FS3114	3	4341
Person No. 101-999		
U All persons, including children, covered by food stamp allotment		
V 000 .Not in universe		
D FS3116	3	4344
Person No. 101-999		
U All persons, including children, covered by food stamp allotment		
V 000 .Not in universe		
D FS3118	3	4347
Person No. 101-999		
U All persons, including children, covered by food stamp allotment		
V 000 .Not in universe		
D FS3120	3	4350
Person No. 101-999		
U All persons, including children, covered by food stamp allotment		
V 000 .Not in universe		
D I27IMPD1	1	4353
Food stamp imputation flag 1		
Imputation of field I27AMT1		
V 0 .Not imputed		
1 .Imputed		
D I27IMPD2	1	4354
Food stamp imputation flag 2		
Imputation of field I27AMT2		
V 0 .Not imputed		
1 .Imputed		
D I27IMPD3	1	4355
Food stamp imputation flag 3		
Imputation of field I27AMT3		
V 0 .Not imputed		
1 .Imputed		
D I27IMPD4	1	4356
Food stamp imputation flag 4		
Imputation of field I27AMT4		
V 0 .Not imputed		
1 .Imputed		
D I28REC1	1	4357
Reciprocity of child support payments.		



368

GENERAL TYPE 1

DATA SIZE BEGIN

Month 1 of the reference period

U Persons 15 years old or older

V 0 .Not in universe

1 .Yes

2 .No

D I2BREC2 1 4358

Reciprocity of child support payments.

Month 2 of the reference period

U Persons 15 years old or older

V 0 .Not in universe

1 .Yes

2 .No

D I2BREC3 1 4359

Reciprocity of child support payments.

Month 3 of the reference period

U Persons 15 years old or older

V 0 .Not in universe

1 .Yes

2 .No

D I2BREC4 1 4360

Reciprocity of child support payments.

Month 4 of the reference period

U Persons 15 years old or older

V 0 .Not in universe

1 .Yes

2 .No

D I2BAMT1 5 4361

Amount of child support payments received.

Month 1 of the reference period

Range = -9,33332

U Persons 15 years old or older

V -0009 .Not in universe

D I2BAMT2 5 4366

Amount of child support payments received.

Month 2 of the reference period

Range = -9,33332

U Persons 15 years old or older

V -0009 .Not in universe

D I2BAMT3 5 4371

Amount of child support payments



DATA	SIZE	BEGIN
		received. Month 3 of the reference period Range = -9,33337
U		Persons 15 years old or older
V		-0009 .Not in universe
D	5	4376
		Amount of child support payments received. Month 4 of the reference period Range = -9,33332
J		Persons 15 years old or older
V		-0009 .Not in universe
D	1	4381
		Child support imputation flag 1 Imputation of field I26AMT1
V		0 .Not imputed 1 .Imputed
D	1	4382
		Child support imputation flag 2 Imputation of field I26AMT2
V		0 .Not imputed 1 .Imputed
D	1	4383
		Child support imputation flag 3 Imputation of field I26AMT3
V		0 .Not imputed 1 .Imputed
D	1	4384
		Child support imputation flag 4 Imputation of field I26AMT4
V		0 .Not imputed 1 .Imputed
D	1	4385
		Reciprocity of alimony payments. Month 1 of the reference period
U		Persons 15 years old or older
V		0 .Not in universe 1 .Yes 2 .No
D	1	4386
		Reciprocity of alimony payments. Month 2 of the reference period



370

GENERAL TYPE 1

DATA	SIZE	BEGIN
U Persons 15 years old or older V 0 .Not in universe 1 .Yes 2 .No		
D I29REC3 Reciency of alimony payments. Month 3 of the reference period U Persons 15 years old or older V 0 .Not in universe 1 .Yes 2 .No	1	4387
D I29REC4 Reciency of alimony payments. Month 4 of the reference period U Persons 15 years old or older V 0 .Not in universe 1 .Yes 2 .No	1	4388
D I29AMT1 Amount of alimony payments received. Month 1 of the reference period Range = -9,33332 U Persons 15 years old or older V -0009 .Not in universe	5	4389
D I29AMT2 Amount of alimony payments received. Month 2 of the reference period Range = -9,33332 U Persons 15 years old or older V -0009 .Not in universe	5	4394
D I29AMT3 Amount of alimony payments received. Month 3 of the reference period Range = -9,33332 U Persons 15 years old or older V -0009 .Not in universe	5	4395
D I29AMT4 Amount of alimony payments received. Month 4 of the reference period Range = -9,33332 U Persons 15 years old or older V -0009 .Not in universe	5	4404



DATA	SIZE	BEGIN
D I29IMP01	1	4409
Alimony payments imputation flag 1		
Imputation of field I29AMT1		
V 0	.Not imputed	
1	.Imputed	
D I29IMP02	1	4410
Alimony payments imputation flag 2		
Imputation of field I29AMT2		
V 0	.Not imputed	
1	.Imputed	
D I29IMP03	1	4411
Alimony payments imputation flag 3		
Imputation of field I29AMT3		
V 0	.Not imputed	
1	.Imputed	
D I29IMP04	1	4412
Alimony payments imputation flag 4		
Imputation of field I29AMT4		
V 0	.Not imputed	
1	.Imputed	
D I30REC1	1	4413
Reciprocity of company or union pension		
income. Month 1 of the reference period		
U Persons 40 years old or older		
V 0	.Not in universe	
1	.Yes	
2	.No	
D I30REC2	1	4414
Reciprocity of company or union pension		
income. Month 2 of the reference period		
U Persons 40 years old or older		
V 0	.Not in universe	
1	.Yes	
2	.No	
D I30REC3	1	4415
Reciprocity of company or union pension		
income. Month 3 of the reference		
period		
U Persons 40 years old or older		
V 0	.Not in universe	
1	.Yes	
2	.No	



GENERAL TYPE 1

DATA	SIZE	BEGIN
D I30REC4	1	4416
Reciency of company or union pension income. Month 4 of the reference period		
U Persons 40 years old or older		
V 0 .Not in universe		
1 .Yes		
2 .No		
D I30AMT1	5	4417
Amount of company or union pension income received. Month 1 of the reference period		
Range = -9,33332		
U Persons 40 years old or older		
V -0009 .Not in universe		
D I30AMT2	5	4422
Amount of company or union pension income received. Month 2 of the reference period		
Range = -9,33332		
U Persons 40 years old or older		
V -0009 .Not in universe		
D I30AMT3	5	4427
Amount of company or union pension income received. Month 3 of the reference period		
Range = -9,33332		
U Persons 40 years old or older		
V -0009 .Not in universe		
D I30AMT4	5	4432
Amount of company or union pension income received. Month 4 of the reference period		
Range = -9,33332		
U Persons 40 years old or older		
V -0009 .Not in universe		
D I30IMPO1	1	4437
Company or union pension imputation		
+lag 1		
Imputation of field I30AMT1		
V 0 .Not imputed		
1 .Imputed		



DATA	SIZE	BEGIN
D 130IMP02	1	4438
Company or union pension imputation flag 2		
Imputation of field 130AMT2		
V 0	.Not imputed	
1	.Imputed	
D 130IMP03	1	4439
Company or union pension imputation flag 3		
Imputation of field 130AMT3		
V 0	.Not imputed	
1	.Imputed	
D 130IMP04	1	4440
Company or union pension imputation flag 4		
Imputation of field 130AMT4		
V 0	.Not imputed	
1	.Imputed	
D 131REC1	1	4441
Reciprocity of Federal civil service pension income. Month 1 of the reference period		
U	Persons 40 years old or older	
V 0	.Not in universe	
1	.Yes	
2	.No	
D 131REC2	1	4442
Reciprocity of Federal civil service pension income. Month 2 of the reference period		
U	Persons 40 years old or older	
V 0	.Not in universe	
1	.Yes	
2	.No	
D 131REC3	1	4443
Reciprocity of Federal civil service pension income. Month 3 of the reference period		
U	Persons 40 years old or older	
V 0	.Not in universe	
1	.Yes	
2	.No	
D 131REC4	1	4444
Reciprocity of Federal civil service		



GENERAL TYPE 1

DATA	SIZE	BEGIN
pension income. Month 4 of the reference period		
U Persons 40 years old or older		
V 0 .Not in universe		
1 .Yes		
2 .No		
D 131AMT1	5	4445
Amount of Federal civil service pension income received. Month 1 of the reference period. Range = -9.33332		
U Persons 40 years old or older		
V -0009 .Not in universe		
D 131AMT2	5	4450
Amount of Federal civil service pension income received. Month 2 of the reference period. Range = -9.33332		
U Persons 40 years old or older		
V -0009 .Not in universe		
D 131AMT3	5	4455
Amount of Federal civil service pension income received. Month 3 of the reference period. Range = -9.33332		
U Persons 40 years old or older		
V -0009 .Not in universe		
D 131AMT4	5	4460
Amount of Federal civil service pension income received. Month 4 of the reference period. Range = -9.33332		
U Persons 40 years old or older		
V -0009 .Not in universe		
D 131IMP01	1	4465
Federal civilian pension imputation flag 1		
Imputation of field 131AMT1		
V 0 .Not imputed		
1 .Imputed		
D 131IMP02	1	4466
Federal civilian pension Imputation flag 2		
Imputation of field 131AMT2		
V 0 .Not imputed		
1 .Imputed		



DATA	SIZE	BEGIN
D I31IMF03	1	4467
Federal civilian pension imputation flag 3 Imputation of field I31AMF3		
V 0	.Not imputed	
1	.Imputed	
D I31IMF04	1	4468
Federal civilian pension imputation flag 4 Imputation of field I31AMF4		
V 0	.Not imputed	
1	.Imputed	
D I32REC1	1	4469
Reciprocity of U.S. military retirement income. Month 1 of the reference period		
U Persons 40 years old or older		
V 0	.Not in universe	
1	.Yes	
2	.No	
D I32REC2	1	4470
Reciprocity of U.S. military retirement income. Month 2 of the reference period		
U Persons 40 years old or older		
V 0	.Not in universe	
1	.Yes	
2	.No	
D I32REC3	1	4471
Reciprocity of U.S. military retirement income. Month 3 of the reference period		
U Persons 40 years old or older		
V 0	.Not in universe	
1	.Yes	
2	.No	
D I32REC4	1	4472
Reciprocity of U.S. military retirement income. Month 4 of the reference period		
U Persons 40 years old or older		
V 0	.Not in universe	
1	.Yes	
2	.No	
D I32AMT1	5	4473
Amount of U.S. military retirement income received. Month 1 of the reference		



GENERAL TYPE 1

DATA	SIZE	BEGIN
period Range = -9,33332		
U Persons 40 years old or older		
V -0009 .Not in universe		
D I32AMT2	5	4478
Amount of U.S. military retirement income received. Month 2 of the reference period Range = -9,33332		
U Persons 40 years old or older		
V -0009 .Not in universe		
D I32AMT3	5	4483
Amount of U.S. military retirement income received. Month 3 of the reference period Range = -9,33332		
U Persons 40 years old or older		
V -0009 .Not in universe		
D I32AMT4	5	4488
Amount of U.S. military retirement income received. Month 4 of the reference period Range = -9,33332		
U Persons 40 years old or older		
V -0009 .Not in universe		
D I32IMP01	1	4493
Military retirement imputation flag 1 Imputation of field I32AMT1		
V 0 .Not imputed		
1 .Imputed		
D I32IMP02	1	4494
Military retirement imputation flag 2 Imputation of field I32AMT2		
V 0 .Not imputed		
1 .Imputed		
D I32IMP03	1	4495
Military retirement imputation flag 3 Imputation of field I32AMT3		
V 0 .Not imputed		
1 .Imputed		
D I32IMP04	1	4496
Military retirement imputation flag 4 Imputation of field I32AMT4		
V 0 .Not imputed		
1 .Imputed		



DATA	SIZE	BEGIN
D 134REC1	1	4497
Reciency of State government pension income. Month 1 of the reference period		
U Persons 40 years old or older		
V 0	.Not in universe	
1	.Yes	
2	.No	
D 134REC2	1	4498
Reciency of State government pension income. Month 2 of the reference period		
U Persons 40 years old or older		
V 0	.Not in universe	
1	.Yes	
2	.No	
D 134REC3	1	4499
Reciency of State government pension income. Month 3 of the reference period		
U Persons 40 years old or older		
V 0	.Not in universe	
1	.Yes	
2	.No	
D 134REC4	1	4500
Reciency of State government pension income. Month 4 of the reference period		
U Persons 40 years old or older		
V 0	.Not in universe	
1	.Yes	
2	.No	
D 134AMT1	5	4501
Amount of State government pension income received. Month 1 of the reference period Range = -9,33332		
U Persons 40 years old or older		
V -0009	.Not in universe	
D 134AMT2	5	4506
Amount of State government pension income received. Month 2 of the reference period Range = -9,33332		
U Persons 40 years old or older		
V -0009	.Not in universe	
D 134AMT3	5	4511
Amount of State government pension income received. Month 3 of the		



378

GENERAL TYPE 1

DATA	SIZE	BEGIN
		reference period Range = -9,33332
U		Persons 40 years old or older
V		-0009 .Not in universe
D I34AMT4	5	4516
		Amount of State government pension income received. Month 4 of the reference period Range = -9,33332
U		Persons 40 years old or older
V		-0009 .Not in universe
D I34IMP01	1	4521
		State government pension imputation flag 1
		imputation of field I34AMT1
V		0 .Not imputed
		1 .imputed
D I34IMP02	1	4522
		State government pension imputation flag 2
		imputation of field I34AMT2
V		0 .Not imputed
		1 .imputed
D I34IMP03	1	4523
		State government pension imputation flag 3
		imputation of field I34AMT3
V		0 .Not imputed
		1 .imputed
D I34IMP04	1	4524
		State government pension imputation flag 4
		imputation of field I34AMT4
V		0 .Not imputed
		1 .imputed
D I35REC1	1	4525
		Reciprocity of local government pension income. Month 1 of the reference period
U		Persons 40 years old or older
V		0 .Not in universe
		1 .Yes
		2 .No
D I35REC2	1	4526
		Reciprocity of local government pension



DATA	SIZE	BEGIN
Income. Month 2 of the reference period		
U		Persons 40 years old or older
V 0		.Not in universe
1		.Yes
2		.No
D 135REC3	1	4527
Reciprocity of local government pension income. Month 3 of the reference period		
U		Persons 40 years old or older
V 0		.Not in universe
1		.Yes
2		.No
D 135REC4	1	4528
Reciprocity of local government pension income. Month 4 of the reference period		
U		Persons 40 years old or older
V 0		.Not in universe
1		.Yes
2		.No
D 135AMT1	5	4529
Amount of local government pension income received. Month 1 of the reference period Range = -9,33332		
U		Persons 40 years old or older
V -0009		.Not in universe
D 135AMT2	5	4534
Amount of local government pension income received. Month 2 of the reference period Range = -9,33332		
U		Persons 40 years old or older
V -0009		.Not in universe
D 135AMT3	5	4539
Amount of local government pension income received. Month 3 of the reference period Range = -9,33332		
U		Persons 40 years old or older
V -0009		.Not in universe
D 135AMT4	5	4544
Amount of local government pension income received. Month 4 of the reference period Range = -9,33332		
U		Persons 40 years old or older
V -0009		.Not in universe



350

GENERAL TYPE 1

DATA	SIZE	BEGIN
D I35IMPD1	1	4549
Local government pension imputation flag 1		
Imputation of field I35AMT1		
V 0	.Not imputed	
1	.Imputed	
D I35IMPD2	1	4550
Local government pension imputation flag 2		
Imputation of field I35AMT2		
V 0	.Not imputed	
1	.Imputed	
D I35IMPD3	1	4551
Local government pension imputation flag 3		
Imputation of field I35AMT3		
V 0	.Not imputed	
1	.Imputed	
D I35IMPD4	1	4552
Local government pension imputation flag 4		
Imputation of field I35AMT4		
V 0	.Not imputed	
1	.Imputed	
D I36REC1	1	4553
Reciprocity of life insurance income Month 1 of the reference period		
U	Persons 40 years old or older	
V 0	.Not in universe	
1	.Yes	
2	.No	
D I36REC2	1	4554
Reciprocity of life insurance income Month 2 of the reference period		
U	Persons 40 years old or older	
V 0	.Not in universe	
1	.Yes	
2	.no	
D I36REC3	1	4555
Reciprocity of life insurance income Month 3 of the reference period		
U	Persons 40 years old or older	



DATA	SIZE	BEGIN
V D .Not in universe		
1 .Yes		
2 .no		
D I36REC4	1	4556
Reciency of life insurance income		
Month 4 of the reference period		
U Persons 40 years old or older		
V D .Not in universe		
1 .Yes		
2 .No		
D I36AMT1	5	4557
Amount of life insurance income		
received. Month 1 of the reference		
period Range = -9,33332		
U Persons 40 years old or older		
V -0009 .Not in universe		
D I36AMT2	5	4562
Amount of life insurance income		
received. Month 2 of the reference		
period Range = -9,33332		
U Persons 40 years old or older		
V -0009 .Not in universe		
D I36AMT3	5	4567
Amount of life insurance income		
received. Month 3 of the reference		
period Range = -9,33332		
U Persons 40 years old or older		
V -0009 .Not in universe		
D I36AMT4	5	4572
Amount of life insurance income		
received. Month 4 of the reference		
period Range = -9,33332		
U Persons 40 years old or older		
V -0009 .Not in universe		
D I36IMP01	1	4577
Life insurance income imputation flag 1		
imputation of field I36AMT1		
V D .Not imputed		
1 .Imputed		
D I36IMP02	1	4578
Life insurance income imputation flag 2		
imputation of field I36AMT2		



GENERAL TYPE 1

DATA	SIZE	BEGIN
V D .Not imputed		
1 .Imputed		
D I36IMPC3	1	4579
Life insurance income imputation flag 3		
Imputation of field I36AMT3		
V D .Not imputed		
1 .Imputed		
D I36IMPC4	1	4580
Life insurance income imputation flag 4		
Imputation of field I36AMT4		
V D .Not imputed		
1 .Imputed		
D I37REC1	1	4581
Reciprocity of estates and trusts income.		
Month 1 of the reference period		
U Persons 40 years old or older		
V D .Not in universe		
1 .Yes		
2 .No		
D I37REC2	1	4582
Reciprocity of estates and trusts income.		
Month 2 of the reference period		
U Persons 40 years old or older		
V D .Not in universe		
1 .Yes		
2 .No		
D I37REC3	1	4583
Reciprocity of estates and trusts income.		
Month 3 of the reference period		
U Persons 40 years old or older		
V D .Not in universe		
1 .Yes		
2 .No		
D I37REC4	1	4584
Reciprocity of estates and trusts income.		
Month 4 of the reference period		
U Persons 40 years old or older		
V D .Not in universe		
1 .Yes		
2 .No		
D I37AMT1	5	4585
Amount of estates and trusts income		



DATA	SIZE	BEGIN
		received. Month 1 of the reference period Range = -9,33332
U		Persons 40 years old or older
V		-0009 .Not in universe
D 137AMT2	5	4590
		Amount of estates and trusts income received. Month 2 of the reference period Range = -9,33332
U		Persons 40 years old or older
V		-0009 .Not in universe
D 137AMT3	5	4595
		Amount of estates and trusts income received. Month 3 of the reference period Range = -9,33332
U		Persons 40 years old or older
V		-0009 .Not in universe
D 137AMT4	5	4600
		Amount of estates and trusts income received. Month 4 of the reference period Range = -9,33332
U		Persons 40 years old or older
V		-0009 .Not in universe
D 137IMP01	1	4605
		Estates and trusts imputation flag 1 Imputation of field 137AMT1
V		0 .Not imputed
		1 .Imputed
D 137IMP02	1	4606
		Estates and trusts imputation flag 2 Imputation of field 137AMT2
V		0 .Not imputed
		1 .Imputed
D 137IMP03	1	4607
		Estates and trusts imputation flag 3 Imputation of field 137AMT3
V		0 .Not imputed
		1 .Imputed
D 137IMP04	1	4609
		Estates and trusts imputation flag 4 Imputation of field 137AMT4
V		0 .Not imputed
		1 .Imputed



364

GENERAL TYPE 1

DATA	SIZE	BEGIN
D I38REC1	1	4607
Reciency of other retirement, disability or survivor payments income. Month 1 of the reference period		
U Persons 40 years old or older		
V 0 .Not in universe		
1 .Yes		
2 .No		
D I38REC2	1	4610
Reciency of other retirement, disability or survivor payments income. Month 2 of the reference period		
U Persons 40 years old or older		
V 0 .Not in universe		
1 .Yes		
2 .No		
D I38REC3	1	4611
Reciency of other retirement, disability or survivor payments income. Month 3 of the reference period		
U Persons 40 years old or older		
V 0 .Not in universe		
1 .Yes		
2 .No		
D I38REC4	1	4612
Reciency of other retirement, disability or survivor payments income. Month 4 of the reference period		
U Persons 40 years old or older		
V 0 .Not in universe		
1 .Yes		
2 .No		
D I38AM11	5	4613
Amount of other retirement, disability or survivor payments income received. Month 1 of the reference period Range = -9,33332		
U Persons 40 years old or older		
V -0009 .Not in universe		
D I38AM12	5	4618
Amount of other retirement, disability or survivor payments income received. Month 2 of the reference period		



DATA	SIZE	BEGIN
Range = -9,33332		
U Persons 40 years old or older		
V -0009 .Not in universe		
D 138AMT3	5	4623
Amount of other retirement, disability or survivor payments income received. Month 3 of the reference period		
Range = -9,33332		
U Persons 40 years old or older		
V -0009 .Not in universe		
D 138AMT4	5	4625
Amount of other retirement, disability or survivor payments income received. Month 4 of the reference period		
Range = -9,33332		
U Persons 40 years old or older		
V -0009 .Not in universe		
D 138IMP01	1	4633
Other retirement, disability or survivor payments imputation flag 1		
Imputation of field 138AMT1		
V 0 .Not imputed		
1 .Imputed		
D 138IMP02	1	4634
Other retirement, disability or survivor payments imputation flag 2		
Imputation of field 138AMT2		
V 0 .Not imputed		
1 .Imputed		
D 138IMP03	1	4635
Other retirement, disability or survivor payments imputation flag 3		
Imputation of field 138AMT3		
V 0 .Not imputed		
1 .Imputed		
D 138IMP04	1	4636
Other retirement, disability or survivor payments imputation flag 4		
Imputation of field 138AMT4		
V 0 .Not imputed		
1 .Imputed		
D 140REC1	1	4637
Reciprocity of G.I. Bill education		



GENERAL TYPE 1

DATA	SIZE	BEGIN
benefits. Month 1 of the reference period		
U Persons 17 to 49 years old		
V 0 .Not in universe		
1 .Yes		
2 .No		
D 140REC2	1	4638
Reciprocity of G.I. Bill education benefits. Month 2 of the reference period		
U Persons 17 to 49 years old		
V 0 .Not in universe		
1 .Yes		
2 .No		
D 140REC3	1	4637
Reciprocity of G.I. Bill education benefits. Month 3 of the reference period		
U Persons 17 to 49 years old		
V 0 .Not in universe		
1 .Yes		
2 .No		
D 140REC4	1	4640
Reciprocity of G.I. Bill education benefits. Month 4 of the reference period		
U Persons 17 to 49 years old		
V 0 .Not in universe		
1 .Yes		
2 .No		
D 140AMT1	5	4641
Amount of G.I. Bill education benefits received. Month 1 of the reference period Range = -9,33332		
U Persons 17 to 49 years old		
V -0009 .Not in universe		
D 140AMT2	5	4646
Amount of G.I. Bill education benefits received. Month 2 of the reference period Range = -9,33332		
U Persons 17 to 49 years old		
V -0009 .Not in universe		



GENERAL TYPE 1

DATA	SIZE	BEGIN
D I4DAMT3	5	4651
Amount of G.I. Bill education benefits received. Month 3 of the reference period Range = -9,33332		
U Persons 17 to 49 years old		
V -0009 .Not in universe		
D I4DAMT4	5	4656
Amount of G.I. Bill education benefits received. Month 4 of the reference period Range = -9,33332		
U Persons 17 to 49 years old		
V -0009 .Not in universe		
D I4DIMP01	1	4661
G.I. Bill education benefits imputation flag 1		
Imputation of field I4DAMT1		
V 0 .Not imputed		
1 .Imputed		
D I4DIMP02	1	4662
G.I. Bill education benefits imputation flag 2		
Imputation of field I4DAMT2		
V 0 .Not imputed		
1 .Imputed		
D I4DIMP03	1	4663
G.I. Bill education benefits imputation flag 3		
Imputation of field I4DAMT3		
V 0 .Not imputed		
1 .Imputed		
D I4DIMP04	1	4664
G.I. Bill education benefits imputation flag 4		
Imputation of field I4DAMT4		
V 0 .Not imputed		
1 .Imputed		
D I5DREC1	1	4665
Reciprocity of income from charitable groups. Month 1 of the reference period		
U Persons 15 years old or older		
V 0 .Not in universe		
1 .Yes		
2 .No		



GENERAL TYPE 1

DATA	SIZE	BEGIN
D ISOREC2	1	4666
Reciprocity of income from charitable groups. Month 2 of the reference period		
U Persons 15 years old or older		
V 0 .Not in universe		
1 .Yes		
2 .No		
D ISOREC3	1	4667
Reciprocity of income from charitable groups. Month 3 of the reference period		
U Persons 15 years old or older		
V 0 .Not in universe		
1 .Yes		
2 .No		
D ISOREC4	1	4668
Reciprocity of income from charitable groups. Month 4 of the reference period		
U Persons 15 years old or older		
V 0 .Not in universe		
1 .Yes		
2 .No		
D ISQAMT1	5	4669
Amount of income received from charitable groups. Month 1 of the reference period Range = -9,33332		
U Persons 15 years old or older		
V -0009 .Not in universe		
D ISQAMT2	5	4674
Amount of income received from charitable groups. Month 2 of the reference period Range = -9,33332		
U Persons 15 years old or older		
V -0009 .Not in universe		
D ISQAMT3	5	4679
Amount of income received from charitable groups. Month 3 of the reference period Range = -9,33332		
U Persons 15 years old or older		
V -0009 .Not in universe		
D ISQAMT4	5	4684
Amount of income received from charitable groups. Month 4 of the		



GENERAL TYPE 1

DATA	SIZE	BEGIN
reference period Range = -9,33332		
U Persons 15 years old or older		
V 0007 .Not in universe		
D ISDIMP01	1	4689
Charitable group imputat on flag 1		
Imputation of field ISDAMT1		
V 0 .Not imputed		
1 .Imputed		
D ISDIMP02	1	4690
Charitable group imputation flag 2		
Imputation of field ISDAMT2		
V 0 .Not imputed		
1 .Imputed		
D ISDIMP03	1	4691
Charitable group imputation flag 3		
Imputation of field ISDAMT3		
V 0 .Not imputed		
1 .Imputed		
D ISDIMP04	1	4692
Charitable group imputation flag 4		
Imputation of field ISDAMT4		
V 0 .Not imputed		
1 .Imputed		
D IS1REC1	1	4693
Reciprocity of money from relatives or friends. Month 1 of the reference period		
U Persons 15 years old or older		
V 0 .Not in universe		
1 .Yes		
2 .No		
D IS1REC2	1	4694
Reciprocity of money from relatives or friends. Month 2 of the reference period		
U Persons 15 years old or older		
V 0 .Not in universe		
1 .Yes		
2 .no		
D IS1REC3	1	4695
Reciprocity of money from relatives or friends. Month 3 of the reference		



GENERAL TYPE 1

DATA	SIZE	BEGIN
period		
U Persons 15 years old or older		
V 0 .Not in universe		
1 .Yes		
2 .No		
D IS1REC4	1	4696
Reciprocity of money from relatives or friends. Month 4 of the reference period		
U Persons 15 years old or older		
V 0 .Not in universe		
1 .Yes		
2 .No		
D IS1AMT1	5	4697
Amount of money received from relatives or friends. Month 1 of the reference period Range = -9,33332		
U Persons 15 years old or older		
V -0009 .Not in universe		
D IS1AMT2	5	4702
Amount of money received from relatives or friends. Month 2 of the reference period Range = -9,33332		
U Persons 15 years old or older		
V -0009 .Not in universe		
D IS1AMT3	5	4707
Amount of money received from relatives or friends. Month 3 of the reference period Range = -9,33332		
U Persons 15 years old or older		
V -0009 .Not in universe		
D IS1AMT4	5	4712
Amount of money received from relatives or friends. Month 4 of the reference period Range = -9,33332		
U Persons 15 years old or older		
V -0009 .Not in universe		
D IS1IMP01	1	4717
Money from relatives or friends		
imputation flag 1		
imputation of field IS1AMT1		
V 0 .Not imputed		
1 .imputed		



GENERAL TYPE: 1

DATA	SIZE	BEGIN
D IS1IMP02	1	4718
Money from relatives or friends imputation flag 2 Imputation of field IS1AMT2		
V D	.Not imputed	
1	.Imputed	
D IS1IMP03	1	4719
Money from relatives or friends imputation flag 3 Imputation of field IS1AMT3		
V D	.Not imputed	
1	.Imputed	
D IS1IMP04	1	4720
Money from relatives or friends imputation flag 4 Imputation of field IS1AMT4		
V D	.Not imputed	
1	.Imputed	
D IS2REC1	1	4721
Reciprocity of lump sum payments. Month 1 of the reference period		
U	Persons 15 years old or older	
V D	.Not in universe	
1	.Yes	
2	.No	
D IS2REC2	1	4722
Reciprocity of lump sum payments. Month 2 of the reference period		
U	Persons 15 years old or older	
V D	.Not in universe	
1	.Yes	
2	.No	
D IS2REC3	1	4723
Reciprocity of lump sum payments. Month 3 of the reference period		
U	Persons 15 years old or older	
V D	.Not in universe	
1	.Yes	
2	.No	
D IS2REC4	1	4724
Reciprocity of lump sum payments. Month 4 of the reference period		
U	Persons 15 years old or older	



392

GENERAL TYPE 1

DATA	SIZE	BEGIN
V 0 .Not in universe		
1 .Yes		
2 .No		
D 152AMT1	5	4725
Amount of lump sum payments received.		
Month 1 of the reference period		
Range = -9,33332		
U Persons 15 years old or older		
V -000? .Not in universe		
D 152AMT2	5	4730
Amount of lump sum payments received.		
Month 2 of the reference period		
Range = -9,33332		
U Persons 15 years old or older		
V -000? .Not in universe		
D 152AMT3	5	4735
Amount of lump sum payments received.		
Month 3 of the reference period		
Range = -9,33332		
U Persons 15 years old or older		
V -000? .Not in universe		
D 152AMT4	5	4740
Amount of lump sum payments received.		
Month 4 of the reference period		
Range = -9,33332		
U Persons 15 years old or older		
V -000? .Not in universe		
D 152IMP01	1	4745
Lump sum payment imputation flag 1		
Imputation of field 152AMT1		
V 0 .Not imputed		
1 .Imputed		
D 152IMP02	1	4746
Lump sum payment imputation flag 2		
Imputation of field 152AMT2		
V 0 .Not imputed		
1 .Imputed		
D 152IMP03	1	4747
Lump sum payment imputation flag 3		
Imputation of field 152AMT3		
V 0 .Not imputed		
1 .Imputed		



GENERAL TYPE 1

DATA	SIZE	BEGIN
D 152IMP04	1	4748
Lump sum payment imputation flag 4		
Imputation of field 152AMT4		
✓ 0	.Not imputed	
1	.Imputed	
D 153REC1	1	4749
Reciprocity of income from roomers or boarders. Month 1 of the reference period		
U	Persons 15 years old or older	
✓ 0	.Not in universe	
1	.Yes	
2	.No	
D 153REC2	1	4750
Reciprocity of income from roomers or boarders. Month 2 of the reference period		
U	Persons 15 years old or older	
✓ 0	.Not in universe	
1	.Yes	
2	.No	
D 153REC3	1	4751
Reciprocity of income from roomers or boarders. Month 3 of the reference period		
U	Persons 15 years old or older	
✓ 0	.Not in universe	
1	.Yes	
2	.No	
D 153REC4	1	4752
Reciprocity of income from roomers or boarders. Month 4 of the reference period		
U	Persons 15 years old or older	
✓ 0	.Not in universe	
1	.Yes	
2	.No	
D 153AMT1	5	4753
Amount of income from roomers or boarders received. Month 1 of the reference period Range = -9,33332		
U	Persons 15 years old or older	
✓ -0009	.Not in universe	



GENERAL TYPE 1

DATA	SIZE	BEGIN
D 153AMT2	5	4758
Amount of income from roomers or boarders received. Month 2 of the reference period Range = -9,33332		
U Persons 15 years old or older		
V -0009 .Not in universe		
D 153AMT3	5	4763
Amount of income from roomers or boarders received. Month 3 of the reference period Range = -9,33332		
U Persons 15 years old or older		
V -0009 .Not in universe		
D 153AMT4	5	4768
Amount of income from roomers or boarders received. Month 4 of the reference period Range = -9,33332		
U Persons 15 years old or older		
V -0009 .Not in universe		
D 153IMP01	1	4773
Income from roomers or boarders imputation flag 1		
Imputation of field 153AMT1		
V 0 .Not imputed		
1 .Imputed		
D 153IMP02	1	4774
Income from roomers or boarders imputation flag 2		
Imputation of field 153AMT2		
V 0 .Not imputed		
1 .Imputed		
D 153IMP03	1	4775
Income from roomers or boarders imputation flag 3		
Imputation of field 153AMT3		
V 0 .Not imputed		
1 .Imputed		
D 153IMP04	1	4776
Income from roomers or boarders imputation flag 4		
Imputation of field 153AMT4		
V 0 .Not imputed		
1 .Imputed		



DATA	SIZE	BEGIN
D IS4REC1	1	4777
Reciprocity of income from National Guard or reserve pay. Month 1 of the reference period		
U Persons 15 years old or older		
V 0 .Not in universe		
1 .Yes		
2 .No		
D IS4REC2	1	4779
Reciprocity of income from National Guard or reserve pay. Month 2 of the reference period		
U Persons 15 years old or older		
V 0 .Not in universe		
1 .Yes		
2 .No		
D IS4REC3	1	4779
Reciprocity of income from National Guard or reserve pay. Month 3 of the reference period		
U Persons 15 years old or older		
V 0 .Not in universe		
1 .Yes		
2 .No		
D IS4REC4	1	4760
Reciprocity of income from National Guard or reserve pay. Month 4 of the reference period		
U Persons 15 years old or older		
V 0 .Not in universe		
1 .Yes		
2 .No		
D IS4AMT1	5	4761
Amount of National Guard or reserve pay income received. Month 1 of the reference period Range = -9,33332		
U Persons 15 years old or older		
V -0009 .Not in universe		
D IS4AMT7	5	4766
Amount of National Guard or reserve pay income received. Month 2 of the reference period Range = -9,33332		
U Persons 15 years old or older		
V -0009 .Not in universe		



GENERAL TYPE 1

DATA	SIZE	BEGIN
D IS4AMT3	5	4791
Amount of National Guard or reserve pay income received. Month 3 of the reference period Range = -9,33332		
U Persons 15 years old or older		
V -0009 .Not in universe		
D IS4AMT4	5	4796
Amount of National Guard or reserve pay income received. Month 4 of the reference period Range = -9,33332		
U Persons 15 years old or older		
V -0009 .Not in universe		
D IS4IMP01	1	4801
National Guard or reserve pay imputation flag 1		
Imputation of field IS4AMT1		
V 0 .Not imputed		
1 .Imputed		
D IS4IMP02	1	4802
National Guard or reserve pay imputation flag 2		
Imputation of field IS4AMT2		
V 0 .Not imputed		
1 .Imputed		
D IS4IMP03	1	4803
National Guard or reserve pay imputation flag 3		
Imputation of field IS4AMT3		
V 0 .Not imputed		
1 .Imputed		
D IS4IMP04	1	4804
National Guard or reserve pay imputation flag 4		
Imputation of field IS4AMT4		
V 0 .Not imputed		
1 .Imputed		
D IS5REC1	1	4805
Reciprocity of incidental or casual earnings income. Month 1 of the reference period		
U Persons 15 years old or older		
V 0 .Not in universe		



GENERAL TYPE 1

DATA	SIZE	BEGIN
1 .Yes		
2 .No		
D ISSREC2	1	4606
Reciency of incidental or casual earnings income. Month 2 of the reference period		
U Persons 15 years old or older		
V 0 .Not in universe		
1 .Yes		
2 .No		
D ISSREC3	1	4607
Reciency of incidental or casual earnings income. Month 3 of the reference period		
U Persons 15 years old or older		
V 0 .Not in universe		
1 .Yes		
2 .No		
D ISSREC4	1	4608
Reciency of incidental or casual earnings income. Month 4 of the reference period		
J Persons 15 years old or older		
V 0 .Not in universe		
1 .Yes		
2 .No		
D ISSAMT1	5	4907
Amount of incidental or casual earnings income received. Month 1 of the reference period		
Range = -9,33332		
U Persons 15 years old or older		
V -0009 .Not in universe		
D ISSAMT2	5	4914
Amount of incidental or casual earnings income received. Month 2 of the reference period		
Range = -9,33332		
U Persons 15 years old or older		
V -0009 .Not in universe		
D ISSAMT3	5	4919
Amount of incidental or casual earnings income received. Month 3 of the		



GENERAL TYPE 1

DATA	SIZE	BEGIN
reference period		
Range = -9,33332		
U Persons 15 years old or older		
V -0009 .Not in universe		
D ISSAMT4	5	4824
Amount of incidental or casual earnings		
income received. Month 4 of the		
reference period		
Range = -9,33332		
U Persons 15 years old or older		
V -0009 .Not in universe		
D ISSIMP01	1	4829
Casual earnings imputation flag 1		
Imputation of field ISSAMT1		
V 0 .Not imputed		
1 .Imputed		
D ISSIMP02	1	4830
Casual earnings imputation flag 2		
Imputation of field ISSAMT2		
V 0 .Not imputed		
1 .Imputed		
D ISSIMP03	1	4831
Casual earnings imputation flag 3		
Imputation of field ISSAMT3		
V 0 .Not imputed		
1 .Imputed		
D ISSIMP04	1	4832
Casual earnings imputation flag 4		
Imputation of field ISSAMT4		
V 0 .Not imputed		
1 .Imputed		
D ISAREC1	1	4833
Reciprocity of other cash income.		
Month 1 of the reference period		
U Persons 15 years old or older		
V 0 .Not in universe		
1 .Yes		
2 .No		
D ISAREC2	1	4834
Reciprocity of other cash income.		
Month 2 of the reference period		



DATA	SIZE	BEGIN
U Persons 15 years old or older		
V 0 .Not in universe		
1 .Yes		
2 .No		
D 156REC3	1	4835
Reciprocity of other cash income.		
Month 3 of the reference period		
U Persons 15 years old or older		
V 0 .Not in universe		
1 .Yes		
2 .No		
D 156REC4	1	4836
Reciprocity of other cash income.		
Month 4 of the reference period		
U Persons 15 years old or older		
V 0 .Not in universe		
1 .Yes		
2 .No		
D 156AMT1	5	4837
Amount of other cash income received.		
Month 1 of the reference period		
Range = -9,33332		
U Persons 15 years old or older		
V -0009 .Not in universe		
D 156AMT2	5	4842
Amount of other cash income received.		
Month 2 of the reference period		
Range = -9,33332		
U Persons 15 years old or older		
V -0009 .Not in universe		
D 156AMT3	5	4847
Amount of other cash income received.		
Month 3 of the reference period		
Range = -9,33332		
U Persons 15 years old or older		
V -0009 .Not in universe		
D 156AMT4	5	4852
Amount of other cash income received.		
Month 4 of the reference period		
Range = -9,33332		
U Persons 15 years old or older		
V -0009 .Not in universe		



400

GENERAL TYPE 1

DATA	SIZE	BEGIN
D I56IMP01	1	4857
Other cash income imputation flag 1 Imputation of field I56AMT1		
V 0	.Not imputed	
1	.Imputed	
D I56IMP02	1	4858
Other cash income imputation flag 2 Imputation of field I56AMT2		
V 0	.Not imputed	
1	.Imputed	
D I56IMP03	1	4859
Other cash income imputation flag 3 Imputation of field I56AMT3		
V 0	.Not imputed	
1	.Imputed	
D I56IMP04	1	4860
Other cash income imputation flag 4 Imputation of field I56AMT4		
V 0	.Not imputed	
1	.Imputed	
*		*
* The following 12 fields pertain to *		
* 5 income types which are combined *		
* to reduce the likelihood of *		
* individual disclosure. The 5 are *		
* State administered SSI; Black lung *		
* payments; State temporary sickness *		
* or disability benefits; Indian; *		
* Cuban or refugee assistance; and *		
* National Guard or Reserve Forces *		
* retirement. *		
*		*
D I75REC1	1	4861
Reciprocity of undisclosable income. Month 1 of the reference period		
U	Persons 15 years old or older	
V 0	.Not in universe	
1	.Yes	
2	.No	
D I75REC2	1	4862
Reciprocity of undisclosable income. Month 2 of the reference period		
U	Persons 15 years old or older	



DATA	SIZE	BEGIN
V 0 .Not in universe 1 .Yes 2 .No		
D I75REC3	1	4863
Reciprocity of undisclosable income. Month 3 of the reference period		
U Persons 15 years old or older		
V 0 .Not in universe 1 .Yes 2 .No		
D I75REC4	1	4864
Reciprocity of undisclosable income. Month 4 of the reference period		
U Persons 15 years old or older		
V 0 .Not in universe 1 .Yes 2 .No		
D I75AM1	6	4865
Amount of undisclosable income received. Month 1 of the reference period		
Range = -9,166660		
U Persons 15 years old or older		
V -00009 .Not in universe		
D I75AMT2	6	4871
Amount of undisclosable income received. Month 2 of the reference period		
Range = -9,166660		
U Persons 15 years old or older		
V -00009 .Not in universe		
D I75AMT3	6	4877
Amount of undisclosable income received. Month 3 of the reference period		
Range = -9,166660		
U Persons 15 years old or older		
V -00009 .Not in universe		
D I75AMT4	6	4883
Amount of undisclosable income received. Month 4 of the reference period		
Range = -9,166660		
U Persons 15 years old or older		
V -00009 .Not in universe		
D I75:MPD1	1	4889
Undisclosable income imputation +lag 1		



402

GENERAL TYPE 1

DATA	SIZE	BEGIN
Imputation of field I75AMT1		
V 0		.Not imputed
1		.Imputed
D I75IMP02	1	4890
Undisclosable income imputation flag 2		
Imputation of field I75AMT2		
V 0		.Not imputed
1		.Imputed
D I75IMP03	1	4891
Undisclosable income imputation flag 3		
Imputation of field I75AMT3		
V 0		.Not imputed
1		.Imputed
D I75IMP04	1	4892
Undisclosable income imputation flag 4		
Imputation of field I75AMT4		
V 0		.Not imputed
1		.Imputed



DATA	SIZE	BEGIN
*		*
* The next 16 fields contain		*
* assets 100-103 by months 1-4.		*
*		*
* J100YN-1....4		*
* JINT1001....4		*
* O100YN-1....4		*
* OINT1001....4		*
*		*
D J100YN-1	1	4893
Were assets 100 through 103 owned jointly with spouse in month 1 of the reference period.		
U Assets 100-103 owned jointly by married couples		
V 0 .Not in universe		
1 .Yes		
2 .No		
D J100YN-2	1	4894
Were assets 100 through 103 owned jointly with spouse in month 2 of the reference period.		
U Assets 100-103 owned jointly by married couples		
V 0 .Not in universe		
1 .Yes		
2 .No		
D J100YN-3	1	4895
Were assets 100 through 103 owned jointly with spouse in month 3 of the reference period.		
U Assets 100-103 owned jointly by married couples		
V 0 .Not in universe		
1 .Yes		
2 .No		
D J100YN-4	1	4896
Were assets 100 through 103 owned jointly with spouse in month 4 of the reference period.		
U Assets 100-103 owned jointly by married couples		
V 0 .Not in universe		
1 .Yes		
2 .No		



GENERAL TYPE 2

DATA	SIZE	BEGIN
D JINT1001	4	4897
Amount of interest income received jointly with spouse from income sources 100 through 103 for month 1 of the reference period. In dollars. Range = -9,2500.		
U Assets 100-103 owned jointly by married couples		
V -009 .Not in Universe 0000 .None		
D JINT1002	4	4901
Amount of interest income received jointly with spouse from income sources 100 through 103 for month 2 of the reference period. In dollars. Range = -9,2500.		
U Assets 100-103 owned jointly by married couples		
V -009 .Not in Universe 0000 .None		
D JINT1003	4	4905
Amount of interest income received jointly with spouse from income sources 100 through 103 for month 3 of the reference period. In dollars. Range = -9,2500.		
U Assets 100-103 owned jointly by married couples		
V -009 .Not in Universe 0000 .None		
D JINT1004	4	4909
Amount of interest income received jointly with spouse from income sources 100 through 103 for month 4 of the reference period. In dollars. Range = -9,2500.		
U Assets 100-103 owned jointly by married couples		
V -009 .Not in universe 0000 .None		
D O100YN-1	1	4913
Were assets 100 through 103 owned in own name in month 1 of the reference period.		
U Assets 100-103 owned by individual persons		



DATA	SIZE	BEGIN
15 years old and older		
V 0		.Not in universe
1		.Yes
2		.No
D 0100YN-2	1	4914
Were assets 100 through 103 owned in own name in month 2 of the reference period.		
U		Assets 100-103 owned by individual persons 15 years old and older
V 0		.Not in universe
1		.Yes
2		.No
D 0100YN-3	1	4915
Were assets 100 through 103 owned in our name in month 3 of the reference period.		
L		Assets 100-103 owned by individual persons 15 years old and older
V 0		.Not in universe
1		.Yes
2		.No
D 0100YN-4	1	4916
Were assets 100 through 103 owned in own name in month 4 of the reference period.		
U		Assets 100-103 owned by individual persons 15 years old and older
V 0		.Not in universe
1		.Yes
2		.No
D 0INT1001	4	4917
Amount of interest income received in own name from income sources 100 through 103 for month 1 of the reference period. In dollars. Range = -9,2500.		
L		Assets 100-103 owned by individual persons 15 years old and older
V -009		.Not in universe
0000		.None
D 0INT1002	4	4921
Amount of interest income received in own name from income sources 100 through 103 for month 2 of the reference period. In dollars. Range = -9,2500.		



GENERAL TYPE 2

DATA	SIZE	BEGIN
L Assets 100-103 owned by individual persons 15 years old and older		
V -009 .Not in universe		
0000 .None		
D OINT1003	4	4925
Amount of interest income received in own name from income sources 100 through 103 for month 3 of the reference period. In dollars. Range = -9,2500.		
U Assets 100-103 owned by individual persons 15 years old and older		
V -009 .Not in universe		
0000 .None		
D OINT1004	4	4929
Amount of interest income received in own name from income sources 100 through 103 for month 4 of the reference period. In dollars. Range = -9,2500.		
U Assets 100-103 owned by individual persons 15 years old and older		
V -009 .Not in universe		
0000 .None		
D JCALC100	1	4933
Were the fields "OINT1001...4" calculated based on reported account balances		
U Assets 100-103 owned jointly by married couples		
V 0 .No, not calculated		
1 .Yes, interest was calculated		
9 .Not in universe		
D OCALC100	1	4934
Were the fields "OINT1001...4" calculated based on reported account balances		
U Assets 100-103 owned by individual persons 15 years old and older		
V 0 .No, not calculated		
1 .Yes, calculated		
9 .Not in universe		

* *
* The next 16 fields contain *



DATA	SIZE	BEGIN
* assets 104-107 by months 1-4.		*
* J104YN-1....4		*
* JINT1041....4		*
* O104YN-1....4		*
* OINT1041....4		*
* *		*
D J104YN-1 1 4935		
Were assets 104 through 107 owned jointly with spouse in month 1 of the reference period.		
U Assets 104-107 owned jointly by married couples		
V 0 .Not in universe		
1 .Yes		
2 .No		
D J104YN-2 1 4936		
Were assets 104 through 107 owned jointly with spouse in month 2 of the reference period.		
U Assets 104-107 owned jointly by married couples		
V 0 .Not in universe		
1 .Yes		
2 .No		
D J104YN-3 1 4937		
Were assets 104 through 107 owned jointly with spouse in month 3 of the reference period.		
U Assets 104-107 owned jointly by married couples		
V 0 .Not in universe		
1 .Yes		
2 .No		
D J104YN-4 1 4938		
Were assets 104 through 107 owned jointly with spouse in month 4 of the reference period.		
U Assets 104-107 owned jointly by married couples		
V 0 .Not in universe		
1 .Yes		
2 .No		
D JINT1041 4 4939		
Amount of income received jointly with		



405

GENERAL TYPE 2

DATA	SIZE	BEGIN
spouse from income sources 104 through 107 for month 1 of the reference period. In dollars. Range = -9,2500.		
U Assets 104-107 owned jointly by married couples		
V -009 .Not in universe		
0000 .None		
D JINT1042	4	4943
Amount of income received jointly with spouse from income sources 104 through 107 for month 2 of the reference period. In dollars. Range = -9,2500.		
U Assets 104-107 owned jointly by married couples		
V -009 .Not in universe		
0000 .None		
D JINT1043	4	4947
Amount of income received jointly with spouse from income sources 104 through 107 for month 3 of the reference period. In dollars. Range = -9,2500.		
U Assets 104-107 owned jointly by married couples		
V -009 .Not in universe		
0000 .None		
D JINT1044	4	4951
Amount of income received jointly with spouse from income sources 104 through 107 for month 4 of the reference period. In dollars. Range = -9,2500.		
U Assets 104-107 owned jointly by married couples		
V -009 .Not in universe		
0000 .None		
D O104YN-1	1	4955
Were assets 104 through 107 owned in own name in month 1 of the reference period.		
U Assets 104-107 owned by individual persons 15 years old and older		
V 0 .Not in universe		
1 .Yes		
2 .No		
C O104YN-2	1	4956
Were assets 104 through 107 owned in own		



DATA	SIZE	BEGIN
name in month 2 of the reference period.		
U Assets 104-107 owned by individual persons 15 years old and older		
V 0 .Not in universe		
1 .Yes		
2 .No		
D 0104YN-3	1	4957
Were assets 104 through 107 owned in own name in month 3 of the reference period.		
U Assets 104-107 owned by individual persons 15 years old and older		
V 0 .Not in universe		
1 .Yes		
2 .No		
D 0104YN-4	1	4958
Were assets 104 through 107 owned in own name in month 4 of the reference period.		
U Assets 104-107 owned by individual persons 15 years old and older		
V 0 .Not in universe		
1 .Yes		
2 .No		
D 0INT1041	4	4959
Amount of income received in own name from income sources 104 through 107 for month 1 of the reference period. In dollars. Range = -9,2500.		
U Assets 104-107 owned by individual persons 15 years old and older		
V -009 .Not in universe		
0000 .None		
D 0INT1042	4	4963
Amount of income received in own name from income sources 104 through 107 for month 2 of the reference period. In dollars. Range = -9,2500.		
J Assets 104-107 owned by individual persons 15 years old and older		
V -009 .Not in universe		
0000 .None		
D 0INT1043	4	4967
Amount of income received in own name from income sources 104 through 107 for month 3 of the reference period. In		



410

GENERAL TYPE 2

DATA SIZE BEGIN

dollars. Range = -9,2500.

U Assets 104-107 owned by individual persons
15 years old and older

V -009 .Not in universe
0000 .None

D CINT104 4 4971

Amount of income received in own name
from income sources 104 through 107 for
month 4 of the reference period. In
dollars. Range = -9,2500.

U Assets 104-107 owned by individual persons
15 years old and older

V -009 .Not in universe
0000 .None

D JCALC104 1 4975

Were the fields "JINT1041....4"
calculated based on reported account
balances

U Assets 104-107 owned jointly by married
couples

V 0 .No; not calculated
1 .Yes; interest was calculated
9 .Not in universe

D OCALC104 1 4976

Were the fields "OINT1041....4"
calculated based on reported account
balances

U Assets 104-107 owned by individual persons
15 years old and older

V 0 .No; not calculated
1 .Yes; calculated
9 .Not in universe

* *
* The next 32 fields contain income *
* source code 110 (stocks or mutual *
* fund shares) by months 1-4. *
* *
* J110RYN1....4 *
* JDIR1101....4 *
* O110RYN1....4 *
* ODIR1101....4 *
* J110CYN1....4 *
* JDIR1101....4 *
* O110CYN1....4 *
* ODIR1101....4 *
* *



DATA	SIZE	BEGIN
D J110RYN1	1	4977
Were dividend checks received jointly with spouse in month 1 of the reference period.		
J Asset 110 owned jointly by married couples		
V 0 .Not in universe		
1 .Yes		
2 .No		
D J110RYN2	1	4978
Were dividend checks received jointly with spouse in month 2 of the reference period.		
U Asset 110 owned jointly by married couples		
V 0 .Not in universe		
1 .Yes		
2 .No		
D J110RYN3	1	4979
Were dividend checks received jointly with spouse in month 3 of the reference period.		
U Asset 110 owned jointly by married couples		
V 0 .Not in universe		
1 .Yes		
2 .No		
D J110RYN4	1	4980
Were dividend checks received jointly with spouse in month 4 of the reference period.		
U Asset 110 owned jointly by married couples		
V 0 .Not in universe		
1 .Yes		
2 .No		
D JDIR1101	4	4981
Amount of income received jointly with spouse from income source 110 for month 1 of the reference period. In dollars. Range = -9,2500.		
U Asset 110 owned jointly by married couples		
V -009 .Not in universe		
0000 .None		
D JDIR1102	4	4982
Amount of income received jointly with spouse from income source 110 for month 2 of the reference period. In dollars.		



412

GENERAL TYPE 2

DATA SIZE BEGIN

Range = -9,2500.

U Asset 110 owned jointly by married couples

V -009 .Not in universe

0000 .None

D JDIR1103 4 4989

Amount of income received jointly with spouse from income source 110 for month 3 of the reference period. In dollars.

Range = -9,2500.

U Asset 110 owned jointly by married couples

V -009 .Not in universe

0000 .None

D JDIR1104 4 4993

Amount of income received jointly with spouse from income source 110 for month 4 of the reference period. In dollars.

Range = -9,2500.

U Asset 110 owned jointly by married couples

V -009 .Not in universe

0000 .None

D O110RYN1 1 4997

Were dividend checks received in own name in month 1 of the reference period.

U Asset 110 owned by individual persons 15 years old and older

V 0 .Not in universe

1 .Yes

2 .No

D O110RYN2 1 4998

Were dividend checks received in own name in month 2 of the reference period.

U Asset 110 owned by individual persons 15 years and older

V 0 .Not in universe

1 .Yes

2 .No

D O110RYN3 1 4999

Were dividend checks received in own name in month 3 of the reference period.

U Asset 110 owned by individual persons 15 years old and older

V 0 .Not in universe

1 .Yes

2 .No



DATA	SIZE	BEGIN
D 0110RYN4	1	5000
Were dividend checks received in own name for month 4 of the reference period.		
U Asset 110 owned by individual persons 15 years old and older		
✓ 0 .Not in universe		
1 .Yes		
2 .No		
D 001R1101	4	5001
Amount of income received in own name from income source 110 for month 1 of the reference period. In dollars.		
Range = -9,2500.		
U Asset 110 owned by individual persons 15 years old and older		
✓ -009 .Not in Universe		
0000 .None		
D 001R1102	4	5005
Amount of income received in own name from income source 110 for month 2 of the reference period. In dollars.		
Range = -9,2500.		
U Asset 110 owned by individual persons 15 years old and older		
✓ -009 .Not in universe		
0000 .None		
D 001R1103	4	5009
Amount of income received in own name from income source 110 for month 3 of the reference period. In dollars.		
Range = -9,2500.		
U Asset 110 owned by individual persons 15 years old and older		
✓ -009 .Not in universe		
0000 .None		
D 001R1104	4	5013
Amount of income received in own name from income source 110 for month 4 of the reference period. In dollars.		
Range = -9,2500.		
U Asset 110 owned by individual persons 15 years old and older		
✓ -009 .Not in universe		
0000 .None		



GENERAL TYPE 2

DATA	SIZE	BEGIN
D J110CYN1	1	5017
Were credited dividends from source 110 earned jointly with spouse in month 1 of the reference period.		
earned jointly with spouse in month 1 of the reference period.		
U Asset 110 owned jointly by married couples		
V 0 .Not in universe		
1 .Yes		
2 .No		
D J110CYN2	1	5018
Were credited dividends from source 110 earned jointly with spouse in month 2 of the reference period.		
U Asset 110 owned jointly by married couples		
V 0 .Not in universe		
1 .Yes		
2 .No		
D J110CYN3	1	5019
Were credited dividends from source 110 earned jointly with spouse in month 3 of the reference period.		
U Asset 110 owned jointly by married couples		
V 0 .Not in universe		
1 .Yes		
2 .No		
D J110CYN4	1	5020
Were credited dividends from source 110 earned jointly with spouse in month 4 of the reference period.		
U Asset 110 owned jointly by married couples		
V 0 .Not in universe		
1 .Yes		
2 .No		
D JDIC1101	4	5021
Amount of income received jointly with spouse from income source 110 and reinvested for month 1 of the reference period. In dollars. Range = -9,2500.		
U Asset 110 owned jointly by married		



DATA	SIZE	BEGIN
couples		
V -009		.Not in universe
0000		.None
D JDIC1102	4	5025
Amount of income received jointly with spouse from income source 110 and reinvested for month 2 of the reference period. In dollars. Range = -9,2500.		
U Asset 110 owned jointly by married couples		
V -009		.Not in universe
0000		.None
D JDIC1103	4	5029
Amount of income received jointly with spouse from income source 110 and reinvested for month 3 of the reference period. In dollars. Range = -9,2500.		
U Asset 110 owned jointly by married couples		
V -009		.Not in universe
0000		.None
D JDIC1104	4	5033
Amount of income received jointly with spouse from income source 110 and reinvested for month 4 of the reference period. In dollars. Range = -9,2500.		
U Asset 110 owned jointly by married couples		
V -009		.Not in universe
0000		.None
D D110CYN1	1	5037
Were credited dividends from source 110 earned in own name in month 1 of the reference period.		
U Asset 110 owned by individual persons 15 years old and older		
V 0		.Not in universe
1		.Yes
2		.No
D D110CYN2	1	5038
Were credited dividends from source 110 earned in own name in month 2 of the reference period.		
U Asset 110 owned by individual persons 15		



GENERAL TYPE 2

DATA	SIZE	BEGIN
years old and older		
V 0 .Not in universe		
1 .Yes		
2 .No		
D 0110CYN3	1	5039
Were credited dividends from source 110 earned in own name in month 3 of the reference period.		
U Asset 110 owned by individual persons 15 years old and older		
V 0 .Not in universe		
1 .Yes		
2 .No		
D 0110CYN4	1	5040
Were credited dividends from source 110 earned in own name in month 4 of the reference period.		
U Asset 110 owned by individual persons 15 years old and older		
V 0 .Not in universe		
1 .Yes		
2 .No		
D 00101101	4	5041
Amount of income received in own name from income source 110 and reinvested for month 1 of the reference period. In dollars. Range = -9,2500.		
U Asset 110 owned by individual persons 15 years old and older		
V -009 .Not in universe		
0000 .None		
D 00101102	4	5045
Amount of income received in own name from income source 110 and reinvested for month 2 of the reference period. In dollars. Range = -9,2500.		
U Asset 110 owned by individual persons 15 years old and older		
V -009 .Not in universe		
0000 .None		
D 00101103	4	5049
Amount of income received in own name from income source 110 and reinvested		



DATA SIZE BEGIN

for month 3 of the reference period. In dollars. Range = -9,2500.

U Asset 110 owned by individual persons 15 years old and older
 V -009 .Not in universe
 0000 .None

D 00101104 4 5053
 Amount of income received in own name from income source 110 and reinvested for month 4 of the reference period. In dollars. Range = -9,2500.

U Asset 110 owned by individual persons 15 years old and older
 V -009 .Not in universe
 0000 .None

```
*
* The next 24 fields contain income
* source code 120 (rental property) by
* months 1-4.
*
* J120YN-1....4
* JRN11201....4
* O120YN-1....4
* ORN11201....4
* OJ120YN1....4
* ORJ11201....4
*
*
*
```

D J120YN-1 1 5057
 Was rental income received from property owned jointly with spouse in month 1 of the reference period.

U Asset 120 owned jointly by married couples
 V 0 .Not in universe
 1 .Yes
 2 .No

D J120YN-2 1 5058
 Was rental income received from property owned jointly with spouse in month 2 of the reference period.

U Asset 120 owned jointly by married couples
 V 0 .Not in universe
 1 .Yes
 2 .No

D J120YN-3 1 5059
 Was rental income received from property



GENERAL TYPE 2

DATA	SIZE	BEGIN
owned jointly with spouse in month 3 of the reference period.		
U Asset 120 owned jointly by married couples		
V 0 .Not in universe		
1 .Yes		
2 .No		
D J120YN-4	1	5060
Was rental income received from property owned jointly with spouse in month 4 of the reference period.		
U Asset 120 owned jointly by married couples		
V 0 .Not in universe		
1 .Yes		
2 .No		
D JRNT1201	5	5061
Amount of rental income cleared jointly with spouse for month 1 of the reference period.		
Dollar amount range = -2500,2500.		
U Asset 120 owned jointly by married couples		
V -9999 .Not in universe		
00000 .None		
D JRNT1202	5	5066
Amount of rental income cleared jointly with spouse for month 2 of the reference period.		
Dollar amount range = -2500,2500.		
U Asset 120 owned jointly by married couples		
V -9999 .Not in universe		
00000 .None		
D JRNT1203	5	5071
Amount of rental income cleared jointly with spouse for month 3 of the reference period.		
Dollar amount range = -2500,2500.		
U Asset 120 owned jointly by married couples		
V -9999 .Not in universe		
00000 .None		
D JRNT1204	5	5076
Amount of rental income cleared jointly with spouse for month 4 of the reference period.		
Dollar amount range = -2500,2500.		



DATA	SIZE	BEGIN
U Asset 120 owned jointly by married couples		
V -9999 .Not in universe		
00000 .None		
D 0120YN-1	1	5081
Was rental income received from property owned in own name in month 1 of the reference period.		
U Asset 120 owned by individual persons 15 years old and older		
V 0 .Not in universe		
1 .Yes		
2 .No		
D 0120YN-2	1	5082
Was rental income received from property owned in own name in month 2 of the reference period.		
U Asset 120 owned by individual persons 15 years old and older		
V 0 .Not in universe		
1 .Yes		
2 .No		
D 0120YN-3	1	5083
Was rental income received from property owned in own name in month 3 of the reference period.		
U Asset 120 owned by individual persons 15 years old and older		
V 0 .Not in universe		
1 .Yes		
2 .No		
D 0120YN-4	1	5084
Was rental income received from property owned in own name in month 4 of the reference period.		
U Asset 120 owned by individual persons 15 years old and older		
V 0 .Not in universe		
1 .Yes		
2 .No		
D ORNT1201	5	5085
Amount of rental income cleared in our name for month 1 of the reference period. Dollar amount range = -2500,2500.		
U Asset 120 owned by individual persons 15		



426

GENERAL TYPE Z

DATA SIZE BEGIN

years old and older
V -9999 .Not in universe
00000 .None

D ORNT1202 5 5090
Amount of rental income cleared in own
name for month 2 of the reference period.
Dollar amount range = -2500,2500.
U Asset 120 owned by individual persons 15
years old and older
V -9999 .Not in universe
00000 .None

D ORNT1203 5 5095
Amount of rental income cleared in own
name for month 3 of the reference period.
Dollar amount range = -2500,2500.
U Asset 120 owned by individual persons 15
years old and older
V -9999 .Not in universe
00000 .None

D ORNT1204 5 5100
Amount of rental income cleared in own
name for month 4 of the reference period.
Dollar amount range = -2500,2500.
U Asset 120 owned by individual persons 15
years old and older
V -9999 .Not in universe
00000 .None

D OJ120YN1 1 5105
Was rental income received from property
owned jointly with others in month 1 of
the reference period.
U Asset 120 owned jointly with someone else
other than spouse
V 0 .Not in universe
1 .Yes
2 .No

D OJ120YN2 1 5106
Was rental income received from property
owned jointly with others in month 2 of
the reference period.
U Asset 120 owned jointly with someone else
other than spouse
V 0 .Not in universe



DATA	SIZE	BEGIN
1 .Yes		
2 .No		
D OJ120YN3	1	5107
Was rental income received from property owned jointly with others in month 3 of the reference period.		
U Asset 120 owned jointly with someone else other than spouse		
V 0 .Not in universe		
1 .Yes		
2 .No		
D OJ120YN4	1	5108
Was rental income received from property owned jointly with others in month 4 of the reference period.		
U Asset 120 owned jointly with someone else other than spouse		
V 0 .Not in universe		
1 .Yes		
2 .No		
D OJRT1201	5	5109
Amount of rental income cleared jointly with others for month 1 of the reference period. Dollar amount range = -2500,2500.		
U Asset 120 owned jointly with someone else other than spouse		
V -9999 .Not in universe		
00000 .None		
D OJRT1202	5	5114
Amount of rental income cleared jointly with others for month 2 of the reference period. Dollar amount range = -2500,2500		
U Asset 120 owned jointly with someone else other than spouse		
V -9999 .Not in universe		
00000 .None		
D OJRT1203	5	5119
Amount of rental income cleared jointly with others for month 3 of the reference period. Dollar amount range = -2500,2500.		
U Asset 120 owned jointly with someone else		



422

GENERAL TYPE 2

DATA	SIZE	BEGIN
other than spouse		
V -9999		.Not in universe
00000		.None
D OJRT1204	E	5124
Amount of rental income cleared jointly with others for month 4 of the reference period. Dollar amount range = -2500,2500.		
J Asset 120		owned jointly with someone else other than spouse
V -9999		.Not in universe
00000		.None
*		*
* The next 24 fields contain income		*
* source code 130 (mortgages) by		*
* months 1-4.		*
*		*
* JMTGNYN1....4		*
* JMORTYN3....4		*
* JMAM1301....4		*
* OMTGNYN1....4		*
* OMORTYN1....4		*
* OMAM1301....4		*
*		*
D JMTGNYN1	1	5129
Was mortgage held jointly with spouse for month 1 of the reference period.		
J Asset 130		owned jointly by married couples
V 0		.Not in universe
1		.Yes
2		.No
D JMTGNYN2	1	5130
Was mortgage held jointly with spouse for month 2 of the reference period.		
U Asset 130		owned jointly by married couples
V 0		.Not in universe
1		.Yes
2		.No
D JMTGNYN3	1	5131
Was mortgage held jointly with spouse for month 3 of the reference period.		
U Asset 130		owned jointly by married



DATA	SIZE	BEGIN
couples		
V 0		.Not in universe
1		.Yes
2		.No
D JMTGNYN4	1	\$132
Was mortgage held jointly with spouse for month 4 of the reference period.		
U		Asset 130 owned jointly by married couples
V 0		.Not in universe
1		.Yes
2		.No
D JMORTYN1	1	\$133
Was interest received from jointly owned mortgage for month 1 of the reference period.		
U		Asset 130 owned jointly by married couples
V 0		.Not in universe
1		.Yes
2		.No
D JMORTYN2	1	\$134
Was interest received from jointly owned mortgage for month 2 of the reference period.		
U		Asset 130 owned jointly by married couples
V 0		.Not in universe
1		.Yes
2		.No
D JMORTYN3	1	\$135
Was interest received from jointly owned mortgage for month 3 of the reference period.		
U		Asset 132 owned jointly by married couples
V 0		.Not in universe
1		.Yes
2		.No
D JMORTYN4	1	\$136
Was interest received from jointly owned mortgage for month 4 of the reference period.		
U		Asset 130 owned jointly by married couples



GENERAL TYPE 2

DATA	SIZE	BEGIN
------	------	-------

couples

V 0 .Not in universe

1 .Yes

2 .No

D JMAM1301	4	5137
------------	---	------

Amount of mortgage interest earned jointly with spouse for month 1 of the reference period. In dollars. Range = -9,2500.

U Asset 130 owned jointly by married couples

V -009 .Not in universe

0000 .None

D JMAM1302	4	5141
------------	---	------

Amount of mortgage interest earned jointly with spouse for month 2 of the reference period. In dollars. Range = -9,2500.

U Asset 130 owned jointly by married couples

V -009 .Not in universe

0000 .None

D JMAM1303	4	5145
------------	---	------

Amount of mortgage interest earned jointly with spouse for month 3 of the reference period. In dollars. Range = -9,2500.

U Asset 130 owned jointly by married couples

V -009 .Not in universe

0000 .None

D JMAM1304	4	5149
------------	---	------

Amount of mortgage interest earned jointly with spouse for month 4 of the reference period. In dollars. Range = -9,2500.

U Asset 130 owned jointly by married couples

V -009 .Not in universe

0000 .None

D DMTGNYN1	1	5153
------------	---	------

Was mortgage held in our name in month 1 of the reference period.



DATA	SIZE	BEGIN
U Asset 130 owned by individual persons 15 years old and older		
V 0 .Not in universe		
1 .Yes		
2 .No		
D OMTGNYN2	1	5154
was mortgage held in own name in month 2 of the reference per od.		
U Asset 130 owned by individual persons 15 years years old and older		
V 0 .Not in universe		
1 .Yes		
2 .No		
D OMTGNYN3	1	5155
was mortgage held in own name in month 3 of the reference period.		
J Asset 130 owned by individual persons 15 years old and older		
V 0 .Not in universe		
1 .Yes		
2 .No		
D OMTGNYN4	1	5156
was mortgage held in own name in month 4 of the reference period.		
U Asset 130 owned by individual persons 15 years old and older		
V 0 .Not in universe		
1 .Yes		
2 .No		
D OMORTYN1	1	5157
Was interest received from mortgage held in own name for month 1 of the reference period.		
U Asset 130 owned by individual persons 15 years old and older		
V 0 .Not in universe		
1 .Yes		
2 .No		
D OMORTYN2	1	5158
was interest received from mortgage held in own name for month 2 of the reference period.		
U Asset 130 owned by individual persons 15 years old and older		



GENERAL TYPE 2

DATA	SIZE	BEGIN
V 0 .Not in universe 1 .Yes 2 .No		
D OMORTYN3	1	5159
Was interest received from mortgage held in own name for month 3 of the reference period.		
U Asset 130 owned by individual persons 15 years old and older		
V 0 .Not in universe 1 .Yes 2 .No		
D OMORTYN4	1	5160
Was interest received from mortgage held in own name for month 4 of the reference period.		
U Asset 130 owned by individual persons 15 years old and older		
V 0 .Not in universe 1 .Yes 2 .No		
D OMAM1301	4	5161
Amount of mortgage interest earned in own name for month 1 of the reference period. In dollars. Range = -9,2500.		
U Asset 130 owned by individual persons 15 years old and older		
V -009 .Not in universe 0000 .None		
D OMAM1302	4	5165
Amount of mortgage interest earned in own name for month 2 of the reference period. In dollars. Range = -9,2500.		
U Asset 130 owned by individual persons 15 years old and older		
V -009 .Not in universe 0000 .None		
D OMAM1303	4	5169
Amount of mortgage interest earned in own name for month 3 of the reference period. In dollars. Range = -9,2500.		
U Asset 130 owned by individual persons 15 years old and older		



GENERAL TYPE 2

DATA	SIZE	BEGIN
V -009 .Not in universe 0000 .None		
D 0MAY1304	4	5173
Amount of mortgage interest earned in own name for month 4 of the reference period. In dollars. Range = -9,2500.		
U Asset 130 owned by individual persons 15 years old and older		
V -009 .Not in universe 0000 .None		
* * * * *		
* The next 2 fields contain income		
* source codes 140 (royalties) and		
* 150 (other financial investments)		
* by months 1-4.		
* * * * *		
* * * * *		
* 04050YN1....4		
* RAM40501....4		
* * * * *		
D 04050YN1	1	5177
Were royalties or other financial investment income received in month 1 of the reference period in own name.		
U Asset 140 owned by individual persons 15 years old and older		
V 0 .Not in universe 1 .Yes 2 .No		
D 04040YN2	1	5178
Were royalties or other financial investment income received in month 2 of the reference period in own name.		
U Asset 140 owned by individual persons 15 years old and older		
V 0 .Not in universe 1 .Yes 2 .No		
D 04050YN3	1	5179
Were royalties or other financial investment income received in month 3 of the reference period in own name.		
U Asset 140 owned by individual persons 15 years old and older		
V 0 .Not in universe		



GENERAL TYPE 2

DATA	SIZE	BEGIN
1 .Yes		
2 .No		
D 0405DYN4	1	5160
Were royalties or other financial investment income received in month 4 of the reference period in own name.		
U Asset 140 owned by individual persons 15 years old and older		
V 0 .Not in universe		
1 .Yes		
2 .No		
D RAM40501	5	5121
Amount earned from royalties and other financial investments for month 1 of the reference period.		
Dollar amount range = -2500;2500.		
U Asset 140 owned by individual persons 15 years old and older		
V -9999 .Not in universe		
00000 .None		
D RAM40502	5	5186
Amount earned from royalties and other financial investments for month 2 of the reference period.		
Dollar amount range = -2500;2500.		
U Asset 140 owned by individual persons 15 years old and older		
V -9999 .Not in universe		
00000 .None		
D RAM40503	5	5191
Amount earned from royalties and other financial investments for month 3 of the reference period.		
Dollar amount range = -2500;2500.		
U Asset 140 owned by individual persons 15 years old and older		
V -9999 .Not in universe		
00000 .None		
D RAM40504	5	5196
Amount earned from royalties and other financial investments for month 4 of the reference period.		
Dollar amount range = -2500;2500.		



DATA	SIZE	BEGIN
U Asset 140 owned by individual persons 15 years old and older		
V -9999 .Not in universe		
00000 .None		
*		*
* The next 4 fields (SC4300 through SC4306) are possible answers to the question:		
*		*
*		*
*		*
*		*
*		*
*		*
D SC4300	1	5201
ISS code 100 - regular/passbook savings accounts		
U Persons 15 years old and older		
V 0 .Not marked as a type of asset owned		
1 .Marked as a type of asset owned		
9 .Not in universe		
D SC4302	1	5202
ISS code 101 - money market deposit accounts		
U Persons 15 years old and older		
V 0 .Not marked as a type of asset owned		
1 .Marked as a type of asset owned		
9 .Not in universe		
D SC4304	1	5203
ISS code 102 - certificates of deposit or other savings certificates		
U Persons 15 years old and older		
V 0 .Not marked as a type of asset owned		
1 .Marked as a type of asset owned		
9 .Not in universe		
D SC4306	1	5204
ISS code 103 - NOW, Super NOW or other interest earning checking accounts		
U Persons 15 years old and older		
V 0 .Not marked as a type of asset owned		
1 .Marked as a type of asset owned		
9 .Not in universe		
D SC4308	1	5205
Check Item All		



430

GENERAL TYPE 2

DATA	SIZE	BEGIN
		Interview status of ...'s spouse .
U		Persons 15 years old and older
V	0	.Not in universe
	1	.No spouse in household - skip To SC4320
	2	.Interview for spouse not yet conducted
	3	.Interview for spouse already conducted - skip to SC4318
D	SC4310	1 5206
		Did ... own any of these assets jointly with ...'s (husband/wife)
U		Assets 100-103 owned by persons 15 years old and older
V	0	.Not in universe
	1	.Yes
	2	.No - skip to SC4320
D	SC4312	5 5207
		What is your best estimate of the total amount of interest earned on these jointly held assets during the 4-month period Range = 0,20000.
U		Assets 100-103 owned jointly by married couples
V	00000	.Not in universe
D	SC2-FILL1	1 5212
		Zero filler
D	SC4318	1 5213
		Besides the assets owned jointly with ...'s (husband/wife), did ... have any of these in ...'s own name
U		Assets 100-103 owned by individual persons 15 years old and older
V	0	.Not in universe
	1	.Yes
	2	.No - skip to next ISS code
D	SC4320	5 5214
		What is your best estimate of the total amount of interest earned on these assets during the 4-month period



GENERAL TYPE Z

DATA	SIZE	BEGIN
Range = 0,10000		
U Assets 100-103 owned by individual persons 15 years old and older		
V	00000	.Not in universe
D	62-FILLZ	1 5219
Zero filler		
*		*
*	The next 4 fields (SC4400 through SC4406) are possible answers to the question:	
*		*
*		*
*	Check item A12	*
*	Asset types owned	*
*		*
D	SC4400	1 5220
ISS code 104 - money market funds		
U Persons 15 years old and older		
V	0	.Not marked as a type of asset owned
	1	.Marked as a type of asset owned
	9	.Not in universe
D	SC4402	1 5221
ISS code 105 - U.S. government securities		
U Persons 15 years old and older		
V	0	.Not marked as a type of asset owned
	1	.Marked as a type of asset owned
	9	.Not in universe
D	SC4404	1 5222
ISS code 106 - municipal or corporate bonds		
U Persons 15 years old and older		
V	0	.Not marked as a type of asset owned
	1	.Marked as a type of asset owned
	9	.Not in universe
D	SC4406	1 5223
ISS code 107 - other interest-earning assets		
U Persons 15 years old and older		
V	0	.Not marked as a type of asset owned
	1	.Marked as a type of asset owned
	9	.Not in universe
D	SC4408	1 5224
Check item A13		



GENERAL TYPE 2

DATA	SIZE	BEGIN
Interview status of ...'s spouse .		
U Persons 15 years old and older		
V 0 .Not in universe		
1 .No spouse in household - skip to SC4420		
2 .Interview for spouse not yet conducted		
3 .Interview for spouse already conducted - skip to SC4415		
D SC4410	1	5225
Did ... own any of these assets jointly with ...'s (husband/wife)		
U Assets 104-107 owned by persons 15 years old and older		
V 0 .Not in universe		
1 .Yes		
2 .No - skip to SC4420		
D SC4412	5	5226
What is your best estimate of the total amount of interest earned on these jointly held assets during the 4-month period		
Range = 0,20000		
U Assets 104-107 owned jointly by married couples		
V 00000 .Not in universe		
D 62-FILL3	1	5231
Zero filler		
D SC4418	1	5232
Besides the assets owned jointly with ...'s (husband/wife), did ... have any of these in ...'s own name		
U Assets 104-107 owned by individual persons 15 years old and older		
V 0 .Not in universe		
1 .Yes		
2 .No - skip to next ISS code		
D SC4420	5	5233
What is your best estimate of the total amount of interest earned on these assets during the 4-month period. In dollars.		



GENERAL TYPE 2

DATA	SIZE	BEGIN
Range = 0,10000		
U Assets 104-107 owned by individual persons 15 years old and older		
V 00000 .Not in universe		
D G2-FILL4	1	5238
Zero filler		
D SC4500	1	5239
Did ... receive any dividend checks for owned stocks or mutual fund shares during these 4 months		
U Persons 15 years old and older		
V 0 .Not in universe		
1 .Yes		
2 .No - skip to SC4512		
D SC4502	1	5240
Check item A14		
Interview status of ...'s spouse		
U Persons 15 years old and older		
V 0 .Not in universe		
1 .No spouse in household - skip to SC4508		
2 .Interview for spouse not yet conducted		
3 .Interview for spouse already conducted - skip to SC4505		
D SC4504	5	5241
During the past 4 months how much was received in dividend checks Made out jointly to ... and ...'s (husband/wife). In dollars.		
Range = -9,20000		
U Asset 110 owned jointly by married couples		
V -0009 .Not in universe		
00000 .None - skip to SC4508		
D G2-FILL5	1	5246
Zero filler		
D SC4508	5	5247
During this 4-month period, how much did ... receive in dividend checks (in ...'s name only)		
Range = -9,10000		
U Asset 110 owned by individual persons 15 years old and older		



GENERAL TYPE 2

DATA	SIZE	BEGIN
V -0009 .Not in universe 00000 .None - skip to SC4512		
D 62-FILL4 Zero filler	1	5252
D SC4512 Did ... earn any (other) dividends that were credited against a margin account or automatically reinvested in additional shares of stock	1	5253
U Asset 110 owned by individual persons 15 years old and older		
V 0 .Not in universe 1 .Yes 2 .No - skip to next ISS code		
D SC4514 Check item A15 Interview status of ...'s spouse	1	5254
U Persons 15 years old and older		
V 0 .Not in universe 1 .No spouse in household - skip to SC451B 2 .Interview for spouse not yet conducted 3 .Interview for spouse already conducted - skip to SC451B		
7 SC4516 During the 4-month period how much of these kinds of dividends did ... earn jointly with ...'s (husband/ wife). In dollars. Range = -9,20000.	5	5255
U Asset 110 owned jointly by married couples		
V -0009 .Not in universe 00000 .None		
D SC451B During the 4-month period, how much of these kinds of dividends did ... earn (in ...'s name only) Range = -9,10000.	5	5260
U Asset 110 owned by individual persons 15 years old and older		
V -0009 .Not in universe 00000 .None - skip to next ISS code		



DATA	SIZE	BEGIN
D SC4600	1	5265
Check item A17		
Interview status of ...'s spouse .		
U	Persons 15 years old and older	
V D	.Not in universe	
1	.No spouse in household - skip to SC4610	
2	.Interview for spouse not yet conducted	
3	.Interview for spouse already conducted - skip to SC4610	
D SC4602	1	5266
Did ... receive any rental income from property owned jointly by ... and ...'s (husband/wife)		
U	Asset 120 owned jointly by married couples	
V D	.Not in universe	
1	.Yes	
2	.No - skip to SC4610	
D SC4604	5	5267
About how much was received in gross rent from this property during the 4-month period.		
Range = 0,20000		
U	Asset 120 owned jointly by married couples	
V	00000 .Not in universe	
D SC4606	6	5272
What is your best estimate of the amount that was cleared after expenses. Negative amount indicates loss.		
Dollar amount range = -20000,20000		
U	Asset 120 owned jointly by married couples	
V	000000 .Not in universe	
D SC4610	1	5276
Did ... receive rental income from property owned entirely in ...'s own name		
U	Asset 120 owned by individual persons 15 years old and older	
V D	.Not in universe	
1	.Yes	
2	.No - skip to SC4618	



GENERAL TYPE 2

DATA	SIZE	BEGIN
D SC4612	5	5279
About how much was received in gross rent from this property during the 4-month period Range = 0,10000		
U Asset 120 owned by individual persons 15 years old and older		
V 00000 .Not in universe		
D SC4614	6	5284
What is your best estimate of the amount that was cleaned after expenses. Negative amount indicates loss. Dollar amount range = -10000,10000		
U Asset 120 owned by individual persons 15 years old and older		
V 000000 .Not in universe		
D SC4618	1	5290
Did ... receive any rental income from property owned jointly with others		
J Asset 120 owned jointly with someone else other than spouse		
V J .Not in universe		
1 .Yes		
2 .No - skip to next ISS code		
D SC4620	6	5291
What is your best estimate of ...'s share of the amount cleaned on this property during the last 4 months. Negative amount indicates loss. Dollar amount range = -10000,10000		
U Asset 120 owned jointly with someone else other than spouse		
V 000000 .Not in universe		
*		*
* The next 3 fields (SC4700 through SC4704) are possible answers to the question:		
*		*
* Check item A17		
* Asset types owned		
*		*
D SC4700	1	5297
ISS code 130 - mortgages		



DATA	SIZE	BEGIN
U Persons 15 years old and older		
V 0 .Not marked as a type of asset owned		
1 .Marked as a type of asset owned		
9 .Not in universe		
D SC4702	1	5298
ISS code 140 - royalties		
U Persons 15 years old and older		
V 0 .Not marked as a type of asset owned		
1 .Marked as a type of asset owned		
9 .Not in universe		
D SC4704	1	5299
ISS code 150 - other financial investments		
U Persons 15 years old and older		
V 0 .Not marked as a type of asset owned		
1 .Marked as a type of asset owned		
9 .Not in universe		
D SC4706	1	5300
Check item A19		
Is ISS code 130 marked in SC4700		
U Persons 15 years old and older		
V 0 .Not in universe		
1 .Yes		
2 .No - skip to SC4720		
D SC4708	1	5301
Check item A20		
Interview status of ...'s spouse		
U Persons 15 years old and older		
V 0 .Not in universe		
1 .No spouse in household - skip to SC4716		
2 .Interview for spouse not yet conducted		
3 .Interview for spouse already conducted - skip to SC4714		
D SC4710	1	5302
Did ... own this mortgage jointly with ...'s spouse		
U Asset 130 owned jointly by married couples		
V 0 .Not in universe		
1 .Yes		
2 .No - skip to SC4716		



GENERAL TYPE 2

DATA	SIZE	BEGIN
D SC4712	5	5303
During the past 4 months how much interest was paid to ... and ...'s spouse by the borrower. In dollars		
Range = -9,20000		
U Asset 130 owned jointly by married couples		
V -0009 .Not in universe		
00000 .None		
D SC4714	1	5308
Did ... hold any mortgages in ...'s own name		
U Asset 130 owned by individual persons 15 years old and older		
V 0 .Not in universe		
1 .Yes		
2 .No - skip to SC4718		
D SC4716	5	5309
During the past 4 months how much interest was paid to ... by the borrower. In dollars.		
Range = -9,10000		
U Asset 130 owned by individual persons 15 years old and older		
V -0009 .Not in universe		
00000 .None		
D SC4718	1	5314
Check item A21		
Is ISS code 140 marked in SC4702 or ISS code 150 marked in SC4704		
U Persons 15 years old and older		
V 0 .Not in universe		
1 .Yes		
2 .No		
D SC4720	6	5315
During the past 4 months, how much income did ... receive from these assets. Negative amount indicates loss.		
Dollar amount range = -10000;10000		
U Asset 140 or 150 owned by individual persons 15 years old and older		
V -99999 .Not in universe		
000000 .None		



GENERAL TYPE 7

DATA	SIZE	BEGIN
*		*
* General amounts 2 imputation flags		*
*		*
D G2-IMP01	1	5321
General amounts 2 imputation flag 1		
Imputation of 'SC4310'		
V 0 .Not imputed		
1 .Imputed		
D G2-IMP02	1	5322
General amounts 2 imputation flag 2		
Imputation of 'SC4312'		
V 0 .Not imputed		
1 .Imputed		
D G2-IMP03	1	5323
General amounts 2 imputation flag 3		
Imputation of 'SC4318'		
V 0 .Not imputed		
1 .Imputed		
D G2-IMP04	1	5324
General amounts 2 imputation flag 4		
Imputation of 'SC4320'		
V 0 .Not imputed		
1 .Imputed		
D G2-IMP05	1	5325
General amounts 2 imputation flag 5		
Imputation of 'SC4410'		
V 0 .Not imputed		
1 .Imputed		
D G2-IMP06	1	5326
General amounts 2 imputation flag 6		
Imputation of 'SC4412'		
V 0 .Not imputed		
1 .Imputed		
D G2-IMP07	1	5327
General amounts 2 imputation flag 7		
Imputation of 'SC4418'		
V 0 .Not imputed		
1 .Imputed		
D G2-IMP08	1	5328
General amounts 2 imputation flag 8		
Imputation of 'SC4420'		



447

GENERAL TYPE 2

DATA	SIZE	BEGIN
V 0 .Not imputed 1 .Imputed		
D G2-IMP09	1	5329
General amounts 2 imputation flag 9 Imputation of 'SC4500'		
V 0 .Not imputed 1 .Imputed		
D G2-IMP10	1	5330
General amounts 2 imputation flag 10 Imputation of 'SC4504'		
V 0 .Not imputed 1 .Imputed		
D G2-IMP11	1	5331
General amounts 2 imputation flag 11 Imputation of 'SC4506'		
V 0 .Not imputed 1 .Imputed		
D G2-IMP12	1	5332
General amounts 2 imputation flag 12 Imputation of 'SC4512'		
V 0 .Not imputed 1 .Imputed		
D G2-IMP13	1	5333
General amounts 2 imputation flag 13 Imputation of 'SC4516'		
V 0 .Not imputed 1 .Imputed		
D G2-IMP14	1	5334
General amounts 2 imputation flag 14 Imputation of 'SC4518'		
V 0 .Not imputed 1 .Imputed		
D G2-IMP15	1	5335
General amounts 2 imputation flag 15 Imputation of 'SC4602'		
V 0 .Not imputed 1 .Imputed		
D G2-IMP16	1	5336
General amounts 2 imputation flag 16 Imputation of 'SC4604'		



DATA	SIZE	BEGIN
✓ 0 .Not imputed 1 .Imputed		
D G2-IMP17	1	5337
General amounts 2 imputation flag 17 Imputation of 'SC4606'		
✓ 0 .Not imputed 1 .Imputed		
D G2-IMP18	1	5338
General amounts 2 imputation flag 18 Imputation of 'SC4610'		
✓ 0 .Not imputed 1 .Imputed		
D G2-IMP19	1	5339
General amounts 2 imputation flag 19 Imputation of 'SC4612'		
✓ 0 .Not imputed 1 .Imputed		
D G2-IMP20	1	5340
General amounts 2 imputation flag 20 Imputation of 'SC4614'		
✓ 0 .Not imputed 1 .Imputed		
D G2-IMP21	1	5341
General amounts 2 imputation flag 21 Imputation of 'SC4618'		
✓ 0 .Not imputed 1 .Imputed		
D G2-IMP22	1	5342
General amounts 2 imputation flag 22 Imputation of 'SC4620'		
✓ 0 .Not imputed 1 .Imputed		
D G2-IMP23	1	5343
General amounts 2 imputation flag 23 Imputation of 'SC4710'		
✓ 0 .Not imputed 1 .Imputed		
D G2-IMP24	1	5344
General amounts 2 imputation flag 24 Imputation of 'SC4712'		
✓ 0 .Not imputed 1 .Imputed		



442

GENERAL TYPE 2

DATA	SIZE	BEGIN
D G2-IMP25	1	5345
General amounts 2 imputation flag 25		
Imputation of '9C4714'		
V 0	.Not imputed	
1	.Imputed	
D G2-IMP26	1	5346
General amounts 2 imputation flag 26		
Imputation of '9C4716'		
V 0	.Not imputed	
1	.Imputed	
D G2-IMP27	1	5347
General amounts 2 imputation flag 27		
Imputation of '9C4720'		
V 0	.Not imputed	
1	.Imputed	
D VERSION	1	5348
Release number of file		
Range = 1:9		
V 1	.Original version	
2	.First re-release, etc.	
D G2-FILL7	4	5349
Blank Filler		



APPENDIX A-1

Income Source Code List

Code Income Sources

- 1 - Social Security
- 2 - U.S. Government Railroad Retirement pay
- 3 - Federal Supplemental Security Income (SSI)
- 5 - State unemployment compensation
- 6 - Supplemental Unemployment Benefits
- 7 - Other unemployment compensation (Trade Adjustment Act benefits, strike pay, other)
- 8 - Veterans compensation or pensions
- 10 - Worker's compensation
- 12 - Employer or union temporary sickness policy
- 13 - Payments from a sickness, accident or disability insurance policy purchased on your own
- 20 - Aid to Families with Dependent Children (AFDC, ADC)
- 21 - General assistance or General relief
- 23 - Foster child care payments
- 24 - Other welfare
- 25 - WIC (Women, Infants and Children) Nutrition Program
- 27 - Food stamps
- 28 - Child support payments
- 29 - Alimony payments
- 30 - Pension from company or union
- 31 - Federal Civil Service or other Federal civilian employee pensions
- 32 - U.S. Military retirement pay
- 34 - State government pensions
- 35 - Local government pensions
- 36 - Income from paid-up life insurance policies or annuities
- 37 - Estates and trusts
- 38 - Other payments for retirement, disability or survivor
- 40 - G.I. Bill/VEAP education benefits
- 50 - Income assistance from a charitable group
- 51 - Money from relatives or friends
- 52 - Lump sum payments
- 53 - Income from roomers or boarders
- 54 - National Guard or Reserve pay
- 55 - Incidental or casual earnings
- 56 - Other cash income not included elsewhere
- 75 - Categories combined and recoded for confidentiality reasons
 - State Administered Supplemental Security Income (old code 4)
 - Black lung payments (old code 9)
 - State temporary sickness or disability benefits (old code 11)
 - Indian, Cuban, or Refugee Assistance (old code 22)
 - National Guard or Reserve Force retirement (old code 33)



Code Asset List

- 100 - Regular/passbook savings accounts in a bank.
savings and loan or credit union
- 101 - Money market deposit accounts
- 102 - Certificates of Deposit or other savings certificates
- 103 - NOW, Super NOW or other interest earning checking
accounts
- 104 - Money market funds
- 105 - U.S. Government securities
- 106 - Municipal or corporate bonds
- 107 - Other interest-earning assets
- 110 - Stocks or mutual fund shares
- 120 - Rental property
- 130 - Mortgages
- 140 - Royalties
- 150 - Other financial investments

Code Special Indicators

- 170 - Worked
- 171 - Disabled
- 172 - Medicare
- 173 - Medicaid
- 174 - U.S. Saving Bonds (E, EE)
- 175 - Other educational assistance



APPENDIX A-2.

INCOME SOURCES INCLUDED IN MONTHLY CASH INCOME

Earnings from Employment

Wages and salaries
 Nonfarm self-employment income
 Farm self-employment income

Income from Assets (Property Income)

Regular/passbook savings accounts in a bank, savings and loan or credit union
 Money market deposit accounts
 Certificates of Deposit or other savings certificates
 NOW, Super NOW or other interest-earning checking accounts
 Money market funds
 U.S. Government securities
 Municipal or corporate bonds
 Other interest-earning assets
 Stocks or mutual fund shares
 Rental property
 Mortgages
 Royalties
 Other financial investments

Other Income Sources

Social Security
 U.S. Government Railroad Retirement pay
 Federal Supplemental Security Income (SSI)
 State Administered Supplemental Security Income
 State unemployment compensation
 Supplemental Unemployment Benefits
 Other unemployment compensation (Trade Adjustment Act benefits; strike pay, other)
 Veterans compensation or pensions
 Black lung payments
 Worker's compensation
 State temporary sickness or disability benefits
 Payments from a sickness, accident or disability insurance policy purchased on your own
 Aid to Families with Dependent Children (AFDC, ADC)
 General assistance or General relief
 Indian, Cuban, or Refugee Assistance
 Foster child care payments
 Other welfare
 Child support payments
 Alimony payments
 Pension from company or union
 Federal Civil Service or other Federal civilian employee pensions



Other Income Sources (Continued)

U.S. Military retirement pay
National Guard or Reserve Forces retirement
State government pensions
Local government pensions
Income from paid-up life insurance policies or annuities
Estates and trusts
Other payments for retirement, disability or survivor
G.I. Bill/VEAP education benefits
Income assistance from a charitable group
Money from relatives or friends
Lump sum payments
Income from roomers or boarders
National Guard or Reserve pay
Incidental or casual earnings
Other cash income not included elsewhere



APPENDIX A-9.

SOURCES OF MEANS-TESTED BENEFITS COVERED IN SIPP

Cash Benefits

Federal Supplemental Security Income (SSI)
State Administered Supplemental Security Income
Veterans' pensions
Aid to Families with Dependent Children (AFDC, ADC)
General Assistance or General Relief
Indian, Cuban, or Refugee Assistance
Other welfare
Foster child care payments

Noncash Benefits

Food Stamps
Special Supplemental Food Program for Women,
 Infants, and Children (WIC)
Low-Income Home Energy Assistance

Medicaid
Free or reduced price school lunches
Free or reduced price school breakfasts
Public or subsidized rental housing





APPENDIX A-4

1980 CENSUS OF POPULATION
OCCUPATION CLASSIFICATION SYSTEM

(The numbers in parentheses refer to the 1980 Standard Occupational Classification code equivalents. Pt means part. N.e.c. means not elsewhere classified.)

MANAGERIAL AND PROFESSIONAL SPECIALTY OCCUPATIONS

1980
CODE

Executive, Administrative, and Managerial Occupations

003 Legislators (111)
004 Chief executives and general administrators, public administration (112)
005 Administrators and officials, public administration (1132-1139)
006 Administrators, protective services (1131)
007 Financial managers (122)
008 Personnel and labor relations managers (123)
009 Purchasing managers (124)
013 Managers, marketing, advertising, and public relations (125)
014 Administrators, education and related fields (128)
015 Managers, medicine and health (131)
016 Managers, properties and real estate (1353)
017 Postmasters and mail superintendents (1344)
018 Funeral directors (pt 1359)
019 Managers and administrators, n.e.c. (121, 126, 127, 132-139, exc. 1344,
1353, pt 1359)

Management Related Occupations

023 Accountants and auditors (1412)
024 Underwriters (1414)
025 Other financial officers (1415, 1419)
026 Management analysts (142)
027 Personnel, training, and labor relations specialists (143)
028 Purchasing agents and buyers, farm products (1443)
029 Buyers, wholesale and retail trade except farm products (1442)
033 Purchasing agents and buyers, n.e.c. (1449)
034 Business and promotion agents (145)
035 Construction inspectors (1472)
036 Inspectors and compliance officers, exc. construction (1473)
037 Management related occupations, n.e.c. (149)

Professional Specialty Occupations

Engineers, Architects, and Surveyors

043 Architects (161)
044 Engineers
Aerospace (1622)
Engineers, Architects, and Surveyors (continued)
Engineers (continued)
045 Metallurgical and materials (1623)



046	Mining (1624)
047	Petroleum (1625)
048	Chemical (1626)
049	Nuclear (1627)
053	Civil (1628)
054	Agricultural (1632)
055	Electrical and electronic (1633, 1636)
056	Industrial (1634)
057	Mechanical (1635)
058	Marine and naval architects (1637)
059	Engineers, n.e.c. (1639)
063	Surveyors and mapping scientists (164)
	Mathematical and Computer Scientists
064	Computer systems analysts and scientists (171)
065	Operations and systems researchers and analysts (172)
066	Actuaries (1732)
067	Statisticians (1733)
068	Mathematical scientists, n.e.c. (1739)
	Natural Scientists
069	Physicists and astronomers (1842, 1843)
073	Chemists, except biochemists (1845)
074	Atmospheric and space scientists (1846)
075	Geologists and geodesists (1847)
076	Physical scientists, n.e.c. (1849)
077	Agricultural and food scientists (1853)
078	Biological and life scientists (1854)
079	Forestry and conservation scientists (1852)
083	Medical scientists (1855)
	Health Diagnosing Occupations
084	Physicians (261)
085	Dentists (262)
086	Veterinarians (27)
087	Optometrists (281)
088	Podiatrists (283)
089	Health diagnosing practitioners, n.e.c. (289)
	Health Assessment and Treating Occupations
095	Registered nurses (29)
096	Pharmacists (301)
097	Dietitians (302)
	Therapists
098	Inhalation therapists (3031)
099	Occupational therapists (3032)
103	Physical therapists (3033)
104	Speech therapists (3034)
105	Therapists, n.e.c. (3039)
106	Physicians' assistants (304)
	Teachers, Postsecondary
113	Earth, environmental, and marine science teachers (2212)
114	Biological science teachers (2213)
115	Chemistry teachers (2214)
116	Physics teachers (2215)
117	Natural science teachers, n.e.c. (2216)
118	Psychology teachers (2217)
119	Economics teachers (2218)



123	History teachers (2222)
124	Political science teachers (2223)
125	Sociology teachers (2224)
126	Social science teachers, n.e.c. (2225)
127	Engineering teachers (2226)
128	Mathematical science teachers (2227)
129	Computer science teachers (2228)
133	Medical science teachers (2231)
134	Health specialties teachers (2232)
135	Business, commerce, and marketing teachers (2233)
136	Agriculture and forestry teachers (2234)
137	Art, drama, and music teachers (2235)
138	Physical education teachers (2236)
139	Education teachers (2237)
143	English teachers (2238)
144	Foreign language teachers (2242)
145	Law teachers (2243)
146	Social work teachers (2244)
147	Theology teachers (2245)
148	Trade and industrial teachers (2248)
149	Home economics teachers (2247)
153	Teachers, postsecondary, n.e.c. (2249)
154	Postsecondary teachers, subject not specified
	Teachers, Except Postsecondary
155	Teachers, prekindergarten and kindergarten (231)
N(156)	Teachers, elementary school (232)
P(157)	Teachers, secondary school (233)
158	Teachers, special education (235)
159	Teachers, n.e.c. (236, 239)
163	Counselors, educational and vocational (24)
	Librarians, Archivists, and Curators
164	Librarians (251)
165	Archivists and curators (252)
	Social Scientists and Urban Planners
166	Economists (1912)
167	Psychologists (1915)
168	Sociologists (1916)
169	Social scientists, n.e.c. (1913, 1914, 1919)
173	Urban planners (192)
	Social, Recreation, and Religious Workers
174	Social workers (2032)
175	Recreation workers (2033)
176	Clergy (2042)
177	Religious workers, n.e.c. (2049)
	Lawyers and Judges
178	Lawyers (211)
179	Judges (212)
	Writers, Artists, Entertainers, and Athletes
183	Authors (321)
184	Technical writers (398)
185	Designers (322)



186	Musicians and composers (323)
187	Actors and directors (324)
188	Painters, sculptors, craft-artists, and artist printmakers (325)
188	Photographers (326)
193	Dancers (327)
194	Artists, performers, and related workers, n.e.c. (328, 329)
195	Editors and reporters (331)
197	Public relations specialists (332)
198	Announcers (333)
198	Athletes (34)

TECHNICAL, SALES, AND ADMINISTRATIVE SUPPORT OCCUPATIONS

Technicians and Related Support Occupations

Health Technologists and Technicians

203	Clinical laboratory technologists and technicians (362)
204	Dental hygienists (363)
205	Health record technologists and technicians (364)
206	Radiologic technicians (365)
207	Licensed practical nurses (366)
208	Health technologists and technicians, n.e.c. (369)

Technologists and Technicians, Except Health

Engineering and Related Technologists and Technicians

213	Electrical and electronic technicians (3711)
214	Industrial engineering technicians (3712)
215	Mechanical engineering technicians (3713)
216	Engineering technicians, n.e.c. (3719)
217	Drafting occupations (372)
218	Surveying and mapping technicians (373)

Science Technicians

223	Biological technicians (382)
224	Chemical technicians (3831)
225	Science technicians, n.e.c. (3832, 3833, 384, 389)

Technicians; Except Health, Engineering, and Science

226	Airplane pilots and navigators (825)
227	Air traffic controllers (392)
228	Broadcast equipment operators (393)
229	Computer programmers (3971, 3972)
233	Tool programmers, numerical control (3974)
234	Legal assistants (396)
235	Technicians, n.e.c. (399)

Sales Occupations

243	Supervisors and proprietors, sales occupations (40)
-----	---

Sales Representatives, Finance and Business Services

253	Insurance sales occupations (4122)
254	Real estate sales occupations (4123)
255	Securities and financial services sales occupations (4124)
256	Advertising and related sales occupations (4153)
257	Sales occupations, other business services (4152)



	Sales Representatives, Commodities Except Retail
258	Sales engineers (421)
259	Sales representatives, mining, manufacturing, and wholesale (423, 424)
	Sales Workers, Retail and Personal Services
263	Sales workers, motor vehicles and boats (4342, 4344)
264	Sales workers, apparel (4346)
265	Sales workers, shoes (4351)
266	Sales workers, furniture and home furnishings (4348)
267	Sales workers; radio, TV, hi-fi, and appliances (4343, 4352)
268	Sales workers, hardware and building supplies (4353)
269	Sales workers, parts (4367)
274	Sales workers, other commodities (4345, 4347, 4354, 4356, 4359, 4362, 4369)
275	Sales counter clerks (4363)
Q(276)	Cashiers (4364)
277	Street and door-to-door sales workers (4366)
278	News vendors (4365)
	Sales Related Occupations
283	Demonstrators, promoters and models, sales (445)
284	Auctioneers (447)
285	Sales support occupations, n.e.c. (444, 446, 449)
	Administrative Support Occupations, Including Clerical Supervisors, Administrative Support Occupations
303	Supervisors, general office (4511, 4513, 4514, 4516, 4519, 4529)
304	Supervisors, computer equipment operators (4512)
305	Supervisors, financial records processing (4521)
306	Chief communications operators (4523)
307	Supervisors; distribution, scheduling, and adjusting clerks (4522, 4524-4528)
	Computer Equipment Operators
308	Computer operators (4612)
309	Peripheral equipment operators (4613)
	Secretaries, Stenographers, and Typists
R(313)	Secretaries (4622)
314	Stenographers (4623)
315	Typists (4624)
	Information Clerks
316	Interviewers (4642)
317	Hotel clerks (4643)
318	Transportation ticket and reservation agents (4644)
319	Receptionists (4645)
323	Information clerks, n.e.c. (4649)
	Records Processing Occupations, Except Financial
325	Classified-ad clerks (4662)
326	Correspondence clerks (4663)
327	Order clerks (4664)
328	Personnel clerks, except payroll and timekeeping (4692)
329	Library clerks (4694)
335	File clerks (4696)
336	Records clerks (4699)
	Financial Records Processing Occupations
S(337)	Bookkeepers, accounting, and auditing clerks (4712)



338	Payroll and timekeeping clerks (4713)
339	Billing clerks (4715)
343	Cost and rate clerks (4716)
344	Billing, posting, and calculating machine operators (4718)
	Duplicating, Mail and Other Office Machine Operators
345	Duplicating machine operators (4722)
346	Mail preparing and paper handling machine operators (4723)
347	Office machine operators, n.e.c. (4729)
	Communications Equipment Operators
348	Telephone operators (4732)
349	Telegraphers (4733)
353	Communications equipment operators, n.e.c. (4739)
	Mail and Message Distributing Occupations
354	Postal clerks, exc. mail carriers (4742)
355	Mail carriers, postal service (4743)
356	Mail clerks, exc. postal service (4744)
357	Messengers (4745)
	Material Recording, Scheduling, and Distributing Clerks
359	Dispatchers (4751)
363	Production coordinators (4752)
364	Traffic, shipping, and receiving clerks (4753)
365	Stock and inventory clerks (4754)
366	Meter readers (4755)
368	Weighers, measurers, and checkers (4756)
369	Samplers (4757)
373	Expeditors (4758)
374	Material recording, scheduling, and distributing clerks, n.e.c. (4759)
	Adjusters and Investigators
375	Insurance adjusters, examiners, and investigators (4782)
376	Investigators and adjusters, except insurance (4783)
377	Eligibility clerks, social welfare (4784)
378	Bill and account collectors (4786)
	Miscellaneous Administrative Support Occupations
379	General office clerks (483)
383	Bank tellers (4791)
384	Proofreaders (4792)
385	Data-entry keyers (4793)
386	Statistical clerks (4794)
387	Teachers' aides (4795)
389	Administrative support occupations, n.e.c. (4787, 4799)

SERVICE OCCUPATIONS

Private Household Occupations

403	Launderers and ironers (503)
404	Cooks, private household (504)
405	Housekeepers and butlers (505)
408	Child care workers, private household (506)
T(407)	Private household cleaners and servants (502, 507, 509)

Protective Service Occupations

Supervisors, Protective Service Occupations



413	Supervisors, firefighting and fire prevention occupations (5111)
414	Supervisors, police and detectives (5112)
415	Supervisors, guards (5113)
	Firefighting and Fire Prevention Occupations
416	Fire inspection and fire prevention occupations (5122)
417	Firefighting occupations (5123)
	Police and Detectives
418	Police and detectives, public service (5132)
423	Sheriffs bailiffs, and other law enforcement officers (5134)
424	Correctional institution officers (5133)
	Guards
425	Crossing guards (5142)
426	Guards and police, exc. public service (5144)
427	Protective service occupations, n.e.c. (5149)
	Service Occupations, Except Protective and Household
	Food Preparation and Service Occupations
433	Supervisors, food preparation and service occupations (5211)
434	Bartenders (5212)
U(435)	Waiters and waitresses (5213)
436	Cooks, except short order (5214)
437	Short-order cooks (5215)
438	Food counter, fountain and related occupations (5216)
439	Kitchen workers, food preparation (5217)
443	Waiters'/waitresses' assistants (5218)
444	Miscellaneous food preparation occupations (5219)
	Health Service Occupations
445	Dental assistants (5232)
446	Health aides, except nursing (5233)
447	Nursing aides, orderlies, and attendants (5236)
	Cleaning and Building Service Occupations, except Household
448	Supervisors, cleaning and building service workers (5241)
449	Maids and housemen (5242, 5249)
V(453)	Janitors and cleaners (5244)
454	Elevator operators (5245)
455	Pest control occupations (5246)
	Personal Service Occupations
456	Supervisors, personal service occupations (5251)
457	Barbers (5252)
458	Hairdressers and cosmetologists (5253)
	Personal Service Occupations (continued)
459	Attendants, amusement and recreation facilities (5254)
463	Guides (5255)
464	Ushers (5256)
465	Public transportation attendants (5257)
466	Baggage porters and bellhops (5262)
467	Welfare service aides (5263)
468	Child care workers, except private household (5264)
469	Personal service occupations, n.e.c. (5258, 5269)

FARMING, FORESTRY, AND FISHING OCCUPATIONS



	Farm Operators and Managers
W(473)	Farmers, except horticultural (5512-5514)
474	Horticultural specialty farmers (5515)
475	Managers, farms, except horticultural (5522-5524)
476	Managers, horticultural specialty farms (5525)
	Other Agricultural and Related Occupations
	Farm Occupations, Except Managerial
477	Supervisors, farm workers (5811)
479	Farm workers (5812-5817)
483	Marine life cultivation workers (5818)
484	Nursery workers (5819)
	Related Agricultural Occupations
485	Supervisors, related agricultural occupations (5821)
486	Groundskeepers and gardeners, except farm (5822)
487	Animal caretakers, except farm (5824)
488	Graders and sorters, agricultural products (5825)
489	Inspectors, agricultural products (5827)
	Forestry and Logging Occupations
494	Supervisors, forestry, and logging workers (571)
495	Forestry workers, except logging (572)
496	Timber cutting and logging occupations (573, 579)
	Fishers, Hunters, and Trappers
497	Captains and other officers, fishing vessels (pt 8241)
498	Fishers (583)
499	Hunters and trappers (584)

PRECISION PRODUCTION, CRAFT, AND REPAIR OCCUPATIONS

	Mechanics and Repairers
503	Supervisors, mechanics and repairers (60)
	Mechanics and Repairers, Except Supervisors
	Vehicle and Mobile Equipment Mechanics and Repairers
X(505)	Automobile mechanics (pt 6111)
506	Automobile mechanic apprentices (pt 6113)
507	Bus, truck, and stationary engine mechanics (6112)
508	Aircraft engine mechanics (6113)
509	Small engine repairers (6114)
514	Automobile body and related repairers (6115)
515	Aircraft mechanics, exc. engine (6116)
516	Heavy equipment mechanics (6117)
517	Farm equipment mechanics (6118)
	Mechanics and Repairers Except Supervisors (continued)
518	Industrial machinery repairers (613)
519	Machinery maintenance occupations (614)
	Electrical and Electronic Equipment Repairers
523	Electronic repairers, communications and industrial equipment (6151, 6153, 6155)
525	Data processing equipment repairers (6154)
526	Household appliance and power tool repairers (6156)
527	Telephone line installers and repairers (6157)



529	Telephone installers and repairers (6158)
533	Miscellaneous electrical and electronic equipment repairers (6152, 6159)
534	Heating, air conditioning, and refrigeration mechanics (6161)
	Miscellaneous Mechanics and Repairers
535	Camera, watch, and musical instrument repairers (6171, 6172)
536	Locksmiths and safe repairers (6173)
538	Office machine repairers (6174)
539	Mechanical controls and valve repairers (6175)
543	Elevator installers and repairers (6176)
544	Millwrights (6178)
547	Specified mechanics and repairers, n.e.c. (6177, 6179)
549	Not specified mechanics and repairers

Construction Trades

Supervisors, construction occupations

553	Supervisors; brickmasons, stonemasons, and tile setters (6312)
554	Supervisors, carpenters and related workers (6313)
555	Supervisors, electricians and power transmission installers (6314)
556	Supervisors; painters, paperhangers, and plasterers (6315)
557	Supervisors; plumbers, pipefitters, and steamfitters (6316)
558	Supervisors, n.e.c. (6311, 6318)

Construction Trades, Except Supervisors

563	Brickmasons and stonemasons (pt 6412, pt 6413)
564	Brickmason and stonemason apprentices (pt 6412, pt 6413)
565	Tile setters, hard and soft (6414, pt 6462)
566	Carpet installers (pt 6462)
Y(567)	Carpenters (pt 6422)
569	Carpenter apprentices (pt 6422)
573	Drywall installers (6424)
575	Electricians (pt 6432)
576	11 Electrician apprentices (pt 6432)
577	Electrical power installers and repairers (6433)
579	Painters, construction and maintenance (6442)
583	Paperhangers (6443)
584	Plasterers (6444)
585	Plumbers, pipefitters, and steamfitters (pt 645)
587	Plumber, pipefitter, and steamfitter apprentices (pt 645)
588	Concrete and terrazzo finishers (6463)
589	Glaziers (6464)
593	Insulation workers (6465)
594	Paving, surfacing, and tamping equipment operators (6466)
595	Roofers (6468)
598	Sheetmetal duct installers (6472)
597	Structural metal workers (6473)
598	Drillers, earth (6474)
599	Construction trades, n.e.c. (6467, 6475, 6476, 6479)

Extractive Occupations

613	Supervisors, extractive occupations (632)
614	Drillers, oil well (652)
615	Explosives workers (653)
616	Mining machine operators (654)
617	Mining occupations, n.e.c. (656)

Precision Production Occupations

633	Supervisors, production occupations (67, 71)
-----	--



- Precision Metal Working Occupations
- 634 Tool and die makers (pt 6811)
 - 635 Tool and die maker apprentices (pt 6811)
 - 636 Precision assemblers, metal (6812)
 - 637 Machinists (pt 6813)
 - 639 Machinist apprentices (pt 6813)
 - 643 Boilermakers (6814)
 - 644 Precision grinders, filers, and tool sharpeners (6816)
 - 645 Patternmakers and model makers, metal (6817)
 - 646 Lay-out workers (6821)
 - 647 Precious stones and metals workers (Jewelers) (6822, 6866)
 - 649 Engravers, metal (6823)
 - 653 Sheet metal workers (pt 6824)
 - 654 Sheet metal worker apprentices (pt 6824)
 - 655 Miscellaneous precision metal workers (6829)
- Precision Woodworking Occupations
- 656 Patternmakers and model makers, wood (6831)
 - 657 Cabinet makers and bench carpenters (6832)
 - 658 Furniture and wood finishers (6835)
 - 659 Miscellaneous precision woodworkers (6839)
- Precision Textile, Apparel, and Furnishings Machine Workers
- 666 Dressmakers (pt 6852, pt 7752)
 - 667 Tailors (pt 6852)
 - 668 Upholsterers (6853)
 - 669 Shoe repairers (6854)
 - 673 Apparel and fabric patternmakers (6856)
 - 674 Miscellaneous precision apparel and fabric workers (6859, pt 7752)
- Precision Workers, Assorted Materials
- 675 Hand molders and shapers, except jewelers (6861)
 - 676 Patternmakers, lay-out workers, and cutters (6862)
 - 677 Optical goods workers (6864, pt 7477, pt 7677)
 - 678 Dental laboratory and medical appliance technicians (6865)
 - 679 Bookbinders (6844)
 - 683 Electrical and electronic equipment assemblers (6867)
 - 684 Miscellaneous precision workers, n.e.c. (6869)
- Precision Food Production Occupations
- 686 Butchers and meat cutters (6871)
 - 687 Bakers (6872)
 - 688 Food batchmakers (6873, 6879)
- Precision Inspectors, Testers, and Related Workers
- 689 Inspectors, testers, and graders (6881, 628)
 - 693 Adjusters and calibrators (6882)
- Plant and System Operators
- 694 Water and sewage treatment plant operators (691)
 - 695 Power plant operators (pt 693)
 - 696 Stationary engineers (pt 693, 7688)
 - 699 Miscellaneous plant and system operators (692, 694, 695, 696)

OPERATORS, FABRICATORS, AND LABORERS

- Machine Operators, Assemblers, and Inspectors
 Machine Operators and Tenders, except Precision
 Metal working and Plastic Working Machine Operators
- 703 Lathe and turning machine set-up operators (7312)
 - 704 Lathe and turning machine operators (7512)



- 705 Milling and planing machine operators (7313, 7513)
 706 Punching and stamping press machine operators (7314, 7317, 7514, 7517)
 707 Rolling machine operators (7316, 7518)
 708 Drilling and boring machine operators (7318, 7518)
 709 Grinding, abrading, buffing, and polishing machine operators
 (7322, 7324, 7522)
 719 Forging machine operators (7319, 7519)
 714 Numerical control machine operators (7326)
 715 Miscellaneous metal, plastic, stone, and glass working machine operators
 (7329, 7529)
 717 Fabricating machine operators, n.e.c. (7339, 7539)
Metal and Plastic Processing Machine Operators
 719 Molding and casting machine operators (7315, 7342, 7515, 7542)
 723 Metal plating machine operators (7343, 7543)
 724 Heat treating equipment operators (7344, 7544)
 725 Miscellaneous metal and plastic processing machine operators (7349, 7549)
Woodworking Machine Operators
 726 Wood lathe, routing, and planing machine operators (7431, 7432, 7631, 7632)
 727 Sawing machine operators (7433, 7633)
 728 Shaping and joining machine operators (7435, 7635)
 729 Nailing and tacking machine operators (7636)
 733 Miscellaneous woodworking machine operators (7434, 7439, 7634, 7639)
Printing Machine Operators
 734 Printing machine operators (7443, 7643)
 735 Photoengravers and lithographers (6842, 7444, 7644)
 736 Typesetters and compositors (6841, 7642)
 737 Miscellaneous printing machine operators (6849, 7449, 7649)

Textile, Apparel, and Furnishings Machine Operators
 738 Winding and twisting machine operators (7451, 7651)
 739 Knitting, looping, taping, and weaving machine operators (7452, 7652)
 743 Textile cutting machine operators (7654)
 744 Textile sewing machine operators (7655)
 745 Shoe machine operators (7656)
 747 Pressing machine operators (7657)
 748 Laundering and dry cleaning machine operators (6855, 7658)
 749 Miscellaneous textile machine operators (7459, 7659)

Machine Operators, Assorted Materials
 753 Cementing and gluing machine operators (7661)
 754 Packaging and filling machine operators (7462, 7662)
 755 Extruding and forming machine operators (7463, 7663)
 756 Mixing and blending machine operators (7664)
 757 Separating, filtering, and clarifying machine operators
 (7476, 7666, 7676)
 758 Compressing and compacting machine operators (7487, 7687)
 759 Painting and paint spraying machine operators (7669)

Machine Operators, Assorted Materials (continued)
 763 Roasting and baking machine operators, food (7472, 7672)
 764 Washing, cleaning, and pickling machine operators (7673)
 765 Folding machine operators (7474, 7674)
 766 Furnace, kiln, and oven operators, exc. food (7675)
 768 Crushing and grinding machine operators (pt 7477, pt 7677)
 769 Slicing and cutting machine operators (7478, 7678)



773 Motion picture projectionists (pt 7479)
 774 Photographic process machine operators (8883, 8888, 7871)
 777 Miscellaneous machine operators, n.e.c. (pt 7479, 7885, 7879)
 779 Machine operators, not specified

Fabricators, Assemblers, and Hand Working Occupations

783 Welders and cutters (7332, 7532, 7714)
 784 Solderers and brazers (7333, 7533, 7717)
 785 Assemblers (772, 774)
 786 Hand cutting and trimming occupations (7753)
 787 Hand molding, casting, and forming occupations (7754, 7755)
 789 Hand painting, coating, and decorating occupations (7758)
 793 Hand engraving and printing occupations (7757)
 794 Hand grinding and polishing occupations (7758)
 795 Miscellaneous hand working occupations (7759)
Production Inspectors, Testers, Samplers, and Weighers
 798 Production inspectors, checkers, and examiners (782, 787)
 797 Production testers (783)
 798 Production samplers and weighers (784)
 799 Graders and sorters, exc. agricultural (785)

Transportation and Material Moving Occupations

Motor Vehicle Operators

803 Supervisors, motor vehicle operators (8111)
 804 Truck drivers, heavy (8212, 8213)
 805 Truck drivers, light (8214)
 808 Driver-sales workers (8218)
 808 Bus drivers (8215)
 809 Taxicab drivers and chauffeurs (8216)
 813 Parking lot attendants (874)
 814 Motor transportation occupations, n.e.c. (8219)

Transportation Occupations, Except Motor Vehicles

Rail Transportation Occupations

823 Railroad conductors and yardmasters (8113)
 824 Locomotive operating occupations (8232)
 825 Railroad brake, signal, and switch operators (8233)
 826 Rail vehicle operators, n.e.c. (8239)

Water Transportation Occupations

828 Ship captains and mates, except fishing boats (pt 8241, 8242)
 829 Sailors and deckhands (8243)
 833 Marine engineers (8244)
 834 Bridge, lock, and lighthouse tenders (8245)

Material Moving Equipment Operators

843 Supervisors, material moving equipment operators (812)
 844 Operating engineers (8312)
 845 Longshore equipment operators (8313)

Material Moving Equipment Operators (continued)

848 Hoist and winch operators (8314)
 849 Crane and tower operators (8315)
 853 Excavating and loading machine operators (8316)
 855 Grader, dozer, and scraper operators (8317)
 856 Industrial truck and tractor equipment operators (8318)
 859 Miscellaneous material moving equipment operators (8319)



Handlers, Equipment Cleaners, Helpers, and Laborers
 863 Supervisors, handlers, equipment cleaners, and laborers, n.e.c. (85)
 864 Helpers, mechanics and repairers (863)
 Helpers, Construction and Extractive Occupations
 865 Helpers, construction trades (8641-8645, 8648)
 866 Helpers, surveyor (8646)
 867 Helpers, extractive occupations (865)
 869 Construction laborers (871)
 873 Production helpers (861, 862)
 Freight, Stock, and Material Handlers
 875 Garbage collectors (8722)
 876 Stevedores (8723)
 877 Stock handlers and baggers (8724)
 878 Machine feeders and offbearers (8725)
 883 Freight, stock, and material handlers, n.e.c. (8728)
 885 Garage and service station related occupations (873)
 887 Vehicle washers and equipment cleaners (875)
 888 Hand packers and packagers (8761)
 889 Laborers, except construction (8789)

905 Member of the Armed Forces





APPENDIX A-5

1980 CENSUS OF POPULATION
INDUSTRY CLASSIFICATION SYSTEM(Numbers in parentheses are the 1972 SIC code equivalents 1/)Census
Code

AGRICULTURE, FORESTRY, AND FISHERIES

010 (A)	Agricultural production, crops (01)
011	Agricultural production, livestock (02)
020	Agricultural services, except horticultural (07, except 078)
021	Horticultural services (078)
030	Forestry (08)
031	Fishing, hunting, and trapping (09)

MINING

040	Metal mining (10)
041	Coal mining (11, 12)
042	Crude petroleum and natural gas extraction (13)
050	Nonmetallic mining and quarrying, except fuel (14)

060 (B)	CONSTRUCTION (15, 16, 17)
---------	---------------------------

MANUFACTURING

Nondurable Goods

	Food and kindred products
100	Meat products (201)
101	Dairy products (202)
102	Canned and preserved fruits and vegetables (203)
110	Grain mill products (204)
111	Bakery products (205)
112	Sugar and confectionery products (206)
120	Beverage industries (208)
121	Miscellaneous food preparations and kindred products (207, 209)
122	Not specified food industries
130	Tobacco manufactures (21)
	Textile mill products
132	Knitting mills (225)
140	Dyeing and finishing textiles, except wool and knit goods (226)
141	Floor coverings, except hard surface (227)
142	Yarn, thread, and fabric mills (221-224, 228)
150	Miscellaneous textile mill products (229)

1/ See Executive Office of the President, Office of Management and Budget, Standard Industrial Classification Manual, 1972 and the 1977 Supplement.



Census
Code

MANUFACTURING—Continued

Nondurable goods—Continued

	Apparel and other finished textile products
151	Apparel and accessories, except knit (231-238)
152	Miscellaneous fabricated textile products (239)
	Paper and allied products
160	Pulp, paper, and paperboard mills (261-263, 268)
161	Miscellaneous paper and pulp products (264)
162	Paperboard containers and boxes (265)
	Printing, publishing, and allied industries
171 (C)	Newspaper publishing and printing (271)
172	Printing, publishing, and allied industries, except newspapers (272-279)
	Chemicals and allied products
180	Plastics, synthetics, and resins (282)
181	Drugs (283)
182	Soaps and cosmetics (284)
190	Paints, varnishes, and related products (287)
191	Agricultural chemicals (287)
192	Industrial and miscellaneous chemicals (281, 286, 289)
	Petroleum and coal products
200	Petroleum refining (291)
201	Miscellaneous petroleum and coal products (295, 299)
	Rubber and miscellaneous plastics products
210	Tires and inner tubes (301)
211	Other rubber products, and plastics footwear and belting (302-304, 306)
212	Miscellaneous plastics products (307)
	Leather and leather products
220	Leather tanning and finishing (311)
221	Footwear, except rubber and plastic (313, 314)
222	Leather products, except footwear (315-317, 319)

Durable Goods

	Lumber and wood products, except furniture
230	Logging (241)
231	Sawmills, planing mills, and millwork (242, 243)
232	Wood buildings and mobile homes (245)
241	Miscellaneous wood products (244, 249)
242	Furniture and fixtures (25)
	Stone, clay, glass, and concrete products
250	Glass and glass products (321-323)
251	Cement, concrete, gypsum, and plaster products (324, 327)
252	Structural clay products (325)
261	Pottery and related products (326)
262	Miscellaneous nonmetallic mineral and stone products (328, 329)
	Metal industries
270	Blast furnaces, steelworks, rolling and finishing mills (331)
271	Iron and steel foundries (332)
272	Primary aluminum industries (3334, part 334, 3353-3355, 3361)



Census
Code

MANUFACTURING-Continued

Durable goods-Continued

280	Other primary metal industries (3331-3333, 3339, part 334, 3351, 3356, 3357, 3362, 3369, 339)
281	Cutlery, handtools, and other hardware (342)
282	Fabricated structural metal products (344)
290	Screw machine products (345)
291	Metal forgings and stampings (346)
292	Ordnance (348)
300	Miscellaneous fabricated metal products (341, 343, 347, 349)
301	Not specified metal industries
	Machinery, except electrical
310	Engines and turbines (351)
311	Farm machinery and equipment (352)
312	Construction and material handling machines (353)
320	Metalworking machinery (354)
321	Office and accounting machines (357, except 3573)
322	Electronic computing equipment (3573)
331	Machinery, except electrical, n.e.c. (355, 356, 358, 359)
332	Not specified machinery
	Electrical machinery, equipment, and supplies
340	Household appliances (363)
341	Radio, T.V., and communication equipment (365, 366)
342	Electrical machinery, equipment, and supplies, n.e.c. (361, 362, 364, 367, 369)
350	Not specified electrical machinery, equipment, and supplies
	Transportation equipment
351	Motor vehicles and motor vehicle equipment (371)
352	Aircraft and parts (372)
360	Ship and boat building and repairing (373)
361	Railroad locomotives and equipment (374)
362	Guided missiles, space vehicles, and parts (376)
370	Cycles and miscellaneous transportation equipment (375, 379)
	Professional and photographic equipment, and watches
371	Scientific and controlling instruments (381, 382)
372	Optical and health services supplies (383, 384, 385)
380	Photographic equipment and supplies (386)
381	Watches, clocks, and clockwork operated devices (387)
382	Not specified professional equipment
390	Toys, amusement, and sporting goods (394)
391	Miscellaneous manufacturing industries (39 exc. 394)
392	Not specified manufacturing industries

TRANSPORTATION, COMMUNICATIONS, AND OTHER
PUBLIC UTILITIES

Transportation

400	Railroads (40)
401	Bus service and urban transit (41, except 412)
402	Taxicab service (412)



TRANSPORTATION, COMMUNICATIONS, AND OTHER PUBLIC
UTILITIES-Continued

Census
Code

	Transportation (continued)
410	Trucking service (421, 423)
411	Warehousing and storage (422)
412	U.S. Postal Service (43)
420	Water transportation (44)
421	Air transportation (45)
422	Pipe lines, except natural gas (46)
432	Services incidental to transportation (47)
	Communications
440	Radio and television broadcasting (483)
441	Telephone (wire and radio) (481)
442	Telegraph and miscellaneous communication services (482, 489)
	Utilities and sanitary services
460	Electric light and power (491)
461	Gas and steam supply systems (492, 496)
462	Electric and gas, and other combinations (493)
470	Water supply and irrigation (494, 497)
471	Sanitary services (495)
472	Not specified utilities

WHOLESALE TRADE

Durable Goods

500	Motor vehicles and equipment (501)
501	Furniture and home furnishings (502)
502	Lumber and construction materials (503)
510	Sporting goods, toys, and hobby goods (504)
511	Metals and minerals, except petroleum (505)
512	Electrical goods (506)
521	Hardware, plumbing and heating supplies (507)
522	Not specified electrical and hardware products
530	Machinery, equipment, and supplies (508)
531	Scrap and waste materials (5093)
532	Miscellaneous wholesale, durable goods (5094, 5099)

Nondurable Goods

540	Paper and paper products (511)
541	Drugs, chemicals and allied products (512, 516)
542	Apparel, fabrics, and notions (513)
550	Groceries and related products (514)
551	Farm products - raw materials (515)
552	Petroleum products (517)
560	Alcoholic beverages (518)
561	Farm supplies (5191)
562	Miscellaneous wholesale, nondurable goods (5194, 5198, 5199)
571	Not specified wholesale trade



Census
Code

RETAIL TRADE

580 Lumber and building material retailing (521, 523)
 581 Hardware stores (525)
 582 Retail nurseries and garden stores (526)
 590 Mobile home dealers (527)
 591 (D) Department stores (531)
 592 Variety stores (533)
 600 Miscellaneous general merchandise stores (539)
 601 (E) Grocery stores (541)
 602 Dairy products stores (545)
 610 Retail bakeries (546)
 611 Food stores, n.e.c. (542, 543, 544, 549)
 612 Motor vehicle dealers (551, 552)
 620 Auto and home supply stores (553)
 621 Gasoline service stations (554)
 622 Miscellaneous vehicle dealers (555, 556, 557, 559)
 630 Apparel and accessory stores, except shoe (56, except 586)
 631 Shoe stores (586)

632 Furniture and home furnishings stores (571)
 640 Household appliances, TV, and radio stores (572, 573)
 641 (F) Eating and drinking places (58)
 642 Drug stores (591)
 650 Liquor stores (592)
 651 Sporting goods, bicycles, and hobby stores (5941, 5945, 5946)
 652 Book and stationery stores (5942, 5943)
 660 Jewelry stores (5944)
 661 Sewing, needlework and piece goods stores (5949)
 662 Mail order houses (5961)
 670 Vending machine operators (5962)
 671 Direct selling establishments (5963)
 672 Fuel and ice dealers (598)
 681 Retail florists (5992)
 682 Miscellaneous retail stores (593, 5947, 5948, 5993, 5994, 5999)
 691 Not specified retail trade

FINANCE, INSURANCE, AND REAL ESTATE

700 (G) Banking (60)
 701 Savings and loan associations (612)
 702 Credit agencies, n.e.c. (61, except 612)
 710 Security, commodity brokerage, and investment companies (62, 67)
 711 (H) Insurance (63, 64)
 712 Real estate, including real estate-insurance-law offices (65, 66)

BUSINESS AND REPAIR SERVICES

721 Advertising (731)
 722 Services to dwellings and other buildings (734)
 730 Commercial research, development, and testing labs (7391, 7397)
 731 Personnel supply services (736)
 732 Business management and consulting services (7392)



Census
Code

BUSINESS AND REPAIR SERVICES (continued)

740 Computer and data processing services (737)
 741 Detective and protective services (7393)
 742 Business services, n.e.c. (732, 733, 735, 7394, 7395, 7396, 7399)
 750 Automotive services, except repair (751, 752, 754)
 751 Automotive repair shops (753)
 752 Electrical repair shops (762, 7694)
 760 Miscellaneous repair services (763, 764, 7692, 7699)

PERSONAL SERVICES

761 (J) Private households (88)
 762 Hotels and motels (701)
 770 Lodging places, except hotels and motels (702, 703, 704)
 771 Laundry, cleaning, and garment services (721)
 772 Beauty shops (723)
 780 Barber shops (724)
 781 Funeral service and crematories (726)
 782 Shoe repair shops (725)
 790 Dressmaking shops (part 729)
 791 Miscellaneous personal services (722, part 729)

ENTERTAINMENT AND RECREATION SERVICES

800 Theaters and motion pictures (78, 792)
 801 Bowling alleys, billiard and pool parlors (793)
 802 Miscellaneous entertainment and recreation services (791, 794, 799)

PROFESSIONAL AND RELATED SERVICES

812 Offices of physicians (801, 803)
 820 Offices of dentists (802)
 821 Offices of chiropractors (8041)
 822 Offices of optometrists (8042)
 830 Offices of health practitioners, n.e.c. (8049)
 831 (K) Hospitals (806)
 832 Nursing and personal care facilities (805)
 840 Health services, n.e.c. (807, 808, 809)
 841 Legal services (81)
 842 (L) Elementary and secondary schools (821)
 850 (M) Colleges and universities (822)
 851 Business, trade, and vocational schools (824)
 852 Libraries (823)
 860 Educational services, n.e.c. (829)
 861 Job training and vocational rehabilitation services (833)
 862 Child day care services (835)
 870 Residential care facilities, without nursing (836)
 871 Social services, n.e.c. (832, 839)
 872 Museums, art galleries, and zoos (84)



**Census
Code**

PROFESSIONAL AND RELATED SERVICES (continued)

880 Religious organizations (866)
 881 Membership organizations (861-865, 869)
 882 Engineering, architectural, and surveying services (891)
 890 Accounting, auditing, and bookkeeping services (893)
 891 Noncommercial educational and scientific research (892)
 892 Miscellaneous professional and related services (899)

PUBLIC ADMINISTRATION

900 Executive and legislative offices (911-913)
 901 General government, n.e.c. (919)
 910 Justice, public order, and safety (92)
 921 Public finance, taxation, and monetary policy (93)
 922 Administration of human resources programs (94)
 930 Administration of environmental quality and housing programs (95)
 931 Administration of economic programs (96)
 932 National security and international affairs (97)

991 Member of the Armed Forces





CONTROL CARD

SURVEY OF INCOME AND PROGRAM PARTICIPATION

Header section containing fields for Survey of Income and Program Participation, Survey of Income and Program Participation, and Survey of Income and Program Participation. Includes checkboxes for 'Yes' and 'No' and various identification numbers.

SECTION 1: GENERAL INFORMATION. Includes fields for Name, Address, Telephone, and other personal details. Contains checkboxes for 'Yes' and 'No' and various identification numbers.

SECTION 2: HOUSEHOLD MEMBERS. A table listing household members with columns for Name, Sex, Age, Race, and other demographic information. Includes checkboxes for 'Yes' and 'No' and various identification numbers.

SECTION 3: HOUSEHOLD INCOME AND EXPENSES. Includes fields for Annual Income, Monthly Income, and other financial data. Contains checkboxes for 'Yes' and 'No' and various identification numbers.

SECTION 4: HOUSEHOLD MEMBERS STATUS. Includes fields for Education, Occupation, and other status information. Contains checkboxes for 'Yes' and 'No' and various identification numbers.

CONTROL CARD

SECTION 1: GENERAL INFORMATION

SECTION 2: HOUSEHOLD MEMBERS

SECTION 3: HOUSEHOLD INCOME AND EXPENSES

SECTION 4: HOUSEHOLD MEMBERS STATUS







TRANSCRIPTION ITEMS (Card # _____ of _____)

REVIEWER INSTRUCTIONS - These columns are to be filled in before the interview. Fill a column for each business/occupation listed in Household Register which is age 15 or older.

43 FAMILY NAME	44 FAMILY NUMBER	45 TYPE OF BUSINESS/ OCCUPATION		46 TYPE OF BUSINESS/ OCCUPATION		47 TYPE OF BUSINESS/ OCCUPATION		48 TYPE OF BUSINESS/ OCCUPATION		49 TYPE OF BUSINESS/ OCCUPATION		50 TYPE OF BUSINESS/ OCCUPATION		51 TYPE OF BUSINESS/ OCCUPATION		52 TYPE OF BUSINESS/ OCCUPATION		53 TYPE OF BUSINESS/ OCCUPATION	
		W1	W2	W3	W4	W5	W6	W7	W8	W9	W10	W11	W12	W13	W14	W15	W16	W17	W18

54 NAME OF EMPLOYER	55 NAME OF EMPLOYER	56 NAME OF EMPLOYER	57 NAME OF EMPLOYER	58 NAME OF EMPLOYER	59 NAME OF EMPLOYER	60 NAME OF EMPLOYER	61 NAME OF EMPLOYER	62 NAME OF EMPLOYER	63 NAME OF EMPLOYER	64 NAME OF EMPLOYER	65 NAME OF EMPLOYER	66 NAME OF EMPLOYER	67 NAME OF EMPLOYER	68 NAME OF EMPLOYER	69 NAME OF EMPLOYER	70 NAME OF EMPLOYER	71 NAME OF EMPLOYER	72 NAME OF EMPLOYER	73 NAME OF EMPLOYER	74 NAME OF EMPLOYER	75 NAME OF EMPLOYER	76 NAME OF EMPLOYER	77 NAME OF EMPLOYER	78 NAME OF EMPLOYER	79 NAME OF EMPLOYER	80 NAME OF EMPLOYER	81 NAME OF EMPLOYER	82 NAME OF EMPLOYER	83 NAME OF EMPLOYER	84 NAME OF EMPLOYER	85 NAME OF EMPLOYER	86 NAME OF EMPLOYER	87 NAME OF EMPLOYER	88 NAME OF EMPLOYER	89 NAME OF EMPLOYER	90 NAME OF EMPLOYER	91 NAME OF EMPLOYER	92 NAME OF EMPLOYER	93 NAME OF EMPLOYER	94 NAME OF EMPLOYER	95 NAME OF EMPLOYER	96 NAME OF EMPLOYER	97 NAME OF EMPLOYER	98 NAME OF EMPLOYER	99 NAME OF EMPLOYER	100 NAME OF EMPLOYER
------------------------	------------------------	------------------------	------------------------	------------------------	------------------------	------------------------	------------------------	------------------------	------------------------	------------------------	------------------------	------------------------	------------------------	------------------------	------------------------	------------------------	------------------------	------------------------	------------------------	------------------------	------------------------	------------------------	------------------------	------------------------	------------------------	------------------------	------------------------	------------------------	------------------------	------------------------	------------------------	------------------------	------------------------	------------------------	------------------------	------------------------	------------------------	------------------------	------------------------	------------------------	------------------------	------------------------	------------------------	------------------------	------------------------	-------------------------

91 NAME OF BUSINESS/FARM	92 NAME OF BUSINESS/FARM	93 NAME OF BUSINESS/FARM	94 NAME OF BUSINESS/FARM	95 NAME OF BUSINESS/FARM	96 NAME OF BUSINESS/FARM	97 NAME OF BUSINESS/FARM	98 NAME OF BUSINESS/FARM	99 NAME OF BUSINESS/FARM	100 NAME OF BUSINESS/FARM
-----------------------------	-----------------------------	-----------------------------	-----------------------------	-----------------------------	-----------------------------	-----------------------------	-----------------------------	-----------------------------	------------------------------

Line No.	INTERVIEW STATUS										INTERVIEW STATUS										INTERVIEW STATUS									
	W1	W2	W3	W4	W5	W6	W7	W8	W9	W10	W1	W2	W3	W4	W5	W6	W7	W8	W9	W10	W1	W2	W3	W4	W5	W6	W7	W8	W9	W10
1																														
2																														
3																														
4																														
5																														
6																														
7																														
8																														
9																														
10																														
11																														
12																														
13																														
14																														
15																														
16																														
17																														
18																														
19																														
20																														
21																														
22																														
23																														
24																														
25																														
26																														
27																														
28																														
29																														
30																														
31																														
32																														
33																														
34																														
35																														
36																														
37																														
38																														
39																														
40																														

41 PERSONAL INTERVIEW	42 PERSONAL INTERVIEW	43 PERSONAL INTERVIEW	44 PERSONAL INTERVIEW	45 PERSONAL INTERVIEW	46 PERSONAL INTERVIEW	47 PERSONAL INTERVIEW	48 PERSONAL INTERVIEW	49 PERSONAL INTERVIEW	50 PERSONAL INTERVIEW	51 PERSONAL INTERVIEW	52 PERSONAL INTERVIEW	53 PERSONAL INTERVIEW	54 PERSONAL INTERVIEW	55 PERSONAL INTERVIEW	56 PERSONAL INTERVIEW	57 PERSONAL INTERVIEW	58 PERSONAL INTERVIEW	59 PERSONAL INTERVIEW	60 PERSONAL INTERVIEW
--------------------------	--------------------------	--------------------------	--------------------------	--------------------------	--------------------------	--------------------------	--------------------------	--------------------------	--------------------------	--------------------------	--------------------------	--------------------------	--------------------------	--------------------------	--------------------------	--------------------------	--------------------------	--------------------------	--------------------------

61 INCOME SOURCES	62 INCOME SOURCES	63 INCOME SOURCES	64 INCOME SOURCES	65 INCOME SOURCES	66 INCOME SOURCES	67 INCOME SOURCES	68 INCOME SOURCES	69 INCOME SOURCES	70 INCOME SOURCES	71 INCOME SOURCES	72 INCOME SOURCES	73 INCOME SOURCES	74 INCOME SOURCES	75 INCOME SOURCES	76 INCOME SOURCES	77 INCOME SOURCES	78 INCOME SOURCES	79 INCOME SOURCES	80 INCOME SOURCES
----------------------	----------------------	----------------------	----------------------	----------------------	----------------------	----------------------	----------------------	----------------------	----------------------	----------------------	----------------------	----------------------	----------------------	----------------------	----------------------	----------------------	----------------------	----------------------	----------------------

81 SOURCES	82 SOURCES	83 SOURCES	84 SOURCES	85 SOURCES	86 SOURCES	87 SOURCES	88 SOURCES	89 SOURCES	90 SOURCES	91 SOURCES	92 SOURCES	93 SOURCES	94 SOURCES	95 SOURCES	96 SOURCES	97 SOURCES	98 SOURCES	99 SOURCES	100 SOURCES
---------------	---------------	---------------	---------------	---------------	---------------	---------------	---------------	---------------	---------------	---------------	---------------	---------------	---------------	---------------	---------------	---------------	---------------	---------------	----------------

91 SOURCES	92 SOURCES	93 SOURCES	94 SOURCES	95 SOURCES	96 SOURCES	97 SOURCES	98 SOURCES	99 SOURCES	100 SOURCES
---------------	---------------	---------------	---------------	---------------	---------------	---------------	---------------	---------------	----------------

101 SOURCES	102 SOURCES	103 SOURCES	104 SOURCES	105 SOURCES	106 SOURCES	107 SOURCES	108 SOURCES	109 SOURCES	110 SOURCES
----------------	----------------	----------------	----------------	----------------	----------------	----------------	----------------	----------------	----------------

111 SOURCES	112 SOURCES	113 SOURCES	114 SOURCES	115 SOURCES	116 SOURCES	117 SOURCES	118 SOURCES	119 SOURCES	120 SOURCES
----------------	----------------	----------------	----------------	----------------	----------------	----------------	----------------	----------------	----------------

121 SOURCES	122 SOURCES	123 SOURCES	124 SOURCES	125 SOURCES	126 SOURCES	127 SOURCES	128 SOURCES	129 SOURCES	130 SOURCES
----------------	----------------	----------------	----------------	----------------	----------------	----------------	----------------	----------------	----------------

131 SOURCES	132 SOURCES	133 SOURCES	134 SOURCES	135 SOURCES	136 SOURCES	137 SOURCES	138 SOURCES	139 SOURCES	140 SOURCES
----------------	----------------	----------------	----------------	----------------	----------------	----------------	----------------	----------------	----------------

141 SOURCES	142 SOURCES	143 SOURCES	144 SOURCES	145 SOURCES	146 SOURCES	147 SOURCES	148 SOURCES	149 SOURCES	150 SOURCES
----------------	----------------	----------------	----------------	----------------	----------------	----------------	----------------	----------------	----------------

151 SOURCES	152 SOURCES	153 SOURCES	154 SOURCES	155 SOURCES	156 SOURCES	157 SOURCES	158 SOURCES	159 SOURCES	160 SOURCES
----------------	----------------	----------------	----------------	----------------	----------------	----------------	----------------	----------------	----------------

161 SOURCES	162 SOURCES	163 SOURCES	164 SOURCES	165 SOURCES	166 SOURCES	167 SOURCES	168 SOURCES	169 SOURCES	170 SOURCES
----------------	----------------	----------------	----------------	----------------	----------------	----------------	----------------	----------------	----------------

171 SOURCES	172 SOURCES	173 SOURCES	174 SOURCES	175 SOURCES	176 SOURCES	177 SOURCES	178 SOURCES	179 SOURCES	180 SOURCES
----------------	----------------	----------------	----------------	----------------	----------------	----------------	----------------	----------------	----------------

181 SOURCES	182 SOURCES	183 SOURCES	184 SOURCES	185 SOURCES	186 SOURCES	187 SOURCES	188 SOURCES	189 SOURCES	190 SOURCES
----------------	----------------	----------------	----------------	----------------	----------------	----------------	----------------	----------------	----------------

191 SOURCES	192 SOURCES	193 SOURCES	194 SOURCES	195 SOURCES	196 SOURCES	197 SOURCES	198 SOURCES	199 SOURCES	200 SOURCES
----------------	----------------	----------------	----------------	----------------	----------------	----------------	----------------	----------------	----------------

201 SOURCES	202 SOURCES	203 SOURCES	204 SOURCES	205 SOURCES	206 SOURCES	207 SOURCES	208 SOURCES	209 SOURCES	210 SOURCES
----------------	----------------	----------------	----------------	----------------	----------------	----------------	----------------	----------------	----------------

211 SOURCES	212 SOURCES	213 SOURCES	214 SOURCES	215 SOURCES	216 SOURCES	217 SOURCES	218 SOURCES	219 SOURCES	220 SOURCES
----------------	----------------	----------------	----------------	----------------	----------------	----------------	----------------	----------------	----------------

221 SOURCES	222 SOURCES	223 SOURCES	224 SOURCES	225 SOURCES	226 SOURCES	227 SOURCES	228 SOURCES	229 SOURCES	230 SOURCES
----------------	----------------	----------------	----------------	----------------	----------------	----------------	----------------	----------------	----------------

231 SOURCES	232 SOURCES	233 SOURCES	234 SOURCES	235 SOURCES	236 SOURCES	237 SOURCES	238 SOURCES	239 SOURCES	240 SOURCES
----------------	----------------	----------------	----------------	----------------	----------------	----------------	----------------	----------------	----------------

241 SOURCES	242 SOURCES	243 SOURCES	244 SOURCES	245 SOURCES	246 SOURCES	247 SOURCES	248 SOURCES	249 SOURCES	250 SOURCES
----------------	----------------	----------------	----------------	----------------	----------------	----------------	----------------	----------------	----------------





LABOR FORCE AND RECEIENCY

Section 1 — LABOR FORCE AND RECEIENCY

(SHOW FLASHCARD J)

<p>1. During the 4-month period outlined on this calendar, that is, from (4 months ago) thru (Last month), did ... have a job or business, either full time or part time, even for only a few days? <i>Mark "Yes" for active duty in the Armed Forces, any temporary or part-time work, and work without pay in a family business or farm.</i></p>	<p style="text-align: right;">1007</p> <p><input type="checkbox"/> Yes — Mark "Worked" (code 170) on ISS and SKIP to 4</p> <p><input type="checkbox"/> No</p>																		
<p>2a. Even though ... did not have a job during this period, did ... spend any time looking for work or on layoff from a job?</p>	<p style="text-align: right;">1002</p> <p><input type="checkbox"/> Yes</p> <p><input type="checkbox"/> No — SKIP to 3a</p>																		
<p>b. Please look at the calendar. In which weeks was ... looking for work or on layoff from a job? <i>Mark (X) all that apply.</i></p>	<p style="text-align: right;">1004</p> <p><input checked="" type="checkbox"/> ALL</p> <table style="width: 100%; border: none;"> <tr> <td style="border: none;">1006 <input type="checkbox"/> 1</td> <td style="border: none;">1018 <input type="checkbox"/> 7</td> <td style="border: none;">1030 <input type="checkbox"/> 13</td> </tr> <tr> <td style="border: none;">1008 <input type="checkbox"/> 2</td> <td style="border: none;">1020 <input type="checkbox"/> 8</td> <td style="border: none;">1032 <input type="checkbox"/> 14</td> </tr> <tr> <td style="border: none;">1010 <input type="checkbox"/> 3</td> <td style="border: none;">1022 <input type="checkbox"/> 9</td> <td style="border: none;">1034 <input type="checkbox"/> 15</td> </tr> <tr> <td style="border: none;">1012 <input type="checkbox"/> 4</td> <td style="border: none;">1024 <input type="checkbox"/> 10</td> <td style="border: none;">1036 <input type="checkbox"/> 16</td> </tr> <tr> <td style="border: none;">1014 <input type="checkbox"/> 5</td> <td style="border: none;">1026 <input type="checkbox"/> 11</td> <td style="border: none;">1038 <input type="checkbox"/> 17</td> </tr> <tr> <td style="border: none;">1016 <input type="checkbox"/> 6</td> <td style="border: none;">1028 <input type="checkbox"/> 12</td> <td style="border: none;">1040 <input type="checkbox"/> 18</td> </tr> </table>	1006 <input type="checkbox"/> 1	1018 <input type="checkbox"/> 7	1030 <input type="checkbox"/> 13	1008 <input type="checkbox"/> 2	1020 <input type="checkbox"/> 8	1032 <input type="checkbox"/> 14	1010 <input type="checkbox"/> 3	1022 <input type="checkbox"/> 9	1034 <input type="checkbox"/> 15	1012 <input type="checkbox"/> 4	1024 <input type="checkbox"/> 10	1036 <input type="checkbox"/> 16	1014 <input type="checkbox"/> 5	1026 <input type="checkbox"/> 11	1038 <input type="checkbox"/> 17	1016 <input type="checkbox"/> 6	1028 <input type="checkbox"/> 12	1040 <input type="checkbox"/> 18
1006 <input type="checkbox"/> 1	1018 <input type="checkbox"/> 7	1030 <input type="checkbox"/> 13																	
1008 <input type="checkbox"/> 2	1020 <input type="checkbox"/> 8	1032 <input type="checkbox"/> 14																	
1010 <input type="checkbox"/> 3	1022 <input type="checkbox"/> 9	1034 <input type="checkbox"/> 15																	
1012 <input type="checkbox"/> 4	1024 <input type="checkbox"/> 10	1036 <input type="checkbox"/> 16																	
1014 <input type="checkbox"/> 5	1026 <input type="checkbox"/> 11	1038 <input type="checkbox"/> 17																	
1016 <input type="checkbox"/> 6	1028 <input type="checkbox"/> 12	1040 <input type="checkbox"/> 18																	
<p>c. Could ... have taken a job during any of those weeks if one had been offered?</p>	<p style="text-align: right;">1042</p> <p><input type="checkbox"/> Yes — SKIP to Check Item R1</p> <p><input type="checkbox"/> No</p>																		
<p>d. What was the main reason ... could not take a job during those weeks? <i>Mark (X) only one.</i></p>	<p style="text-align: right;">1044</p> <p><input type="checkbox"/> Already had a job</p> <p><input type="checkbox"/> Temporary illness</p> <p><input type="checkbox"/> School</p> <p><input type="checkbox"/> Other — Specify _____</p>																		
<p>CHECK ITEM R1 Refer to item 2b Is the "ALL" box marked in 2b?</p>	<p style="text-align: right;">1046</p> <p><input type="checkbox"/> Yes — SKIP to 9a, page 4</p> <p><input type="checkbox"/> No — SKIP to 3b</p>																		
<p>3a. Were there any weeks in the 4-month period when ... wanted a job?</p>	<p style="text-align: right;">1048</p> <p><input type="checkbox"/> Yes — SKIP to 3c</p> <p><input type="checkbox"/> No — SKIP to Check Item R6, page 4</p>																		
<p>b. I have recorded that there were weeks that ... did not work or look for work. Did ... want a job in those weeks?</p>	<p style="text-align: right;">1050</p> <p><input type="checkbox"/> Yes</p> <p><input type="checkbox"/> No — SKIP to 9a, page 4</p>																		
<p>c. Could ... have taken a job in those weeks if one had been offered?</p>	<p style="text-align: right;">1052</p> <p><input type="checkbox"/> Yes</p> <p><input type="checkbox"/> No — SKIP to 9a, page 4</p>																		
<p>d. During the weeks that ... wanted a job but was not looking for one, what was the main reason ... was not looking? <i>Mark (X) only one.</i></p>	<p style="text-align: right;">1054</p> <p><input type="checkbox"/> Believes no work available in line of work or area</p> <p><input type="checkbox"/> Couldn't find any work</p> <p><input type="checkbox"/> Lacks necessary schooling, training, skills, or experience</p> <p><input type="checkbox"/> Employers think too young or too old</p> <p><input type="checkbox"/> Other personal handicap in finding job</p> <p><input type="checkbox"/> Can't arrange child care</p> <p><input type="checkbox"/> Family responsibilities</p> <p><input type="checkbox"/> In school or other training</p> <p><input type="checkbox"/> Ill health, physical disability</p> <p><input type="checkbox"/> Other — Specify _____</p> <p><input type="checkbox"/> DK</p>																		
<p>4. Did ... have a job or business, either full or part time, during EACH of the weeks in this period? <i>Note that the person did not have to work each week.</i></p>	<p style="text-align: right;">1056</p> <p><input type="checkbox"/> Yes</p> <p><input type="checkbox"/> No — SKIP to 8a</p>																		
<p>5a. Was ... absent without pay from ...'s job or business for any FULL weeks during the 4-month period?</p>	<p style="text-align: right;">1058</p> <p><input type="checkbox"/> Yes</p> <p><input type="checkbox"/> No — SKIP to 8a, page 4</p>																		
<p>b. Please look at the calendar. In which weeks was ... absent without pay? <i>Mark (X) all that apply.</i></p>	<p style="text-align: right;">1060</p> <p><input checked="" type="checkbox"/> ALL</p> <table style="width: 100%; border: none;"> <tr> <td style="border: none;">1062 <input type="checkbox"/> 1</td> <td style="border: none;">1074 <input type="checkbox"/> 7</td> <td style="border: none;">1086 <input type="checkbox"/> 13</td> </tr> <tr> <td style="border: none;">1064 <input type="checkbox"/> 2</td> <td style="border: none;">1076 <input type="checkbox"/> 8</td> <td style="border: none;">1088 <input type="checkbox"/> 14</td> </tr> <tr> <td style="border: none;">1066 <input type="checkbox"/> 3</td> <td style="border: none;">1078 <input type="checkbox"/> 9</td> <td style="border: none;">1090 <input type="checkbox"/> 15</td> </tr> <tr> <td style="border: none;">1068 <input type="checkbox"/> 4</td> <td style="border: none;">1080 <input type="checkbox"/> 10</td> <td style="border: none;">1092 <input type="checkbox"/> 16</td> </tr> <tr> <td style="border: none;">1070 <input type="checkbox"/> 5</td> <td style="border: none;">1082 <input type="checkbox"/> 11</td> <td style="border: none;">1094 <input type="checkbox"/> 17</td> </tr> <tr> <td style="border: none;">1072 <input type="checkbox"/> 6</td> <td style="border: none;">1084 <input type="checkbox"/> 12</td> <td style="border: none;">1096 <input type="checkbox"/> 18</td> </tr> </table>	1062 <input type="checkbox"/> 1	1074 <input type="checkbox"/> 7	1086 <input type="checkbox"/> 13	1064 <input type="checkbox"/> 2	1076 <input type="checkbox"/> 8	1088 <input type="checkbox"/> 14	1066 <input type="checkbox"/> 3	1078 <input type="checkbox"/> 9	1090 <input type="checkbox"/> 15	1068 <input type="checkbox"/> 4	1080 <input type="checkbox"/> 10	1092 <input type="checkbox"/> 16	1070 <input type="checkbox"/> 5	1082 <input type="checkbox"/> 11	1094 <input type="checkbox"/> 17	1072 <input type="checkbox"/> 6	1084 <input type="checkbox"/> 12	1096 <input type="checkbox"/> 18
1062 <input type="checkbox"/> 1	1074 <input type="checkbox"/> 7	1086 <input type="checkbox"/> 13																	
1064 <input type="checkbox"/> 2	1076 <input type="checkbox"/> 8	1088 <input type="checkbox"/> 14																	
1066 <input type="checkbox"/> 3	1078 <input type="checkbox"/> 9	1090 <input type="checkbox"/> 15																	
1068 <input type="checkbox"/> 4	1080 <input type="checkbox"/> 10	1092 <input type="checkbox"/> 16																	
1070 <input type="checkbox"/> 5	1082 <input type="checkbox"/> 11	1094 <input type="checkbox"/> 17																	
1072 <input type="checkbox"/> 6	1084 <input type="checkbox"/> 12	1096 <input type="checkbox"/> 18																	
<p>c. What was the main reason ... was absent from ...'s job or business during those weeks? <i>Mark (X) only one.</i></p>	<p style="text-align: right;">1089</p> <p><input type="checkbox"/> On layoff</p> <p><input type="checkbox"/> Own illness</p> <p><input type="checkbox"/> On vacation</p> <p><input type="checkbox"/> Bad weather</p> <p><input type="checkbox"/> Labor dispute</p> <p><input type="checkbox"/> New job to begin within 30 days</p> <p><input type="checkbox"/> Other — Specify _____</p>																		

SKIP to 9a, page 4

SKIP to 8a, page 4



Section 1 – LABOR FORCE AND RECIPIENCY (Continued)

(SHOW FLASHCARD J)

6a. Please look at the calendar. In which weeks did ... have a job or business?
 Mark (X) calendar below. "With a job or business." AND then mark appropriate box(es).

1100	<input type="checkbox"/>	1	1112	<input type="checkbox"/>	7	1124	<input type="checkbox"/>	13
1102	<input type="checkbox"/>	2	1114	<input type="checkbox"/>	8	1126	<input type="checkbox"/>	14
1104	<input type="checkbox"/>	3	1116	<input type="checkbox"/>	9	1128	<input type="checkbox"/>	15
1106	<input type="checkbox"/>	4	1118	<input type="checkbox"/>	10	1130	<input type="checkbox"/>	16
1108	<input type="checkbox"/>	5	1120	<input type="checkbox"/>	11	1132	<input type="checkbox"/>	17
1110	<input type="checkbox"/>	6	1122	<input type="checkbox"/>	12	1134	<input type="checkbox"/>	18

b. Of those weeks that ... had a job or business, was ... absent from work for any full weeks without pay?
 1 Yes
 2 No – SKIP to 7a

c. In which weeks was ... absent without pay?

1132	<input type="checkbox"/>	1	1160	<input type="checkbox"/>	7	1162	<input type="checkbox"/>	13
1140	<input type="checkbox"/>	2	1162	<input type="checkbox"/>	8	1164	<input type="checkbox"/>	14
1142	<input type="checkbox"/>	3	1164	<input type="checkbox"/>	9	1166	<input type="checkbox"/>	15
1144	<input type="checkbox"/>	4	1166	<input type="checkbox"/>	10	1168	<input type="checkbox"/>	16
1146	<input type="checkbox"/>	5	1168	<input type="checkbox"/>	11	1170	<input type="checkbox"/>	17
1148	<input type="checkbox"/>	6	1160	<input type="checkbox"/>	12	1172	<input type="checkbox"/>	18

d. What was the main reason ... was absent from ...'s job or business during those weeks?
 Mark (X) only one.

- On layoff
- Own illness
- On vacation
- Bad weather
- Labor disputes
- New job to begin within 30 days
- Other – Specify _____

7a. I have marked that there were some weeks in this period in which ... did NOT have a job or business. During that week or weeks did ... spend any time looking for work or on layoff?
 1 Yes
 2 No – SKIP to 7e

b. In which of these weeks was ... looking for work or on layoff from a job?
 Mark (X) calendar below. "Looking for work or on layoff" AND then mark appropriate box(es).

1178	<input type="checkbox"/> All weeks without a job							
1180	<input type="checkbox"/>	1	1192	<input type="checkbox"/>	7	1204	<input type="checkbox"/>	13
1182	<input type="checkbox"/>	2	1194	<input type="checkbox"/>	8	1206	<input type="checkbox"/>	14
1184	<input type="checkbox"/>	3	1196	<input type="checkbox"/>	9	1208	<input type="checkbox"/>	15
1186	<input type="checkbox"/>	4	1198	<input type="checkbox"/>	10	1210	<input type="checkbox"/>	16
1188	<input type="checkbox"/>	5	1200	<input type="checkbox"/>	11	1212	<input type="checkbox"/>	17
1190	<input type="checkbox"/>	6	1202	<input type="checkbox"/>	12	1214	<input type="checkbox"/>	18

c. Could ... have taken a job during those weeks if one had been offered?
 1 Yes – SKIP to Check Item R2
 2 No

d. What was the main reason ... could not take a job during those weeks?

- Already had a job
- Temporary illness
- School
- Other – Specify _____

CHECK ITEM R2 Refer to the Labor Force Calendar, below. Is each week of the 4-month period marked as "With a job or business" or "Looking for work or on layoff"?

7e. Did ... want a job in those weeks when ... did not have one?
 1 Yes – SKIP to 7g
 2 No – SKIP to 8a

f. I have marked that there were weeks in this period when ... did not have a job and was not looking for a job. Did ... want a job in those weeks?
 If necessary, refer to Labor Force calendar.
 1 Yes
 2 No – SKIP to 8a

g. Could ... have taken a job during those weeks if one had been offered?
 1 Yes
 2 No – SKIP to 8a

LABOR FORCE CALENDAR – Use when item 4 is marked "No"

WEEK	1	2	3	4	5	6	7	8	9	10	11	12	13	14	15	16	17	18
With a job or business. Mark for item 6a.																		
Looking for work or on layoff (and without a job or business.) Mark for item 7b																		

LABOR FORCE: A-CR-010-01-01



Section 1 – LABOR FORCE AND RECEIPIENCY (Continued)

<p>7h. During the weeks that . . . wanted a job but was not looking for one, what was the main reason . . . was not looking?</p> <p>Mark (X) only one.</p>	<p>1228</p> <p>1 <input type="checkbox"/> Believes no work available in line of work or area</p> <p>2 <input type="checkbox"/> Couldn't find any work</p> <p>3 <input type="checkbox"/> Lacks necessary schooling, training, skills, or experience</p> <p>4 <input type="checkbox"/> Employers think too young or too old</p> <p>5 <input type="checkbox"/> Other personal handicap in finding job</p> <p>6 <input type="checkbox"/> Can't arrange child care</p> <p>7 <input type="checkbox"/> Family responsibilities</p> <p>8 <input type="checkbox"/> In school or other training</p> <p>9 <input type="checkbox"/> Ill health, physical disability</p> <p>10 <input type="checkbox"/> Other — Specify _____</p> <p>11 <input type="checkbox"/> DK</p>
<p>8a. In the weeks that . . . worked during the 4-month period, how many hours did . . . usually work per week?</p>	<p>1230</p> <p><input type="checkbox"/> Hours per week</p> <p>x3 <input type="checkbox"/> None } SKIP to Check Item R4</p> <p>x1 <input type="checkbox"/> DK</p>
<p>CHECK ITEM R3 Refer to Item 8a. Did . . . usually work 35 or more hours per week?</p>	<p>1232</p> <p>1 <input type="checkbox"/> Yes</p> <p>2 <input type="checkbox"/> No — SKIP to 8c</p>
<p>8b. Did . . . work fewer than 35 hours in any of the weeks that . . . worked during this period? Exclude time off WITH PAY because of holidays, vacation, days off or sickness.</p>	<p>1234</p> <p>1 <input type="checkbox"/> Yes</p> <p>2 <input type="checkbox"/> No — SKIP to Check Item R4</p>
<p>c. In how many weeks did . . . work fewer than 35 hours during this 4-month period?</p>	<p>1236</p> <p>x5 <input type="checkbox"/> All</p> <p><input type="checkbox"/> Weeks</p>
<p>d. What was the main reason . . . worked fewer than 35 hours in those weeks?</p> <p>Mark (X) only one.</p>	<p>1238</p> <p>1 <input type="checkbox"/> Could not find a full-time job</p> <p>2 <input type="checkbox"/> Wanted to work part time</p> <p>3 <input type="checkbox"/> Health condition or disability</p> <p>4 <input type="checkbox"/> Normal working hours are fewer than 35 hours</p> <p>5 <input type="checkbox"/> Slack work or material shortage</p> <p>6 <input type="checkbox"/> Other — Specify _____</p>
<p>CHECK ITEM R4 Refer to item 8a, page 2. The response to item 8a is:</p>	<p>1239</p> <p>1 <input type="checkbox"/> Yes (or blank)</p> <p>2 <input type="checkbox"/> No — SKIP to Check Item R5</p>
<p>9a. During this 4-month period, did . . . receive any State unemployment compensation payments?</p>	<p>1240</p> <p>1 <input type="checkbox"/> Yes — Mark "5" on ISS</p> <p>2 <input type="checkbox"/> No — SKIP to Check Item R5</p>
<p>b. During this period, did . . . also receive any Supplemental Unemployment Benefits (SUB)?</p>	<p>1242</p> <p>1 <input type="checkbox"/> Yes — Mark "6" on ISS</p> <p>2 <input type="checkbox"/> No</p>
<p>CHECK ITEM R5 Is "Worked" marked on the ISS?</p>	<p>1244</p> <p>1 <input type="checkbox"/> Yes</p> <p>2 <input type="checkbox"/> No — SKIP to Check Item R6</p>
<p>10. During this 4-month period did . . . receive any money from worker's compensation for any kind of job-related illness or injury?</p>	<p>1245</p> <p>1 <input type="checkbox"/> Yes — Mark "10" on ISS</p> <p>2 <input type="checkbox"/> No</p>
<p>CHECK ITEM R6 Was an interview obtained for . . . last reference period?</p>	<p>1248</p> <p>1 <input type="checkbox"/> Yes</p> <p>2 <input type="checkbox"/> No — SKIP to Check Item R11, page 6</p>
<p>CHECK ITEM R7 Are any income types listed in the Income Roster?</p>	<p>1250</p> <p>1 <input type="checkbox"/> Yes</p> <p>2 <input type="checkbox"/> No — SKIP to 12e</p>

NOTES



Section 1 – LABOR FORCE AND RECIPIENCY (Continued)

11a. According to the information we obtained last time... had received (Read income types in 11b, column (2)) during (8 months ago) through (8 months ago). Was this information recorded correctly? **1261** 1 Yes
2 No – Resolve problems and make appropriate entries in 11b, column (5) } Ask 11c

b. INCOME ROSTER

Line No (1)	Income type (2)	Income code (3)	This reference period (4)	Previous reference period (5)	
				Should not have been listed	Was not listed, should have been
1		1262 <input type="checkbox"/>	1264 1 <input type="checkbox"/> Yes – Mark ISS 2 <input type="checkbox"/> No	1265 1 <input type="checkbox"/>	2 <input type="checkbox"/>
2		1266 <input type="checkbox"/>	1268 1 <input type="checkbox"/> Yes – Mark ISS 2 <input type="checkbox"/> No	1269 1 <input type="checkbox"/>	2 <input type="checkbox"/>
3		1260 <input type="checkbox"/>	1262 1 <input type="checkbox"/> Yes – Mark ISS 2 <input type="checkbox"/> No	1263 1 <input type="checkbox"/>	2 <input type="checkbox"/>
4		1264 <input type="checkbox"/>	1266 1 <input type="checkbox"/> Yes – Mark ISS 2 <input type="checkbox"/> No	1267 1 <input type="checkbox"/>	2 <input type="checkbox"/>
5		1268 <input type="checkbox"/>	1270 1 <input type="checkbox"/> Yes – Mark ISS 2 <input type="checkbox"/> No	1271 1 <input type="checkbox"/>	2 <input type="checkbox"/>
6		1272 <input type="checkbox"/>	1274 1 <input type="checkbox"/> Yes – Mark ISS 2 <input type="checkbox"/> No	1275 1 <input type="checkbox"/>	2 <input type="checkbox"/>
7		1276 <input type="checkbox"/>	1278 1 <input type="checkbox"/> Yes – Mark ISS 2 <input type="checkbox"/> No	1279 1 <input type="checkbox"/>	2 <input type="checkbox"/>
8		1280 <input type="checkbox"/>	1282 1 <input type="checkbox"/> Yes – Mark ISS 2 <input type="checkbox"/> No	1283 1 <input type="checkbox"/>	2 <input type="checkbox"/>

c. During the past 4 months, that is _____ and _____, did ... get income from (Read income types in 11b, column (2))?

MARK (X) APPROPRIATE BOX IN ITEM 11b, COLUMN (4) FOR EACH INCOME TYPE LISTED.

12a. During this 4-month period, did ... get any income from the Federal Government (that we haven't talked about)? **1284** 1 Yes
2 No – SKIP to 13a

b. What was it called?

Anything else?

Mark (X) all that apply.

- 1286** 1 Social Security – Mark "1" on ISS
1288 2 Federal Supplemental Security Income (Federal SSI) – Mark "3" on ISS
1290 3 A serviceman's or widow's pension from the Veterans Administration (VA) – Mark "8" on ISS
1292 4 Anything else – Mark appropriate code on ISS and specify
1294

13a. During this 4-month period, did ... receive any (other) pension, disability, retirement, or survivor income (that we haven't talked about)? **1296** 1 Yes
2 No – SKIP to Check Item R8

b. What was the source of this income?

Anything else?

Mark (X) all that apply.

- 1298** 1 U.S. Government Railroad Retirement – Mark "2" on ISS
1300 2 Black Lung payments – Mark "9" on ISS
1302 3 Worker's Compensation – Mark "10" on ISS
1304 4 Payments from a sickness, accident or disability insurance policy purchased on your own – Mark "13" on ISS
1306 5 Pension from company or union – Mark "30" on ISS
1308 6 Federal Civil Service or other Federal civilian employee pension – Mark "31" on ISS
1310 7 U.S. Military retirement pay (exclude payments from the Veterans Administration) – Mark "32" on ISS
1312 8 National Guard or Reserve Forces retirement – Mark "33" on ISS
1314 9 State government pension – Mark "34" on ISS
1316 10 Local government pension – Mark "35" on ISS
1318 11 Income from paid-up life insurance policies or annuities – Mark "38" on ISS
1320 12 Other or DK – Specify and enter code from income source list. If income type is not listed or DK, enter code "38" – Mark ISS.
1322

CHECK ITEM R8

Is "Medicare" marked for ... on cc Item 47?

1324 1 Yes – Mark "172" on ISS and SKIP to Check Item R23, page 8



Section 1 - LABOR FORCE AND RECIPIENCY (Continued)			
CHECK ITEM R9	Is "Disabled" marked for ... on cc item 477?	1326	1 <input type="checkbox"/> Yes - Mark "171" on ISS and SKIP to 23a, page 8 2 <input type="checkbox"/> No
CHECK ITEM R10	Is ... 65 years of age or over?	1328	1 <input type="checkbox"/> Yes - SKIP to 23a, page 8 2 <input type="checkbox"/> No - SKIP to Check item R23, page 8
CHECK ITEM R11	Refer to Control Card item 32c. Is ... a veteran of the U.S. Armed Forces? Mark "No" if currently in Armed Forces. ("Yes" marked in cc item 32c)	1330	1 <input type="checkbox"/> Yes 2 <input type="checkbox"/> No - SKIP to Check item R12
14a.	How long did ... serve on active duty in the Armed Forces?	1327	1 <input type="checkbox"/> Less than 6 months 2 <input type="checkbox"/> 6 to 23 months 3 <input type="checkbox"/> 2 to 19 years 4 <input type="checkbox"/> 20 or more years x1 <input type="checkbox"/> DK
b.	Does ... have a service connected disability; that is, a health condition or impairment caused or made worse by military service?	1324	1 <input type="checkbox"/> Yes 2 <input type="checkbox"/> No x1 <input type="checkbox"/> DK } SKIP to 14d
c.	What is ...'s VA percent disability rating? Use the following probe if needed: (Such as 0, 10, 20, 30, 40, 50, 60, 70, 80, 90, 100%)	1325	<input type="text"/> <input type="text"/> <input type="text"/> x3 <input type="checkbox"/> 0% x1 <input type="checkbox"/> DK x2 <input type="checkbox"/> Ref. 101 <input type="checkbox"/> No rating
d.	During this 4-month period did ... receive pension or compensation payments from the Veterans Administration? (Exclude regular military retirement pay, insurance proceeds, and GI Bill benefits.)	1328	1 <input type="checkbox"/> Yes - Mark "8" on ISS 2 <input type="checkbox"/> No
CHECK ITEM R12	Is ... 18 years of age or over?	1340	1 <input type="checkbox"/> Yes 2 <input type="checkbox"/> No - SKIP to 18a
15a.	During this 4-month period, did ... receive any Social Security payments?	1342	1 <input type="checkbox"/> Yes - Mark "1" on ISS 2 <input type="checkbox"/> No - SKIP to Check item R14
CHECK ITEM R13	Is ... 65 years of age or over?	1344	1 <input type="checkbox"/> Yes - SKIP to 16a 2 <input type="checkbox"/> No
15b.	What is the reason ... is getting Social Security, is it because ... is (Read categories) - Mark (X) only one.	1348	1 <input type="checkbox"/> Retired? 2 <input type="checkbox"/> Disabled? 3 <input type="checkbox"/> Widowed/ or surviving child? 4 <input type="checkbox"/> Spouse or dependent child? 5 <input type="checkbox"/> Some other reason } SKIP to 16a x1 <input type="checkbox"/> DK
c.	Sometimes people get Social Security for more than one reason. Is there another reason ... receives Social Security?	1348	1 <input type="checkbox"/> Retired 2 <input type="checkbox"/> Disabled 3 <input type="checkbox"/> Widowed/ or surviving child 4 <input type="checkbox"/> Spouse or dependent child 5 <input type="checkbox"/> No other reason x1 <input type="checkbox"/> DK } SKIP to 16a
CHECK ITEM R14	Refer to Control Card item 27. Is ... the designated parent or guardian of children under 18 who live in this household?	1350	1 <input type="checkbox"/> Yes 2 <input type="checkbox"/> No - SKIP to 16a
15d.	During the 4-month period did ... receive any Social Security payments especially for ...'s children (under 18)?	1352	1 <input type="checkbox"/> Yes - Mark "1" on ISS 2 <input type="checkbox"/> No
16a.	During this 4-month period did ... receive any SSI (Supplemental Security Income) payments from the U.S. Government?	1354	1 <input type="checkbox"/> Yes - Mark "3" on ISS 2 <input type="checkbox"/> No - SKIP to Check item R15
b.	Did ... also receive a SEPARATE SSI payment from the State or local welfare office during these months?	1356	1 <input type="checkbox"/> Yes - Mark "4" on ISS 2 <input type="checkbox"/> No
CHECK ITEM R15	Is ... 40 years of age or over?	1358	1 <input type="checkbox"/> Yes 2 <input type="checkbox"/> No - SKIP to 16a
17a.	Has ... ever retired from a job or business? (Include retirement from the military.)	1360	1 <input type="checkbox"/> Yes 2 <input type="checkbox"/> No - SKIP to Check item R16
b.	During the 4-month period did ... receive any retirement income other than Social Security?	1362	1 <input type="checkbox"/> Yes 2 <input type="checkbox"/> No - SKIP to 17d
NOTES			



Section 1 — LABOR FORCE AND RECIPIENCY (Continued)	
17c. What kind of retirement income? Anything else? Mark (X) all that apply.	1364 <input type="checkbox"/> U.S. Government Railroad Retirement — Mark "2" on ISS 1366 <input type="checkbox"/> Pension from company or union — Mark "30" on ISS 1368 <input type="checkbox"/> Federal Civil Service or other Federal civilian employee pension — Mark "31" on ISS 1370 <input type="checkbox"/> U.S. Military retirement pay (exclude payments from the Veterans Administration) — Mark "32" on ISS 1372 <input type="checkbox"/> National Guard or Reserve Forces retirement — Mark "33" on ISS 1374 <input type="checkbox"/> State government pension — Mark "34" on ISS 1376 <input type="checkbox"/> Local government pension — Mark "35" on ISS 1378 <input type="checkbox"/> Other or DK — Specify and enter code from income source list. If income type not listed or "DK," enter code "38" — Mark ISS. 1390 <input type="checkbox"/>
d. During this 4-month period, did ... receive any regular income from a paid-up life insurance policy or any other annuities?	1382 <input type="checkbox"/> Yes — Mark "36" on ISS <input type="checkbox"/> No
CHECK ITEM R16 Is ... 70 years of age or over?	1384 <input type="checkbox"/> Yes — SKIP to Check Item R17 <input type="checkbox"/> No
18a. Does ... have a physical, mental, or other health condition which limits the kind or amount of work ... can do?	1388 <input type="checkbox"/> Yes — Mark "171" on ISS <input type="checkbox"/> No — SKIP to Check Item R17
b. During this 4-month period, did ... receive any income because of ...'s health condition or disability? (Other than Social Security, SSI, or VA?)	1396 <input type="checkbox"/> Yes <input type="checkbox"/> No } <input type="checkbox"/> DK } SKIP to Check Item R17
c. What kind of income? Anything else? Mark (X) all that apply.	1390 <input type="checkbox"/> U.S. Government Railroad Retirement — Mark "2" on ISS 1392 <input type="checkbox"/> Black Lung payments — Mark "9" on ISS 1384 <input type="checkbox"/> Worker's Compensation — Mark "10" on ISS 1398 <input type="checkbox"/> Payments from a sickness, accident or disability insurance policy purchased on your own — Mark "13" on ISS 1396 <input type="checkbox"/> Pension from company or union — Mark "30" on ISS 1400 <input type="checkbox"/> Federal Civil Service or other Federal civilian employee pension — Mark "31" on ISS 1402 <input type="checkbox"/> U.S. Military retirement pay (exclude payments from the Veterans Administration) — Mark "32" on ISS 1404 <input type="checkbox"/> State government pension — Mark "34" on ISS 1408 <input type="checkbox"/> Local government pension — Mark "35" on ISS 1410 <input type="checkbox"/> Other or DK — Specify and enter code from income source list. If income type not listed or "DK," enter code "38" — Mark ISS. 1412 <input type="checkbox"/>
CHECK ITEM R17 Refer to Control Card item 26a. What is ...'s marital status?	1414 <input type="checkbox"/> Married — SKIP to 20 <input type="checkbox"/> Widowed — SKIP to 22a <input type="checkbox"/> Divorced <input type="checkbox"/> Separated <input type="checkbox"/> Never married — SKIP to Check Item R18
19. Did ... receive any alimony (or support payments other than child support) during the 4-month period?	1418 <input type="checkbox"/> Yes — Mark "28" on ISS and SKIP to Check Item R18 <input type="checkbox"/> No } <input type="checkbox"/> DK } SKIP to Check Item R18 <input type="checkbox"/> Ref. }
20. (People who have been widowed or divorced sometimes receive income because of their former marriage.) Has ... ever been widowed or divorced?	1416 <input type="checkbox"/> Widowed — SKIP to 22a <input type="checkbox"/> Divorced <input type="checkbox"/> Both widowed and divorced <input type="checkbox"/> No — SKIP to Check Item R21
CHECK ITEM R18 Refer to Control Card item 27. Is ... the designated parent or guardian of children under 18 who live in this household?	1420 <input type="checkbox"/> Yes <input type="checkbox"/> No — SKIP to Check Item R19
21. Did ... receive any child support payments during this 4-month period? (Exclude child support paid through the welfare office.)	1422 <input type="checkbox"/> Yes — Mark "28" on ISS <input type="checkbox"/> No <input type="checkbox"/> DK



Section 1 - LABOR FORCE AND RECIPIENCY (Continued)

CHECK ITEM R19	Is "Both widowed and divorced" box marked in 20?	1424	<input type="checkbox"/> Yes <input type="checkbox"/> No - SKIP to Check Item R21
22a.	During this 4-month period, did ... receive any pensions or annuities as a widower (other than Social Security)?	1428	<input type="checkbox"/> Yes <input type="checkbox"/> No <input type="checkbox"/> DK } SKIP to Check Item R21
b.	What kind of income was this? Was there anything else? (SHOW FLASHCARD K) Mark (X) all that apply.	1438	<input type="checkbox"/> U.S. Government Railroad Retirement - Mark "2" on ISS <input type="checkbox"/> Veterans Compensation or pension - Mark "8" on ISS <input type="checkbox"/> Black Lung payments - Mark "9" on ISS <input type="checkbox"/> Pension from company or union - Mark "30" on ISS <input type="checkbox"/> Federal Civil Service or other Federal civilian employee pension - Mark "31" on ISS <input type="checkbox"/> U.S. Military retirement pay (exclude payments from the Veterans Administration) - Mark "32" on ISS <input type="checkbox"/> National Guard or Reserve Forces retirement - Mark "33" on ISS <input type="checkbox"/> State government pension - Mark "34" on ISS <input type="checkbox"/> Local government pension - Mark "35" on ISS <input type="checkbox"/> Income from paid-up life insurance policies or annuities - Mark "36" on ISS <input type="checkbox"/> Payments from estate or trust - Mark "37" on ISS <input type="checkbox"/> Other or DK - Specify and enter code from income source list. If income type not listed or "DK," enter code "38" - Mark ISS
CHECK ITEM R20	Is "Veterans Compensation or pension" marked in 22b?	1454	<input type="checkbox"/> Yes <input type="checkbox"/> No - SKIP to Check Item R21
22c.	Did ...'s late spouse die while in the service or from a service-related injury?	1458	<input type="checkbox"/> Yes, in the service <input type="checkbox"/> Yes, from service-related injury <input type="checkbox"/> No
CHECK ITEM R21	Is ... 65 years of age or over?	1459	<input type="checkbox"/> Yes - SKIP to 23a <input type="checkbox"/> No
CHECK ITEM R22	Refer to item 18a. Is ... disabled?	1460	<input type="checkbox"/> Yes <input type="checkbox"/> No - SKIP to Check item R23
23b.	Medicare is a health insurance program for disabled persons and persons 65 or over. People covered by Medicare have a card that looks like this (SHOW FLASHCARD L). Was ... covered by Medicare?	1462	<input type="checkbox"/> Yes - Mark "172" on ISS <input type="checkbox"/> No <input type="checkbox"/> DK } SKIP to Check Item R23
b.	May I see ...'s Medicare card to record the claim number and type of coverage?	1464	<div style="display: flex; align-items: center;"> <div style="border: 1px solid black; padding: 2px; margin-right: 5px;"> <input type="checkbox"/> Hospital only (Type A) </div> <div style="border: 1px solid black; padding: 2px; margin-right: 5px;"> <input type="checkbox"/> Medical only (Type B) </div> <div style="border: 1px solid black; padding: 2px; margin-right: 5px;"> <input type="checkbox"/> Both hospital and medical (Types A and B) </div> <div style="border: 1px solid black; padding: 2px; margin-right: 5px;"> <input type="checkbox"/> Card not available - ASK 23c </div> </div> <div style="margin-left: 20px;"> TYPE OF COVERAGE } SKIP to Check Item R23 </div>
c.	(This information is especially important for the purposes of this survey.) If I were to call later would you be able to provide me with ...'s Medicare number?	1470	<input type="checkbox"/> Yes - Mark Reminder Card, item 2 <input type="checkbox"/> No
d.	Medicare has an optional feature which costs extra and helps pay for doctor bills. Does ...'s Medicare help pay for doctor bills?	1472	<input type="checkbox"/> Yes <input type="checkbox"/> No <input type="checkbox"/> DK
CHECK ITEM R23	Refer to Control Card item 27. Is ... the designated parent or guardian of children under 18 who live in the household?	1474	<input type="checkbox"/> Yes - SKIP to Check Item R25 <input type="checkbox"/> No
CHECK ITEM R24	Is ... 18 years of age or over?	1476	<input type="checkbox"/> Yes <input type="checkbox"/> No - SKIP to 27a
CHECK ITEM R25	Is ISS code "27" (Food stamps) listed in the Income Roster (item 11b, page 5)?	1478	<input type="checkbox"/> Yes - SKIP to Check Item R26 <input type="checkbox"/> No
24.	Was ... authorized to receive food stamps at any time during the 4-month period? (An authorized person is one whose name appears	1480	<input type="checkbox"/> Yes - Mark "27" on ISS <input type="checkbox"/> No



Section 1 – LABOR FORCE AND RECIPIENCY (Continued)

CHECK ITEM R26	Interview status of ...'s spouse.	1492	1 <input type="checkbox"/> No spouse in household 2 <input type="checkbox"/> Interview for spouse not yet conducted 3 <input type="checkbox"/> Interview for spouse already conducted – SKIP to Check Item R27																		
25a.	(Other than what we have already mentioned) During the 4-month period, did ... receive any (other) welfare (such as AFDC, WIC, or General Assistance) (for ... or ...'s children)? (Exclude energy assistance.)	1484	1 <input type="checkbox"/> Yes 2 <input type="checkbox"/> No – SKIP to Check Item R27																		
b.	What kind of welfare did ... receive? Anything else? Mark (X) all that apply.	1488 1488 1490 1492 1494 1496	1 <input type="checkbox"/> AFDC – Mark "20" on ISS 2 <input type="checkbox"/> General Assistance or General Relief – Mark "21" on ISS 3 <input type="checkbox"/> Indian, Cuban or Refugee Assistance – Mark "22" on ISS 4 <input type="checkbox"/> Foster Child Care – Mark "23" on ISS 5 <input type="checkbox"/> WIC – Mark "25" on ISS 6 <input type="checkbox"/> Other or DK – Specify and enter code from income source list. If income type not listed or "DK", enter code "24" – Mark ISS																		
CHECK ITEM R27	Is "Medicaid" marked for ... on no item 47?	1498	1 <input type="checkbox"/> Yes 2 <input type="checkbox"/> No																		
26a.	(Refer to FLASHCARD M for Medicaid name.) During the 4-month period was ... covered by (Use local name for Medicaid) or another public assistance program that pays for medical care?	1500	1 <input type="checkbox"/> Yes – SKIP to 26b 2 <input type="checkbox"/> No																		
b.	(Refer to FLASHCARD M for Medicaid name.) According to our last visit ... was covered by (Use local name for Medicaid). Was ... covered by it at any time during the 4-month period?	1502	1 <input type="checkbox"/> Yes – Mark "173" on ISS SKIP to Check Item R28 2 <input type="checkbox"/> No																		
CHECK ITEM R28	Refer to Control Card Item 27. Is ... the designated parent or guardian of children under 18 who live in this household?	1504	1 <input type="checkbox"/> Yes – Mark "173" on ISS 2 <input type="checkbox"/> No																		
26c.	Were any of ...'s children (under 18) covered by (Use local name for Medicaid)?	1508	1 <input type="checkbox"/> Yes 2 <input type="checkbox"/> No – SKIP to Check Item R29																		
d.	Which children were covered?	1510	x <input type="checkbox"/> All children OR <table style="width:100%; border-collapse: collapse;"> <thead> <tr> <th style="width:10%;"></th> <th style="width:15%;">Person No.</th> <th style="width:75%;">Name</th> </tr> </thead> <tbody> <tr> <td style="text-align: right;">1512</td> <td style="border: 1px solid black; width: 15%;"></td> <td style="border: 1px solid black;"></td> </tr> <tr> <td style="text-align: right;">1514</td> <td style="border: 1px solid black;"></td> <td style="border: 1px solid black;"></td> </tr> <tr> <td style="text-align: right;">1516</td> <td style="border: 1px solid black;"></td> <td style="border: 1px solid black;"></td> </tr> <tr> <td style="text-align: right;">1518</td> <td style="border: 1px solid black;"></td> <td style="border: 1px solid black;"></td> </tr> <tr> <td style="text-align: right;">1520</td> <td style="border: 1px solid black;"></td> <td style="border: 1px solid black;"></td> </tr> </tbody> </table>		Person No.	Name	1512			1514			1516			1518			1520		
	Person No.	Name																			
1512																					
1514																					
1516																					
1518																					
1520																					
CHECK ITEM R29	Was ... or ...'s children (under 18) covered by Medicaid?	1524	1 <input type="checkbox"/> Yes 2 <input type="checkbox"/> No – SKIP to 27a																		
26e.	Was (.../and) ...'s children) covered during the entire 4-month period?	1528	1 <input type="checkbox"/> Yes – SKIP to 27a 2 <input type="checkbox"/> No																		
f.	In which months was (.../and) ...'s children) covered? Mark (X) all that apply.	1530 1532 1534	1 <input type="checkbox"/> Last month 2 <input type="checkbox"/> 2 months ago 3 <input type="checkbox"/> 3 months ago 4 <input type="checkbox"/> 4 months ago																		

NOTES



Section 1 – LABOR FORCE AND RECIPIENCY (Continued)

<p>27a. During the 4-month period, did ... have group or individual health insurance in ...'s own name? (Exclude Medicaid, Medicare, CHAMPUS, CHAMPVA and plans paying benefits only for accidents or specific diseases.)</p> <p>ASK OR VERIFY –</p>	<p>1538 1 <input type="checkbox"/> Yes – SKIP to 27c 2 <input type="checkbox"/> No</p>																					
<p>b. Was ... covered by a health insurance plan in somebody else's name?</p>	<p>1537 1 <input type="checkbox"/> Yes 2 <input type="checkbox"/> No } SKIP to Check Item R30</p>																					
<p>c. Did ... have a health insurance plan during the entire 4-month period?</p>	<p>1538 1 <input type="checkbox"/> Yes – SKIP to 27e 2 <input type="checkbox"/> No</p>																					
<p>d. In which months did ... have a plan? Mark (X) all that apply.</p>	<p>1540 1 <input type="checkbox"/> Last month 1542 2 <input type="checkbox"/> 2 months ago 1544 3 <input type="checkbox"/> 3 months ago 1548 4 <input type="checkbox"/> 4 months ago</p>																					
<p>e. Did ... have a health plan provided through an employer or union (or through a former employer or a pension plan)?</p>	<p>1548 1 <input type="checkbox"/> Yes 2 <input type="checkbox"/> No – SKIP to 27g</p>																					
<p>f. Did the employer or union (former employer or pension plan) pay for part or all of the cost of this plan?</p>	<p>1560 1 <input type="checkbox"/> All 2 <input type="checkbox"/> Part 3 <input type="checkbox"/> None</p>																					
<p>g. Was this an individual plan or a family plan?</p>	<p>1552 1 <input type="checkbox"/> Individual – SKIP to Check Item R30 2 <input type="checkbox"/> Family</p>																					
<p>h. Did ...'s health plan cover all the persons living here?</p>	<p>1554 1 <input type="checkbox"/> Yes – SKIP to Check Item R32 2 <input type="checkbox"/> No</p>																					
<p>i. Other than ..., which persons in this household were covered by ...'s plan?</p>	<table style="width:100%; border-collapse: collapse;"> <thead> <tr> <th style="width:10%;"></th> <th style="width:40%;">Person No.</th> <th style="width:50%;">Name</th> </tr> </thead> <tbody> <tr> <td>1558</td> <td><input type="text"/></td> <td><input type="text"/></td> </tr> <tr> <td>1560</td> <td><input type="text"/></td> <td><input type="text"/></td> </tr> <tr> <td>1560</td> <td><input type="text"/></td> <td><input type="text"/></td> </tr> <tr> <td>1562</td> <td><input type="text"/></td> <td><input type="text"/></td> </tr> <tr> <td>1564</td> <td><input type="text"/></td> <td><input type="text"/></td> </tr> <tr> <td>1566</td> <td colspan="2">3 <input type="checkbox"/> None</td> </tr> </tbody> </table>		Person No.	Name	1558	<input type="text"/>	<input type="text"/>	1560	<input type="text"/>	<input type="text"/>	1560	<input type="text"/>	<input type="text"/>	1562	<input type="text"/>	<input type="text"/>	1564	<input type="text"/>	<input type="text"/>	1566	3 <input type="checkbox"/> None	
	Person No.	Name																				
1558	<input type="text"/>	<input type="text"/>																				
1560	<input type="text"/>	<input type="text"/>																				
1560	<input type="text"/>	<input type="text"/>																				
1562	<input type="text"/>	<input type="text"/>																				
1564	<input type="text"/>	<input type="text"/>																				
1566	3 <input type="checkbox"/> None																					
<p>CHECK ITEM R30 Refer to Control Card item 27. Is ... the designated parent or guardian of children under 18 who live in this household?</p>	<p>1568 1 <input type="checkbox"/> Yes 2 <input type="checkbox"/> No – SKIP to Check Item R32</p>																					
<p>CHECK ITEM R31 Have each of these children already been identified as members of a family health insurance plan?</p>	<p>1570 1 <input type="checkbox"/> Yes 2 <input type="checkbox"/> No 3 <input type="checkbox"/> DK } SKIP to 27k</p>																					
<p>27j. I have recorded that all of ...'s children were covered by a health insurance plan – is that correct?</p>	<p>1672 1 <input type="checkbox"/> Yes – SKIP to Check Item R32 2 <input type="checkbox"/> No</p>																					
<p>k. Were any of (which of) ...'s children (were) covered by a health insurance plan? (Exclude Medicaid, Medicare, CHAMPUS, CHAMPVA and plans paying benefits only for accidents or specific diseases.)</p>	<p>1574 1 <input type="checkbox"/> All children OR Person No. Name</p> <table style="width:100%; border-collapse: collapse;"> <tbody> <tr> <td>1576</td> <td><input type="text"/></td> <td><input type="text"/></td> </tr> <tr> <td>1578</td> <td><input type="text"/></td> <td><input type="text"/></td> </tr> <tr> <td>1580</td> <td><input type="text"/></td> <td><input type="text"/></td> </tr> <tr> <td>1582</td> <td><input type="text"/></td> <td><input type="text"/></td> </tr> <tr> <td>1584</td> <td><input type="text"/></td> <td><input type="text"/></td> </tr> <tr> <td>1588</td> <td colspan="2">3 <input type="checkbox"/> None</td> </tr> </tbody> </table>	1576	<input type="text"/>	<input type="text"/>	1578	<input type="text"/>	<input type="text"/>	1580	<input type="text"/>	<input type="text"/>	1582	<input type="text"/>	<input type="text"/>	1584	<input type="text"/>	<input type="text"/>	1588	3 <input type="checkbox"/> None				
1576	<input type="text"/>	<input type="text"/>																				
1578	<input type="text"/>	<input type="text"/>																				
1580	<input type="text"/>	<input type="text"/>																				
1582	<input type="text"/>	<input type="text"/>																				
1584	<input type="text"/>	<input type="text"/>																				
1588	3 <input type="checkbox"/> None																					
<p>CHECK ITEM R32 Are any assets listed in the Asset Register?</p>	<p>1588 1 <input type="checkbox"/> Yes</p>																					



Section 1 - LABOR FORCE AND RECEIPIENCY (Continued)

28a. According to the information we obtained last time, ... had (Read asset types in 28b, column (2)) during 18 months ago, through (5 months ago). Was this information recorded correctly? ASK 28c

1 Yes
 2 No - Resolve problems and make appropriate entries in 28b, column (5)

b. ASSET ROSTER

Line No.	Asset type (2)	Asset code (3)	This reference period (4)	Previous reference period (5)	
				Should not have been listed	Was not listed; should have been
1		1592	1592 1 <input type="checkbox"/> Yes - Mark ISS 2 <input type="checkbox"/> No	1593	1 <input type="checkbox"/> 2 <input type="checkbox"/>
2		1594	1594 1 <input type="checkbox"/> Yes - Mark ISS 2 <input type="checkbox"/> No	1597	1 <input type="checkbox"/> 2 <input type="checkbox"/>
3		1598	1598 1 <input type="checkbox"/> Yes - Mark ISS 2 <input type="checkbox"/> No	1601	1 <input type="checkbox"/> 2 <input type="checkbox"/>
4		1602	1602 1 <input type="checkbox"/> Yes - Mark ISS 2 <input type="checkbox"/> No	1605	1 <input type="checkbox"/> 2 <input type="checkbox"/>
5		1606	1606 1 <input type="checkbox"/> Yes - Mark ISS 2 <input type="checkbox"/> No	1609	1 <input type="checkbox"/> 2 <input type="checkbox"/>
6		1610	1610 1 <input type="checkbox"/> Yes - Mark ISS 2 <input type="checkbox"/> No	1613	1 <input type="checkbox"/> 2 <input type="checkbox"/>
7		1614	1614 1 <input type="checkbox"/> Yes - Mark ISS 2 <input type="checkbox"/> No	1617	1 <input type="checkbox"/> 2 <input type="checkbox"/>
8		1618	1618 1 <input type="checkbox"/> Yes - Mark ISS 2 <input type="checkbox"/> No	1621	1 <input type="checkbox"/> 2 <input type="checkbox"/>

c. During the past 4 months, that is _____, and _____, did ... still own (have) (Read assets in 28b, column (2))?

MARK (X) APPROPRIATE BOX IN ITEM 28b, COLUMN (4) FOR EACH ASSET TYPE LISTED.

28a. (In addition to the assets we have already mentioned) During the 4-month period did ... have any (other) kinds of assets which earn interest or bring in money, such as the ones shown on this card? (SHOW FLASHCARD N.)

1622 1 Yes
 2 No
 x1 DK
 x2 Ref. } SKIP to Check Item R33

b. Which kinds of these assets did ... own? Any others? (Exclude IRA and Keogh accounts)

- 1628 1 Regular or passbook savings accounts - Mark "100" on ISS
- 1629 2 Money market deposit accounts - Mark "101" on ISS
- 1630 3 Certificates of deposit or other savings certificates - Mark "102" on ISS
- 1632 4 NOW, Super NOW, or other interest-earning checking accounts - Mark "103" on ISS
- 1635 5 Money market funds - Mark "104" on ISS
- 1638 6 U. S. Government securities - Mark "105" on ISS
- 1640 7 Municipal or corporate bonds - Mark "106" on ISS
- 1642 8 Mortgages - Mark "130" on ISS
- 1644 9 U. S. Savings Bonds (E, EE) - Mark "174" on ISS
- 1645 10 Other interest-earning assets - Mark "107" on ISS and specify
- 1648 11 Stocks or mutual fund shares - Mark "110" on ISS
- 1650 12 Rental property - Mark "120" on ISS
- 1652 13 Royalties - Mark "140" on ISS
- 1654 14 Other financial investments - Mark "150" on ISS and specify

CHECK ITEM R33 Is ... 17 to 49 years of age?

1656 1 Yes
 2 No - SKIP to Check Item R36

NOTES



FARM AND EMPLOYMENT

Section 1 — LABOR FORCE AND RECIPIENCY (Continued)	
<p>30a. During the past 4 months did ... attend school beyond the high school level including a college, university, or other school?</p>	<p>1858 <input type="checkbox"/> Yes <input type="checkbox"/> No — SKIP to Check Item R36</p>
<p>b. Were any of ...'s educational expenses during the past 4 months paid for by the GI Bill, a Pell (BEOG) Grant, a Guaranteed or National Direct Student Loan, or any other type of scholarship or grant?</p>	<p>1860 <input type="checkbox"/> Yes <input type="checkbox"/> No — SKIP to 33</p>
<p>c. What kind of educational assistance did ... receive? Anything else? Mark (X) all that apply.</p>	<p>1862 <input type="checkbox"/> GI/VEAP Benefits — Mark "40" on the ISS 1864 <input type="checkbox"/> Pell Grant (BEOG) 1868 <input type="checkbox"/> Supplemental Educational Opportunity Grant (SEOG) 1868 <input type="checkbox"/> Other VA Educational Assistance Programs 1870 <input type="checkbox"/> Other scholarship, fellowship, or grant 1872 <input type="checkbox"/> Employer assistance 1874 <input type="checkbox"/> JTPA/GETA training allowance 1876 <input type="checkbox"/> Guaranteed Student Loan (GSL) 1878 <input type="checkbox"/> National Direct Student Loan (NSL)</p> <p style="text-align: right;">} Mark "175" on ISS</p>
<p>31a. What kind of term system does ...'s school use — semester, trimester, quarter, or something else?</p>	<p>1880 <input type="checkbox"/> Semester <input type="checkbox"/> Trimester <input type="checkbox"/> Quarter <input type="checkbox"/> Other <input type="checkbox"/> DK</p>
<p>b. How much was ...'s total tuition and fees for the (semester/trimester/quarter/school term)? (Include all tuition and fees, even if paid completely or in part by the family, a scholarship or a loan.)</p>	<p>1882 \$ <input style="width: 50px;" type="text"/> . <input style="width: 20px;" type="text"/> 00 <input type="checkbox"/> DK</p>
<p>CHECK ITEM R34 Is "Pell Grant (BEOG)" marked in item 30c?</p>	<p>1884 <input type="checkbox"/> Yes <input type="checkbox"/> No — SKIP to Check Item R35</p>
<p>31c. What was the total amount of ...'s Pell Grant (BEOG) for the (semester/trimester/quarter/school term)?</p>	<p>1888 \$ <input style="width: 50px;" type="text"/> . <input style="width: 20px;" type="text"/> 00 <input type="checkbox"/> DK</p>
<p>CHECK ITEM R35 Is box 3, 4, 5 or 6 marked in 30c?</p>	<p>1888 <input type="checkbox"/> Yes <input type="checkbox"/> No — SKIP to 33</p>
<p>32. What was the total amount of ...'s (Read appropriate types of educational assistance) for the (semester/trimester/quarter/school term)?</p>	<p>1890 \$ <input style="width: 50px;" type="text"/> . <input style="width: 20px;" type="text"/> 00 <input type="checkbox"/> DK</p>
<p>33. Did ... participate in the Federally funded work-study program at school at any time during the past 4 months?</p>	<p>1892 <input type="checkbox"/> Yes <input type="checkbox"/> No</p>
<p>CHECK ITEM R36 Refer to Control Card, item 26a. What is ...'s marital status?</p>	<p>1894 <input type="checkbox"/> Married, spouse absent <input type="checkbox"/> Other — SKIP to Check Item R37</p>
<p>ASK OR VERIFY —</p> <p>34. Is ...'s spouse in the Armed Forces?</p>	<p>1898 <input type="checkbox"/> Yes <input type="checkbox"/> No</p>
<p>CHECK ITEM R37 Are any income types, assets, "worked" or "other educational assistance" marked on the ISS?</p>	<p>1898 <input type="checkbox"/> Yes <input type="checkbox"/> No — SKIP to 36e</p>
<p>35a. You said that during the 4-month period ... received income from — (Mention working or other educational assistance if appropriate and read income sources and assets from the ISS.) Is that correct?</p>	<p>1700 <input type="checkbox"/> Yes <input type="checkbox"/> No — Probe and resolve (Make corrections to ISS if necessary)</p>
<p>b. Did ... receive income from any other source such as financial help from someone outside the household, support payments, payments from the government or anything else?</p>	<p>1702 <input type="checkbox"/> Yes — SKIP to 36b <input type="checkbox"/> No — SKIP to Check Item E1</p>
<p>36a. I have not recorded any sources of income for ... during the 4-month period. Did ... receive income from some source we have not covered, such as financial help from someone outside the household, support payments, payments from the government or anything else?</p>	<p>1704 <input type="checkbox"/> Yes <input type="checkbox"/> No — SKIP to Check Item P1, page 45</p>
<p>b. What kind of income did ... receive? Anything else?</p>	<p>Enter codes from income source list and mark ISS. 1706 <input style="width: 50px;" type="text"/> 1708 <input style="width: 50px;" type="text"/></p>



Section 2 – EARNINGS AND EMPLOYMENT

CHECK ITEM E1	Is "Worked" marked on the ISS?	1712	1 <input type="checkbox"/> Yes 2 <input type="checkbox"/> No – SKIP to First ISS Code marked or Check Item P1, page 45
----------------------	--------------------------------	-------------	---

1a.	You said ... worked during the 4-month period. Was ... working for an employer or was ... self-employed? (Include unpaid worker in family business or farm as working for an employer.)	1714	1 <input type="checkbox"/> Worked for employer only 2 <input type="checkbox"/> Self-employed only – SKIP to Statement B, page 16 3 <input type="checkbox"/> Both worked for employer and self-employed
------------	--	-------------	--

b.	How many different employers did ... work for during this 4-month period?	1718	1 <input type="checkbox"/> 1 employer 2 <input type="checkbox"/> 2 employers 3 <input type="checkbox"/> 3 or more employers
-----------	---	-------------	---

CHECK ITEM E2	Is "Both worked for employer and self-employed" marked in 1a?	1218	1 <input type="checkbox"/> Yes 2 <input type="checkbox"/> No – SKIP to 2a
----------------------	---	-------------	--

STATEMENT A ... worked for an employer and was also self-employed. The first questions will be about ...'s work for an employer.

NOTES

LABORERS' EMPLOYMENT



Section 2 – EARNINGS AND EMPLOYMENT (Continued)	
Part A1 – EMPLOYER IDENTIFICATION NUMBER 1	
<p>2a. What is the name of the employer for whom . . . worked during this 4-month period? <i>(If . . . worked for more than one employer, enter the employer for whom . . . worked the most hours during the 4-month period or the most recent employer.)</i></p>	<p>PEN 1 Employer Name <input type="text" value="2001"/></p>
<p>CHECK ITEM E5 Enter employer ID number from cc item 42, or if a new employer, enter next available number →</p>	<p>PEN 2 Employer ID No. <input type="text" value="2002"/></p>
<p>2b. What kind of business or industry was (Name of company or business)? <i>For example: TV and radio manufacturing, retail shoe store, State Labor Department, farm.</i></p>	<p>PEN 3 <input type="text" value="2003"/></p>
<p>c. ASK OR VERIFY – Is it mainly –</p>	<p>PEN 4 <input type="text" value="2004"/> <input type="checkbox"/> Manufacturing? <input type="checkbox"/> Wholesale Trade? <input type="checkbox"/> Retail Trade? <input type="checkbox"/> Some other kind of business?</p>
<p>d. What kind of work was . . . doing on this job? <i>For example: Electrical engineer, stock clerk, typist, farmer</i></p>	<p>PEN 5 <input type="text" value="2005"/></p>
<p>e. What were . . . 's main activities or duties? <i>For example: Types, keeps account books, files, calls cars, operates printing press, finishes concrete.</i></p>	<p>PEN 6 <input type="text" value="2010"/></p>
<p>f. ASK OR VERIFY – Was . . . an employee of –</p>	<p>PEN 8 <input type="text" value="2012"/> <input type="checkbox"/> A private company or individual? <input type="checkbox"/> Federal government (exclude Armed Forces)? <input type="checkbox"/> State government? <input type="checkbox"/> Local government? <input type="checkbox"/> Armed Forces? <input type="checkbox"/> Unpaid in family business or farm? - <i>SKIP to Check Item E5</i></p>
<p>3a. ASK OR VERIFY – Was . . . employed by (Name of employer) during the entire 4-month period?</p>	<p>PEN 7 <input type="text" value="2014"/> <input type="checkbox"/> Yes – SKIP to 4 <input type="checkbox"/> No</p>
<p>b. When was . . . employed by (Name of employer) during this 4-month period?</p>	<p>FROM <input type="text" value="2016"/> Month <input type="text" value="2018"/> Day TO <input type="text" value="2020"/> Month <input type="text" value="2022"/> Day</p>
<p>4. ASK OR VERIFY – How many hours per week did . . . usually work at this job?</p>	<p>2021 <input type="text" value="2021"/> Hours <input type="checkbox"/> None <input type="checkbox"/> DK</p>
<p>5. Was . . . paid by the hour on this job?</p>	<p>2026 <input type="checkbox"/> Yes <input type="checkbox"/> No – SKIP to 7</p>
<p>6. What was . . . 's regular hourly pay rate at the end of (Read last month or "to" date in item 3b)?</p>	<p>2028 \$ <input type="text" value="2028"/> <input type="text" value="2028"/> <input type="checkbox"/> DK <input type="checkbox"/> Ref. – SKIP to Check Item E5</p>
<p>7. During the 4-month period how often was . . . paid on this job?</p>	<p>2030 <input type="checkbox"/> Once a week <input type="checkbox"/> Once each 2 weeks <input type="checkbox"/> Once a month <input type="checkbox"/> Twice a month <input type="checkbox"/> Some other way – Specify <input type="text" value="2030"/></p>



Section 2 - EARNINGS AND EMPLOYMENT (Continued)

Part A1 - EMPLOYER IDENTIFICATION NUMBER 1 (Continued)

8. READ STATEMENT ONLY ONCE PER RESPONDENT

The next question is about the pay ... received from this job during the 4-month period. We need the most accurate figures you can provide. Be sure to include any tips, bonuses, overtime pay, or commissions.

What was the total amount of pay that ... received BEFORE deductions on this job in (Read each month)?

FOR MEMBERS OF THE ARMED FORCES - (Be sure to include housing allowances and any other special types of pay.)

NOTE: Certain months contain 5 paydays for workers paid weekly and 3 paydays for workers paid every 2 weeks.



LAST MONTH

28337 \$ [] .00

- x3 None
x1 DK
x2 Ref.

INTERVIEWER USE ONLY

\$.00
\$.00
\$.00
\$.00
\$.00
Total \$.00

2 MONTHS AGO

2834 \$ [] .00

- x3 None
x1 DK
x2 Ref.

\$.00
\$.00
\$.00
\$.00
\$.00
Total \$.00

3 MONTHS AGO

2838 \$ [] .00

- x3 None
x1 DK
x2 Ref.

\$.00
\$.00
\$.00
\$.00
\$.00
Total \$.00

4 MONTHS AGO

2839 \$ [] .00

- x3 None
x1 DK
x2 Ref.

\$.00
\$.00
\$.00
\$.00
\$.00
Total \$.00

CHECK ITEM E4

Is "DK" marked in all parts of 8?

2840 1 Yes
2 No - SKIP to Check item E5

9. (Information about how much ... received each month is very important to the results of our survey.) If we were to call back later would you (or ...) be able to provide us with the amounts of pay ... received in each of these months?

2842 1 Yes - Mark Reminder Card, item 3a
2 No

CHECK ITEM E5

Number of employers in item 1b?

2844 1 1 employer - SKIP to Check item E8, page 17
2 2 or more employers

Section 2 – EARNINGS AND EMPLOYMENT (Continued)	
Part A2 – EMPLOYER IDENTIFICATION NUMBER 2	
10a. What is the name of the other employer for whom . . . worked during this 4-month period? <i>(If . . . worked for more than one employer, enter the employer for whom . . . worked the second most hours during the 4-month period.)</i>	PGM 1 Employer Name 2100 _____ _____ _____
CHECK ITEMS Enter employer ID number from item 42, or if a new employer, enter next available ID number →	PGM 1 Employer ID No. 2102 <input type="checkbox"/>
10b. What kind of business or industry was (Name of company or business)? For example: TV and radio manufacturing, retail shoe store, State Labor Department, farm.	PGM 1 2104 _____ _____
c. ASK OR VERIFY – Is it mainly –	PGM 3 2108 <ul style="list-style-type: none"> 1 <input type="checkbox"/> Manufacturing? 2 <input type="checkbox"/> Wholesale Trade? 3 <input type="checkbox"/> Retail Trade? 4 <input type="checkbox"/> Some other kind of business?
d. What kind of work was . . . doing on this job? For example: Electrical engineer, stock clerk, typist, farmer	PGM 1 2108 _____
e. What were . . . 's main activities or duties? For example: Types, keeps account books, files, sells cars, operates printing press, finishes concrete.	PGM 1 2110 _____ _____
f. ASK OR VERIFY – Was . . . an employee of –	PGM 1 2112 <ul style="list-style-type: none"> 1 <input type="checkbox"/> A private company or individual? 2 <input type="checkbox"/> Federal government (exclude Armed Forces)? 3 <input type="checkbox"/> State government? 4 <input type="checkbox"/> Local government? 5 <input type="checkbox"/> Armed Forces? 6 <input type="checkbox"/> Unpaid in family business or farm? – SKIP to Check Item E8
11a. ASK OR VERIFY – Was . . . employed by (Name of employer) during the entire 4-month period?	PGM 7 2114 <ul style="list-style-type: none"> 1 <input type="checkbox"/> Yes – SKIP to 12 2 <input type="checkbox"/> No
b. When was . . . employed by (Name of employer) during this 4-month period?	FROM <input type="checkbox"/> <input type="checkbox"/> Month <input type="checkbox"/> <input type="checkbox"/> Day 2116 TO <input type="checkbox"/> <input type="checkbox"/> Month <input type="checkbox"/> <input type="checkbox"/> Day 2120
12. ASK OR VERIFY – How many hours per week did . . . usually work at this job?	2124 <input type="checkbox"/> <input type="checkbox"/> Hours x3 <input type="checkbox"/> None x1 <input type="checkbox"/> DK
13. Was . . . paid by the hour on this job?	2126 <ul style="list-style-type: none"> 1 <input type="checkbox"/> Yes 2 <input type="checkbox"/> No – SKIP to 15
14. What was . . . 's regular hourly pay rate at the end of (Read last month or "to" date in Item 11b)?	2128 \$ <input type="text"/> <input type="text"/> x1 <input type="checkbox"/> DK x2 <input type="checkbox"/> Ref. – SKIP to Check Item E8
15. During the 4-month period how often was . . . paid on this job?	2130 <ul style="list-style-type: none"> 1 <input type="checkbox"/> Once a week 2 <input type="checkbox"/> Once each 2 weeks 3 <input type="checkbox"/> Once a month 4 <input type="checkbox"/> Twice a month 5 <input type="checkbox"/> Some other way – Specify _____

Section 2 - EARNINGS AND EMPLOYMENT (Continued)

Part A2 - EMPLOYER IDENTIFICATION NUMBER 2 (Continued)

16. READ STATEMENT ONLY ONCE PER RESPONDENT		INTERVIEWER USE ONLY
<p>The next question is about the pay . . . received from this job during the 4-month period. We need the most accurate figures you can provide. Be sure to include any tips, bonuses, overtime pay, or commissions.</p> <p>What was the total amount of pay that . . . received BEFORE deductions on this job in (Read each month)?</p> <p>FOR MEMBERS OF THE ARMED FORCES - (Be sure to include housing allowances and any other special types of pay.)</p> <p>NOTE: Certain months contain 5 paydays for workers paid weekly and 3 paydays for workers paid every 2 weeks.</p>		<p>LAST MONTH</p> <p>\$ _____ .00</p> <p>\$ _____ .00</p> <p>\$ _____ .00</p> <p>\$ _____ .00</p> <p>\$ _____ .00</p> <p>Total \$ _____ .00</p>
<p>★</p> <p>2 MONTHS AGO</p> <p>\$ _____ .00</p> <p>\$ _____ .00</p> <p>\$ _____ .00</p> <p>\$ _____ .00</p> <p>\$ _____ .00</p> <p>Total \$ _____ .00</p>		<p>\$ _____ .00</p> <p>\$ _____ .00</p> <p>\$ _____ .00</p> <p>\$ _____ .00</p> <p>\$ _____ .00</p> <p>Total \$ _____ .00</p>
<p>3 MONTHS AGO</p> <p>\$ _____ .00</p> <p>\$ _____ .00</p> <p>\$ _____ .00</p> <p>\$ _____ .00</p> <p>\$ _____ .00</p> <p>Total \$ _____ .00</p>		<p>\$ _____ .00</p> <p>\$ _____ .00</p> <p>\$ _____ .00</p> <p>\$ _____ .00</p> <p>\$ _____ .00</p> <p>Total \$ _____ .00</p>
<p>4 MONTHS AGO</p> <p>\$ _____ .00</p> <p>\$ _____ .00</p> <p>\$ _____ .00</p> <p>\$ _____ .00</p> <p>\$ _____ .00</p> <p>Total \$ _____ .00</p>		<p>\$ _____ .00</p> <p>\$ _____ .00</p> <p>\$ _____ .00</p> <p>\$ _____ .00</p> <p>\$ _____ .00</p> <p>Total \$ _____ .00</p>
CHECK ITEM F7	Is "DK" marked in all parts of 16?	<p>2132 <input type="checkbox"/> Yes</p> <p>2 <input type="checkbox"/> No - SKIP to Check Item EB</p>
<p>17. (Information about how much . . . received each month is very important to the results of our survey.) If we were to call back later would you (or . . .) be able to provide us with the amounts of pay . . . received in each of these months?</p>		<p>2142 <input type="checkbox"/> Yes - Mark Reminder Card, item 3b</p> <p>2 <input type="checkbox"/> No</p>
CHECK ITEM F8	Is "Both worked for employer and self-employed" marked in 1a, page 13.	<p>2144 <input type="checkbox"/> Yes - Read Statement B</p> <p>2 <input type="checkbox"/> No - SKIP to first ISS Code or Check Item F1, page 46</p>

Section 2 – EARNINGS AND EMPLOYMENT (Continued)	
Part B1 – SELF-EMPLOYMENT IDENTIFICATION NUMBER 1	
STATEMENT B You said . . . was (also) self-employed during this 4-month period.	
1 a. What was the name of . . . 's business/professional practice/firm?	PGM 8 Business name 2200 _____ _____
CHECK ITEM 51 Enter business ID number from cc item 43, or if a new business enter the next available ID number →	PGM 9 Business ID No. 2202 <input type="checkbox"/>
1 b. What kind of business was this?	PGM 3 _____ 2204 _____
ASK OR VERIFY – c. Is it mainly –	PGM 3 1 <input type="checkbox"/> Manufacturing? 2206 2 <input type="checkbox"/> Wholesale Trade? 3 <input type="checkbox"/> Retail Trade? 4 <input type="checkbox"/> Some other kind of business?
d. What kind of work was . . . doing?	PGM 9 _____ 2208 _____
e. What were . . . 's most important activities or duties?	PGM 1 _____ 2210 _____
ASK OR VERIFY – f. How many hours per week did . . . usually work at this business?	PGM 7 _____ 2212 <input type="checkbox"/> <input type="checkbox"/> Hours x3 <input type="checkbox"/> None x1 <input type="checkbox"/> DK
2. Do you think that the gross earnings of this business will be \$1,000 or more during the next 12 months? <i>Gross earnings include sales and receipts before expenses.</i>	2214 1 <input type="checkbox"/> Yes 2 <input type="checkbox"/> No – SKIP to 10 x1 <input type="checkbox"/> DK
CHECK ITEM 52 Have questions 3–5b already been answered for this business by another household member?	2218 1 <input type="checkbox"/> Yes – SKIP to 5a 2 <input type="checkbox"/> No
3. What was the total number of employees working for this business? Be sure to include . . . <i>Enter 999 if 1,000 or more employees.</i>	2218 <input type="checkbox"/> <input type="checkbox"/> <input type="checkbox"/> Employees x1 <input type="checkbox"/> DK
4 a. Was . . . 's business incorporated?	2220 1 <input type="checkbox"/> Yes – SKIP to 5a 2 <input type="checkbox"/> No
b. Was . . . 's business a sole proprietorship or a partnership?	2222 1 <input type="checkbox"/> Sole proprietorship – SKIP to 5a 2 <input type="checkbox"/> Partnership
5 a. Aside from . . . were any other members of this household owners or partners in this business?	2224 1 <input type="checkbox"/> Yes 2 <input type="checkbox"/> No – SKIP to 5a
b. Which members?	Person No. Name 2226 <input type="checkbox"/> <input type="checkbox"/> _____ 2228 <input type="checkbox"/> <input type="checkbox"/> _____ 2230 <input type="checkbox"/> <input type="checkbox"/> _____
6 a. Was . . . paid a regular salary from this business during the 4-month period?	2232 1 <input type="checkbox"/> Yes 2 <input type="checkbox"/> No
b. Did . . . receive any (other) income from the business during this 4-month period?	2234 1 <input type="checkbox"/> Yes 2 <input type="checkbox"/> No
CHECK ITEM 53 Is "Yes" marked in either item 6a or 6b?	2238 1 <input type="checkbox"/> Yes 2 <input type="checkbox"/> No – SKIP to Check item 55

APPENDIX C

COMPARISON OF ITEM LOCATIONS ON WAVE 1 AND LATER WAVES

A number of changes were made to the record layout between Waves 1 and 2 for the 1984 panel, while the layout has remained constant for all subsequent waves. The following table should help you find corresponding locations in the two formats.

<u>Starting Location</u>		<u>Difference</u>	<u>Starting Location</u>		<u>Difference</u>
Wave 1	Waves 2-4		Wave 1	Waves 2-4	
1	1	0	n/a	1074	
18	15	-3	1205	1077	-128
n/a	62		n/a	2007	
65	65	0	2135	2012	-123
257	n/a		n/a	2078	
265	257	-8	2201	1808	-121
268	n/a		2221	2095	-126
290	260	-30	n/a	2178	
314	n/a		2304	2180	-124
319	284	-35	n/a	2683	
n/a	318		2807	2695	-112
353	321	-32	n/a	2819	
546	n/a		2931	2820	-111
553	513	-40	n/a	2824	
556	n/a		2935	2882	-53
578	516	-62	n/a	2957	
602	n/a		3010	2958	-52
607	540	-67	n/a	2968	
n/a	574		3020	2969	-51
653	589	-64	n/a	2970	
833	n/a		3021	2971	-50
841	769	-72	n/a	3045	
844	n/a		3095	n/a	
866	772	-94	3096	3089	-7
890	n/a		3100	n/a	
895	796	-99	3101	3093	-8
n/a	830		3220	n/a	
929	833	-96	3231	3212	-19
1132	n/a		n/a	3220	
1154	1028	-126	3240	3245	-5
1178	n/a		n/a	5348	
1183	1052	-131	5343	5349	-6



Section 2 - EARNINGS AND EMPLOYMENT (Continued)

Part B1 - SELF-EMPLOYMENT IDENTIFICATION NUMBER 1 (Continued)

7. READ STATEMENT ONLY ONCE PER RESPONDENT.		INTERVIEWER USE ONLY	
<p>The next question is about the income . . . received from this business during the 4-month period. We need the most accurate figures you can provide.</p> <p>What was the total amount of income that . . . received from this business in (Read each month)?</p> <p style="text-align: right;">★</p>		<p>LAST MONTH</p> <p>2238 \$ <input type="text"/> . <input type="text"/> 00</p> <p>X3 <input type="checkbox"/> None X1 <input type="checkbox"/> DK X2 <input type="checkbox"/> Ref.</p>	<p>\$ _____ .00</p> <p>\$ _____ .00</p> <p>\$ _____ .00</p> <p>\$ _____ .00</p> <p>TOTAL \$ _____ .00</p>
		<p>2 MONTHS AGO</p> <p>2240 \$ <input type="text"/> . <input type="text"/> 00</p> <p>X3 <input type="checkbox"/> None X1 <input type="checkbox"/> DK X2 <input type="checkbox"/> Ref.</p>	<p>\$ _____ .00</p> <p>\$ _____ .00</p> <p>\$ _____ .00</p> <p>\$ _____ .00</p> <p>TOTAL \$ _____ .00</p>
		<p>3 MONTHS AGO</p> <p>2242 \$ <input type="text"/> . <input type="text"/> 00</p> <p>X3 <input type="checkbox"/> None X1 <input type="checkbox"/> DK X2 <input type="checkbox"/> Ref.</p>	<p>\$ _____ .00</p> <p>\$ _____ .00</p> <p>\$ _____ .00</p> <p>\$ _____ .00</p> <p>TOTAL \$ _____ .00</p>
		<p>4 MONTHS AGO</p> <p>2244 \$ <input type="text"/> . <input type="text"/> 00</p> <p>X3 <input type="checkbox"/> None X1 <input type="checkbox"/> DK X2 <input type="checkbox"/> Ref.</p>	<p>\$ _____ .00</p> <p>\$ _____ .00</p> <p>\$ _____ .00</p> <p>\$ _____ .00</p> <p>TOTAL \$ _____ .00</p>
CHECK ITEM S4	Is "DK" marked in all parts of 7?	2246	1 <input type="checkbox"/> Yes 2 <input type="checkbox"/> No - SKIP to Check Item S5
8.	(Information about how much . . . received each month is very important to the results of our survey.) If we were to call back later would you (or . . .) be able to provide us with the amounts of income . . . received in each of these months?	2248	1 <input type="checkbox"/> Yes - Mark Reminder Card, Item 4a 2 <input type="checkbox"/> No
CHECK ITEM S5	Refer to item 4a, page 19. Is this business incorporated?	2250	1 <input type="checkbox"/> Yes - SKIP to 11 2 <input type="checkbox"/> No
CHECK ITEM S6	Has information about the net profit (or loss) for this business already been obtained by another household member?	2252	1 <input type="checkbox"/> Yes - SKIP to 11 2 <input type="checkbox"/> No
9a.	We would also appreciate an estimate of the net profit (or loss), that is, the difference between gross receipts and expenses for this 4-month period. Can you give me an estimate of the net profit (or loss) during the 4-month period?	2254	1 <input type="checkbox"/> Yes 2 <input type="checkbox"/> No - SKIP to 11
b.	What was the net profit (or loss) from this business during the 4-month period?	2266 \$ <input type="text"/> . <input type="text"/> 00 2268 X4 <input type="checkbox"/> Loss in amount box - if "Breaks even," mark #1 in box	} SKIP to 11
10.	About how much did . . . earn from this business after expenses during the 4-month period?	2260 \$ <input type="text"/> . <input type="text"/> 00 X3 <input type="checkbox"/> None X1 <input type="checkbox"/> DK X2 <input type="checkbox"/> Ref.	
11.	Was . . . self-employed in any other business (professional practice/farm) during the 4-month period?	2262	1 <input type="checkbox"/> Yes 2 <input type="checkbox"/> No - SKIP to first ISS Code or Check Item B1, page 45

Section 2 – EARNINGS AND EMPLOYMENT (Continued)	
Part B2 – SELF-EMPLOYMENT IDENTIFICATION NUMBER 2	
12a. What was the name of ...'s other business/professional practice/farm?	PGM 5 Business name 2300 _____ _____ _____
CHECK ITEM S7 Enter business ID number from cc item 43, or if a new business, enter the next available ID number →	PGM 6 Business ID No. 2302 <input type="checkbox"/> _____ PGM 1 2303 _____
12b. What kind of business was this?	PGM 1 2304 _____
ASK OR VERIFY – c. Is it mainly –	PGM 1 1 <input type="checkbox"/> Manufacturing? 2305 2 <input type="checkbox"/> Wholesale Trade? 3 <input type="checkbox"/> Retail Trade? 4 <input type="checkbox"/> Some other kind of business?
d. What kind of work was ... doing?	PGM 5 2306 _____
e. What were ...'s most important activities or duties?	PGM 6 2310 _____ _____ _____
f. How many hours per week did ... usually work at this business?	PGM 7 2312 <input type="checkbox"/> _____ Hours x3 <input type="checkbox"/> None x7 <input type="checkbox"/> DK
13. Do you think that the gross earnings of this business will be \$1,000 or more during the next 12 months? <i>Gross earnings include sales and receipts before expenses.</i>	2314 1 <input type="checkbox"/> Yes 2 <input type="checkbox"/> No – SKIP to 21 x1 <input type="checkbox"/> DK
CHECK ITEM S8 Have questions 14–18b already been answered for this business by another household member?	2319 1 <input type="checkbox"/> Yes – SKIP to 17a 2 <input type="checkbox"/> No
14. What was the total number of employees working for this business? Be sure to include ... <i>Enter 999 if 1,000 or more employees.</i>	2318 <input type="checkbox"/> _____ Employees x1 <input type="checkbox"/> DK
15a. Was ...'s business incorporated?	2320 1 <input type="checkbox"/> Yes – SKIP to 16a 2 <input type="checkbox"/> No
b. Was ...'s business a sole proprietorship or a partnership?	2322 1 <input type="checkbox"/> Sole proprietorship – SKIP to 17a 2 <input type="checkbox"/> Partnership
16a. Aside from ... were any other members of this household owners or partners in this business?	2324 1 <input type="checkbox"/> Yes 2 <input type="checkbox"/> No – SKIP to 17a
b. Which members?	Person No. Name 2326 <input type="checkbox"/> _____ 2328 <input type="checkbox"/> _____ 2330 <input type="checkbox"/> _____
17a. Was ... paid a regular salary from this business during the 4-month period?	2332 1 <input type="checkbox"/> Yes 2 <input type="checkbox"/> No
b. Did ... receive any (other) income from the business during this 4-month period?	2334 1 <input type="checkbox"/> Yes 2 <input type="checkbox"/> No
CHECK ITEM S9 Is "Yes" marked in either item 17a or 17b?	2336 1 <input type="checkbox"/> Yes 2 <input type="checkbox"/> No – SKIP to Check Item S11

Section 2 – EARNINGS AND EMPLOYMENT (Continued)

Part B2 – SELF-EMPLOYMENT IDENTIFICATION NUMBER 2 (Continued)

<p>18. READ STATEMENT ONLY ONCE PER RESPONDENT.</p> <p>The next question is about the income . . . received from this business during the 4-month period. We need the most accurate figures you can provide.</p> <p>What was the total amount of income that . . . received from this business in (Read each month)?</p> <p style="text-align: right;">★</p>	<p>LAST MONTH</p> <p>2338 \$ <input type="text"/> . <input type="text"/> 00</p> <p>x3 <input type="checkbox"/> None x1 <input type="checkbox"/> DK x2 <input type="checkbox"/> Ref.</p> <hr/> <p>2 MONTHS AGO</p> <p>2339 \$ <input type="text"/> . <input type="text"/> 00</p> <p>x3 <input type="checkbox"/> None x1 <input type="checkbox"/> DK x2 <input type="checkbox"/> Ref.</p> <hr/> <p>3 MONTHS AGO</p> <p>2342 \$ <input type="text"/> . <input type="text"/> 00</p> <p>x3 <input type="checkbox"/> None x1 <input type="checkbox"/> DK x2 <input type="checkbox"/> Ref.</p> <hr/> <p>4 MONTHS AGO</p> <p>2344 \$ <input type="text"/> . <input type="text"/> 00</p> <p>x3 <input type="checkbox"/> None x1 <input type="checkbox"/> DK x2 <input type="checkbox"/> Ref.</p>	<p>INTERVIEWER USE ONLY</p> <p>\$ _____ .00</p> <p>\$ _____ .00</p> <p>\$ _____ .00</p> <p>\$ _____ .00</p> <p>TOTAL \$ _____ .00</p> <hr/> <p>\$ _____ .00</p> <p>\$ _____ .00</p> <p>\$ _____ .00</p> <p>\$ _____ .00</p> <p>TOTAL \$ _____ .00</p> <hr/> <p>\$ _____ .00</p> <p>\$ _____ .00</p> <p>\$ _____ .00</p> <p>\$ _____ .00</p> <p>TOTAL \$ _____ .00</p> <hr/> <p>\$ _____ .00</p> <p>\$ _____ .00</p> <p>\$ _____ .00</p> <p>\$ _____ .00</p> <p>TOTAL \$ _____ .00</p>
<p>CHECK ITEM S10 Is "DK" marked in all parts of 18?</p>	<p>2348 1 <input type="checkbox"/> Yes 2 <input type="checkbox"/> No – SKIP to Check Item S11</p>	
<p>19. (Information about how much . . . received each month is very important to the results of our survey.) If we were to call back later would you (or . . .) be able to provide us with the amounts of income . . . received in each of these months?</p>	<p>2349 1 <input type="checkbox"/> Yes – Mark Reminder Card, item 4b 2 <input type="checkbox"/> No</p>	
<p>CHECK ITEM S11 Refer to item 15e, page 20. Is this business incorporated?</p>	<p>2350 1 <input type="checkbox"/> Yes – SKIP to first ISS Code or Check Item P1, page 45 2 <input type="checkbox"/> No</p>	
<p>CHECK ITEM S12 Has information about the net profit (or loss) for this business already been obtained by another household member?</p>	<p>2352 1 <input type="checkbox"/> Yes – SKIP to first ISS Code or Check Item P1, page 45 2 <input type="checkbox"/> No</p>	
<p>20a. We would also appreciate an estimate of the net profit (or loss), that is, the difference between gross receipts and expenses for this 4-month period. Can you give me an estimate of the net profit (or loss) during the 4-month period?</p>	<p>2354 1 <input type="checkbox"/> Yes 2 <input type="checkbox"/> No – SKIP to first ISS Code or Check Item P1, page 45</p>	
<p>b. What was the net profit (or loss) from this business during the 4-month period?</p>	<p>2357 \$ <input type="text"/> . <input type="text"/> 00</p> <p>2358 x4 <input type="checkbox"/> Loss in amount box – If "Broke even," mark 51 in box.</p>	<p>SKIP to first ISS Code or Check Item P1, page 45</p>
<p>21. About how much did . . . earn from this business after expenses during the 4-month period?</p>	<p>2360 \$ <input type="text"/> . <input type="text"/> 00</p> <p>x3 <input type="checkbox"/> None x1 <input type="checkbox"/> DK</p>	<p>SKIP to first ISS Code or Check Item P1, page 45</p>

Section 3 – AMOUNTS

Part A – GENERAL AMOUNTS (ISS Codes 1 – 56)

1. You said ... received (Read name of income type) during the 4-month period.		Income code <input type="checkbox"/> 3000 <input type="checkbox"/>	Name of income type
CHECK ITEM A1	Mark (X) income type code.	3002	1 <input type="checkbox"/> ISS code 1 or 2 (SS or RR) 2 <input type="checkbox"/> ISS code 25 (WIC) – SKIP to 14, page 24 3 <input type="checkbox"/> ISS code 27 (Food Stamp) – SKIP to 12a, page 24 4 <input type="checkbox"/> Other ISS codes – SKIP to Check Item A4
CHECK ITEM A2	Refer to an item 27. Is ... a designated parent, or guardian of children under age 18?	3004	1 <input type="checkbox"/> Yes 2 <input type="checkbox"/> No – SKIP to Check Item A3
2.	During this 4-month period, were any separate payments from (Social Security/Railroad Retirement) received especially for the children?	3006	1 <input type="checkbox"/> Yes 2 <input type="checkbox"/> No – SKIP to Check Item A3
3.	Did ... also receive a separate payment for (himself/herself) during any of these months?	3008	1 <input type="checkbox"/> Yes 2 <input type="checkbox"/> No – SKIP to 10a
CHECK ITEM A3	Is ... married?	3010	1 <input type="checkbox"/> Yes 2 <input type="checkbox"/> No – SKIP to 5b
4.	Did ... receive Social Security (Railroad Retirement) jointly with ...'s spouse?	3012	1 <input type="checkbox"/> Yes 2 <input type="checkbox"/> No – SKIP to 5a
CHECK ITEM A4	Has information about the amount received by ... from the income source entered in 1 already been recorded during an interview for ...'s spouse?	3014	1 <input type="checkbox"/> Yes – SKIP to next ISS Code or Check Item P1, page 46 2 <input type="checkbox"/> No
5a. Did ... receive any (Read name of income type) in (Read each month)? NOTE – Some persons receive more than one payment per month for certain income types such as Unemployment Compensation and AFDC.		5b. How much did ... receive in (Read each month marked "Yes" in 5a)? Please answer by giving the total amount each month before any deductions.	
Last month	3016	1 <input type="checkbox"/> Yes 2 <input type="checkbox"/> No x1 <input type="checkbox"/> DK x2 <input type="checkbox"/> Ref.	3018
2 months ago	3020	1 <input type="checkbox"/> Yes 2 <input type="checkbox"/> No x1 <input type="checkbox"/> DK	3022
3 months ago	3024	1 <input type="checkbox"/> Yes 2 <input type="checkbox"/> No x1 <input type="checkbox"/> DK	3026
4 months ago	3028	1 <input type="checkbox"/> Yes 2 <input type="checkbox"/> No x1 <input type="checkbox"/> DK	3030
CHECK ITEM A5	Mark (X) income type code.	3032	1 <input type="checkbox"/> ISS code 1 or 2 – SKIP to Check Item A8 2 <input type="checkbox"/> ISS code 8 or 20 through 24 3 <input type="checkbox"/> All other income codes – SKIP to next ISS Code or Check Item P1, page 45
6a.	Were all the people living here covered by ...'s payments?	3034	1 <input type="checkbox"/> Yes – SKIP to Check Item A6 2 <input type="checkbox"/> No

NOTES

Section 3 - AMOUNTS (Continued)

Part A - GENERAL AMOUNTS (ISS Codes 1-88) (Continued)

6b. Which persons were covered?	Person No.	Name
	3026	
	3027	
	3028	
	3029	
	3030	
	3031	
	3032	
	3033	
	3034	
	3035	
	3036	
	3037	
	3038	
	3039	
	3040	

CHECK ITEM A6 Is this ISS code "8"? **3086** 1 Yes
2 No - SKIP to next ISS Code or Check Item P1, page 45

CHECK ITEM A7 Was this ISS code marked for ... in cc item 45 last reference period? **3088** 1 Yes - SKIP to next ISS Code or Check Item P1, page 45
2 No

7. Is ... required to fill out an annual income questionnaire for the Veterans Administration? **3090** 1 Yes
2 No
x1 DK } SKIP to next ISS Code or Check Item P1, page 45

CHECK ITEM A8 Was this ISS code marked for ... in cc item 45 last reference period? **3082** 1 Yes - SKIP to Check item A9
2 No

(SHOW FLASHCARD D)
8. Social Security (Railroad Retirement) sends out two types of checks. Please look at this card and tell me which color check ... receives? **3084** 1 Green
2 Gold
3 Other
x1 DK

9. Do ...'s payments usually come on the first of the month or the third? **3085** 1 First
2 Third
3 Other
x1 DK

CHECK ITEM A9 Refer to Item 2, page 22. Were (Social Security/Railroad Retirement) payments received especially for the children? **3086** 1 Yes
2 No - SKIP to next ISS Code or Check Item P1, page 45

10a. Were Social Security (Railroad Retirement) payments received for the children in (read) each month?	10b. If "Yes" in 10a - How much was received?
Last month 3070 1 <input type="checkbox"/> Yes 2 <input type="checkbox"/> No x1 <input type="checkbox"/> DK	3072 \$ [] . 00 x1 <input type="checkbox"/> DK x2 <input type="checkbox"/> Ref.
2 months ago 3071 1 <input type="checkbox"/> Yes 2 <input type="checkbox"/> No x1 <input type="checkbox"/> DK	3073 \$ [] . 00 x1 <input type="checkbox"/> DK x2 <input type="checkbox"/> Ref.
3 months ago 3072 1 <input type="checkbox"/> Yes 2 <input type="checkbox"/> No x1 <input type="checkbox"/> DK	3074 \$ [] . 00 x1 <input type="checkbox"/> DK x2 <input type="checkbox"/> Ref.
4 months ago 3073 1 <input type="checkbox"/> Yes 2 <input type="checkbox"/> No x1 <input type="checkbox"/> DK	3075 \$ [] . 00 x1 <input type="checkbox"/> DK x2 <input type="checkbox"/> Ref.

11a. Were all children living here covered by **3088** 1 Yes - SKIP to next ISS Code or Check Item P1, page 45
2 No

AMOUNTS - PART A

Section 3 - AMOUNTS (Continued)

Part A - GENERAL AMOUNTS (ISS Codes 1 - 55) (Continued)

11b. Which children were covered?	Person No.	Name
	3088	
	3090	
	3092	
	3094	
	3096	
	3098	

SKIP to next ISS Code or Check Item P1, page 45

12a. Were all the people living here covered under ...'s food stamp allotment? **3100** Yes - *SKIP to 13a*
 No

b. Which persons were covered?	Person No.	Name
	3102	
	3104	
	3106	
	3108	
	3110	
	3112	
	3114	
	3116	
	3118	
3120		

13a. Did ... receive food stamps in (Read each month)?		13b. If "Yes" in 13a, ask -- What was the total amount?	
	Last month 3122 <input type="checkbox"/> Yes <input type="checkbox"/> No x1 <input type="checkbox"/> DK		3124 \$ [] [] 00 x1 <input type="checkbox"/> DK x2 <input type="checkbox"/> Ref.
	2 months ago 3126 <input type="checkbox"/> Yes <input type="checkbox"/> No x1 <input type="checkbox"/> DK		3128 \$ [] [] 00 x1 <input type="checkbox"/> DK x2 <input type="checkbox"/> Ref.
	3 months ago 3130 <input type="checkbox"/> Yes <input type="checkbox"/> No x1 <input type="checkbox"/> DK		3132 \$ [] [] 00 x1 <input type="checkbox"/> DK x2 <input type="checkbox"/> Ref.
4 months ago 3134 <input type="checkbox"/> Yes <input type="checkbox"/> No x1 <input type="checkbox"/> DK	3136 \$ [] [] 00 x1 <input type="checkbox"/> DK x2 <input type="checkbox"/> Ref.		

SKIP to next ISS Code or Check Item P1, page 45

14. Did ... receive any WIC vouchers in (Read each month)? **3138** Last month
3140 2 months ago
3142 3 months ago
3144 4 months ago
 Mark (X) all that apply.

SKIP to next ISS Code or Check Item P1, page 45

Section 3 - AMOUNTS (Continued)

Part B - SAVINGS ACCOUNTS, MONEY MARKET DEPOSIT ACCOUNTS, CERTIFICATES OF DEPOSIT, AND NOW ACCOUNTS (ISS Codes 100, 101, 102 and 103)

CHECK ITEM A10	Asset types owned. Mark (X) all that apply.	4300	<input type="checkbox"/> ISS Code 100 - Regular/Passbook Savings Accounts
		4302	<input type="checkbox"/> ISS Code 101 - Money Market Deposit Accounts
		4304	<input type="checkbox"/> ISS Code 102 - Certificates of Deposit or other Savings Certificates
		4306	<input type="checkbox"/> ISS Code 103 - NOW, Super NOW or other interest-earning checking accounts
1. Earlier you said that ... had (Read names of owned assets).			
CHECK ITEM A11	Interview status of ...'s spouse.	4308	<input type="checkbox"/> No spouse in household - SKIP to 3b
			<input type="checkbox"/> Interview for spouse not yet conducted <input type="checkbox"/> Interview for spouse already conducted - SKIP to 3a
2a. Did ... own any of these jointly with ...'s (husband/wife)?		4310	<input type="checkbox"/> Yes <input type="checkbox"/> No - SKIP to 3b
b. What is your best estimate of the total amount of interest earned on these jointly held (Read asset types) during the 4-month period?		4312	\$ <input type="text"/> . <input type="text"/> ⁰⁰ - SKIP to 3a x1 <input type="checkbox"/> DK x2 <input type="checkbox"/> Ref. - SKIP to next ISS Code or Check Item P1, page 45
c. What is your best estimate of the average amount that ... and ...'s (husband/wife) had in these jointly held (Read asset types) during the 4-month period? ★		4314	\$ <input type="text"/> . <input type="text"/> ⁰⁰ - SKIP to 3a x1 <input type="checkbox"/> DK x2 <input type="checkbox"/> Ref. - SKIP to next ISS Code or Check Item P1, page 45
d. (This information is especially important for the purposes of this survey.) If I were to call back later would you be able to provide me with an estimate of the average amount?		4316	<input type="checkbox"/> Yes - Mark Reminder Card, item 6 <input type="checkbox"/> No
3a. Besides any (Read asset types) owned jointly with ...'s (husband/wife), did ... have any other (Read asset types)?		4318	<input type="checkbox"/> Yes <input type="checkbox"/> No - SKIP to next ISS Code or Check Item P1, page 45
b. What is your best estimate of the total amount of interest ... earned on these (Read asset types) during the 4-month period?		4320	\$ <input type="text"/> . <input type="text"/> ⁰⁰ - SKIP to next ISS Code or Check Item P1, page 45 x1 <input type="checkbox"/> DK x2 <input type="checkbox"/> Ref. - SKIP to next ISS Code or Check Item P1, page 45
c. What is your best estimate of the average amount that ... had in (Read asset types) during the 4-month period? ★		4322	\$ <input type="text"/> . <input type="text"/> ⁰⁰ - SKIP to next ISS Code or Check Item P1, page 45 x1 <input type="checkbox"/> DK x2 <input type="checkbox"/> Ref. - SKIP to next ISS Code or Check Item P1, page 45
d. (This information is especially important for the purposes of this survey.) If I were to call back later would you be able to provide me with an estimate of the average amount?		4324	<input type="checkbox"/> Yes - Mark Reminder Card, item 8 <input type="checkbox"/> No } SKIP to next ISS Code or Check Item P1, page 45

AMOUNTS PART B-3C

NOTES

Section 3 – AMOUNTS (Continued)

Part C – OTHER INTEREST-EARNING ASSETS (ISS Codes 104, 105, 106 and 107)

CHECK ITEM A12	Asset types owned. Mark (X) all that apply.	4400	<input type="checkbox"/> Money Market funds (104)
		4402	<input type="checkbox"/> U.S. Government securities (105)
		4403	<input type="checkbox"/> Municipal or corporate bonds (106)
		4408	<input type="checkbox"/> Other interest-earning assets (107) – Specify _____
1. Earlier you said that ... owned (Read names of owned assets).			
CHECK ITEM A13	Interview status of ...'s spouse.	4408	<input type="checkbox"/> No spouse in household – SKIP to 3b
		4408	<input type="checkbox"/> Interview for spouse not yet conducted <input type="checkbox"/> Interview for spouse already conducted – SKIP to 3a
2a. Did ... own any of these jointly with ...'s (husband/wife)?		4410	<input type="checkbox"/> Yes <input type="checkbox"/> No – SKIP to 3b
b. What is your best estimate of the total amount of interest earned on these (jointly held (Read asset types) during the 4-month period?		4412	\$ _____ . 00 – SKIP to 3a x1 <input type="checkbox"/> DK x2 <input type="checkbox"/> Ref. – SKIP to next ISS Code or Check Item P1, page 45
c. What is your best estimate of the average amount that ... and ...'s (husband/wife) had in these (jointly held (Read asset types) during the 4-month period?		4414	\$ _____ . 00 – SKIP to 3a x1 <input type="checkbox"/> DK x2 <input type="checkbox"/> Ref. – SKIP to next ISS Code or Check Item P1, page 45
d. (This information is especially important for the purposes of this survey.) If I were to call back later would you be able to provide me with an estimate of the average amount?		4418	<input type="checkbox"/> Yes – Mark Reminder Card, item 7 <input type="checkbox"/> No
3a. Besides any (Read asset types) owned jointly with ...'s (husband/wife), did ... own any other (Read asset types)?		4418	<input type="checkbox"/> Yes <input type="checkbox"/> No – SKIP to next ISS Code or Check Item P1, page 45
b. What is your best estimate of the total amount of interest ... earned on these (Read asset types) during the 4-month period?		4420	\$ _____ . 00 – SKIP to next ISS Code or Check Item P1, page 45 x1 <input type="checkbox"/> DK x2 <input type="checkbox"/> Ref. – SKIP to next ISS Code or Check Item P1, page 45
c. What is your best estimate of the average amount that ... had in these (Read asset types) during the 4-month period?		4422	\$ _____ . 00 – SKIP to next ISS Code or Check Item P1, page 45 x1 <input type="checkbox"/> DK x2 <input type="checkbox"/> Ref. – SKIP to next ISS Code or Check Item P1, page 45
d. (This information is especially important for the purposes of this survey.) If I were to call back later would you be able to provide me with an estimate of the average amount?		4424	<input type="checkbox"/> Yes – Mark Reminder Card, item 8 } SKIP to next ISS Code or Check Item P1, page 45 <input type="checkbox"/> No

NOTES

ATLANTIS PART 3B-3

Section 3 - AMOUNTS (Continued)	
Part D - STOCKS AND MUTUAL FUND SHARES (ISS Code 110)	
1a. Earlier you told me that ... owned stocks or mutual fund shares. Did ... receive any dividend checks during these 4 months? (Include checks made out jointly to ... and ...'s spouse.)	4500 1 <input type="checkbox"/> Yes 2 <input type="checkbox"/> No - SKIP to 3a
CHECK ITEM A14 Interview status of ...'s spouse.	4502 1 <input type="checkbox"/> No spouse in household - SKIP to 2a 2 <input type="checkbox"/> Interview for spouse not yet conducted 3 <input type="checkbox"/> Interview for spouse already conducted - SKIP to 2a
1b. During the past 4 months how much was received in dividend checks made out jointly to ... and ...'s (husband/wife)?	4504 \$ <input type="text"/> . <input type="text"/> 00 - SKIP to 2a ★ x3 <input type="checkbox"/> None - SKIP to 2a x1 <input type="checkbox"/> DK x2 <input type="checkbox"/> Ref. - SKIP to next ISS Code or Check Item P1, page 45
c. (This information is especially important for the purposes of this survey.) If I were to call back later would you be able to provide me with an estimate?	4506 1 <input type="checkbox"/> Yes - Mark Reminder Card, item 9 2 <input type="checkbox"/> No
2a. During this 4-month period, how much did ... receive in dividend checks (in ...'s name only)?	4508 \$ <input type="text"/> . <input type="text"/> 00 - SKIP to 3a ★ x3 <input type="checkbox"/> None - SKIP to 3a x1 <input type="checkbox"/> DK x2 <input type="checkbox"/> Ref. - SKIP to next ISS Code or Check Item P1, page 45
b. (This information is especially important for the purposes of this survey.) If I were to call back later would you be able to provide me with an estimate?	4510 1 <input type="checkbox"/> Yes - Mark Reminder Card, item 10 2 <input type="checkbox"/> No
3a. (Besides the money that ... received in dividends) did ... earn any (other) dividends that were credited against a margin account or automatically reinvested in additional shares of stock?	4512 1 <input type="checkbox"/> Yes 2 <input type="checkbox"/> No - SKIP to next ISS Code or Check Item P1, page 45
CHECK ITEM A15 Interview status of ...'s spouse.	4514 1 <input type="checkbox"/> No spouse in household - SKIP to 3c 2 <input type="checkbox"/> Interview for spouse not yet conducted 3 <input type="checkbox"/> Interview for spouse already conducted - SKIP to 3c
3b. During the 4-month period how much of these kinds of dividends did ... earn jointly with ...'s (husband/wife)?	4518 \$ <input type="text"/> . <input type="text"/> 00 x3 <input type="checkbox"/> None x1 <input type="checkbox"/> DK x2 <input type="checkbox"/> Ref. - SKIP to next ISS Code or Check Item P1, page 45
c. During the 4-month period, how much of these kinds of dividends did ... earn (in ...'s name only)?	4519 \$ <input type="text"/> . <input type="text"/> 00 x3 <input type="checkbox"/> None x1 <input type="checkbox"/> DK x2 <input type="checkbox"/> Ref. } SKIP to next ISS Code or Check Item P1, page 45
NOTES	

Section 3 – AMOUNTS (Continued)	
Part E – RENTAL INCOME (ISS Code 120)	
1. Earlier you told me that ... owned some rental property.	
CHECK ITEM A16 Interview status of ...'s spouse.	4500 <input type="checkbox"/> No spouse in household – <i>SKIP</i> to 3a <input type="checkbox"/> Interview for spouse not yet conducted <input type="checkbox"/> Interview for spouse already conducted – <i>SKIP</i> to 3a
2a. Did ... receive any rental income from property owned jointly by ... and ...'s (husband/wife)? <i>Include only property owned entirely by couple.</i>	4502 <input type="checkbox"/> Yes <input type="checkbox"/> No – <i>SKIP</i> to 3a
b. About how much was received in gross rent from this property during the 4-month period?	4504 \$ <input type="text"/> . <input type="text"/> <input type="checkbox"/> DK <input type="checkbox"/> Ref. – <i>SKIP</i> to next ISS Code or Check Item P1, page 45
c. What is your best estimate of the amount that was cleared after expenses? <i>Enter \$1 in amount box if respondent reports "broke even."</i>	4508 \$ <input type="text"/> . <input type="text"/> <input type="checkbox"/> DK <input type="checkbox"/> Ref. – <i>SKIP</i> to next ISS Code or Check Item P1, page 45 4508 <input type="checkbox"/> Lost money – Enter amount of loss in box
3a. Did ... receive rental income from property owned entirely in ...'s own name?	4610 <input type="checkbox"/> Yes <input type="checkbox"/> No – <i>SKIP</i> to 4a
b. About how much was received in gross rent from this property during the 4-month period?	4612 \$ <input type="text"/> . <input type="text"/> <input type="checkbox"/> DK <input type="checkbox"/> Ref. – <i>SKIP</i> to next ISS Code or Check Item P1, page 45
c. What is your best estimate of the amount that was cleared after expenses? <i>Enter \$1 in amount box if respondent reports "broke even."</i>	4614 \$ <input type="text"/> . <input type="text"/> <input type="checkbox"/> DK <input type="checkbox"/> Ref. – <i>SKIP</i> to next ISS Code or Check Item P1, page 45 4614 <input type="checkbox"/> Lost money – Enter amount of loss in box
4a. Did ... receive any rental income from property owned jointly with others? (Not including property owned entirely by ... and ...'s spouse.)	4618 <input type="checkbox"/> Yes <input type="checkbox"/> No – <i>SKIP</i> to next ISS code or Check Item P1, page 45
b. What is your best estimate of ...'s share of the amount cleared on this property during the last 4 months? <i>Enter \$1 in amount box if respondent reports "broke even."</i>	4620 \$ <input type="text"/> . <input type="text"/> <input type="checkbox"/> DK <input type="checkbox"/> Ref. 4622 <input type="checkbox"/> Lost money – Enter amount of loss in box
<i>SKIP to next ISS Code or Check Item P1, page 45</i>	
NOTES	

Section 4 — PROGRAM QUESTIONS

CHECK ITEM P1	Is this the reference person's questionnaire?	4800	1 <input type="checkbox"/> Yes 2 <input type="checkbox"/> No — SKIP to Check Item T1, page 46
1a.	The government has an energy assistance program which helps pay heating and cooling costs. This assistance can be received directly by the household or it can be paid directly to the electric or gas company, fuel dealer, or landlord. Has this household received assistance of this type during the past 4 months?	4818	1 <input type="checkbox"/> Yes 2 <input type="checkbox"/> No — SKIP to Check Item P2
b.	Was this assistance received in the form of checks, coupons or vouchers sent to this household or were the payments sent directly to a utility company, fuel dealer, or landlord? <i>Mark (X) all that apply.</i>	4818 4820 4822	1 <input type="checkbox"/> Checks sent to household 2 <input type="checkbox"/> Coupons or vouchers sent to household 3 <input type="checkbox"/> Payments sent directly to utility company, fuel dealer, or landlord
c.	What was the total amount of the energy assistance received by this household during the past 4 months?	4824	\$ <input type="text"/> . <input type="text"/> 00 or <input type="checkbox"/> DK
CHECK ITEM P2	Are there any children 5 to 18 who live in the household?	4826	1 <input type="checkbox"/> Yes 2 <input type="checkbox"/> No — SKIP to Check Item T1, page 46
2a.	Do any of the children in this household usually eat a complete hot lunch offered at school?	4828	1 <input type="checkbox"/> Yes 2 <input type="checkbox"/> No — SKIP to Check Item T1, page 46
b.	How many children?	4830	<input type="text"/> Children
c.	Do any of the children receive free or reduced-price lunches this school year because they qualified for the Federal School Lunch Program?	4832	1 <input type="checkbox"/> Yes 2 <input type="checkbox"/> No — SKIP to 2f
d.	How many children?	4834	<input type="text"/> Children
e.	Are the lunches free or are they reduced-price? <i>Mark (X) all that apply.</i>	4836 4838	1 <input type="checkbox"/> Free 2 <input type="checkbox"/> Reduced-price
f.	Do any of the children receive free or reduced-price school breakfasts this school year?	4840	1 <input type="checkbox"/> Yes 2 <input type="checkbox"/> No — SKIP to Check Item T1, page 46
g.	How many children?	4842	<input type="text"/> Children
h.	Are the breakfasts free or are they reduced-price? <i>Mark (X) all that apply.</i>	4844 4846	1 <input type="checkbox"/> Free 2 <input type="checkbox"/> Reduced-price

NOTES

MISSING WAVE

CHECK ITEM M1	Does person number begin with a "5"?	8000	1 <input type="checkbox"/> Yes — SKIP to Check Item C1. 2 <input type="checkbox"/> No
CHECK ITEM M2	Was an interview obtained for . . . last reference period? (CC Item 44)	8002	1 <input type="checkbox"/> Yes — SKIP to Check Item C1. 2 <input type="checkbox"/> No
CHECK ITEM M3	Was an interview obtained two waves ago? (CC Item 44)	8004	1 <input type="checkbox"/> Yes 2 <input type="checkbox"/> No — SKIP to Check Item C1
STATEMENT M	We were unable to obtain information similar to what we've just talked about for . . . for the period _____ through _____ 1984. The next few questions help fill in this missing information about . . . 's economic situation during that period.		
1.	During the period from (Read missing wave period) _____ through _____ did . . . have a job or business, either full or part time, even for only a few days?	8008	1 <input type="checkbox"/> Yes — SKIP to 3a 2 <input type="checkbox"/> No
2.	Even though . . . did not have a job during that period, did . . . spend any time looking for work or on layoff?	8009	1 <input type="checkbox"/> Yes — SKIP to 5a 2 <input type="checkbox"/> No — SKIP to Check Item M5
3a.	Did . . . have a job or business, either full or part time, during EACH of the weeks in this period?	8010	1 <input type="checkbox"/> Yes 2 <input type="checkbox"/> No — SKIP to 3c
b.	Was . . . absent without pay from . . . 's job for any FULL weeks during (Read missing wave period) _____ through _____ because of layoff?	8012	1 <input type="checkbox"/> Yes — SKIP to 3f 2 <input type="checkbox"/> No — SKIP to Check Item M5
c.	In which months did . . . have a job or business?	8014 8018 8016 8020	1 <input type="checkbox"/> First month in period (8 months ago) 2 <input type="checkbox"/> Second month in period (7 months ago) 3 <input type="checkbox"/> Third month in period (6 months ago) 4 <input type="checkbox"/> Fourth month in period (5 months ago)
d.	How many weeks in . . . (Read months marked in 3c) did . . . have a job or business? (Show respondent Flashcard W)	8022 8024 8028 8026	<input type="checkbox"/> Weeks in first month (8 months ago) <input type="checkbox"/> Weeks in second month (7 months ago) <input type="checkbox"/> Weeks in third month (6 months ago) <input type="checkbox"/> Weeks in fourth month (5 months ago)
e.	Of the weeks that . . . had a job or business, was . . . absent for any full weeks without pay because of layoff?	8030	1 <input type="checkbox"/> Yes 2 <input type="checkbox"/> No — SKIP to 4
f.	In which months was . . . absent from . . . 's job because of layoff?	8032 8034 8036 8038	1 <input type="checkbox"/> First month in period (8 months ago) 2 <input type="checkbox"/> Second month in period (7 months ago) 3 <input type="checkbox"/> Third month in period (6 months ago) 4 <input type="checkbox"/> Fourth month in period (5 months ago)
g.	How many weeks in . . . (Read months marked in 3f) was . . . absent from . . . 's job because of layoff? (Show respondent Flashcard W)	8040 8042 8044 8048	<input type="checkbox"/> Weeks in first month (8 months ago) <input type="checkbox"/> Weeks in second month (7 months ago) <input type="checkbox"/> Weeks in third month (6 months ago) <input type="checkbox"/> Weeks in fourth month (5 months ago)
CHECK ITEM M4	Is 3a marked "Yes"?	8048	1 <input type="checkbox"/> Yes — SKIP to Check Item M6 2 <input type="checkbox"/> No
4.	During this period, when . . . did NOT have a job or business, did . . . spend any time looking for work or on layoff?	8050	1 <input type="checkbox"/> Yes 2 <input type="checkbox"/> No — SKIP to Check Item M5
5a.	In which months did . . . spend time looking for work or on layoff (when . . . did NOT have a job or business)?	8052 8054 8056 8058	1 <input type="checkbox"/> First month in period (8 months ago) 2 <input type="checkbox"/> Second month in period (7 months ago) 3 <input type="checkbox"/> Third month in period (6 months ago) 4 <input type="checkbox"/> Fourth month in period (5 months ago)
b.	How many weeks in . . . (Read months marked in 5a) did . . . spend time looking for work or on layoff? (Do not include any weeks already counted in 3g) (Show respondent Flashcard W)	8060 8062 8064 8068	<input type="checkbox"/> Weeks in first month (8 months ago) <input type="checkbox"/> Weeks in second month (7 months ago) <input type="checkbox"/> Weeks in third month (6 months ago) <input type="checkbox"/> Weeks in fourth month (5 months ago)
CHECK ITEM M5	Are any income types listed in the Income Roster (item 6a) or the ISS?	8088	1 <input type="checkbox"/> Yes 2 <input type="checkbox"/> No — SKIP to 6d

INTERVIEWER INSTRUCTION

1. If any income codes (1 — 58), not already listed in the Income Roster (Item 6a), appear on the ISS, transcribe them to the Income Roster.
2. Mark column (5) of the Income Roster for ALL income codes that appear on the ISS.
3. Go to Check Item M6.

MISSING WAVE (Continued)

5a. INCOME ROSTER

The missing wave period covers the 4-month period from _____ through _____

Line No. (1)	Income type description (2)	Income code (3)	Received 2 waves ago (4)	Received this wave (5)
6070	1	6072	6074 <input type="checkbox"/>	6078 <input type="checkbox"/>
6078	2	6080	6082 <input type="checkbox"/>	6084 <input type="checkbox"/>
6088	3	6088	6090 <input type="checkbox"/>	6082 <input type="checkbox"/>
6094	4	6086	6098 <input type="checkbox"/>	6100 <input type="checkbox"/>
6102	5	6104	6106 <input type="checkbox"/>	6108 <input type="checkbox"/>
6110	6	6112	6114 <input type="checkbox"/>	6116 <input type="checkbox"/>
6118	7	6120	6122 <input type="checkbox"/>	6124 <input type="checkbox"/>
6128	8	6128	6130 <input type="checkbox"/>	6132 <input type="checkbox"/>
6134	9	6138	6138 <input type="checkbox"/>	6140 <input type="checkbox"/>
6142	10	6144	6146 <input type="checkbox"/>	6148 <input type="checkbox"/>

CHECK ITEM M6

Did ... have any income sources 2 waves ago that ... did not have this wave? (Only column 4 of the Income Roster is marked)

6150 Yes — Enter income codes in item 6b and read item 6b to respondent.
 No — SKIP to Check item M7

6b. In our visit of 8 months ago, we recorded that ... received certain types of income that we have not recorded for this visit — namely (Read income types).

(Ask for each income type.)
 During the 4-month period (Read missing wave period) from _____ through _____, in which months, if any, did ... receive (Read income type)?

Income type code	Months received					
	M1 = earliest month in period/M4 = most recent month in period					
	All	M1	M2	M3	M4	None
6152	6164 <input type="checkbox"/>	6156 <input type="checkbox"/>	6158 <input type="checkbox"/>	6160 <input type="checkbox"/>	6162 <input type="checkbox"/>	6164 <input type="checkbox"/>
6166	6166 <input type="checkbox"/>	6170 <input type="checkbox"/>	6172 <input type="checkbox"/>	6174 <input type="checkbox"/>	6176 <input type="checkbox"/>	6178 <input type="checkbox"/>
6180	6182 <input type="checkbox"/>	6194 <input type="checkbox"/>	6186 <input type="checkbox"/>	6188 <input type="checkbox"/>	6190 <input type="checkbox"/>	6192 <input type="checkbox"/>
6194	6186 <input type="checkbox"/>	6198 <input type="checkbox"/>	6200 <input type="checkbox"/>	6202 <input type="checkbox"/>	6204 <input type="checkbox"/>	6208 <input type="checkbox"/>
6208	6210 <input type="checkbox"/>	6212 <input type="checkbox"/>	6214 <input type="checkbox"/>	6216 <input type="checkbox"/>	6218 <input type="checkbox"/>	6220 <input type="checkbox"/>
6222	6224 <input type="checkbox"/>	6226 <input type="checkbox"/>	6228 <input type="checkbox"/>	6230 <input type="checkbox"/>	6232 <input type="checkbox"/>	6234 <input type="checkbox"/>
6238	6238 <input type="checkbox"/>	6240 <input type="checkbox"/>	6242 <input type="checkbox"/>	6244 <input type="checkbox"/>	6246 <input type="checkbox"/>	6248 <input type="checkbox"/>
6250	6252 <input type="checkbox"/>	6254 <input type="checkbox"/>	6256 <input type="checkbox"/>	6258 <input type="checkbox"/>	6260 <input type="checkbox"/>	6262 <input type="checkbox"/>

CHECK ITEM M7

Did ... have any income sources this wave that ... did not have 2 waves ago? (Only column 5 of the Income Roster is marked)

6164 Yes — Enter income codes in item 6c and read item 6c to the respondent.
 No — SKIP to item 6d

6c. We have recorded during this visit that ... received certain types of income that ... was not receiving at the time of our visit 8 months ago — namely (Read income types).

(Ask for each income type.)
 During the 4-month period (Read missing wave period) from _____ through _____, in which months, if any, did ... receive (Read income types)?

Income type code	Months received					
	M1 = earliest month in period/M4 = most recent month in period					
	All	M1	M2	M3	M4	None
6266	6266 <input type="checkbox"/>	6270 <input type="checkbox"/>	6272 <input type="checkbox"/>	6274 <input type="checkbox"/>	6276 <input type="checkbox"/>	6278 <input type="checkbox"/>
6280	6282 <input type="checkbox"/>	6284 <input type="checkbox"/>	6286 <input type="checkbox"/>	6288 <input type="checkbox"/>	6290 <input type="checkbox"/>	6292 <input type="checkbox"/>
6294	6296 <input type="checkbox"/>	6298 <input type="checkbox"/>	6300 <input type="checkbox"/>	6302 <input type="checkbox"/>	6304 <input type="checkbox"/>	6306 <input type="checkbox"/>
6308	6310 <input type="checkbox"/>	6312 <input type="checkbox"/>	6314 <input type="checkbox"/>	6316 <input type="checkbox"/>	6318 <input type="checkbox"/>	6320 <input type="checkbox"/>
6322	6324 <input type="checkbox"/>	6326 <input type="checkbox"/>	6328 <input type="checkbox"/>	6330 <input type="checkbox"/>	6332 <input type="checkbox"/>	6334 <input type="checkbox"/>
6336	6336 <input type="checkbox"/>	6340 <input type="checkbox"/>	6342 <input type="checkbox"/>	6344 <input type="checkbox"/>	6346 <input type="checkbox"/>	6348 <input type="checkbox"/>
6350	6352 <input type="checkbox"/>	6354 <input type="checkbox"/>	6356 <input type="checkbox"/>	6358 <input type="checkbox"/>	6360 <input type="checkbox"/>	6362 <input type="checkbox"/>

MISSING WAVE (Continued)

6d. During the 4-month period (Read missing wave period) from _____ through _____ did . . . receive any income that we haven't talked about?

1 Yes
 2 No - SKIP to Check Item M8

6e. What kind of income was it? (Enter income type code at right from Income Source List on page 76a. Ask for each income type -) During which months did . . . receive that type of income?

Income type code	Months received				
	M1 - earliest month in period; M4 = most recent month in period				
	All	M1	M2	M3	M4
6380	6382 6 <input type="checkbox"/>	6384 1 <input type="checkbox"/>	6386 2 <input type="checkbox"/>	6388 3 <input type="checkbox"/>	6390 4 <input type="checkbox"/>
6392	6394 6 <input type="checkbox"/>	6396 1 <input type="checkbox"/>	6398 2 <input type="checkbox"/>	6400 3 <input type="checkbox"/>	6402 4 <input type="checkbox"/>
6404	6406 6 <input type="checkbox"/>	6408 1 <input type="checkbox"/>	6410 2 <input type="checkbox"/>	6412 3 <input type="checkbox"/>	6414 4 <input type="checkbox"/>
6416	6418 6 <input type="checkbox"/>	6420 1 <input type="checkbox"/>	6422 2 <input type="checkbox"/>	6424 3 <input type="checkbox"/>	6426 4 <input type="checkbox"/>
6428	6430 6 <input type="checkbox"/>	6432 1 <input type="checkbox"/>	6434 2 <input type="checkbox"/>	6436 3 <input type="checkbox"/>	6438 4 <input type="checkbox"/>
6440	6442 6 <input type="checkbox"/>	6444 1 <input type="checkbox"/>	6446 2 <input type="checkbox"/>	6448 3 <input type="checkbox"/>	6450 4 <input type="checkbox"/>
6452	6454 6 <input type="checkbox"/>	6456 1 <input type="checkbox"/>	6458 2 <input type="checkbox"/>	6460 3 <input type="checkbox"/>	6462 4 <input type="checkbox"/>
6464	6466 6 <input type="checkbox"/>	6468 1 <input type="checkbox"/>	6470 2 <input type="checkbox"/>	6472 3 <input type="checkbox"/>	6474 4 <input type="checkbox"/>

NOTES

MISSING WAVE (Continued)

CHECK
ITEM M8

Are any assets listed in the
Asset Roster (Item 7a) or the
ISS?

8476

Yes
 No — SKIP to 7d

INTERVIEWER INSTRUCTION

1. If any asset codes (100—150, 174, 175), not already listed in the Asset Roster (item 7a), appear on the ISS, transcribe them to the Asset Roster.
2. Mark column (5) of the Asset Roster for ALL asset codes that appear on the ISS.
3. Go to Check Item M8.

7a. ASSET ROSTER

The missing wave period covers the 4-month period from _____ through _____.

Line No. (1)	Asset type description (2)	Asset code (3)	Had 2 waves ago (4)	Had this wave (5)
8478 1		8480	8482 <input type="checkbox"/>	8484 <input type="checkbox"/>
8486 2		8488	8490 <input type="checkbox"/>	8492 <input type="checkbox"/>
8494 3		8496	8498 <input type="checkbox"/>	8500 <input type="checkbox"/>
8502 4		8504	8506 <input type="checkbox"/>	8508 <input type="checkbox"/>
8510 5		8512	8514 <input type="checkbox"/>	8516 <input type="checkbox"/>
8518 6		8520	8522 <input type="checkbox"/>	8524 <input type="checkbox"/>
8526 7		8528	8530 <input type="checkbox"/>	8532 <input type="checkbox"/>
8534 8		8536	8538 <input type="checkbox"/>	8540 <input type="checkbox"/>
8542 9		8544	8546 <input type="checkbox"/>	8548 <input type="checkbox"/>
8550 10		8552	8554 <input type="checkbox"/>	8556 <input type="checkbox"/>

CHECK
ITEM M9

Did ... have any asset types 2 waves ago that ... did not have this wave? (Only column 4 of the Asset Roster is marked.)

8558

Yes — Enter asset code(s) in item 7b and read item 7b to respondent.
 No — SKIP to Check item M10

7b. In our visit 8 months ago, we recorded that ... had certain assets that we have not recorded during this visit — namely (Read asset types).

ASK FOR EACH —

Did ... own this asset at any time during the period (Read missing wave period) from _____ through _____

Asset code Yes No

8560

8582

8564

8586

8568

8570 CHECK
ITEM M10

Did ... have any asset types this wave that ... did not have 2 waves ago? (Only column 5 of the Asset Roster is marked.)

8572

Yes — Enter asset code(s) in item 7c and read item 7c to respondent.

8574

No — SKIP to item 7d

7c. We have recorded during this visit that ... had certain types of assets that ... did not have at the time of our visit 8 months ago — namely (Read asset types).

ASK FOR EACH —

Did ... own this (these) asset(s) at any time during the period (Read missing wave period) from _____ through _____

Asset code Yes No

8578

8579

8580

8582

8584

8586

d. During the 4-month period (Read missing wave period) from _____ through _____ did ... have any assets that

8588

Yes

No — SKIP to item 7d

MISSING WAVE (Continued)

79. What was the asset type called? (Enter asset code(s) at right from Income Source List on page 76a.)

Asset code

Asset code

6590

6594

6598

6602

6606

6592

6596

6600

6604

6608

CHECK ITEM M11

Is Medicare marked on CC item 47?

6610

1 Yes — SKIP to 9
2 No

CHECK ITEM M12

Is ... 55 years of age or older?

6612

1 Yes — SKIP to 8
2 No

CHECK ITEM M13

Refer to item 78a, page 7
Is ... disabled?

6614

1 Yes
2 No — SKIP to 9

8. During the 4 month period from (Read missing wave period) _____ through _____, was ... covered by Medicare?

6616

1 Yes
2 No

9. During the 4 month period from (Read missing wave period) from _____ through _____, was ... covered by (Use local name for Medicaid) or another public assistance program that pays for medical care?

6618

1 Yes
2 No

CHECK ITEM M14

Is ... 17 to 49 years of age?

6620

1 Yes
2 No — SKIP to Check Item C1

10. During the 4 month period from (Read missing wave period) _____ through _____, did ... attend school beyond the high school level including a college, university, or other school?

6622

1 Yes
2 No — SKIP to Check Item C1

11. Were any of ...'s educational expenses during the period from (Read missing wave period) _____ through _____ paid for by a Pell (BEOG) Grant, a Guaranteed or National Direct Student Loan, or any other type of scholarship or grant?

6624

1 Yes } SKIP to Check Item C1
2 No }

NOTES

CALLBACK SUMMARY		
CHECK ITEM C1	Are any items marked on Reminder Card for ...?	5000 1 <input type="checkbox"/> Yes - Mark appropriate item(s) below, then SKIP to Check Item C2 2 <input type="checkbox"/> No - SKIP to Check Item C2
<input type="checkbox"/>	1. Social Security Number (Enter on cc item 33b)	[] - [] - [] [] []
<input type="checkbox"/>	2. Medicare claim number (from 23b, page 8)	5002 [] - [] - 5004 [] [] [] [] [] []
<input type="checkbox"/>	3. EMPLOYER	
<input type="checkbox"/>	a. Employer #1 (item 8, page 16) What was the total amount of pay received before deductions on this job in ...?	5008 \$ [] [] . 00 Last month 5009 \$ [] [] . 00 2 months ago 5010 \$ [] [] . 00 3 months ago 5012 \$ [] [] . 00 4 months ago
<input type="checkbox"/>	b. Employer #2 (item 18, page 17) What was the total amount of pay received before deductions on this job in ...?	5014 \$ [] [] . 00 Last month 5016 \$ [] [] . 00 2 months ago 5018 \$ [] [] . 00 3 months ago 5020 \$ [] [] . 00 4 months ago
<input type="checkbox"/>	4. SELF-EMPLOYMENT	
<input type="checkbox"/>	a. Self-employment #1 (item 7, page 19) What was the total amount of income received from this business in ...?	5022 \$ [] [] . 00 Last month 5024 \$ [] [] . 00 2 months ago 5026 \$ [] [] . 00 3 months ago 5028 \$ [] [] . 00 4 months ago
<input type="checkbox"/>	b. Self-employment #2 (from 18, page 21) What was the total amount of income received from this business in ...?	5030 \$ [] [] . 00 Last month 5032 \$ [] [] . 00 2 months ago 5034 \$ [] [] . 00 3 months ago 5036 \$ [] [] . 00 4 months ago
<input type="checkbox"/>	6. What was the average balance in savings/ Money market deposit accounts/ CD's/ NOW accounts held jointly by husband and wife? (Item 2c, page 40)	Amounts for the period - [] through [] 5038 \$ [] [] . 00
<input type="checkbox"/>	6. What was the average balance in savings/ Money market deposit accounts/ CD's/ NOW accounts in own name? (Item 3c, page 40)	5040 \$ [] [] . 00
<input type="checkbox"/>	7. What was the average balance in Money market funds/securities/bonds held jointly by husband and wife? (Item 2c, page 41)	5042 \$ [] [] . 00
<input type="checkbox"/>	8. What was the average balance in Money market funds/securities/bonds in own name? (Item 3c, page 41)	5044 \$ [] [] . 00
<input type="checkbox"/>	9. What was the amount received in dividends by husband and wife jointly? (Item 1b, page 42)	5048 \$ [] [] . 00
<input type="checkbox"/>	10. What was the amount received in dividends in own name? (Item 2a, page 42)	5050 \$ [] [] . 00
CHECK ITEM C2	Has an interview been conducted for all household members 15+?	5052 1 <input type="checkbox"/> Yes - Enter finish time on cover page. Fill cc items 36 and 39 and END INTERVIEW 2 <input type="checkbox"/> No - Enter finish time for this household member, THEN interview next 15+ household member

INCOME SOURCE LIST			
INCOME LIST			
Code	Type	Code	Type
1	Social Security	28	Child support payments
2	U.S. Government Railroad Retirement pay	29	Alimony payments
3	Federal Supplemental Security Income (SSI)	30	Pension from company or union
4	State Supplemental Security Income (State administered SSI only)	31	Federal Civil Service or other Federal civilian employee pensions
5	State unemployment compensation	32	U.S. Military retirement pay
6	Supplemental Unemployment Benefits	33	National Guard or Reserve Forces retirement
7	Other unemployment compensation (Trade Adjustment Act benefits, strike pay, other)	34	State government pensions
8	Veterans compensation or pensions	35	Local government pensions
9	Black lung payments	36	Income from paid-up life insurance policies or annuities
10	Worker's compensation	37	Estates and trusts
11	State temporary sickness or disability benefits	38	Other payments for retirement, disability or survivor
12	Employer or union temporary sickness policy	40	G.I. Bill/VEAP education benefits
13	Payments from a sickness, accident or disability insurance policy purchased on your own	50	Income assistance from a charitable group
20	Aid to Families with Dependent Children (AFDC, ADC)	51	Money from relatives or friends
21	General assistance or General relief	52	Lump sum payments
22	Indian, Cuban, or Refugee Assistance	53	Income from roomers or boarders
23	Foster child care payments	54	National Guard or Reserve pay
24	Other welfare	55	Incidental or casual earnings
25	WIC (Women, Infants and Children Nutrition Program)	56	Other cash income not included elsewhere
27	Food stamps		
ASSET LIST		SPECIAL INDICATORS	
Code	Type	Code	Type
100	Regular/passbook savings accounts in a bank, savings and loan or credit union	170	Worked
101	Money market deposit accounts	171	Disabled
102	Certificates of Deposit or other savings certificates	172	Medicare
103	NOW, Super NOW or other interest-earning checking accounts	173	Medicaid
104	Money market funds	174	U.S. Savings Bonds (E, EE)
105	U.S. Government securities	175	Other educational assistance
106	Municipal or corporate bonds		
107	Other interest-earning assets		
110	Stocks or mutual fund shares		
120	Rental property		
130	Mortgages		
140	Royalties		
150	Other financial investments		

INCOME SOURCE SUMMARY (ISS)

INSTRUCTIONS - Column (a) will show the income source code. In column (b), mark (X) for all sources from which income was received during the reference period. Column (c) will show the type of income source. The Amounts section, should be filled starting with the page number shown in column (d) for those income sources which have been marked.

ISS Code (a)	Mark (X) (b)	Type of income source (c)	Amounts section page number (d)
		INCOME CODES 1-7	
1		Social Security	
2		U.S. Government Railroad Retirement pay	
3		Federal Supplemental Security Income (SSI)	
4		State Unemployment compensation	
5		Supplemental Unemployment Benefits	
		INCOME CODES 8-13	
8		Veterans compensation or pensions	
		INCOME CODES 20-29	
20		Aid to Families with Dependent Children (AFDC, ADC)	
24		Other Welfare - Specify	
27		Food Stamps	(A) - 22
28		Child Support payments	25
29		Alimony payments	28
			31
			34
			37
		INCOME CODES 30-38	
30		Pension from company or union	
		INCOME CODES 40-46	
40		GI Bill-VEAP education benefits	
		INCOME CODES 50-56	
55		Incidental or casual earnings	
		ASSET CODES 100-150	
100		Interest Earning Assets Regular passbook savings accounts in a bank, savings and loan or credit union	(B) - 40
101		Money market deposit accounts	
102		Certificates of Deposit or other savings certificates	
103		NOW, Super NOW or other interest-earning checking accounts	
104		Money market funds	
105		U.S. Government securities	(C) - 41
106		Municipal or corporate bonds	
107		Other interest-earning assets	
110		Stocks or mutual fund shares	(D) - 42
120		Rental property	(E) - 43
130		Mortgages	
140		Royalties	(F) - 44
150		Other financial investments	
		SPECIAL INDICATORS	
170		Worked	Section 2
171		Disabled	
172		Medicare	DO
173		Medicaid	NOT
174		U.S. Savings Bonds (E EE)	FILL

