

STPP84-H8

SURVEY OF INCOME AND PROGRAM
PARTICIPATION (SIPP)

WAVE 8 RELATIONAL MICRODATA
FILE
CORE DATA ONLY

TECHNICAL DOCUMENTATION

SURVEY OF INCOME AND PROGRAM PARTICIPATION (SIPP)

WAVE 8 RELATIONAL MICRODATA FILE

TECHNICAL DOCUMENTATION

Washington, D.C.


1986

U.S. DEPARTMENT OF COMMERCE

Malcolm Daldridge, Secretary
Clarence J. Brown, Deputy Secretary
Robert Ortner, Under Secretary for Economic Affairs

BUREAU OF THE CENSUS

John G. Keane, Director
C. Louis Kincannon, Deputy Director



BUREAU OF THE CENSUS

John G. Keane, Director
C. Louis Kincannon, Deputy Director

DATA USER SERVICES DIVISION

Gerard C. Iannelli, Chief
Marshall L. Turner, Jr., Assistant Chief
for User Services
Paul T. Zeisset, Assistant Chief
for Statistical Reports

ACKNOWLEDGMENTS

This technical documentation was prepared within the Data Access and Use Staff, under the direction of James P. Curry, Chief, and Barbara J. Aldrich, Chief of its Technical Information Section. Annette Ralston was coordinator for this documentation. Arnold Goldstein prepared the section on sample design, estimates, and reliability of the data based on materials developed by the Statistical Methods Division. James Clark provided technical assistance on the data dictionary. The data dictionary was developed from materials prepared by Demographic Surveys Division staff. The alphabetic index to the data dictionary was prepared by Paul T. Zeisset. Word processing support was provided by Mary G. Thomas, Jill S. Worthington, and Peggy Taber.

* * * * *

The file should be cited as follows:

Survey of Income and Program Participation (SIPP) Wave 8 Relational Microdata File [machine-readable data file] / prepared by the Bureau of the Census. --Washington: The Bureau [producer and distributor], 1986.

The technical documentation should be cited as follows:

Survey of Income and Program Participation (SIPP) Wave 8 Relational Microdata File Technical Documentation / prepared by the Data User Services Division, Bureau of the Census. --Washington: The Bureau, 1986.

* * * * *

For additional information concerning the file, contact Data User Services Division, Customer Services (Tapes), Bureau of the Census, Washington, D.C. 20233. Phone: (301) 763-4100.

For additional information concerning the technical documentation, contact Data User Services Division, Data Access and Use Staff, Bureau of the Census, Washington, D.C. 20233. Phone: (301) 763-2074.

For additional information concerning the questionnaire content, contact Jack McNeill (763-7946) or John Coder (763-5060) in Population Division, Bureau of the Census, Washington, D.C. 20233.

For additional general information about SIPP, contact Daniel Kasprzyk (763-5784) or David McMillen (763-5592) in Population Division, Bureau of the Census, Washington, D.C. 20233.

UPDATE INFORMATION

Additional information concerning this file may be available at a later date. If you have purchased this technical documentation (with or without tape purchase) from the Census Bureau and wish to receive these User Notes, please complete the coupon below and return it to:

Data User Services Division
Data Access and Use Staff
Bureau of the Census
Washington, D.C. 20233

* * * * *

Name of File: Survey of Income and Program Participation (SIPP) Wave 8
Relational Microdata File


Please send me any information that becomes available later concerning the file listed.

Name:

Address:

Phone:





SURVEY OF INCOME AND PROGRAM PARTICIPATION (SIPP)
WAVE 8 RELATIONAL MICRODATA FILE

GENERAL INFORMATION

| | |
|---|-----|
| Introduction. | 1 |
| Planned Products from SIPP. | 5 |
| Sample Design, Estimates, and Reliability of the Data | 7 |
| Appendix A Bibliography | A-1 |
| Appendix B Glossary of Selected Terms | B-1 |


TECHNICAL INFORMATION

| | |
|---|-----|
| USRR NOTES. | iii |
| ABSTRACT. | 1 |
| FILE INFORMATION | |
| File Structure. | 7 |
| Geographic Coverage | 7 |
| Identification Number System. | 7 |
| Topcoding of Income Variables | 8 |
| INDEX TO SIPP RELATIONAL CORE FILE. | 9 |
| HOW TO USE THE DATA DICTIONARY | 29 |
| DATA DICTIONARY | |
| Sample Unit Information | 31 |
| Household Information | 35 |
| Family Information. | 74 |
| Person Information. | 79 |
| Wage/Salary Information | 216 |
| Self-Employment Information | 224 |
| General Type 1 Income Information | 234 |
| General Type 2 Income Information | 255 |

APPENDICES

| | |
|---|------------|
| A. CODE LISTS | |
| A-1 Income Source Code List. | 205 |
| A-2 Income Sources Included in Monthly Cash Income | 207 |
| A-3 Sources of Means-Tested Benefits Covered in SIPP | 209 |
| A-4 1980 Census of Population Occupation Classification System | 301 |
| A-5 1980 Census of Population Industry Classification System | 315 |
| B. RECORD TYPE COUNTS. | 323 |
| C. FACSIMILES OF CONTROL CARD AND QUESTIONNAIRE. | 325 |
| D. COMPARISON OF ITEM LOCATIONS ON WAVE 1 AND LATER WAVES. | 369 |

vifi



SURVEY OF INCOME AND PROGRAM PARTICIPATION (SIPP)

WAVE 8 RELATIONAL MICRODATA FILE

TECHNICAL DOCUMENTATION

GENERAL INFORMATION

!

.

.



INTRODUCTION

Survey Content


There are three basic elements contained in the overall design of the survey content. The first is a control card that serves several important functions. The control card is used to record basic social and demographic characteristics for each person in the household at the time of the initial interview. Because households are interviewed a total of eight or nine times, the card is also used to record changes in characteristics such as age, educational attainment, and marital status, and to record the dates when persons enter or leave the household. Finally, during each interview, information on each source of income received and the name of each job or business is transcribed to the card so that this information can be used in the updating process in subsequent interviews. A facsimile of the control card appears in an appendix to the technical documentation of SIPP files.

The second major element of the survey content is the core portion of the questionnaire. The core questions are repeated at each interview and cover labor force activity, the types and amounts of income received during the 4-month reference period, and participation status in various programs. Some of the important elements of labor force activity are recorded separately for each week of the period. Income reciprocity and amounts are recorded on a monthly basis with the exception of amounts of property income (interest, dividends, rent, etc.) which are recorded as totals for the 4-month period. The core also contains questions covering attendance in postsecondary schools, private health insurance coverage, public or subsidized rental housing, low-income energy assistance, and school breakfast and lunch participation. A facsimile of the questionnaire appears as an appendix in the technical documentation.

The third major element is the various supplements or topical modules that will be asked during selected household visits. The topical modules cover areas that need not be examined every 4 months. Certain of these topical modules are considered to be so important that they are viewed as an integral part of the overall survey. Other topical modules have more specific and more limited purposes. No topical modules were included in the first or second waves of SIPP. (See the following section on sample design for a definition of the term "wave.") The third wave topical module covers (1) educational attainment, (2) work history, and (3) health characteristics (including disability). The fourth wave topical module covers (1) assets and liabilities, (2) pension plan coverage, and (3) housing characteristics.


Sample Design

The SIPP sample design for the 1984 panel consists of about 26,000 housing units selected to represent the noninstitutional population of the United States of which about 21,000 of these were occupied and eligible for interview. The chart on the following page shows the sample design for the first panel of SIPP. The sample households within a given panel are divided into four subsamples of nearly equal size. These subsamples are called rotation groups and one rotation group is interviewed each month. Each household in the sample was scheduled to be interviewed at 4-month intervals over a period of 2 1/2 years beginning in October 1983. The reference period for the questions is the 4-month period preceding the interview. For example, households interviewed in October 1983 were asked questions for the months June, July, August, and September. This household was interviewed again in February 1984 for the October through January period.



Design of First SIPP Panel

| <u>Rotation</u> | <u>Wave</u> | <u>Interview month</u> | <u>Reference months</u> |
|-----------------|-------------|------------------------|-----------------------------------|
| 1 | 1 | Oct. 83 | June, July, Aug., Sept. (83) |
| 2 | 1 | Nov. 83 | July, Aug., Sept., Oct. (83) |
| 3 | 1 | Dec. 83 | Aug., Sept., Oct., Nov. (83) |
| 4 | 1 | Jan. 84 | Sept., Oct., Nov., Dec. (83) |
| 1 | 2 | Feb. 84 | Oct., Nov., Dec. (83), Jan. (84) |
| 2 | 2 | March 84 | Nov., Dec. (83), Jan., Feb. (84) |
| 3 | 2 | April 84 | Dec. (83), Jan., Feb., March (84) |
| 4 | 3 | May 84 | Jan., Feb., March, April (84) |
| 1 | 3 | June 84 | Feb., March, April, May (84) |
| 2 | 3 | July 84 | March, April, May, June (84) |
| 3 | 3 | Aug. 84 | April, May, June, July (84) |
| 4 | 4 | Sept. 84 | May, June, July, Aug. (84) |
| 1 | 4 | Oct. 84 | June, July, Aug., Sept. (84) |
| 2 | 4 | Nov. 84 | July, Aug., Sept., Oct. (84) |
| 3 | 4 | Dec. 84 | Aug., Sept., Oct., Nov. (84) |
| 4 | 5 | Jan. 85 | Sept., Oct., Nov., Dec. (84) |
| 1 | 5 | Feb. 85 | Oct., Nov., Dec. (84), Jan. (85) |
| 2 | 5 | March 85 | Nov., Dec. (84), Jan., Feb. (85) |
| 3 | 5 | April 85 | Dec. (84), Jan., Feb., March (85) |
| 4 | 6 | May 85 | Jan., Feb., March, April (85) |
| 1 | 6 | June 85 | Feb., March, April, May (85) |
| 2 | 6 | July 85 | March, April, May, June (85) |
| 3 | 6 | Aug. 85 | April, May, June, July (85) |
| 4 | 7 | Sept. 85 | May, June, July, Aug. (85) |
| 1 | 7 | Oct. 85 | June, July, Aug., Sept. (85) |
| 2 | 7 | Nov. 85 | July, Aug., Sept., Oct. (85) |
| 3 | 7 | Dec. 85 | Aug., Sept., Oct., Nov. (85) |
| 4 | 8 | Jan. 86 | Sept., Oct., Nov., Dec. (85) |
| 1 | 8 | Feb. 86 | Oct., Nov., Dec. (85), Jan. (86) |
| 2 | 8 | March 86 | Nov., Dec. (85), Jan., Feb. (86) |
| 3 | 8 | April 86 | Dec. (85), Jan., Feb., March (86) |
| 4 | 9 | May 86 | Jan., Feb., March, April (86) |
| 1 | 9 | June 86 | Feb., March, April, May (86) |
| 2 | 9 | July 86 | March, April, May, June (86) |
| 3 | 9 | Aug. 86 | April, May, June, July (86) |



In general, one cycle of interviews covering the entire sample, using the same questionnaire, is called a wave.¹ This design was chosen because it provides a smooth and steady work load for data collection and processing.

A new panel of slightly smaller size is scheduled to be introduced in February 1985 and in January of each succeeding year. This overlapping design provides a much larger sample size (almost twice as large) from which cross-sectional estimates can be made. The overlap also enhances the survey's ability to measure change by lowering the standard errors on differences between estimates for two points in time.

Survey Operations

Data collection operations are managed through the Census Bureau's 12 permanent regional offices. A staff of interviewers assigned to SIPP conduct interviews by personal visit each month with most interviewing completed during the first 2 weeks of that month. Completed questionnaires are transmitted to the regional offices where they undergo an extensive clerical edit before being entered into the Bureau's SIPP data processing system. Upon entering this processing system the data are subjected to a detailed computer edit. Errors identified in this phase are corrected and computer processing continues.

Two of the major steps of computer processing are the assignment of weights to each sample person and imputation for missing survey responses. The weighting procedures assure that SIPP estimates of the number of persons agree with independent estimates of the population within specified age, race, and sex categories. The procedures also assure close correspondence with monthly CPS estimates of households. In almost all cases, a survey nonresponse is assigned a value in the imputation phase of processing. The imputation for missing responses is based on procedures generally referred to as the "hot deck" approach. This approach assigns values for the nonresponse from a sample person who did provide a response and who has characteristics similar to those of the nonrespondent.

The longitudinal design of SIPP dictates that all persons 15 years old and over present as household members at the time of the first interview be part of the survey throughout the entire 2 1/2 year-period. To meet this goal the survey collects information useful in locating persons who move. In addition, field procedures were established that allow for the transfer of sample cases between regional offices. Persons moving within a 100-mile radius of an original sampling area (a county or group of counties) are followed and continue with the normal personal interviews at 4-month intervals. Those moving to a new residence that fall outside the 100-mile radius of any SIPP sampling area are interviewed by telephone. The geographic areas defined by these rules contain more than 95 percent of the U.S. population. Persons moving to Alaska, outside the United States, or into an institution or military barracks are not interviewed.

¹As indicated in the chart on the previous page, wave 2 comprised only three rotation groups (three-fourths of the full sample). This exception was made in order to have the wave 6 topical module (covering taxes and other previous calendar year information) fall in the months of May, June, July, and August.


1

2

3

4

Because most types of analysis using SIPP data will be dependent not on data for individuals but on groups of individuals (households, families, etc.), provisions were made to interview all "new" persons living with original sample persons (those interviewed in the first wave). These new sample persons entering the survey through contact with original sample persons are considered as part of the sample only while residing with the original sample person.



PLANNED PRODUCTS FROM SIPP

Data from SIPP will be used to examine differences among groups at a given point in time (cross-sectional analysis) and differences over time in the status of given persons and households (longitudinal analysis). Examples of SIPP products planned or under consideration are discussed below. Check the Monthly Product Announcement (MPA), CENDATA, or Data User News for announcements and articles relating to these products. The MPA (free of charge) may be ordered from Customer Services and Data User News (\$21 annual subscription rate) may be ordered from the U.S. Government Printing Office using the order forms on page 4-5. CENDATA is online information available through information services vendors. For further information, contact Data User Services Division on (301) 763-4100.

Monthly average reports. The current report, Economic Characteristics of Households in the United States: 3rd Quarter, 1983 (P-70, No. 1), showing average monthly labor force, income, and program participation statistics is an example of this type of report and is the first in a quarterly series. It is also possible to prepare monthly average estimates for longer time periods, and a publication is planned which will show monthly averages for calendar year 1984.

Monthly transition reports. Because information on many characteristics is collected for individual months, it is possible to tabulate data on month-to-month changes in labor force status, program participation status, and other statuses of interest. Monthly transition reports would present average monthly data for given reference periods (e.g., the average monthly rate of new labor force participants for the fourth quarter of 1983).

Calendar-year profile reports. These reports will provide data on the economic activity of persons and households over the course of a calendar year. Examples of the types of data that would be contained in these reports include annual earnings of persons, annual income of families and households, poverty status of persons and families, work experience during the calendar year, and compositional changes in families and households during the year.

Topical reports. The Census Bureau expects to produce periodic or single-time reports on particular topics (e.g. disability and earnings, health insurance coverage, household net worth). The source of the data for these reports may be either the core or topical modules or some combination of the two.

Characteristics of persons over 1 and 2 year span. By matching together consecutive interviews, it will be possible to obtain a month-by-month history of persons over periods of a year or longer. The reports in this series will provide information on changes in living arrangements, labor force participation, income, and program participation during 1-year or 2-year periods.

Characteristics of families and households over 1 and 2 year span. Reports in this series will be similar in concept to the person reports described above. A complicating factor is the compositional change that will occur in families and households over time.

1

2


3

4

5

Special analytical reports. These reports will focus on special topics and be based on a file constructed by matching consecutive interviews. The reports are likely to contain an analysis of the time period preceding and/or following a particular event such as a job change, a change in employment status, a marital disruption, or a move to a new address.

Public-use data files. Initially, files containing data collected in a full wave will be available. These files will be available for purchase by the public shortly after the quarterly reports are released. In addition to the modified hierarchical Wave 1 file, a rectangular file will be available in late December 1984. Other data files that will be made available for public use include calendar year longitudinal files showing monthly data for the 12-month period, panel longitudinal files showing monthly data for the entire life of the panel, and topical module files containing core and topical module data covering the 4-month reference period for a specified wave.



SAMPLE DESIGN, ESTIMATES, AND RELIABILITY OF THE DATA

This section deals with design of the survey sample, weighting of responses, use of numerical factors to compensate for less than a full sample in making estimates, calculation of standard errors, and use of imputation flags.

Sample Design

The SIPP survey is based on a multi-stage stratified sample of the noninstitutional resident population of the United States. More specifically, the universe of the survey includes persons living in households, plus those persons living in group quarters such as college dormitories and rooming houses. In Wave 1 of the 1984 Panel, inmates of institutions, such as homes for the aged, and persons living abroad were not in the survey universe and thus not eligible for interview. Persons residing in military barracks, although part of the noninstitutional population, were also excluded from the survey universe in Wave 1. Other people in the Armed Forces were eligible, as long as they were living in a housing unit, whether off base or on.

For Wave 2 and subsequent waves, institutionalized persons, persons living abroad, and those living in military barracks become eligible for the survey only if they move into housing units in the United States with original sample persons, i.e., those who were interviewed in Wave 1.

Selection of Primary Sampling Units

To reduce sample selection and interviewing costs the Census Bureau first selects certain areas to be included in the sample, and then samples households within the selected areas. The first stage of this design involves the selection of these areas. The first step of this procedure is the definition of the United States in terms of counties or groups of counties called primary sampling units or PSU's.

PSU's with similar key socioeconomic characteristics are grouped together into strata. Then one sample PSU is selected from each stratum. The PSU's used for SIPP are a subsample of the sample PSU's used in the Current Population Survey.

Of the 174 strata into which PSU's were classified for the 1984 panel, 45 consisted of only a large single metropolitan area; these 45 areas were selected into the sample with certainty. These 45 PSU's are termed "self-representing." The remaining 129 strata consisted of 2 or more PSU's, from which only one was selected into the sample. These PSU's are termed "non-self-representing" because they were selected to represent other PSU's in their stratum as well as themselves.

The strata from which non-self-representing PSU's are selected typically cross State lines. For example, aside from the Detroit metro area, which represents itself, sampled PSD's in Michigan represent a geographically diverse area -- areas spread over the Midwestern States. (Thus, a tabulation of data coded to Michigan, for example, will not yield reasonable estimates for that State. Rather, State codes on the microdata files are primarily useful for determining applicable criteria for programs which vary from State to State.)

Selection of Ultimate Sampling Units

To arrive at the sample of households, geographic units called enumeration districts (ED's), with an average 350 housing units, are sampled from within each of these SIPP sample PSU's. Within those selected ED's 2 to 4 living quarters, or ultimate sampling units (USU's), are systematically selected from address lists prepared for the 1970 census. If the address lists are incomplete, small land areas are sampled. To account for living quarters built within each of the sample areas after the 1970 census, a sample is drawn of permits issued for construction of residential living quarters through March 1963. In jurisdictions that do not issue building permits, small land areas are sampled and the living quarters within are listed by field personnel and then subsampled. In addition, sample living quarters are selected from supplemental frames that include mobile home parks and new construction for which permits were issued prior to January 1, 1970, but for which construction was not completed until after April 1, 1970.

Sampling Rate and Weights

The objective of the sampling is to obtain a self-weighting probability sample. In a self-weighting sample, every sample unit has the same overall probability of selection. In self-representing PSD's the sampling rate is about 1 in 3,700. In non-self-representing PSU's, the sampling rate is higher, as the sampling is adjusted to account for the PSU's probability of selection. For example, if a non-self-representing PSD was selected with a probability of 1/10, the sampling rate within the PSU would be roughly 1 in 370 instead of 1 in 3,700.

In Wave 1, occupants of about 1,000 eligible living quarters were not interviewed because they refused to be interviewed, could not be found at home, were temporarily absent, or were otherwise unavailable. These households were not interviewed in Wave 2, and were classified as noninterviews because they were eligible for inclusion. Wave 2 included only 3 of the 4 rotation groups. For these reasons and as a result of following movers, a total of 14,532 living quarters were designated for Wave 2. Of these, 833 were not interviewed because they no longer contained eligible respondents. An additional 729 households were not interviewed in Wave 2 because of geographical remoteness or because of the reasons listed above for Wave 1 noninterviews. The noninterview rate for wave 1 was 5 percent, and the combined noninterview rate for Wave 1 and Wave 2 was 9.4 percent.

1

.

:

:

.

The estimation procedure used to derive SIPP person weights involves several stages of weight adjustments. In the first wave, each person received a base weight equal to the inverse of his/her probability of selection. In the second wave, each person received a base weight that accounted for differences in the probability of selection caused by the following of movers.

A noninterview adjustment factor was applied to the weight of each interviewed person to account for persons in occupied living quarters who were eligible for the sample but were not interviewed. A factor was applied to each interviewed person's weight to account for the SIPP sample areas not having the same population distribution as the strata from which they were selected.


An additional stage of adjustment to persons' weights was performed to bring the sample estimates into agreement with independent monthly estimates of the civilian (and some military) noninstitutional population of the United States by age, race, and sex. These independent estimates were based on statistics on births, deaths, immigration, and emigration; and statistics on the strength of the Armed Forces. To increase accuracy, weights were further adjusted in such a manner that SIPP sample estimates would closely agree with Current Population Survey (CPS) estimates by type of householder (married, single with relatives or single without relatives by sex and race) and relationship to householder (spouse or other). The estimation procedure for the data in the report also involved an adjustment so that the husband and wife of a household received the same weight.

The weight estimation procedure described above resulted in persons' weights varying from about 500 to 50,000. Persons in the sample for less than the entire 4-month period received zero weights for months not in the sample. Starting in Wave 5 the weighting system will also be adjusted to account for a reduction in the number of sample units interviewed. Most statistical software packages handle weighted data with no difficulty. In tabulating a characteristic the software takes each response and applies the person weight.

Figure 1 illustrates a simple example, in which 3 of 5 persons work full-time, 2 do not. But since the persons who do not work full-time happen to have higher weights than the others, weighted totals show the two groups to be equal.

FIGURE 1. Example of Weighted Data

| | Worked | | Raw Counts | | Weighted Counts | |
|----------|-----------|--------|------------|-----|-----------------|-------|
| | Full-Time | Weight | No | Yes | No | Yes |
| Person 1 | No | 4,000 | 1 | | 4,000 | |
| Person 2 | No | 5,000 | 1 | | 5,000 | |
| Person 3 | Yes | 3,000 | | 1 | | 3,000 |
| Person 4 | Yes | 3,000 | | 1 | | 3,000 |
| Person 5 | Yes | 3,000 | | 1 | | 3,000 |
| | | | 2 | 3 | 9,000 | 9,000 |



Preparing National Estimates for Persons, Families, and Households

Weights for persons are carried on each person record, on both the relational (hierarchical) and rectangular files. Weights for households and families are carried, respectively, on the household and family records of the relational file. The weighting process defines the weight of the household to be the same as the weight of the household reference person or householder, and the weight of a family or subfamily is that of the family or subfamily reference person.

On the rectangular file, where household, family, and subfamily segments appear on each person record, all of the applicable weights can be found in that record. Tallying household characteristics from every record would result in counting multi-person households more than once. One way to avoid estimating more households than there really are is to tally household characteristics using only the householder's record, since there is always one and only one householder per household. Similarly, the records of family or subfamily reference persons can be used in generating family and subfamily estimates.

Of course, many desired household characteristics are not already shown on household records or segments, but are derived by summarizing the characteristics of the persons in the household, as for example, the number of persons 65 years old and over in the household. Doing so with SIPP files is somewhat more complicated than with files in which person records are arranged in a strictly hierarchical fashion within household.

Household records in SIPP relational files carry pointers to each person who was a member of the household. There are five sets of pointers, one for each month of the reference period and one for the interview month. The rectangular file does not have these household-to-person pointers, but does identify the address ID of the household of which the person was a member each month. The file can be readily sorted on address ID within sample unit to group household members together for any particular reference month. Another option available to rectangular file users is to sort on the person number of the householder, provided on each household member's record.

Estimates for groups of persons other than households and families

Some analyses involve summarizing to units other than households or families. The persons within a household who benefit from food stamps are one such example. Only part of a family may receive aid or there may be two separate food stamp units living together. For each food stamp receiving unit one adult household member is designated as the prime recipient. The SIPP questionnaire also identifies which children and other household members are covered by those food stamps.

Food stamp coverage is recorded on the SIPP files in two ways. First, the primary recipient's record includes the person numbers of each household member covered, and each of the other covered persons' records has a flag that indicates membership in a food stamp receiving unit. Only the primary recipient's record specifies the amounts of food stamps received for the unit.



To tabulate the characteristics of all food stamp recipients in a household, the easiest approach might be to sort recipients together within households using the reciprocity flags. But if it is necessary to discriminate between multiple food stamp receiving units within a household, the only way is to examine the primary recipient's record and use its list of person numbers to point to the secondary recipients in that unit. Then one could summarize appropriate characteristics across the person records. This way one could determine whether the food stamp reciprocity unit includes a wage-earner, is part of a family below the poverty level, lives together with persons who are not covered, and so forth.

Other programs for which there are pointers from the primary recipient's record to other recipients in the household include Medicaid, AFDC, foster children payments, general assistance, health insurance, Railroad Retirement, Social Security and veterans payments. In all of these cases, all income received by the unit, including payments for the benefit of children, are reported on the record of the primary adult recipient and not on the records of secondary recipients. The weight of the primary recipient is most likely to be appropriate in tabulations of food stamp reciprocity units and similar groups of individuals.

Estimates for Different Reference Periods

Each person and household is assigned 5 weights on each interview file, one for each of the four reference months and one for the interview month. Families and subfamilies are assigned only 4 weights since there is no attempt to define families as of the reference date. The 4 sets of reference month weights can be used only to form reference month estimates. Reference month estimates can be averaged, however, to form estimates of monthly averages over some period of time. For example, using the proper weights one can estimate the monthly average number of persons in a specified income range over the 4-month period.

The fifth weight is specific to the interview month. This weight can be used to form person or household estimates that specifically refer to characteristics as of the interview month. For example, one might want to estimate the number of unmarried adults living with an aged parent as of the latest observation. Interview weights can also be used to form estimates referring to the time period including the interview month and 4 previous months. One caution is that characteristics as of the interview date may not reflect that entire month--the persons could move, marry, or die before the end of the month.

The interview weight is also used for estimating a few of the demographic characteristics and other information that appear on the file for the 4-month reference period as a whole, but not for each month, such as race or sex.

None of these weights has been designed to yield the best estimates for a person's or household's status over two or more months, as for example, the number of households existing in October 1983 who experienced a 50 percent increase in income between July and August.

Calendar Month Data and Time Dimensioned Summary Statistics

In tabulating SIPP data for a particular calendar month, one must keep in mind the survey design. Most waves include 4 rotation groups, interviewed in four successive months. Figure 2 is a schematic diagram of the 1984 Panel design.

Months, quarters and years are shown along the top. Each cell shows the wave and rotation groups for which data are collected for each month. Thus, in the first interview, conducted in October 1983, data were collected from Wave 1-Rotation Group 1 households for the months of June, July, August and September.

As successive rotation groups are interviewed, the 4-month reference periods advance by 1 month. Wave 1-Rotation Group 2 households were interviewed in November 1983 for data for July through October.

In deriving calendar month or quarterly estimates from the data files, it is important to know how many rotation groups were interviewed, as less than the full sample may be available. If this is the case, the estimates must be inflated by an appropriate factor.

In some months, a full sample of 4 rotation groups from the same wave will be available. For Wave 1 (see figure 2), data for September 1983 were collected from the full sample. These data consist of month 4 data for Rotation Group 1, month 3 data for Rotation Group 2, month 2 data for Rotation Group 3, and month 1 data for Rotation Group 4. All of these figures (with appropriate weights) must be added together because any one rotation group includes only one-fourth of the SIPP sample.

In deriving quarterly estimates, a full sample consists of data for 4 rotation groups for each of the 3 months in the quarter. This would entail using data from 2 or 3 waves. For example, the fourth quarter of 1983 includes various rotation groups from Waves 1 and 2. Weighted data from all these rotation groups must be added together to form a full sample.

Note, however, that a full sample is not available for the third quarter of 1983. Or for subsequent quarters, the analyst may not want to wait for another wave of data to become available. Procedures to use in deriving estimates based on a partial sample are explained below.

Working With Less Than the Full Sample

Figure 2 also illustrates that for October 1983, data were collected from only three rotation groups of Wave 1. Thus the sample size available is three-fourths that available for September. The preferred way to handle this is to acquire Wave 2 as well, and combine October data for wave 2-Rotation Group 1 with the Wave 1 October data for Rotation Groups 2, 3 and 4.



If a particular application does not require the full sample size, however, one could use only Wave 1 data for October and multiply weighted results by a factor of 1.33 to compensate for having only three-fourths of the sample. This is illustrated in figure 3.

FIGURE 3. Factors for Monthly Data: Wave 1, 1984 Panel

| <u>Month of Interview</u> | <u>Rotation Group</u> | <u>Reference Period</u> | | | | | | | | |
|---------------------------|-----------------------|-------------------------|-----|------|----------------------|------|-----------------------|------|------|------|
| | | <u>Second Quarter</u> | | | <u>Third Quarter</u> | | <u>Fourth Quarter</u> | | | |
| | | Apr. | May | June | July | Aug. | Sept. | Oct. | Nov. | Dec. |
| October | 1 | | X | X | X | X | | | | |
| November | 2 | | | | X | X | X | X | | |
| December | 3 | | | | | X | X | X | X | |
| January | 4 | | | | | | X | X | X | X |

Factors to Compensate for Missing Rotation Groups

4 2 1.33 1 1.33 2 4

To use Wave 1 data for the month of November, double the estimates (which compensates for having only one half of the sample consisting of Rotation Groups 3 and 4), and for December multiply the estimates by 4 (since they are based on a one-fourth sample consisting of rotation group 4 alone). Corresponding factors apply to data for June, July and August (also available in Wave 1) as well, and for these months the factors must be used, as the alternative of picking up the missing rotation groups in another wave does not exist.

A similar approach is applicable to subsequent waves as well. The particular factor to use is determined by the number of rotation groups covered in the time period one is analysing. Factors for Waves 1 and 2 and combined Wave 1 and 2 estimates are given in Table 1 below.




Table 1. Factors to be Applied to Basic Parameters to Obtain Parameters for Specific Reference Periods

Wave 1 Estimates

| | |
|---------------------------|------|
| June 1983, December 1983 | 4.00 |
| July 1983, November 1983 | 2.00 |
| August 1983, October 1983 | 1.33 |
| September 1983 | 1.00 |
| 3rd Quarter 1983 | 1.22 |
| 4th Quarter 1983 | 1.85 |
| July-December 1983 | 1.06 |

Wave 2 Estimates

| | |
|---------------------------------|------|
| October 1983 and March 1984 | 4.00 |
| November 1983 and February 1984 | 2.00 |
| December 1983 and January 1984 | 1.33 |
| 4th Quarter 1983 | 1.85 |
| 1st Quarter 1984 | 1.85 |

Wave 1 and 2 Combined Estimates

| | |
|---------------------------------|------|
| June 1983 and March 1984 | 4.00 |
| July 1983 and February 1984 | 2.00 |
| August 1983 and January 1984 | 1.33 |
| September through December 1983 | 1.00 |
| 3rd Quarter 1983 | 1.22 |
| 4th Quarter 1983 | 1.00 |
| 1st Quarter 1984 | 1.85 |
| July-December 1983 | 1.06 |

Factors must also be applied to quarterly estimates or those for longer periods of time if less than the full sample for any month is available. Thus, in table 1 a factor of 1.22 must be applied to third quarter 1983 estimates, 1.85 to fourth quarter estimates using either Wave 1 or Wave 2, but a factor of 1.00 (i.e., no factor is needed) for fourth quarter 1983 estimates using full sample data from the combined Wave 1 and Wave 2 files.

Caveats for Calendar Month Data

Although it is possible to examine the data on a monthly basis and examine the data in a strictly cross sectional sense, there are qualifications or biases in this type of analysis.

First, no evaluations have been made of responses to income and related variables that are provided on a monthly basis. There may be some biases in this reporting. For example, people may tend to report a rough monthly average for their income over the four month reference period rather than specifically recalling amounts separately for each month. If this were so it would not be possible to analyze real month-to-month changes in income figures.

Second, most data users have been able to work only with annual income figures to this point, using the census, CPS or other surveys which measure income only once during a year. There will be considerable temptation for SIPP users to return to familiar analytical ground by multiplying 4-month income figures by 3 to estimate 12-month income. To do so would ignore seasonal variation in employment and income. A better approach to annual income would be to match together the first several waves and look at actual income experience across 12 months, perhaps comparing the results to the annual income and taxation information reported in Wave 5.

Time-Dimensioned Summary Statistics

An approach to analyzing these data that would reduce the biases just discussed for monthly estimates involves summarizing data across time. In this approach one calculates standard summary statistics such as counts, means, and modes across time as well as across individuals.

For example, instead of calculating the number of persons with incomes over \$3,000 for the month of July, one would calculate the number of persons with a mean monthly income of \$3,000 or more during the 3rd quarter.


This approach is relatively straightforward at the person level. However, at the family or household level, an additional complexity is added. One must first define these groups and identify the changes that occur during the quarter.¹ Then the conditions under which new groups are formed must be defined. Longitudinal concepts of households and families are the subject of a Working Paper, "Toward a Longitudinal Definition of Households" by David McMillen and Roger Herriot, available from the Census Bureau.

Producing Estimates Below the National Level

Census Regions

The total estimate for a region is the sum of the state estimates in that region. However, one of the groups of states, formed for confidentiality reasons, crosses regional boundaries. This group consists of South Dakota

¹ These problems do not arise in Wave 1, as households were defined as of the interview and changes during the reference months were not recorded.



(Midwest Region), Idaho (West Region), New Mexico (West Region), and Wyoming (West Region). To compute the total estimate for the Midwest Region, a factor of .203 should be applied to the above group's total estimate and added to the sum of the other state estimates in the Midwest Region. For the West Region, a factor of .797 should be applied to the above group's total estimate and added to the sum of the other states in the West.

Estimates for regions included in the published SIPP reports reflect the actual region of residence, not the results of proration across the 4-state group. Thus there will be minor discrepancies between published regional totals and estimates derivable from microdata files for the Midwest and West regions.

Estimates from this sample for individual states are subject to vary high variance and are not recommended. The State codes on the file are primarily of use for linking respondent characteristics with appropriate contextual variables (e.g., State-specific welfare criteria) and for tabulating data by user-defined groupings of States.

Producing Estimates for the Metropolitan Population

For 15 states in the SIPP sample, metropolitan or nonmetropolitan residence is identified. (On the rectangular file, use variable H*-METRO, characters 94, 362, 670, and 958. On the relational file, use METRO, character 24 on the household record). Metropolitan residence is defined according to the definition of Metropolitan Statistical Areas as of June 30, 1983. In 21 additional states, where the nonmetropolitan population in the sample was small enough to present a disclosure risk, a fraction of the metropolitan sample was recoded so as to be indistinguishable from nonmetropolitan cases (METRO=2). In these states, therefore, the cases coded as metropolitan (METRO=1) represent only a subsample of that population.

In producing state estimates for a metropolitan characteristic, multiply the individual, family, or household weights by the metropolitan inflation factor for that state, presented in Table 2 below. (This inflation factor compensates for the subsampling of the metropolitan population and is 1.0 for the states with complete identification of the metropolitan population).

In producing regional or national estimates of the metropolitan population it is also necessary to compensate for the fact that no metropolitan subsample is identified within two states (Maine and Iowa) and one state-group (Mississippi-West Virginia). (There were no metropolitan areas sampled in South Dakota-Idaho-New Mexico-Wyoming). Therefore, a different factor for regional and national estimates is in the right-hand column of Table 2 below. The results of regional and national tabulations of the metropolitan population will be biased slightly, although less than one-half of one percent of the metropolitan population is not represented.




Table 2. Metropolitan Subsample Factors

(Multiply these factors times the weight for the person,
family or household)

| | | Factors for use in State or MSA Tabulations | Factors for use in Regional or National Tabs |
|------------------|----------------------|---|--|
| Northeast: | Connecticut | 1.0390 | 1.0432 |
| | Maine | - | - |
| | Massachusetts | 1.0000 | 1.0040 |
| | New Jersey | 1.0000 | 1.0040 |
| | New York | 1.0110 | 1.0150 |
| | Pennsylvania | 1.0025 | 1.0065 |
| | Rhode Island | 1.2549 | 1.2599 |
| Midwest: | Illinois | 1.0232 | 1.0310 |
| | Indiana | 1.0000 | 1.0076 |
| | Iowa | - | - |
| | Kansas | 1.6024 | 1.6146 |
| | Michigan | 1.0000 | 1.0076 |
| | Minnesota | 1.0000 | 1.0076 |
| | Missouri | 1.0611 | 1.0692 |
| | Nebraska | 1.7454 | 1.7587 |
| | Ohio | 1.0134 | 1.0211 |
| | Wisconsin | 1.0700 | 1.0762 |
| South: | Alabama | 1.1441 | 1.1511 |
| | Arkansas | 1.0000 | 1.0061 |
| | Delaware | 1.0000 | 1.0061 |
| | District of Columbia | 1.0000 | 1.0061 |
| | Florida | 1.0333 | 1.0396 |
| | Georgia | 1.0000 | 1.0061 |
| | Kentucky | 1.1124 | 1.1192 |
| | Louisiana | 1.1470 | 1.1540 |
| | Maryland | 1.0000 | 1.0061 |
| | North Carolina | 1.0000 | 1.0061 |
| | Oklahoma | 1.1146 | 1.1214 |
| | South Carolina | 1.1270 | 1.1339 |
| | Tennessee | 1.0000 | 1.0061 |
| | Texas | 1.0192 | 1.0254 |
| | Virginia | 1.0778 | 1.0844 |
| West Va. - Miss. | - | - | |
| West: | Arizona | 1.0870 | 1.0870 |
| | California | 1.0000 | 1.0000 |
| | Colorado | 1.0000 | 1.0000 |
| | Hawaii | 1.0000 | 1.0000 |
| | Oregon | 1.0879 | 1.0879 |
| | Washington | 1.0868 | 1.0868 |

- indicates no metropolitan subsample is shown for the State.

11

12

13

Estimates for the metropolitan population produced from the microdata files will differ from published summary figures for the metropolitan population not only because of the subsampling scheme but also because of differences in the definition of the metropolitan population. Published figures are based on Standard Metropolitan Statistical Areas (SMSA's) defined as of June 30, 1981, consistent with the definition for the 1980 census. The microdata files use the definitions for Metropolitan Statistical Areas (MSA's) as of June 30, 1983. That definitional change resulted in increasing the metropolitan population by 1.4 percent. Eventually, the published figures will also reflect 1983 MSA definitions.

Producing Estimates for the Nonmetropolitan Population

State, regional, and national estimates of the nonmetropolitan population cannot be computed directly, except for the 15 states where the factor in Table 2 is 1.0. In all other states, the cases identified as not in the metropolitan subsample (METRO=2) are a mixture of nonmetropolitan and metropolitan households. Only an indirect method of estimation is available: first compute an estimate for the total population, then subtract the estimate for the metropolitan population.

Codes for Individual MSA's

Codes for certain large individual MSA's are included on the microdata files, such as are State codes, to provide users some flexibility in defining higher level aggregate areas and to allow linking respondent characteristics to available contextual variables. Individual MSA codes are given if the MSA has at least 250,000 inhabitants in sampled counties within the state, and if its identification would not result in the indirect identification of residual metropolitan population less than 250,000. Sample sizes associated with individual MSA's are typically very small.

When creating estimates for particular identified MSA's or CMSA's apply the Table 2 factor to the weights appropriate to the state, as discussed above. For multi-state MSA's, use the factor appropriate to each state part. For example, to tabulate data for the Washington, DC-MD-VA MSA, apply the Virginia factor of 1.0778 to weights for residents of the Virginia part of the MSA; Maryland and DC residents require no modification to the weights (i.e., their factors equal 1.0). This may still not produce reasonable estimates for an individual MSA for three reasons: 1) the sample size is very small; 2) the MSA may be non-self-representing; and 3) certain counties added to MSA's between 1970 and 1983 may not have been included in the 1984 panel.

1
2
3
4
5

Sampling Variability

Data found in SIPP publications or in user tabulations from the SIPP microdata are estimates based on the weighted counts from the survey. These numbers only approximate the far more costly counts that would result from a census of the entire population from which the sample was drawn. There are two types of errors possible in an estimate based on a sample survey: Sampling and non-sampling. We are able to provide estimates of the magnitude of SIPP sampling error, but this is not true of nonsampling error.


Standard Errors and Confidence Intervals

Standard errors indicate the magnitude of the sampling error. They also partially measure the effect of some nonsampling errors in response and enumeration, but do not measure any systematic biases in the data. The standard errors for the most part measure the variations that occurred by chance because a sample was surveyed instead of the entire population.

The sample estimate and its standard error enable one to construct confidence intervals, ranges that would include the average result of all possible samples with a known probability. For example, if all possible samples were selected, each of these being surveyed under essentially the same general conditions and using the same sample design, and if an estimate and its standard error were calculated from each sample, then:

1. Approximately 68 percent of the intervals from one standard error below the estimate to one standard error above the estimate would include the average result of all possible samples.
2. Approximately 90 percent of the intervals from 1.6 standard errors below the estimate to 1.6 standard errors above the estimate would include the average result of all possible samples.
3. Approximately 95 percent of the intervals from two standard errors below the estimate to two standard errors above the estimate would include the average result of all possible samples.

The average estimate derived from all possible samples is or is not contained in any particular computed interval. However, for a particular sample, one can say with a specified confidence that the average estimate derived from all possible samples is included in the confidence interval.



Hypothesis Testing

Standard errors may also be used for hypothesis testing, a procedure for distinguishing between population parameters using sample estimates. The most common types of hypotheses tested are 1) the population parameters are identical versus 2) they are different. Tests may be performed at various levels of significance, where a level of significance is the probability of concluding that the parameters are different when, in fact, they are identical.

To perform the most common test, let X_A and X_B be sample estimates of two parameters of interest. A subsequent section explains how to derive a standard error on the difference $X_A - X_B$. Let that standard error be S_{DIFF} . Compute the ratio $R = (X_A - X_B) / S_{DIFF}$. If this ratio is between -2 and +2, no conclusion about the parameters is justified at the 5 percent significance level. If on the other hand, this ratio is smaller than -2 or larger than +2, the observed difference is significant at the 5 percent level.

In this event, it is a commonly accepted practice to say that the parameters are different. Of course, sometimes this conclusion will be wrong. When the parameters are, in fact, the same, there is a 5 percent chance of concluding that they are different.

Calculating Standard Errors for SIPP

There are two ways for users to compute a standard error for SIPP estimates. One method is to compute variances directly using half-sample and pseudostratum codes. A second method involves calculating generalized standard errors using simple charts and formulas found in published reports or microdata documentation.

Generalized Standard Errors

To derive standard errors that are applicable to a wide variety of statistics and can be prepared at a moderate cost, a number of approximations are required. Most of the SIPP statistics have greater variance than those obtained through a simple random sample because clusters of living quarters are sampled for SIPP.

Two parameters, denoted "a" and "b", have been developed to calculate variances for each type of characteristic. These "a" and "b" parameters, found in table 3, are used in estimating standard errors of survey estimates, and these standard errors are referred to as generalized standard errors.

All statistics do not have the same variance behavior; "a" and "b" parameters were computed for groups of statistics with similar variance behavior. The parameters were computed directly from SIPP 3rd quarter 1983 data.




SIPP 1984 GENERALIZED VARIANCE PARAMETERS FOR
THE WAVE 8 PUBLIC USE FILE

| CHARACTERISTIC | a | b |
|---|------------|--------|
| PERSONS | | |
| Total or White ^{1/} | | |
| 18+ Program Participation and Benefits (2) | | |
| Both Sexes | -0.0001468 | 26,141 |
| Male | -0.0003085 | 26,141 |
| Female | -0.0002800 | 26,141 |
| 16+ Income and Labor Force (3) | | |
| Both Sexes | -0.0000500 | 8,912 |
| Male | -0.0001051 | 8,912 |
| Female | -0.0000955 | 8,912 |
| All Others ^{2/} (4) | | |
| Both Sexes | -0.0001389 | 32,411 |
| Male | -0.0002866 | 32,411 |
| Female | -0.0002691 | 32,411 |
| Black (1) | | |
| Both Sexes | -0.0004270 | 11,990 |
| Male | -0.0009151 | 11,990 |
| Female | -0.0008003 | 11,990 |
| HOUSEHOLDS/Families/Unrelated Individuals | | |
| Total or White | -0.0001274 | 11,013 |
| Black | -0.0008016 | 7,610 |

^{1/}For cross-tabulations, use the parameters of the characteristic with the smaller number within the parentheses.

^{2/}For example, use these parameters for retirement and pension tabulations, 0+ program participation, 0+ benefits, 0+ income, and 0+ labor force tabulations, in addition to any other types of tabulations not specifically covered by another characteristic in this table.



The "a" and "b" parameters may be used to approximate the standard error for estimated numbers and percentages. Because the actual increase in variance was not identical for all statistics within a group, the standard errors computed from these parameters provide an indication of the order of magnitude of the standard error rather than the precise standard error for any specific statistic. That is why we refer to these as generalized standard errors.

Computing Variances Directly

Pseudo half-sample codes and pseudostratum codes (assigned in such a way as to avoid any disclosure risk) are included on the file to enable direct computation of variances by methods such as balanced repeated replications.² This method may be used if the user can not use the generalized standard errors, as in computing the variance of a correlation coefficient between, say, interest income and dividend income. Since a number of statistical software packages provide simple procedures for using half-sample codes, you may consult documentation for your statistical software for further discussion. The Census Bureau, however, does not vouch for the appropriateness or accuracy of such software.

Variances computed directly will vary from variances estimated by the Census Bureau. These differences are a result of the use of artificial stratum codes on the public use file, whereas the Census Bureau has access to the actual stratum identifiers. Actual stratum codes are withheld from the public-use microdata so as to avoid identifying geographic areas so small that they risk disclosure of confidential information.

Even though these are artificial stratum codes, the variance estimates are expected to be similar to those produced by the Bureau using the real stratum codes. This method is involved, may be expensive, and, of course, is available only to users of SIPP microdata, not users of SIPP publications.

Examples Using Generalized Standard Errors

Some examples illustrate the use of "a" and "b" parameters in Table 3 for computing a standard error and the corresponding confidence intervals.

Standard Error of Total

The formula for computing the standard error for a total is:

$$s = \sqrt{ax^2 + bx} \quad (1)$$

²William G. Cochran provides a list of references discussing the application of this technique in Sampling Techniques, 3rd Ed. (New York: John Wiley and Sons, 1977), p. 321.



where "a" and "b" are the parameters associated with the estimate for the particular reference period and x is the weighted estimate.

Based on a tabulation from the SIPP survey data you would find that there were 16,000,000 households with a mean monthly income during the 3rd quarter of 1983 of \$3,000 and over. Suppose you want to develop a 95% confidence interval so you can assess how precise the estimate of 16,000,000 is.

Step 1:

Determine the appropriate "a" and "b" parameters by looking them up in table 3. Since we are dealing with income data for all households the "a" and "b" parameters are -.00007644 and 6766.

Step 2:

Enter these figures in the above formula

$$s = \sqrt{ax^2 + bx}$$

$$= \sqrt{(-.00007644) \times (16,000,000)^2 + (6766 \times 16,000,000)}$$

$$= 297,804.231$$

where 16,000,000 is the estimate, and -.00007644 and 6766 are the "a" and "b" parameters. The resulting standard error (rounded off) is 297,804.

Step 3:

To determine the 95% confidence interval of the estimate, multiply 2 times the standard error, yielding 595,608. The lower bound of the confidence interval is then 16,000,000 minus 595,608 or roughly 15.4 million, and the upper bound is 16,000,000 plus 595,608 or roughly 16.6 million.

Thus we can conclude with 95% confidence that the average estimate derived from all possible samples lies within the interval of 15.4 million to 16.6 million.

The foregoing example assumes you are working with the full SIPP sample, as will normally be the case with SIPP reports and user tabulations. But if you are making a tabulation from SIPP microdata for a reference month for which you do not have data for all rotation groups, you must weight the estimate up by an appropriate factor to compensate for the smaller sample size; you must similarly adjust the estimates of variance.

When you are working with fewer than all 4 rotation groups, the formula becomes

$$s = \sqrt{ax^2 + bx} \cdot \sqrt{f} \quad (2)$$

1
.
.

where the first part of the expression is the same as before, and "f" is a factor compensating for sample size. In other words, when the estimate is weighted up by a factor, the standard error must be multiplied by the square root of the same factor.

The "f" factors for various reference periods are found in table 1 above. The standard error in the above example was 297,804. If we were working with data for July 1983, a month covered by only the first two rotation groups in Wave 1 (see figure 2), our initial estimate using the weights on the microdata file might have been 8,000,000. To compensate for the 2 missing rotation groups, we would apply the factor of 2.0, and thereby double our estimate to 16,000,000. The same factor would enter into the formula in equation (2) to give

$$s = 297,804 \times \sqrt{2.0} = 421,158$$

as the standard error of an estimated 16,000,000 based on 2 rotation groups instead of 4. The confidence interval is then determined in the same way, using this revised standard error.

Wave 1 represents a special case because there are 3 reference months at the start of the survey when the survey did not yet cover all four rotation groups. Only one rotation group has data for June 1983, two for July 1983, and three for August 1983. The first SIPP report included data for the third quarter 1983.

For that period of partial coverage a factor of 1.22 is appropriate, as shown in table 1. If wave 1 data were used to estimate the 4th quarter, the factor would be 1.85. Of course, wave 2 supplies the missing rotation groups for that quarter. If wave 1 and wave 2 files were used together, estimates could be made from the full sample, so that no factor adjustment would be needed. Since the factors associated with the metropolitan area subsample are generally very close to 1.0, the factors may be ignored in calculating variances for metropolitan summaries.

Standard Error of a Percent


Computing the standard error and confidence interval for a percent follows a similar procedure. The formula for the generalized standard error of a percent is:

$$s = \sqrt{\frac{b}{y} p(100-p)} \cdot \sqrt{f} \quad (3)$$

where

y = the base of the percent (use weighted estimate), i.e., the size of the subclass of interest,

p = the percentage of persons, families, or households possessing the characteristic of interest,



b = the larger of the "b" parameters for the numerator and denominator, and,

f = the factor to adjust for missing rotation groups if necessary.

Note that the "a" parameter is not used.

Suppose we find that of the households in Wave 1 who had a mean monthly income of \$3,000 and over in the third quarter of 1983, 8,916,000 (8.6%) were black. To construct a 95% confidence interval, follow the steps shown below.

Step 1:

Examine the "b" parameter in table 3 for both total and black households to determine the larger of the two. In this case the "b" parameter for total households, 6766, is larger.

The "f" factor from table 1 that is applied to the base parameters to adjust for incomplete data is 1.22, applicable to 3rd quarter data.

Step 2:

Entering the values into the formula in equation (3):

$$s = \sqrt{\frac{6766}{8,916,000} (8.6)(100-8.6)} \cdot \sqrt{1.22}$$

provides us with a standard error of 0.85 percent.


Step 3:

Multiplying the standard error by 2 and adding and subtracting this quantity from the estimate of 8.6% provides a 95% confidence interval of 6.9% to 10.3%.

Standard Error of a Difference

The standard error of a difference between two sample estimates is approximately equal to

$$s_{(x-y)} = \sqrt{s_x^2 + s_y^2 - 2rs_x s_y} \quad (4)$$



where s_x and s_y are the standard errors of the estimates x and y . The estimates can be numbers, percents, ratios, etc. The correlation between x and y is denoted by the correlation coefficient r .³ Table 4 presents the correlation coefficients r for comparisons between months and between quarters. For other types of comparisons, assume r equals zero if it is believed that the value of one variable does not give a strong indication of the value of the other variable. If r is really positive then this assumption will lead to overestimates of the true standard error. If r is negative, the result will be an underestimate of the actual standard error.

As an illustration, SIPP estimates show that the number of persons in nonfarm households with mean monthly household cash income over \$4,000 during the third quarter of 1983 who were aged 35-44 years was 5,313,000 and the number of those aged 25-34 years was 4,353,000, an estimated difference of 960,000. Using the Wave 1 parameters $a=-.00003214$, $b=5475$, and $f=1.22$ in equation (2), the standard errors of the estimates for each age group are 185,422 and 168,324 respectively. It is reasonable to assume that these two estimates are not highly correlated. Therefore, the standard error of the estimated difference of 960,000 is

$$\sqrt{(185,422)^2 + (168,324)^2} = 250,428$$

Suppose that it is desired to test the estimated difference at the 95 percent confidence level. The estimated difference divided by the standard error of the difference, $960,000/250,428$, is 3.83. Since this is greater than 2 it is concluded that the difference is significant at the 95 percent confidence level.

Standard Error of a Mean

A mean is defined here to be the average quantity of some item (other than persons, families, or households) per person, family, or household. For example, it could be the average monthly household income of females aged 25 to 34. The standard error of a mean can be approximated by the formula below. Because of the approximations used in developing the formula, an estimate of the standard error of the mean obtained from that formula will generally underestimate the true standard error. The formula used to estimate the standard error of a mean \bar{x} is

$$s_{\bar{x}} = \sqrt{\frac{b}{y} s^2} \cdot \sqrt{f} \quad (5)$$

³The correlation coefficient measures the extent to which the value of one variable gives an indication of the value of another variable. An example of a positive correlation is that between food stamp and AFDC reciprocity. Food stamp and bond income reciprocity are variables possessing a negative correlation. Another example of variables with positive correlation occurs when it is desired to measure the difference in a variable between two months or quarters.

Table 4. Correlations for Monthly and Quarterly Comparisons

| <u>Wave 1 Estimates</u> | Total income, wage income and similar types of income | Program partici- pation income, nonincome, labor force |
|--|--|---|
| Jun-Jul, Nov-Dec 1983 | 0.57 | 0.35 |
| Jul-Aug, Oct-Nov 1983 | 0.65 | 0.41 |
| Aug-Sep, Sep-Oct 1983 | 0.69 | 0.43 |
| Jun-Aug, Oct-Dec 1983 | 0.43 | 0.26 |
| Jul-Sep, Sep-Nov 1983 | 0.53 | 0.32 |
| Aug-Oct 1983 | 0.50 | 0.30 |
| Jun-Sep, Sep-Dec 1983 | 0.35 | 0.20 |
| Jul-Oct, Aug-Nov 1983 | 0.29 | 0.16 |
| Jun-Oct, Jul-Nov, Aug-Dec, Jun-Nov, Jul-Dec, Jun-Dec 1983 | 0.00 | 0.00 |
| 3rd Quarter-4th Quarter 1983 | 0.28 | 0.14 |
| <u>Wave 2 Estimates</u> | | |
| Oct-Nov 1983, Feb-Mar 1984 | 0.57 | 0.35 |
| Nov-Dec 1983, Jan-Feb 1984 | 0.65 | 0.41 |
| Dec 1983-Jan 1984 | 0.60 | 0.50 |
| Oct-Dec 1983, Jan-Mar 1984 | 0.43 | 0.26 |
| Nov 1983-Jan 1984, Dec 1983-Feb 1984 | 0.61 | 0.37 |
| Oct 1983-Jan 1984, Dec 1983-Mar 1984 | 0.40 | 0.23 |
| Nov 1983-Feb 1984 | 0.35 | 0.20 |
| Oct 1983-Feb 1984, Nov 1983-Mar 1984 | 0.00 | 0.00 |
| Oct 1983-Mar 1984 | | |
| 4th Quarter 1983-1st Quarter 1984 | 0.34 | 0.20 |




Table 4--Continued

| <u>Wave 1 and 2 Combined Estimates</u> | Total income, wage income and similar types of income | Program partici- pation income, nonincome, labor force |
|--|--|---|
| Jun-Jul 1983, Feb-Mar 1984 | 0.57 | 0.35 |
| Jul-Aug 1983, Jan-Feb 1984 | 0.65 | 0.41 |
| Aug-Sep 1983, Dec 1983-Jan 1984 | 0.69 | 0.43 |
| Sep-Oct, Oct-Nov, Nov-Dec 1983 | 0.80 | 0.50 |
| Jun-Aug 1983, Jan-Mar 1984 | 0.43 | 0.26 |
| Jul-Sep 1983, Dec 1983-Feb 1984 | 0.53 | 0.32 |
| Aug-Oct 1983, Nov 1983-Jan 1984 | 0.65 | 0.39 |
| Sep-Nov, Oct-Dec 1983 | 0.75 | 0.45 |
| Jun-Sep 1983, Dec 1983-Mar 1984 | 0.35 | 0.20 |
| Jul-Oct 1983, Nov 1983-Feb 1984 | 0.50 | 0.28 |
| Aug-Nov 1983, Oct 1983-Jan 1984 | 0.61 | 0.35 |
| Sep-Dec 1983 | 0.70 | 0.40 |
| Jun-Oct 1983, Nov 1983-Mar 1984 | 0.33 | 0.18 |
| Jul-Nov 1983, Oct 1983-Feb 1984 | 0.46 | 0.25 |
| Aug-Dec 1983, Sep 1983-Jan 1984 | 0.56 | 0.30 |
| Jun-Nov 1983, Oct 1983-Mar 1984 | 0.30 | 0.15 |
| Jul-Dec 1983, Sep 1983-Feb 1984 | 0.42 | 0.21 |
| Aug 1983-Jan 1984 | 0.60 | 0.30 |
| Jun-Dec 1983, Sep 1983-Mar 1984 | 0.28 | 0.13 |
| Jul 1983-Jan 1984, Aug 1983-Feb 1984 | 0.45 | 0.20 |
| Jun 1983-Jan 1984, Aug 1983-Mar 1984 | 0.29 | 0.12 |
| Jul 1983-Feb 1984 | 0.25 | 0.10 |
| Jun 1983-Feb 1984, Jul 1983-Mar 1984 | 0.00 | 0.00 |
| Jun 1983-Mar 1984 | | |
| 3rd Quarter-4th Quarter 1983 | 0.63 | 0.36 |
| 4th Quarter 1983-1st Quarter 1984 | 0.51 | 0.29 |
| 1st Quarter 1983-1st Quarter 1984 | 0.39 | 0.18 |

1
2
3
4
5
6
7
8
9
10
11
12
13
14
15
16
17
18
19
20
21
22
23
24
25
26
27
28
29
30
31
32
33
34
35
36
37
38
39
40
41
42
43
44
45
46
47
48
49
50
51
52
53
54
55
56
57
58
59
60
61
62
63
64
65
66
67
68
69
70
71
72
73
74
75
76
77
78
79
80
81
82
83
84
85
86
87
88
89
90
91
92
93
94
95
96
97
98
99
100

where y is the size of the base, s^2 is the estimated variance of x , b is the parameter associated with the particular type of item, and f is the adjustment factor.

The estimated population variance, s^2 , is given by formula (6):

$$s^2 = \frac{\sum_{i=1}^n w_i x_i^2}{\sum_{i=1}^n w_i} - \bar{x}^2 \quad (6)$$

where there are n persons with the item of interest; w_i is the final weight for person i ; and x_i is the value of the estimate for person i .

If the calculation of s^2 using formula (6) is too cumbersome, then formula (7) may be used instead:

$$s^2 = \sum_{i=1}^c p_i x_i^2 - \bar{x}^2 \quad (7)$$

where each person (or other unit of analysis) is in one of c groups (e.g., income categories within an income distribution); the p_i 's are the estimated proportions of responses within each group; the x_i 's are the midpoints of each group. If group c is open-ended, i.e., no upper interval boundary exists, then an approximate average value is

$$x_c = \frac{3}{2} Z_{c-1} \quad (8)$$

where Z_{c-1} is the lower boundary of the group (e.g., \$75,000 in the category \$75,000 or more). If an open-ended group c does exist, the approximation could easily be had. To reduce this danger, create data categories so as to keep c and Z_{c-1} large. This could be done by creating more categories, e.g., more income groups.

Standard Error of a Mean Number of Persons with Characteristic Per Family or Household

Mean values for persons in families or households may be calculated as the ratio of two numbers. The denominator, y , represents a count of families or households of a certain class, and the numerator, x , represents a count of persons with the characteristic under consideration who are members of these families or households. For example, the mean number of children per family with children is calculated as

$$\frac{x}{y} = \frac{\text{total number of children in families}}{\text{total number of families with children}}$$

For means of this kind, the standard error is approximated by the following formula:

$$s\left(\frac{x}{y}\right) = \sqrt{\left(\frac{x}{y}\right)^2 \left[\left(\frac{s_y}{y}\right)^2 + \left(\frac{s_x}{x}\right)^2 - 2r \left(\frac{s_x}{x}\right)\left(\frac{s_y}{y}\right) \right]} \quad (9)$$

The standard error of the estimated number of families or households is s_y , and the standard error of the estimated number of persons with the characteristic is s_x . In the formula, r represents the correlation coefficient between the numerator and the denominator of the estimate. If at least one member of each family or household in the class possesses the characteristic of interest, then use 0.7 as an estimate of r . If, on the other hand, it is possible that no member of a family or household has the characteristic, then use $r = 0$. In the example, you would use $r = 0.7$ for the average number of persons per family, but $r = 0$ for the average number of teenagers per family.

Standard Error of a Median

To compute a median, first group the units of interest (e.g., persons) into cells by the value of the statistic under consideration (e.g., single years of age). Then form a cumulative density for the cells (e.g., by cumulatively adding the proportion of persons of each age). Identify the first cell with cumulative density greater than 0.5. Use interpolation to find the value of the characteristic that corresponds to cumulative density 0.5. That value is the estimated median. Different methods of interpolation may be used. The most common are simple linear interpolation and pareto interpolation. No universal rules exist on which method to use. The best procedure is to define the cells (e.g., income intervals) to be so small that the method of interpolation does not matter.


The sampling variability of an estimated median depends upon the form of the distribution as well as the size of its base or class. Given that the data were grouped into intervals (e.g., income intervals), then the standard error of a median is given by

$$\frac{\sqrt{EN} (A_2 - A_1)}{2(N_2 - N_1)} = \frac{\sqrt{EN} M}{2F} \quad (10)$$

or

$$\frac{\sqrt{EN} \ln(A_2/A_1)}{\sqrt{N} \ln[(N-N_1)/(N-N_2)]} \quad (11)$$

depending on whether the linear (10) or the Pareto (11) interpolation was used for estimating the median, where



- M = the estimated median
 A_1 and A_2 = the lower and upper boundaries of the interval in which the median falls,
 W = $A_2 - A_1$, the width of the interval in which the median falls,
 N_1 and N_2 = the number of units with the characteristic (e.g., income) less than A_1 and A_2 , respectively,
 F = $N_2 - N_1$, the number of units in the interval in which the median lies,
 N = the total number of units in the frequency distribution,
 b = the appropriate value of the parameter "b".

The following example illustrates the computation of the standard error of a median using linear interpolation. SIPP estimates from the report, "Economic Characteristics of Households in the United States: Third Quarter 1983," Series P-70, No. 1, table 1, show that the estimated median of the average monthly household cash income of females in the third quarter of 1983 was \$1,841 and $N = 115,848,000$. The appropriate "b" parameter from table 3 of this chapter is 19,911, which must be multiplied by the 3rd quarter factor of 1.22, yielding 24,291. We used the interval defined by $A_1 = \$1,600$, $A_2 = \$1,999$, $N_1 = 50,084,000$, and $N_2 = 62,087,000$. So $W = \$399$ and $F = 12,003,000$. Using the formula in equation (10) above the approximate standard error is

$$\sqrt{\frac{(24,291)(115,848,000)(\$399)}{2(12,003,000)}} = \$27.88 \quad (12)$$

Thus, rounding to \$28, the 68 percent confidence interval of the median is from \$1,813 to \$1,869, and the 95 percent confidence interval is from \$1,785 to \$1,897.⁴

⁴The standard error of \$27.88 computed here differs from the standard error of the median found in the report referenced in the text. Since publication of the report, new parameters in table 3 of this chapter were developed based entirely on SIPP data. These parameters, given in this chapter, are to be used in place of those given in the Source and Reliability sections of that report or the Wave 1 Technical Documentation.

1

2

3

4

Standard Errors of Ratios of Means or Medians

In this section, the correlation between the numerator and denominator, r , is assumed to be zero. So, the standard error for a ratio of means or medians is approximated by this formula:

$$s\left(\frac{x}{y}\right) = \sqrt{\left(\frac{x}{y}\right)^2 \left[\left(\frac{s_y}{y}\right)^2 + \left(\frac{s_x}{x}\right)^2 \right]} \quad (13)$$

The standard errors of the two means or medians are s_x and s_y . If r is actually positive (negative), then this procedure will provide an overestimate (underestimate) of the standard error for the ratio of means and medians.

Nonsampling Error

In addition to sampling error, discussed above, nonsampling errors are also present in SIPP data. Nonsampling errors can be attributed to many sources.

Undercoverage

Some housing units may have been missed in the listing operation prior to sampling; sometimes persons are missed within a sampled household. Past studies of censuses and household surveys have shown that undercoverage varies by age, race, and residence. Ratio estimation to independent age-sex-race population controls partially corrects for the bias due to survey undercoverage. However, biases exist in those estimates insofar as the characteristics of missed persons differ from those of respondents in each age-sex-race group. Further, the independent population controls have not been adjusted for undercoverage in the decennial census. Undercoverage in SIPP relative to the independent controls is about 7 percent for both Wave 1 and Wave 2. The undercoverage rate is likely to increase in subsequent waves due to lack of complete coverage of immigrants, institutional discharges, and movers from military barracks.

Respondent and Enumerator Error

Persons may have misinterpreted certain questions, or there may be an inability or unwillingness to provide the correct information. One source of such inability arises when one household member responds for other members. In another, a number of evaluation programs from the decennial census have suggested that some persons tend to underreport their income. Or, there may be a problem in recalling information, though the shorter reference period employed in SIPP should reduce this problem. The greater detail in SIPP questions and the training of interviewers should help prompt more complete income reporting than in other surveys.

Processing Error

Errors may have been introduced in the handling of the questionnaires by the Census Bureau. The coding of write-in entries for occupation, for instance, is subject to a certain level of mistakes.

Nonresponse

Nonresponse to particular questions in the survey also allow for the introduction of bias into the data, since the characteristics of nonrespondents may differ from those of respondents.

The initial evaluation of the quality of the data from SIPP show improvements in the accuracy and completeness of the data on income and program participation over that obtained from March CPS. For the third quarter of 1983, SIPP nonresponse rates ranged from a low of about 3 percent for questions about Aid to Families with Dependent Children and food stamp allotments, to about 13 percent for those concerning self-employment income. These rates contrast sharply with the higher nonresponse rates from the March CPS. The rates for CPS range from a low of 9 percent for food stamp allotments to 24 percent for self-employment income.


The reasons attributed to the improvement in the measurement of income are SIPP's shorter recall period, and more emphasis in SIPP on complete and accurate reporting of income data. For example, in determining assets respondents are asked about type of ownership (whether jointly held) as well as value. Respondents are called back when information is incomplete.

The nonresponse rate for monthly wage and salary income overall averaged about 6.2 percent for the initial SIPP interviews. However, proxy responses caused significantly higher nonresponse rates for some of the key items.

The nonresponse rate for self-respondents, which accounted for 64 percent of the total, was 4.6 percent, while the rate for proxy respondents was 9.0 percent.

Noninterview rates for the first two waves of SIPP are 4.8 percent for Wave 1 and 9.4 percent for Wave 1 and Wave 2 combined. Most of these cases (77 percent) were refusals, but other cases included "no one at home" and "temporarily absent". These rates are an improvement on the rates experienced in the Income Survey Development Program (ISDP), a predecessor to SIPP, and are comparable with rates obtained in CPS. Since SIPP does not replenish a panel in the same manner as CPS, the SIPP noninterview rate will climb considerably above the monthly CPS rate. The Bureau has used complex techniques to adjust the weights for nonresponse, but the success of these techniques in avoiding bias is unknown.

Data quality issues in SIPP are also discussed in "Economic Characteristics of Households in the United States: Fourth Quarter 1983," Series P-70-83-4, Appendix D. This appendix contains comparisons of nonresponse in SIPP and the



March 1984 CPS, as well as comparisons of estimates derived from SIPP with independent estimates for several income types.

Imputation


There are almost no missing data on SIPP microdata files. Nonresponse by an entire household is dealt with in the weighting procedures. That is, noninterviewed households are given zero weights and interviewed households are weighted up to compensate. When an individual within the household refuses the interview or when a response to an individual question is missing, beginning with Wave 2, census computers make imputations for the missing data. For Wave 1, nonresponse to an entire questionnaire by an individual caused the household to receive a zero weight. If the person answered a certain minimum group of questions in Wave 1, the responses to the other items were imputed. Imputations involve the replacement of missing data after Wave 1 with a corresponding value from a housing unit or person having certain other characteristics in common with the unit or person in question.

In general this imputation procedure enhances the usefulness of the data. It simplifies processing for the microdata user by eliminating "not reported" categories. Imputation also enhances the accuracy of the data on targeted characteristics. By imputing a missing characteristic with that of someone similar in other key aspects, the user can work with a more complete data set. When an imputed characteristic is aggregated over a sizable number of persons, deviations from actual (unknown) values tend to even out. Using imputed values also yields more accuracy than substituting the mean for missing data, since the mean would be based on persons perhaps substantially different from those with the missing items. On the other hand, use of imputed values can harm the accuracy of characteristics that were not targeted. The targeted characteristics concern socioeconomic stratum.

Inclusion of Imputation Flags

If the characteristics of nonrespondents are systematically different from the characteristics of respondents, as may well be the case for income variables, then it is possible that the imputation system masks certain biases due to nonresponse. For this reason the SIPP microdata files include flags for many data items which allow the user to discriminate between those responses which were actually reported and those entries which were supplied through imputations. These flags, or imputation indicators, appear at the end of the household, person and income records in the SIPP relational microdata file, and at the end of appropriate sections within the records of the rectangular file, generally corresponding one-for-one with specific data items.

In the example in figure 4, the data item for earned income received from a particular job in a particular month is shown on the top half. A sample value of 2000 is illustrated, i.e., \$2000 of income last month. Its corresponding imputation flag is shown on the bottom half. Note that the description of the imputation flag is shown on the bottom half.



tation flag cites the field name for the corresponding item, WS1-2032. The sample value of 1 in the imputation flag indicates that the original respondent failed to answer the corresponding question, or the entry supplied was unusable for some reason, and that therefore the information in the data item above was imputed from that of another person.

In examining only the income amounts, one would not know that the \$2000 was imputed rather than actually reported by the individual. Only by cross-tabulating income by imputation status can one recognize an imputed income.

FIGURE 4. Illustration of an Imputation Flag
Data Dictionary

Sample Values

(Wage and Salary Record)

Sample Data Item

| | | | |
|--|---|------|--------|
| D WS1-2032 | 5 | 3293 | \$2000 |
| What was the total amount of pay that ... received before deductions on this job last month (month, 4). Range = -9,33332. | | | |
| U Persons 15 years old and older | | | |
| V -9. Not in universe | | | |
| 0. None | | | |

Corresponding Imputation Flag


| | | | |
|------------------------------|---|------|---|
| D WS1CAL01 | 1 | 3321 | 1 |
| Field 'WS1-2032' was imputed | | | |
| V 0 .No imputed input | | | |
| 1 .Imputed input | | | |

Editing

There are also a number of demographic characteristics from the control card which should not require imputation, but may need to be edited for consistency with other information from the household. In these cases there are no imputation flags, but the file includes both the edited value and the value prior to computer editing, referred to as preedited or unedited. These items are identified by a "U" at the start of the 8-character mnemonic identifying variables in the data dictionary. To detect whether a particular edit had any impact on the data, compare a given data item with its preedited or unedited counterpart.

Uses of Imputation Flags

Although the Bureau could theoretically evaluate the above-cited sources of error--undercoverage, respondent and enumerator error, processing error and nonresponse--it does not do so for SIPP. Thus it is not possible to provide adjustment factors which could somehow be used to "correct" data. On the other hand, the user of the microdata files can study the impact of imputations made for nonresponse.



An analyst can use imputation flags or unedited items in several different ways. First, by computing the rate of imputation one can evaluate the quality of certain data items. For instance, one could find out whether persons receiving aid from the government are less likely to report their other sources of income than persons not participating in such programs.

Imputation flags allow characteristics of nonrespondents to be studied. Do nonrespondents tend to be younger or older, for example, than the rest of the population?

One can exclude imputed data from crosstabulations that might be sensitive to the imputation process. For instance, in comparing the earnings of doctors and dentists, high imputation rates might make the tabulations questionable, since missing income on a doctor's or dentist's record would be imputed from a pool of possible donors which includes a much broader range of professional occupations. Thus, to make sure you are comparing only doctor's incomes with dentist's incomes, it would be appropriate to exclude all cases with either occupation or income imputed.

1
2
3
4
5
6
7
8
9
10
11
12
13
14
15
16
17
18
19
20
21
22
23
24
25
26
27
28
29
30
31
32
33
34
35
36
37
38
39
40
41
42
43
44
45
46
47
48
49
50
51
52
53
54
55
56
57
58
59
60
61
62
63
64
65
66
67
68
69
70
71
72
73
74
75
76
77
78
79
80
81
82
83
84
85
86
87
88
89
90
91
92
93
94
95
96
97
98
99
100

1
2
3
4
5
6
7
8
9
10
11
12
13
14
15
16
17
18
19
20
21
22
23
24
25
26
27
28
29
30
31
32
33
34
35
36
37
38
39
40
41
42
43
44
45
46
47
48
49
50
51
52
53
54
55
56
57
58
59
60
61
62
63
64
65
66
67
68
69
70
71
72
73
74
75
76
77
78
79
80
81
82
83
84
85
86
87
88
89
90
91
92
93
94
95
96
97
98
99
100

See the attached listing for a description of the available products from the Survey of Income and Program Participation (SIPP). Please note that Working Paper 8401 was revised in December 1985 to account for program additions and changes which took place in 1985. If you want to receive any of these products, put a check by the appropriate number and mail to:

Daniel Kasprzyk, Special Assistant
Population Division, Room 2025-3
Bureau of the Census
Washington, D.C. 20233

SIPP Working Papers

| <u>1984</u> | <u>1985</u> | <u>1986</u> |
|---|-------------|------------------------|
| _____ 8401 (Update No. 1, revised 12/85) | _____ 8501 | _____ 8601 |
| _____ 8402 | _____ 8502 | _____ 8602 |
| _____ 8403 | _____ 8503 | _____ 8603 Forthcoming |
| _____ 8404 | _____ 8504 | _____ 8604 |
| _____ 8405 | _____ 8505 | _____ 8605 Forthcoming |
| _____ 8406 | _____ 8506 | _____ 8606 Forthcoming |
| _____ 8407 | _____ 8507 | _____ 8607 |

Compilations of ASA Papers

_____ 1984
_____ 1985

_____ Journal of Economic & Social Measurement

Current Population Reports, Series P-70

"Economic Characteristics of Households in the United States"

_____ P-70, No. 1
_____ P-70-83-4
_____ P-70, No. 3
_____ P-70, No. 4
_____ P-70, No. 5

I would like to be taken off the mailing list

I would like to be notified when new products on the Survey of Income and Program Participation (SIPP) become available.

NAME: _____

ADDRESS: _____


AFFILIATION: _____

1
2
3
4
5
6
7
8
9
10
11
12
13
14
15
16
17
18
19
20
21
22
23
24
25
26
27
28
29
30
31
32
33
34
35
36
37
38
39
40
41
42
43
44
45
46
47
48
49
50
51
52
53
54
55
56
57
58
59
60
61
62
63
64
65
66
67
68
69
70
71
72
73
74
75
76
77
78
79
80
81
82
83
84
85
86
87
88
89
90
91
92
93
94
95
96
97
98
99
100

1
2
3
4
5
6
7
8
9
10
11
12
13
14
15
16
17
18
19
20
21
22
23
24
25
26
27
28
29
30
31
32
33
34
35
36
37
38
39
40
41
42
43
44
45
46
47
48
49
50
51
52
53
54
55
56
57
58
59
60
61
62
63
64
65
66
67
68
69
70
71
72
73
74
75
76
77
78
79
80
81
82
83
84
85
86
87
88
89
90
91
92
93
94
95
96
97
98
99
100

SIPP WORKING PAPERS - 1984


- 8401 - (Update No. 1, Revised 12/85) "An Overview of the Survey of Income and Program Participation," by D. Nelson, D. B. McMillen, and D. Kasprzyk.
- 8402 - "Toward a Longitudinal Definition of Households," by D. B. McMillen and R. A. Herriot.
- 8403 - "Papers Presented at the Survey of Income and Program Participation, Session I, at the annual meeting of the American Statistical Association in Philadelphia, Pa., August 13-16, 1984." The papers presented include:
- a. "An Analysis of Turnover in the Food Stamp Program," by T. Carr and I. Lubitz, Mathematica Policy Research, Inc.
 - b. "The Measurement of Household Wealth in SIPP," by E. J. Lamas and J. M. McNeil, Census.
 - c. "The Wealth and Income of Aged Households," by D. P. Radner, Social Security Administration.
- 8404 - "Papers Presented at the Survey of Income and Program Participation, Session II, at the annual meeting of the American Statistical Association in Philadelphia, Pa., August 13-16, 1984." The papers given include:
- a. "Toward a Longitudinal Definition of Households," by D. B. McMillen and R. A. Herriot.
 - b. "Lifetime Work Experience and Its Effect on Earnings," by J. M. McNeil, Census, and J. T. Salvo, New York City Department of Planning.
 - c. "Panel Surveys as a Source of Migration Data," by D. Dahmann, Census.
 - d. "SIPP and CPS Labor Force Concepts: A Comparison," by P. M. Ryscavage, Census.
 - e. "Matching Economic Data to the Survey of Income and Program Participation: A Pilot Study," by S. Haber, George Washington University, and P. Ryscavage, D. Sater, and Y. Valdisera, Census.
- ~~8405 - "The Survey of Income and Program Participation," by R. A. Herriot and D. Kasprzyk, Census.~~



- 8406 - "Papers Presented at the Survey of Income and Program Participation, Session III, at the annual meeting of the American Statistical Association in Philadelphia, Pa., August 13-16, 1984." The papers given include:
- a. "Obtaining a Cross-Sectional Estimate From a Longitudinal Survey: Experiences of the ISDP," by H. Huang, Census.
 - b. "Weighting of Persons for SIPP Longitudinal Tabulations," by D. Judkins, D. Hubble, J. Dorsch, D. B. McMillan, and L. Ernst, Census.
 - c. "Longitudinal Family and Household Estimation in SIPP," by L. Ernst, D. Hubble, and D. Judkins, Census.
 - d. "Early Indications of Item Nonresponse in SIPP," by J. Coder and A. Feldman, Census.
- 8407 - "Papers Presented at the Survey of Income and Program Participation, Session IV, at the annual meeting of the American Statistical Association in Philadelphia, Pa., August 13-16, 1984." The papers given include:
- a. "Month-to-Month Income Reciprocity Changes in the ISDP," by J. C. Moore and D. Kasprzyk, Census.
 - b. "Findings From the Student Follow-Up Investigation of the 1979 ISDP," by A. M. Roman and D. Y. O'Brien, Census.
 - c. "The ISDP 1979 Research Panel as a Methodological Survey: Implications for Substantive Analysis," by R. A. Kulka, Research Triangle Institute.
 - d. "Some Data Collection Issues for Panel Survey with Application to SIPP," by A. Jean and E. K. McArthur, Census.
 - e. "Managing the Data From the 1979 ISDP," by P. Doyle and C. Citro, Mathematica Policy Research, Inc.

SIPP WORKING PAPERS - 1985

- 8501 - "The Survey of Income and Program Participation: Uses and Applications," by K. S. Short, Census.
- 8502 - "Applications of a Matched File Linking the Bureau of the Census Survey of Income and Program Participation and Economic Data," by S. Haber, George Washington University.
- 8503 - "Using the Survey of Income and Program Participation for Research on the Older Population," by D. B. McMillen, C. M. Taeuber, and J. Marks, Census.
- 8504 - "Summary of the Content of the 1984 Panel of the Survey of Income and Program Participation," by D. T. Frankel, Census.
- 8505 - "Enhancing Data From the Survey of Income and Program Participation With Data From Economic Censuses and Surveys," by D. K. Sater, Census.
- 8506 - "Methodologies for Imputing Longitudinal Survey Items," by V. Huggins, L. Weidman, and M. E. Samuhel, Census.
- 8507 - "New Household Survey and the CPS: A Look at Labor Force Differences," by P. M. Ryscavage, Census, and J. E. Bregger, Bureau of Labor Statistics.



SIPP WORKING PAPERS - 1986

- 8601 - "Some Aspects of SIPP," by Roger Herriot and Daniel Kasprzyk, Census.
- 8602 - "Nonsampling Error Issues in the SIPP," by Graham Kalton, University of Michigan, David McMillen, and Daniel Kasprzyk, Census.
- 8603 - "An Investigation of Model-Based Imputation Procedures Using Data from the Income Survey Development Program," by Vicki J. Huggins and Lynn Weidman, Census. (FORTHCOMING)
- 8604 - "Food Stamp Participation: A Comparison of SIPP with Administrative Records," by Steve Carlson and Robert Dalrymple, Food and Nutrition Services.
- 8605 - "SIPP Longitudinal Household Estimation for the Proposed Longitudinal Definition," by Lawrence R. Ernst, Census (FORTHCOMING)
- 8606 - "A Comparison of Seven Imputation Procedures for the 1979 Panel of the Income Survey Development Program," by Vicki J. Huggins, Census (FORTHCOMING)
- 8607 - "An Investigation of the Imputation of Monthly Earnings for the Survey of Income and Program Participation Using Regression Models," by Vicki J. Huggins and Lynn Weidman, Census

COMPILATIONS OF ASA PAPERS FOR 1984 AND 1985

In August 1984, five sessions concerning SIPP were included in the Annual meeting of the American Statistical Association in Philadelphia, PA. The papers presented in these sessions have been consolidated in: "Survey of Income and Program Participation and Related Longitudinal Surveys: 1984."

This volume not only includes the final version of some of the papers offered in the SIPP Working Paper Series, Nos. 8402-8407, but also includes papers that were unavailable at the time the working papers were released, and papers from the discussants at the meeting. These papers include:

"An Analysis of Turnover in the Food Stamp Program," written by T. Carr and I. Lubitz, Mathematica Policy Research, Inc.

"Using Subjective Assessments of Income to Estimate Family Equivalences Scales: A Report on Work in Progress," written by D. Vaughan, Social Security Administration.

"Longitudinal Item Imputation in a Complex Survey," written by M. E. Samuël and V. Huggins, Census.

"The German Socio-Economic Panel," written by Ute Hanefeld, Deutsches Institut für Wirtschaftsforschung.

"Household Market and Nonmarket Activities--The First Year of a Swedish Panel Study," written by N. Anders Klevmarck, University of Göteborg, Sweden.

"The Australian National Longitudinal Survey," written by Ian McRae, Bureau of Labour Market Research, Australia.

In August 1985, two sessions concerning SIPP were included in the ASA meeting held in Las Vegas, Nevada. The papers are consolidated in "Survey of Income and Program Participation: 1985."

These papers are included:

"Item Nonresponse in the Survey of Income and Program Participation," written by D. B. McMillen and D. Kasprzyk, Census.

"Characteristics of Sample Attrition in the Survey of Income and Program Participation," written by E. McArthur and K. S. Short, Census.

"Compensating for Wave Nonresponse in the 1979 ISDP Research Panel," written by G. Kalton, J. Lepkowski, and Ting-Kwong Lin, University of Michigan.

"Alternative Definitions of Longitudinal Households in the Income Survey Development Program: Implications for Annual Statistics," written by C. F. Citro, Census.

COMPILATIONS OF ASA PAPERS
FOR 1984 AND 1985

Page 2

"Do We Learn From the Past Experience When Constructing Complex Data?," written by P. Doyle, Mathematica Policy Research, Inc.

"Operationalizing the Poverty Line in a Survey Using Subannual Reference Periods," written by D. Vaughan, Social Security Administration.

"Short Term Change in Household and Family Structure," written by H. Koo, Research Triangle Institute.

"Characteristics of Program Participants: Some Early Evidence From SIPP," written by D. B. McMillen, Census.

"An Exploration of the Applicability of Hazards Models in Analyzing the Survey of Income and Program Participation: Labor Force Transitions," written by K. S. Short and K. Woodrow, Census.


"Gross Changes in Income Reciprocity from the Survey of Income and Program Participation," written by D. Burkhead and J. Coder, Census.

"Designing a Data Center for SIPP: An Observatory for the Social Sciences," written by M. David, University of Wisconsin.

Discussants:

John Czajka, Mathematica Policy Research

Robert Teitel, Teitel Data Systems



Current Population Reports, Household Economic Studies, Series P-70--
"Economic Characteristics of Households in the United States"

Third Quarter 1983 (P-70, No. 1)


Fourth Quarter 1983 (P-70-83-4)

First Quarter 1984 (P-70, No. 3)

Second Quarter 1984 (P-70, No. 4)

Third Quarter 1984 (P-70, No. 5)

(These reports contain average monthly data from the SIPP.)



JOURNAL OF ECONOMIC AND SOCIAL MEASUREMENT


Volume 13, Numbers 3 and 4, 1985

Contents

Special Issue: Survey of Income and Program Participation

Guest Editor: Martin David

| | |
|---|-----|
| MARTIN DAVID Introduction: The Design and Development of SIPP | 215 |
| Demographic Dynamics | |
| HAROLD W. WATTS The Scientific Potential of SIPP for Analysis of Living Arrangements for Families and Households | 225 |
| THOMAS J. ESPENSHADE and DOUGLAS A. WOLF SIPP Data on Marriage, Separation, Divorce, and Remarriage: Problems, Opportunities, and Recommendations | 229 |
| GREG J. DUNCAN A Framework for Tracking Family Relationships Over Time | 237 |
| Major Social Issues | |
| REYNOLDS FARLEY Understanding Racial Differences and Trends: How SIPP Can Assist | 245 |
| CAROLYN SHAW BELL SIPP and the Female Condition | 263 |
| MARY JO BANE and JAMES WELSH SIPP's Potential Contributions to Policy Research on Children | 273 |
| Enhancing Data on Human Capital | |
| GARY S. FIELDS and GEORGE H. JAKUBSON Labor Market Analysis Using SIPP | 281 |
| TIMOTHY M. SMEEDING The Scientific Potential of SIPP: Its Content and Methods Regarding Fringe Benefits, Noncash Income, and the Value of Government Services | 287 |
| GAIL R. WILENSKY SIPP and Health Care Issues | 295 |
| MICHAEL R. OLNECK Critique of Questions Pertaining to Education in SIPP | 299 |



Improving the Design of SIPP**MARTIN DAVID**

The Distribution of Income in the United States: Implications for the Design of the SIPP Panel 305

GRAHAM KALTON and JAMES LEPKOWSKI

Following Rules in SIPP 319

SHELDON E. HABER

A Perspective on Linking SIPP to Administrative and Statistical Records 321

JAMES D. SMITH

A Little SIPP: Old Wine in New Bottles—Let's Recask It 343

Analysis of Families Over Time**DAVID BYRON McMILLEN and ROGER HERRIOT**

Toward a Longitudinal Definition of Households 349

GREG J. DUNCAN and MARTHA S. HILL

Conceptions of Longitudinal Households: Fatile or Fatile? 361


MARTIN DAVID, RICHARD C. ROCKWELL, ALICE ROBBIN, and FRANKLIN W. MONFORT

Summary of the SIPP Conference and Recommendations of the Conference 377

MARTIN DAVID, ALICE ROBBIN, and RICHARD C. ROCKWELL

Summary and Recommendations: Second SSRC Symposium on the Scientific and Research Potential of SIPP—June 25-29, 1965 385

Participants in the Symposium on the Scientific Potential of SIPP: Critiques of Its Contents and Methods. Brookings Institution, Washington, D.C., November 11-12, 1964 393



APPENDIX B GLOSSARY OF SELECTED TERMS

Population coverage. The estimates are restricted to the civilian noninstitutional population of the 50 States and members of the Armed Forces living off post or with their families on post.

Farm-nonfarm residence. The farm population refers to rural residents living on farms. Under this definition, a farm is any place in rural territory from which sales of crops, livestock, and other agricultural products amounted to \$1,000 or more during the previous 12-month period.

Householder. Survey procedures call for listing first the person (or one of the persons) in whose name the home is owned or rented. If the house is owned jointly by a married couple, either the husband or the wife may be listed first, thereby becoming the reference person, or householder, to whom the relationship of the other household members is recorded. One person in each household is designated as the "householder." The number of householders, therefore, is equal to the number of households.

Household. A household consists of all persons who occupy a housing unit. A house, an apartment or other group of rooms, or a single room is regarded as a housing unit when it is occupied or intended for occupancy as separate living quarters; that is, when the occupants do not live and eat with any other persons in the structure and there is either (1) direct access from the outside or through a common hall or (2) a kitchen or cooking equipment for the exclusive use of the occupants.


A household includes the related family members and all the unrelated persons, if any, such as lodgers, foster children, wards, or employees who share the housing unit. A person living alone in a housing unit or a group of unrelated persons sharing a housing unit as partners is also counted as a household. The count of households excludes group quarters. Examples of group quarters include rooming and boarding houses, college dormitories, and convents and monasteries.

Family. A family is a group of two or more persons (one of whom is the householder) related by birth, marriage, or adoption and residing together; all such persons (including related subfamily members) are considered members of one family.

Family household. A family household is a household maintained by a family; any unrelated persons (unrelated subfamily members and/or secondary individuals) who may be residing there are included. The number of family households is equal to the number of families. The count of family household members differs from the count of family members, however, in that the family household members include all persons living in the household, whereas family members include only the householder and his/her relatives.

Nonfamily household. A nonfamily household is a household maintained by a person living alone or with nonrelatives only.

Race. The population is divided into groups on the basis of race: White; Black; American Indian, Eskimo, or Aleut; Asian or Pacific Islander; and "other races."



Persons of Spanish origin. Persons of Spanish origin were determined on the basis of a question that asked for self-identification of the person's origin or descent. Respondents were asked to select their origin (or the origin of some other household member) from a "flash card" listing ethnic origins. Persons of Spanish origin, in particular, were those who indicated that their origin was Mexican, Puerto Rican, Cuban, Central or South American, or some other Spanish origin. It should be noted that persons of Spanish origin may be of any race.

Work disability. Persons were classified as having a work disability if they were identified by the respondent as having a physical, mental, or other health condition that limits the kind or amount of work they can do.

Monthly income. The monthly income estimates for households are based on the sum of the monthly income received by each household member age 15 years old or over.


Cash income includes all income received from any of the sources listed in Appendix B-1. Rebates, refunds, loans, and capital gain or loss amounts from the sale of assets, and interhousehold transfers of cash such as allowances are not included. Accrued interest on Individual Retirement Accounts, KEOUGH retirement plans, and U.S. Savings bonds are also excluded. This definition differs somewhat from that used in the annual income reports based on the March CPS income supplement questionnaire. These data, published in the Consumer Income Series, P-60, are based only on income received in a regular or periodic manner and, therefore, exclude lump-sum or one-time payments such as inheritances and insurance settlements. The March CPS income definition, however, does exclude the same income sources excluded by SIPP.

The income amounts represent amounts actually received during the month, before deductions for income and payroll taxes, union dues, Part B Medicare premiums, etc.

The SIPP income definition includes three types of earnings: wages and salary, nonfarm self-employment, and farm self-employment. The definition of nonfarm self-employment and farm self-employment is not based on the net difference between gross receipts or sales and operating expenses, depreciation, etc. The monthly amounts for these income types are based on the salary or other income received from the business by the owner of the business or farm during the 4-month reference period.

The Bureau of Labor Statistics publishes quarterly averages for an earnings concept called "usual weekly earnings" for employed wage and salary workers. The concept differs from the SIPP earnings concept since it is based on usual, not actual earnings, excludes the self-employed, and excludes earnings from secondary jobs.

While the income amounts from most sources are recorded monthly for the 4-month reference period, property income amounts, interest, dividends, rental income, etc., were recorded as totals for the 4-month period. These totals were distributed equally between months of the reference period for purposes of calculating monthly averages.



Means-tested benefits. The term means-tested benefits refers to programs that require the income or assets (resources) of the individual or family be below specified guidelines in order to qualify for benefits. These programs provide cash and noncash assistance to the low-income population. The major sources of means-tested cash and noncash assistance are shown in Appendix B-2.

Medicare. This term refers to the Federal Health Insurance Program for the Aged and Disabled as provided for by Title XVIII of the Social Security Act. The phrase "Medicare covered" refers to persons enrolled in the Medicare program, regardless of whether they actually utilized any Medicare covered health care services during the survey reference period.

Medicaid. This term refers to the Federal-State program of medical assistance for low-income individuals and their families as provided for by Title XIX of the Social Security Act. The phrase "Medicaid covered" refers to persons enrolled in the Medicaid program, regardless of whether they actually utilized any Medicaid covered health care services during the survey reference period.


Unemployment compensation. This term refers to cash benefits paid to unemployed workers through a State or local unemployment agency. These include all benefits paid under the Federal-State unemployment insurance program as established under the Social Security Act, as well as those benefits paid to State and local government employees, Federal civilian employees, and veterans.

Low-Income Home Energy Assistance Program. Benefits from the Federally funded LIHEAP authorized by Title XXVI of the Omnibus Budget Reconciliation Act of 1981, or comparable assistance provided through State funded assistance programs, may be received in the form of direct payment to the household as reimbursement for heating or cooling expenses or paid directly to the fuel dealer or landlord.

Special Supplemental Food Program for Women, Infants, and Children (WIC). Benefits are received in the form of vouchers that are redeemed at retail stores for specific supplemental nutritious foods. Eligible low-income recipients are infants and children up to age five and pregnant, postpartum, and breastfeeding women.

With a job. Persons are classified "with a job" in a given month if they were 16 years old or over and, during the month, either (a) worked as paid employees or worked in their own business or profession or on their own farm or worked without pay in a family business or farm or (b) were temporarily absent from work either with or without pay. In general, the word "job" implies an arrangement for regular work for pay where payment is in cash wages or salaries, at piece rates, in tips, by commission, or in kind (meals, living quarters, supplies received). "Job" also includes self-employment at a business, professional practice, or farm. A business is defined as an activity which involves the use of machinery or equipment in which money has been invested or an activity requiring an office or "place of business" or an activity which requires advertising; payment may be in the form of profits or fees.

The Current Population Survey (CPS), the official source of labor force statistics for the Nation, uses the same definition for a job or business. The term "with a job," however, should not be confused with the term "employed" as used in the CPS. "With a job" includes those who were temporarily absent from a job because of layoff and those waiting to begin a new job in 30 days; in the CPS these persons are not considered "employed." See "Worked each week" below.



Worked each week. Persons "worked each week" in a month if, for the entire month, they were "with a job" and not "absent without pay" from the job. In other words, a person worked each week in any month when they were (a) on the job the entire month, or (b) they received wages or a salary for all weeks in the month, whether they were on the job or not. Persons also worked each week if they were self-employed and spent time during each week of the month at or on behalf of the business or farm they owned, as long as they received or expected to receive profit or fees for their work.

In the CPS, the concept "at work" includes those persons who spent at least 1 hour during the reference week at their job or business. In the CPS, however, "at work" does not include persons who were temporarily absent from their jobs during the entire reference week on paid vacation, sick leave, etc. In SIPP, "worked each week" does include persons on paid absences.

Absent 1 or more weeks. Absent 1 or more weeks means absent without pay from a job or business. Persons were absent without pay in a month if they were "with a job" during the entire month, but were not at work at that job during at least 1 full week (Sunday through Saturday) during the month, and did not receive wages or a salary for any time during that week. Reasons for an unpaid absence include vacation, illness, layoff, bad weather, labor disputes, and waiting to start a new job.

Looking for work. Persons who "looked for work" in a given month are those who were 16 years old or over and (a) were without a job during at least 1 week during the month, (b) tried to get work or establish a business or profession in that week, and (c) were available to accept a job. Examples of jobseeking activities are (1) registering at a public or private employment office, (2) meeting with prospective employers, (3) investigating possibilities for starting a professional practice or opening a business, (4) placing or answering advertisements, (5) writing letters of application, and (6) being on a professional register.

The CPS uses a similar concept of "looking for work." The term "unemployed" as used in the CPS includes persons who were looking for work in the reference week and those who were "on layoff" or "waiting to begin a new job in 30 days."

Layoff. In general, the work "layoff" means release from a job because of slack work, material shortages, inventory taking, plant remodeling, installation of machinery, or other similar reasons. For this survey, persons were also on "layoff" who did not have job but who responded that they had spent at least 1 week on layoff from a job and that they were available to accept a job.

In addition, persons were on "layoff" in a given month if they were 16 years old or over and (a) were "with a job" but "absent without pay" from that job for at least 1 full week during that month, and (b) they responded that their main reason for being absent from their job or business was "layoff." "On layoff" also includes a small number of persons who responded that they were waiting to report to a new wage and salary job that was to begin within 30 days. In other words, persons waiting to begin a new job are classified together with persons waiting to return to a job from which they have been laid off.

Full time and part time. The data on full- and part-time workers pertain to the number of hours a person usually worked per week during the weeks worked in the 4-month reference period of the survey. If the hours worked per week varied considerably, the respondent was asked to report an approximate average of the actual hours worked each week.



Handwritten scribbles or faint markings at the bottom right of the page.


Persons 16 years old and over who reported usually working 35 or more hours each week during the weeks they worked are classified as "full-time" workers; persons who reported that they usually worked fewer than 35 hours are classified as "part-time" workers. The same definitions are used in the CPS.

With labor force activity. The term "with labor force activity" includes all persons with a job (as defined above) and those looking for work or on layoff from a job for at least 1 week during a given month. Conversely, those persons "with no labor force activity" had no job, were not on layoff from a job and made no effort to find a job during the month.

•
:
:
:

:
:
:
:
:
:







SURVEY OF INCOME AND PROGRAM PARTICIPATION (SIPP)

WAVE 8 RELATIONAL MICRODATA FILE

TECHNICAL DOCUMENTATION

TECHNICAL INFORMATION






USER NOTES

This section will contain information relevant to SIPP that becomes available after the file is released. The cover letter to the updated information should be filed behind this page.

User Notes will be sent to all users who (1) purchased their file (or technical documentation) from the Census Bureau and (2) returned the coupon following the title page.

⋮
⋮

⋮





UNITED STATES DEPARTMENT OF COMMERCE
Bureau of the Census
Washington, D.C. 20233

Survey of Income and Program Participation (SIPP)

Wave 8 Relational Microdata File

User Note No. 1

Attached is a revised list of "a" and "b" parameters to use with wave 8.
Replace page 21 in your documentation with the revised sheet.

Pages have been inserted into documentation.

December 1986







UNITED STATES DEPARTMENT OF COMMERCE
Bureau of the Census
Washington, D.C. 20233

Survey of Income and Program Participation (SIPP)

Wave 8 Relational Microdata File

User Note No. 2

Appendix B is attached showing corrected record type counts. Please replace the corresponding page in your technical documentation with this revised sheet.

Page has been inserted into documentation.

Revised 3/87







UNITED STATES DEPARTMENT OF COMMERCE
Bureau of the Census
Washington, D.C. 20233

Survey of Income and Program Participation (SIPP)
Wave 8 Relational Microdata File

User Note No. 3

Attached is a revised list of "a" and "b" parameters to use with wave 8. Please replace page 21 in your documentation with the revised sheet.

May 1987



Vertical line on the left side of the page.

Horizontal line at the bottom right corner of the page.


UPDATED SIPP 1984 GENERALIZED VARIANCE PARAMETERS FOR
THE WAVE 8 PUBLIC USE FILE*


| <u>CHARACTERISTIC</u> | <u>a</u> | <u>b</u> |
|--|------------|----------|
| PERSONS1 | | |
| Total or White ¹ | | |
| 16+ Program Participation and Benefits, and Poverty (3) | | |
| Both Sexes | -0.0001468 | 26,141 |
| Male | -0.0003085 | 26,141 |
| Female | -0.0002800 | 26,141 |
| 16+ Income and Labor Force (4) | | |
| Both Sexes | -0.0000500 | 8,912 |
| Male | -0.0001051 | 8,912 |
| Female | -0.0000955 | 8,912 |
| All Others ² (5) | | |
| Both Sexes | -0.0001389 | 32,411 |
| Male | -0.0002866 | 32,411 |
| Female | -0.0002691 | 32,411 |
| Black | | |
| Poverty (1) | | |
| Both Sexes | -0.0002583 | 22,297 |
| Male | -0.0017018 | 22,297 |
| Female | -0.0014883 | 22,297 |
| All Others (2) | | |
| Both Sexes | -0.0004270 | 11,990 |
| Male | -0.0009151 | 11,990 |
| Female | -0.0008003 | 11,990 |
| HOUSEHOLDS/Families/Unrelated Individuals | | |
| Total or White | -0.0001274 | 11,013 |
| Black | -0.0008016 | 7,610 |

¹For cross-tabulations, use the parameters of the characteristic with the smaller number within the parentheses.

²For example, use these parameters for retirement and pension tabulations, 0+ program participation, 0+ benefits, 0+ income, and 0+ labor force tabulations, in addition to any other types of tabulations not specifically covered by another characteristic in this table.







ABSTRACT

Survey of Income and Program Participation
(SIPP) Wave 8 Relational Microdata File [machine-
readable data file] / conducted by the U.S. Bureau
of the Census. --Washington: The Bureau [producer
and distributor], 1986.

TYPE OF FILE:

Microdata; units of observation are individuals, families, and households.

UNIVERSE DESCRIPTION:

The universe is the resident population of the United States, but excluding persons living in institutions and military barracks.

SUBJECT-MATTER DESCRIPTION:

The file contains basic demographic and social characteristics data for each member of the household. These include age, sex, race (White; Black; American Indian, Eskimo, and Aleut; Asian or Pacific Islander; and Other), ethnic origin (23 categories including 7 Spanish origin categories), marital status, household relationship, education, and veteran status.

Limited data are provided on housing unit characteristics such as units in structure, tenure, access, and complete kitchen facilities.

Core questions, which are repeated at each interview, cover labor force activity, types and amounts of income, and participation in various cash and noncash benefit programs for each month of the four-month reference period. Data for employed persons include number of hours and weeks worked, earnings, and weeks without a job. Nonworkers are classified as unemployed or not in the labor force. In addition to income data associated with labor force activity, data include nearly 50 other types of income. Core data also cover post secondary school attendance, public or subsidized rental housing, low-income energy assistance, and school breakfast and lunch participation.

Persons interviewed in Wave 8 were asked the core questions as well as questions on household relationships, migration history, marital history, fertility history, support for nonhousehold members, and work related expenses. This file contains data only for the core questions. A later file will contain both core and topical module data.

The sample consists of 3 rotation groups, each interviewed in a different month from January to March 1986. For each group the reference period for reporting labor force activity and income is the four calendar months preceding the interview month.

SIPP is a longitudinal survey where each sampled household and each descendant household is reinterviewed at 4-month intervals for 8 interviews or "waves." This file contains the results of the eighth interview.



Unique codes are included on each record to allow linking together the same persons with the preceding and subsequent waves.

GEOGRAPHIC COVERAGE:

United States. Codes are included for 38 individual States, although the sample was not designed to produce State estimates. Areas in the SIPP sample in six other States are identified in two groups for confidentiality reasons. Some cases are coded to other States not originally sampled, reflecting persons in the original sample who moved. The file identifies a subsample of metropolitan residents, along with codes for selected metropolitan statistical areas (MSA's) and consolidated metropolitan statistical areas (CMSA's).

TECHNICAL DESCRIPTION:

FILE STRUCTURE: Modified hierarchical.

FILE SIZE: 150,182 logical records; 1,740 character logical record length.

FILE SORT SEQUENCE

OF SAMPLE UNITS: Rotation group (i.e., month of interview) by FIPS State of sampling unit within rotation group by sample unit identification number.

FILE RECORD SEQUENCE

WITHIN SAMPLE UNIT: There are eight record types as follows: Sample Unit, Household, Family, Person, Wage and Salary Job, Self-employment Job, General Income Amounts 1, and General Income Amounts 2. Within each sampling unit, records are sequenced by type; that is, they are not strictly hierarchical. For example, multiple family records are linked to corresponding person records by pointers, not sequence.

REFERENCE MATERIALS:

Survey of Income and Program Participation (SIPP) Wave 8 Relational Microdata File Technical Documentation. The documentation includes this abstract, the data dictionary, an index to the data dictionary, relevant code lists, a questionnaire facsimile, and general information relevant to SIPP. One copy of the technical documentation accompanies each file order but may also be purchased separately for \$15 from Data User Services Division, Customer Services, Bureau of the Census, Washington, D.C. 20233.

Survey of Income and Program Participation (SIPP) Users' Guide. The Users' Guide contains general information on the background, survey content, sample design, and procedures for estimation and calculation of sampling variability, as well as a glossary of selected terms. The Users' Guide is not yet available.

Interviewers' Manual (1984). Survey of Income and Program Participation. U.S. Department of Commerce, Bureau of the Census. The Manual is available for \$10 from Data User Services Division, Customer Services, Bureau of the Census, Washington, D.C. 20233.



RELATED PRINTED REPORTS:

See Appendix A--Bibliography in the General Information section of the technical documentation for information on products available from SIPP. These products include working papers, compilations of papers presented at annual meetings of the American Statistical Association, articles appearing in the Journal of Economic and Social Measurement, and reports in the P-70 series of the Current Population Reports.

RELATED MACHINE-READABLE DATA FILES:

SIPP files are available from Data User Services Division, Customer Services, Washington, D.C. 20233. An order form is on the following page for your convenience. Prices shown below are calculated at \$140 per reel. Beginning November 1, 1986, the cost will be \$175 per reel.

| <u>Rectangular Files</u> | <u>Number of Reels</u> | | <u>Cost</u> | |
|------------------------------|------------------------|-----------------|-----------------|-----------------|
| | <u>1600 bpi</u> | <u>6250 bpi</u> | <u>1600 bpi</u> | <u>6250 bpi</u> |
| Wave 1 Core | 8 | 2 | \$1,120 | \$280 |
| Wave 2 Core | 6 | 2 | \$ 840 | \$280 |
| Wave 3 Core | 8 | 2 | \$1,120 | \$280 |
| Wave 3 Core & Topical Module | 9 | 3 | \$1,260 | \$420 |
| Wave 4 Core | 8 | 2 | \$1,120 | \$280 |
| Wave 4 Core & Topical Module | 10 | 3 | \$1,400 | \$420 |
| Wave 5 Core | 7 | 2 | \$ 980 | \$280 |
| Wave 6 Core | 7 | 2 | \$ 980 | \$280 |
| Wave 7 Core | 7 | 2 | \$ 980 | \$280 |

| <u>Relational Files</u> | <u>Number of Reels</u> | | <u>Cost</u> | |
|-------------------------|------------------------|-----------------|-----------------|-----------------|
| | <u>1600 bpi</u> | <u>6250 bpi</u> | <u>1600 bpi</u> | <u>6250 bpi</u> |
| Wave 1 Core | 11 | 3 | \$1,540 | \$420 |
| Wave 2 Core | 9 | 3 | \$1,260 | \$420 |
| Wave 3 Core | 12 | 3 | \$1,680 | \$420 |
| Wave 4 Core | 12 | 3 | \$1,680 | \$420 |
| Wave 5 Core | 12 | 3 | \$1,680 | \$420 |
| Wave 6 Core | 10 | 3 | \$1,400 | \$420 |
| Wave 7 Core | 9 | 3 | \$1,260 | \$420 |

A machine-readable data dictionary is available at the end of the last reel at either density or may be purchased separately on 1 reel for \$140 (\$175 beginning 11/01/86).

FILE AVAILABILITY:

The file may be ordered from Data User Services Division using the order form on the following page. A machine-readable dictionary is contained at the end of reel 7 at 1600 bpi and reel 2 at 6250 bpi. It is also available separately for \$140 (\$175 beginning 11/01/86) on 1 reel at either density.


1

2
3
4
5
6
7
8
9
10
11
12
13
14
15
16
17
18
19
20
21
22
23
24
25
26
27
28
29
30
31
32
33
34
35
36
37
38
39
40
41
42
43
44
45
46
47
48
49
50
51
52
53
54
55
56
57
58
59
60
61
62
63
64
65
66
67
68
69
70
71
72
73
74
75
76
77
78
79
80
81
82
83
84
85
86
87
88
89
90
91
92
93
94
95
96
97
98
99
100

101

| <u>File</u> | <u>Number of Reels</u> | | <u>Cost</u> | |
|------------------------|------------------------|-----------------|-----------------|-----------------|
| | <u>1600 bpi</u> | <u>6250 bpi</u> | <u>1600 bpi</u> | <u>6250 bpi</u> |
| Wave 8 Relational Core | 7 | 2 | \$ 980 | \$280 |
| | | (11/01/86) | \$1,225 | \$350 |


(NOTE: These same microdata are available in a rectangular format where all information for the sample unit, households, families, and persons is recorded on a single long record.)



| | | | | | |
|-------------------------------------|------------------|----------------------|--------|--|--|
| Customer Services (Publications) | Name | | | Date | |
| | Organization | | | RETURN TO: | |
| | Address | | | Data User Services Division | |
| | City, State, ZIP | | | Customer Services | |
| | | | | Bureau of the Census | |
| | | | | Washington, D.C. 20233 | |
| | | | | Phone: 301/763-4100 | |
| Census Bureau Series No. | Quantity Desired | Title of Publication | Amount | CUSTOMER Make check or money order payable to Superintendent of Documents, but mail remittance to address shown. If to be charged to Subt. of Docs. account, indicate Deposit Account No. | |
| | | | | | |
| | | | | | |
| | | | | | |
| | | | | | |
| TOTAL \$ | | | | | |

| | | | | | | | |
|---|------------------|--------------|-------------------|--|------|--|--|
| Customer Services (Microfiche and Data Files) | Name | | | RETURN TO: | | Date | |
| | Organization | | | Data User Services Division | | CHECK ONE | |
| | Address | | | Customer Services | | <input type="checkbox"/> Enclosed is check or money order, payable to "Commerces-Census" | |
| | City, State, ZIP | | | Bureau of the Census | | <input type="checkbox"/> Charge to Census Bureau Deposit Account No. <u> </u> | |
| | Telephone | | | Washington, D.C. 20233 | | | |
| | | | | Phone: 301/763-4100 | | | |
| | | | | | | | |
| Name of Data File, Documentation* or Microfiche | Order No. | No. of Tapes | No. of Microfiche | No. of Document copies | Cost | | |
| | | | | | | | |
| | | | | | | TOTAL \$ | |
| *One copy of the Technical Documentation is sent at no extra charge with orders. | | | | | | | |
| Characteristics of Tapes (Check One): <input type="checkbox"/> 9 track, 1600 bpi, EBCDIC <input type="checkbox"/> 9 track, 6250 bpi, EBCDIC <input type="checkbox"/> 9 track, 1600 bpi, ASCII <input type="checkbox"/> 9 track, 6250 bpi, ASCII | | | | Labeling (Check One): <input type="checkbox"/> Standard <input type="checkbox"/> Unlabeled | | | |
| Maximum block size (if less than 32K bytes)? _____ | | | | | | | |

| | | | | | |
|----------------------------------|---|----------------------|--------|---|--|
| GPO Order Form (Publications) | Mail To: Superintendent of Documents, U.S. Government Printing Office, Washington, D.C. 20402 | | | | |
| | Name | | | Credit Card Orders | |
| | Organization | | | Total charges \$ _____ Fill in the boxes below | |
| | Address | | | Credit Card No. <input type="text"/> | |
| | City, State, ZIP | | | Expiration Date Month/Year <input type="text"/> | |
| | | | | MasterCard and VISA accepted. | |
| | | | | | |
| GPO Catalog No. or Stock No. | Quantity Desired | Title of Publication | Amount | Date | |
| | | | | CUSTOMER: Make check or money order payable to Superintendent of Documents. If to be charged to Subt. of Docs. account, indicate Deposit Account No. | |
| | | | | | |
| | | | | | |
| | | | | | |
| | | | | | |
| TOTAL \$ | | | | | |



1

2

3

FILE INFORMATION

File Structure

All records pertaining to a sampling unit appear together. There are 8 different types of records occurring at 5 different levels. A count of records by record type is available in Appendix B of the technical documentation.

- Level 1: sampling unit
- Level 2: household
- Level 3: family
- Level 4: person
- Level 5: income source - wage and salary job, self-employment job, general income amounts 1, and general income amounts 2.

Within sampling unit, records are sequenced by level and record type. Pointers (i.e., record numbers or indices) on each record link it to records at the next higher and/or lower levels as appropriate. For example, persons are not necessarily sequenced together within family, but pointers appear on each family record linking it to each member, and pointers on the person record link it to applicable family records. Likewise, the records for individual jobs or other sources of income point to the person receiving the income, and each person record points to income records for each of the types of income received.

(Note: These same microdata also are available on a rectangular file for easier processing.)

Geographic Coverage

Geographic codes are found only on the sample unit record and the household record. State codes are shown except for six States which are identified in two groups. A subsample of metropolitan residents is identified along with codes for selected metropolitan statistical areas (MSA's) and consolidated metropolitan statistical areas (CMSA's). Family, person, and income records do not contain geographic codes. Pointers to the sample unit and household records can be used to transfer geographic codes to the other records.

The sample was not designed to produce State or MSA/CMSA level estimates. State codes are primarily useful in relating a respondent's reciprocity of benefits to thresholds which may vary from State to State. MSA/CMSA codes may be used in relating respondent characteristics with contextual variables.

Identification Number System

The SIPP identification scheme is designed to uniquely identify individuals in each wave, provide a means of linking the same individuals over time, and group individuals into households and families over time.

The various components of the identification scheme are listed below:

- Sample Unit Identification Number
- Address ID
- Entry Address ID
- Person Number



The sample unit identification number was created by scrambling together the PSU, segment, and serial numbers used for Census Bureau administrative purposes. This identifier is constructed the same way on each wave regardless of moves, to enable matching from wave to wave.

The two-digit address ID code identifies each household associated with the same sample unit identification number. The first digit of the address ID code indicates the wave in which that address was first assigned for interview. The second digit sequentially numbers multiple households that have the same sample unit ID number. The address ID code is 11 for all sample addresses that are the same as in Wave 1. As SIPP sample persons move to new addresses, new address ID codes are assigned. Any new address to which sample unit members moved during Wave 4 is numbered in the 40's.

The person ID is a five-digit number consisting of the two-digit entry address ID and a three-digit person number. Person numbers 101, 102, etc., are assigned in Wave 1; 201, 202, etc., are assigned to persons added to the roster in Wave 2, and so forth. This five-digit number is not changed or updated, regardless of moves.

The sampling unit identification number and address ID code uniquely identifies each household in any given wave. The sampling unit ID number can link all households in subsequent waves back to the original Wave 1 household.

Topcoding of Income Variables

To protect against the possibility that a user might recognize the identity of a SIPP respondent with very high income, income from every source is "topcoded" so that no individual annual income amounts above \$100,000 are revealed. While the data dictionary indicates a topcode of \$33,332 for monthly income, this topcode will rarely be used. In most cases the highest monthly income is shown as an individual dollar amount of \$8,333, with \$8,333 actually representing "\$8,333 or more." (The \$100,000 annual income topcode is \$8,333 multiplied by 12 months). Individual monthly amounts above \$8,333 may occasionally be shown if the respondent's income varied considerably from month to month, as long as the average does not exceed \$8,333. For example, if a respondents' income from a single job were concentrated in only one of the four reference months, a figure as high as \$33,332 could be shown. (Income from interest or property have lower topcodes).

Summary income figures on the person, family, and household records are simple sums of the components shown on the file after topcoding, and are not independently topcoded. Thus, a person with high income from several sources (jobs, businesses, property) could have aggregate monthly income well over the topcode for each source. Families and households with a number of high income members could theoretically have aggregate income shown well over \$100,000, through well below the \$1.5 million shown as the highest allowable value in the data dictionary.

The user is cautioned against trying to make much use of the occasional monthly figures above \$8,333, except in calculating aggregates or observing patterns across the 4-month period for a single individual, family, or household. Those units with higher monthly amounts shown are a biased sample of high income units, more likely to include units with income from multiple sources than other units with equally high aggregate income which comes from a single source.

1

INDEX TO SIPP RELATIONAL CORE FILE

This is an index to the data dictionary for the 1984 panel SIPP relational core files, Waves 2 to 9. Wave 1 has a slightly different format, with corresponding items in the same sequence but not exactly the same locations--see Appendix D "Comparison of Item Locations on Wave 1 and Later Waves."

Associated with each reference is a mnemonic, a record type indicator, and the beginning character location for the data field.

The "TYPE" column denotes the 8 types of records:


- S Sample Unit
- H Household (or Address)
- F Family
- P Person
- W Wage or Salary Job
- SE Self Employed Business
- G1 General Amounts Type 1
- G2 General Amounts Type 2

The "LOCATION" is the starting character location of the cited data item. Where the entry refers to more than one consecutive data field, the location is that of the first character of the first field.

For certain types of income there is a separate General Amounts Type 1 record, and references are included in this index to the particular record; for example AFDC--See G1 #20.

The column headed "MNEMONIC" presents the same 8-character data names presented in the technical documentation, with two exceptions cited below. A "1/4" or "1/5" at the end of mnemonic indicates 4 or 5 separate fields, one for each of the 4 reference months, and, in the case of "1/5", a fifth field for the interview date. Where a colon appears in the mnemonic, as in SC3018:30, the index entry applies to two or more consecutive fields, in this case starting with SC3018 and ending with SC3030.

This index may also be used as an index to the questionnaire document itself, reproduced in the Users' Guide text. Each item on the questionnaire carries a boxed 4-digit number next to the answer fields. This number appears as part of the mnemonic, following "SC", wherever the correspondence between the item on tape and the questionnaire item is direct. Mnemonics without 4-digit numbers are associated with items from the control card or are the result of manipulating or "recoding" one or more items from the questionnaire.




INDEX TO SIPP RELATIONAL CORE FILE

| REFERENCE | MEMORIC | TY | LOCAL PE TION |
|---|--------------|----|------------------|
| Absence Without Pay, Imputation Flags | PP-IMP10:16 | P | 1641 |
| Absence Without Pay, Reason | SC1098 | P | 1229 |
| Absence Without Pay, Reason | SC1174 | P | 1267 |
| Absence Without Pay, Specific Weeks | SC1058:96 | P | 1209 |
| Absence Without Pay, Specific Weeks | SC1136:72 | P | 1248 |
| Access to Unit | ACCESS | H | 455 |
| Access to Unit, Unedited | U-ACCESS | H | 486 |
| Address ID from CC of New Add. (Movers) | CC-ADENT | P | 240 |
| Address ID from CC of Previous Address | CC-ADLFT | P | 238 |
| Address ID of Household | ADDID | H | 19 |
| Address ID of Household | PP-ADD-1/5 | P | 20 |
| Address ID of Person at Entry, Edited | PP-ENTRY | P | 36 |
| Address ID of Person at Entry, Preedited | U-ENTRY | P | 219 |
| Address ID, Previous Wave | PW-ADDID | P | 131 |
| AFDC | --See G1 #20 | | |
| AFDC Coverage | AFDC-1/4 | P | 1120 |
| AFDC Payment for Family (\$) | FF-AFDC | F | 160 |
| AFDC Payment for Household (\$) | HH-AFC-1/4 | F | 836 |
| AFDC, Reciprocity | RECIPSUM | P | 868 |
| AFDC, Reciprocity | SC1486 | P | 1445 |
| Age | AGE-1/5 | P | 149 |
| Age: Month of Birth, Preedited | U-BRTHMN | P | 1729 |
| Age: Year of Birth, Preedited | U-BRTHYR | P | 242 |
| Aid to Families w/Dep. Children-See AFDC | | | |
| Alimony Payments | --See G1 #29 | | |
| Alimony Payments, Reciprocity | RECIPSUM | P | 877 |
| Alimony Payments, Reciprocity | SC1416 | P | 1411 |
| Alimony Payments, Reciprocity, Imp Flag | PP-IMP42 | P | 1673 |
| Amount Received from Income Type Spec(\$) | G1-AMT-1/4 | G1 | 26 |
| Ancestry - See Ethnicity | | | |
| Annuity Income, Reciprocity | SC1382 | P | 1395 |
| Annuity Income, Reciprocity as Widow(er) | SC1446 | P | 1424 |
| Annuity Income, Reciprocity, Input. Flag | PP-IMP38 | P | 1669 |
| Armed Forces Status | IN-AF | P | 218 |
| Armed Forces Status of Spouse | SC1696 | P | 1614 |
| Armed Forces Status of Spouse, Imp Flag | PP-IMP23 | P | 1703 |
| Armed Forces Status, Unedited | U-AF | P | 265 |
| Asset Income, * Person in SU with | SU-TOTG2 | S | 31 |
| Asset Income, Imputation Flags | G2-IMP01:27 | G2 | 450 |
| Asset Income-See Also Property Income | | | |
| Asset Ownership Summary | ASSETSUM | P | 924 |
| Asset Source Codes | ASTSOURC | P | 1077 |
| Assets Owned Same as Previous Wave | SC1588:1620 | P | 1531 |
| Assets Owned Same as Previous, Imp.Flags | PP-IMP98:99 | P | 1718 |
| Assets Owned Same as Previous, Imp.Flags | PPIMP100:05 | P | 1720 |
| Assets Owned, New Since Last Wave | SC1622:54 | P | 1573 |
| Assets Owned, New Since Last Wave, Imp. Flg | PPIMP106:07 | P | 1726 |
| Assets, Ownership of Various Types (New) | SC1626:54 | P | 1575 |
| Bonds, Money Market Funds in Own Name | S104-W-1/4 | G2 | 84 |
| Bonds, Money Market Funds, Joint | J104-W-1/4 | G2 | 64 |
| Bonds, Money Market Funds, Ownership | SC4400:06 | G2 | 349 |

1


INDEX TO SIPP RELATIONAL CORE FILE

| REFERENCE | MNEMONIC | TY | LOCA FE TION |
|---|------------|----|-----------------|
| Bonds, Municipal or Corporate, Own. (New) | SC1640 | P | 1581 |
| Bonds, Municipal or Corporate, Ownership | ASSETSUM | P | 930 |
| Bonds, Municipal or Corporate, Ownership | SC4404 | G2 | 351 |
| Bonds, U.S. Savings, Ownership (New) | SC1644 | P | 1583 |
| Book Number Field, Unedited | BOOK | P | 1148 |
| Books, Number of, Unedited | NUMBOOKS | P | 1150 |
| Business--See Self-Employment | | | |
| Calendar Month of Interview | U-ITM388 | H | 505 |
| Cash Benefits, Receipt by HH Member(s) | GASH-1/4 | H | 540 |
| Casual Earnings--See Incidental Earnings | | | |
| Certificates of Deposit, Ownership | ASSETSUM | P | 926 |
| Certificates of Deposit, Ownership | SC4304 | G2 | 332 |
| Certificates of Deposit, Ownership (New) | SC1630 | P | 1577 |
| Change in Composition--See also Movers | | | |
| Charitable Group, Money from, Reciprocity | RECIPSUM | P | 898 |
| Charitable Group, Money from--See G1 #50 | | | |
| Checking Accounts, Interest-Earning | SC4306 | G2 | 333 |
| Checking Accounts, Interest-Earning(New) | SC1632 | P | 1578 |
| Child Support Payments --See G1 #28 | | | |
| Child Support Payments, Imputation Flag | PP-IMP44 | P | 1675 |
| Child Support Payments, Reciprocity | RECIPSUM | P | 876 |
| Child Support Payments, Reciprocity | SC1420:22 | P | 1413 |
| Child/Adult Status | POP-STAT | P | 181 |
| Child/Adult Status, Previous Wave | PW-POPST | P | 141 |
| Children 5-18 in Household | SC4826 | H | 898 |
| Children--See also Own Children | | | |
| Class of Worker | SC1714 | P | 1629 |
| Class of Worker | SC2012 | W | 57 |
| Class of Worker, Imputation Flag | WS-IMP03 | W | 99 |
| Class of Worker--See also Self-Employment | | | |
| Clerical Review Time in Minutes | IT108 | P | 1164 |
| College Term System | SC1680 | P | 1601 |
| College Term System, Imputation Flag | PP-IMP78 | P | 1698 |
| Company Pension--See Pension | | | |
| Coverage by Health Insurance | HIMNTH-1/4 | P | 1053 |
| Coverage by Medicaid | COVAID-1/4 | P | 1028 |
| Coverage by Medicare | COVCAR-1/4 | P | 1023 |
| Coverage by WIC | COVWIC-1/4 | P | 1032 |
| Coverage Questions for New Pers.in Samp. | SC0900:12 | P | 2171 |
| Coverage Recodes, AFDC | AFDC-1/4 | P | 1120 |
| Coverage Recodes, Food Stamps | FOOD-1/4 | P | 1124 |
| Coverage Recodes, Foster Care Payments | FOSTER-1/4 | P | 1132 |
| Coverage Recodes, General Assistance | GENAST-1/4 | P | 1128 |
| Coverage Recodes, Other Welfare Payments | OTHER-1/4 | P | 1136 |
| Coverage Recodes, Railroad Retirement | RAILRD-1/4 | P | 1144 |
| Coverage Recodes, Social Security | SOCSEC-1/4 | P | 1140 |
| Coverage Recodes, Veterans Payments | VZTS-1/4 | P | 1116 |
| Date of Birth: Month | U-BRTMMN | P | 1729 |
| Date of Birth: Year | U-BRTHYR | P | 242 |
| Day Job Ended | SC2022 | W | 65 |
| Day Job Started | SC2018 | W | 61 |



INDEX TO SIPP RELATIONAL CORE FILE

| REFERENCE | MEMORIC | TY | LOCA PE TION |
|---|-------------|----|-----------------|
| Day of Interview, Unedited | IT8DAY | P | 1159 |
| Day Person Entered this Address | U-DAYENT | P | 236 |
| Day Person Left this Address | U-DAYLEFT | P | 234 |
| Disability Income, Recipiency | SC1386:88 | P | 1397 |
| Disability Income, Recipiency, Imp Flag | PP-IMP39:40 | P | 1670 |
| Disability Income, Types Received | SC1390:1412 | P | 1399 |
| Disability Income, Types, Input. Flag | PP-IMP41 | P | 1672 |
| Disability Insurance--See Insurance Inc | | | |
| Disability, VA Rating | SC1336 | P | 1371 |
| Disability, Work | SC1386 | P | 1397 |
| Disability, Work, Imputation Flag | PP-IMP39 | P | 1670 |
| Discouraged Worker | SC1048:54 | P | 1203 |
| Discouraged Worker | SC1222:28 | P | 1291 |
| Discouraged Worker, Imputation Flag | PP-IMP21:24 | P | 1652 |
| Dividends--See Stock Dividends | | | |
| Duration of Job | SC2016:22 | W | 59 |
| Earnings after Expenses from Business(\$) | SC2260 | SE | 108 |
| Earnings after Expenses, Imputation Flag | SE-IMP11 | SE | 123 |
| Earnings by Month (Before Deductions)(\$) | SC2032:38 | W | 75 |
| Earnings by Month, Imputation Flag | WS-CAL01:04 | W | 103 |
| Earnings from this Job (\$) | WS-AMT-1/4 | W | 36 |
| Earnings from this Job, Receipt of | WS-REC-1/4 | W | 32 |
| Earnings of Family (\$) | FF-EARN | F | 107 |
| Earnings of Household (\$) | HH-ERN-1/4 | E | 600 |
| Earnings of Person, Total (\$) | PP-EAR-1/4 | P | 733 |
| Earnings: Gross of Business >\$1000 | SC2214 | SE | 59 |
| Earnings: Gross of Business, Input. Flag | SE-IMP04 | SE | 116 |
| Earnings: Other Inc from Bus., Imp Flag | SE-IMP08 | SE | 120 |
| Earnings: Other Income from Business | SC2234 | SE | 75 |
| Earnings: Salary from Bus., Input. Flag | SE-IMP07 | SE | 119 |
| Earnings: Salary from Business | SC2232 | SE | 74 |
| Education, Attendance beyond HS Level | SC1658 | P | 1590 |
| Education, Attendance beyond HS, Imp Fig | PP-IMP75 | P | 1695 |
| Education, Finished Grade | GRD-CMPL | P | 215 |
| Education, Finished Grade, Unedited | U-COMPL | P | 262 |
| Education, Highest Grade Att., Unedited | U-HIGRDE | P | 260 |
| Education, Highest Grade Attended | HIGRADE | P | 213 |
| Educational Assistance | SC1660:78 | P | 1591 |
| Educational Assistance (\$) | SC1690 | P | 1608 |
| Educational Assistance (\$), Input. Flag | PP-IMP81 | P | 1701 |
| Educational Assistance, Imputation Flag | PP-IMP82 | P | 1702 |
| Educational Assistance, Imputation Flags | PP-IMP76:77 | P | 1696 |
| Educational Assistance, Work-Study Prog. | SC1692 | P | 1612 |
| Employees, Number in Own Bus., Imp Flag | SE-IMP04 | SE | 116 |
| Employees, Number in Own Business | SC2218 | SE | 61 |
| Employer Educational Assistance | SC1672 | P | 1597 |
| Employers, Number During 4-Month Period | SC1716 | P | 1630 |
| Employment Status Recode | ESR-1/4 | P | 949 |
| Energy Assistance | ENGRYTYP | H | 884 |
| Energy Assistance in Subs Hous, Imp Flag | PG-IMP06:10 | H | 912 |
| Energy Assistance in Subsidized Housing | SC4816:24 | H | 888 |



INDEX TO SIPP RELATIONAL CORE FILE

| REFERENCE | MNEMONIC | TY | LOCA PE TION |
|--|-------------|----|-----------------|
| Entry Address ID, Edited | PP-ENTRY | P | 36 |
| Entry Address ID, Preedited | U-ENTRY | P | 219 |
| Entry Address ID, Previous | SC0064 | P | 696 |
| Entry into New Address, Reason | U-REAGENT | P | 228 |
| Entry Month for Person Who Moved In | U-MONEMT | P | 232 |
| Estate or Trust Income --See G1 #37 | | | |
| Estate or Trust Income, Reciprocity | RECIPSUM | P | 885 |
| Estate or Trust, Payments for Widow | SC1448 | P | 1425 |
| Ethnicity | ETERNICTY | P | 216 |
| Ethnicity, Unedited | U-ORIGIN | P | 258 |
| Exit Day for Person Who Left | U-DAYLFT | P | 234 |
| Exit from Household, Reason | U-REALFT | P | 226 |
| Exit Month for Person Who Left | U-MONLFT | P | 230 |
| Family Food Stamps (\$) | FF-FDSTP | F | 166 |
| Family Income, AFDC (\$) | FF-AFDC | F | 160 |
| Family Income, Earnings (\$) | FF-EARN | F | 107 |
| Family Income, Federal SSI (\$) | FF-SSI | F | 142 |
| Family Income, Means-Tested Cash (\$) | FF-TRAN | F | 122 |
| Family Income, Other (\$) | FF-OTHER | F | 129 |
| Family Income, Property (\$) | FF-PROP | F | 134 |
| Family Income, Social Security (\$) | FFSOCSEC | F | 136 |
| Family Income, Total (\$) | FF-TOTIN | F | 99 |
| Family Income, Unemployment (\$) | FF-UNEMP | F | 148 |
| Family Income, Veterans Payments (\$) | FF-VETPY | F | 154 |
| Family Number (Sub & Secondary Families) | FAMNUM-1/5 | P | 176 |
| Family Records, # in Household | HH-NF-1/4 | H | 29 |
| Family Records, # in Sampling Unit | SU-TOTFP | S | 21 |
| Family Size | FFNUMBER | P | 22 |
| Family Type: Primary, Sub or Secondary | FF-TYPE | F | 88 |
| Family Type: Primary, Sub or Secondary | FAMTYP-1/5 | P | 166 |
| Family Type: Sex of Householder | FF-KIND | F | 89 |
| Farm | U-FRMSLE | H | 485 |
| Federal Civ. Empl. Pension (Disability) | SC1400 | P | 1403 |
| Federal Civ. Empl. Pension--See Pension | | | |
| Federal Civil Service or Other for Widow | SC1436 | P | 1420 |
| Financial Investments, Other | SG4704 | G2 | 428 |
| Food Stamp Coverage | FOOD-1/4 | P | 1124 |
| Food Stamps --See G1 #27 | | | |
| Food Stamps by Month (\$) | SC3122:36 | G1 | 211 |
| Food Stamps Payment for Family (\$) | FF-FDSTP | F | 166 |
| Food Stamps Payment for Household (\$) | HH-FDS-1/4 | H | 860 |
| Food Stamps, Authorization to Receive | SC1480 | F | 1442 |
| Food Stamps, Authorization, Input. Flag | PP-IMP50 | P | 1681 |
| Food Stamps, Imputation Flags | G1-IMP10:13 | G1 | 240 |
| Food Stamps, Persons Covered (by #) | SC3100:20 | G1 | 180 |
| Food Stamps, Reciprocity | RECIPSUM | F | 875 |
| Foster Child Care Payments --See G1 #23 | | | |
| Foster Child Care Payments Coverage | FOSTER-1/4 | P | 1132 |
| Foster Child Care Payments, Reciprocity | RECIPSUM | P | 871 |
| Foster Child Care Payments, Reciprocity | SC1492 | P | 1447 |
| General Amts Type 1 Income Recs, # in S0 | SU-TOTG1 | S | 29 |

Vertical line on the left side of the page.


Horizontal line at the top right of the page.

Horizontal line at the bottom left of the page.

Vertical line on the right side of the page.


INDEX TO SIPP RELATIONAL CORE FILE

| REFERENCE | MNEMONIC | TY | LOCA FE TION |
|--|-------------|----|-----------------|
| General Amts Type 2 Income Recs, # in SU | SU-TOTG2 | S | 31 |
| General Assist or Gen. Relief-See GI #21 | | | |
| General Assistance Income Coverage | GENAST-1/4 | P | 1128 |
| General Assistance or Gen. Relief, Recip | SC1488 | P | 1446 |
| General Assistance, Reciprocity | RECIPSUM | P | 869 |
| Geographic Identification: Metro Subsamp | METRO | H | 24 |
| Geographic Identification: MSA/CMSA Code | MSA | R | 25 |
| Geographic Identification: State | STAT-MCV | H | 21 |
| GI Bill Education Benefits --See GI #40 | | | |
| GI Bill Education Benefits, Reciprocity | RECIPSUM | P | 888 |
| GI/VEAP Benefits | SC1662 | P | 1592 |
| Government Pensions--See Pension | | | |
| Government Securities | SC4402 | G2 | 350 |
| Guardian Person Number, Preedited | U-PNGD | P | 253 |
| Half Sample Code for Variance Estimation | HALFSAMP | H | 452 |
| Health Insurance Coverage | HIIND | P | 1052 |
| Health Insurance Coverage | HINITH-1/4 | P | 1053 |
| Health Insurance Coverage | SC1536:52 | P | 1480 |
| Health Insurance Coverage, Input. Flag | PP-IMP58:63 | P | 1689 |
| Health Insurance, Months Covered | SC1540:46 | P | 1483 |
| Health Insurance, Months, Input. Flag | PP-IMP60 | P | 1691 |
| Health Insurance, Persons Covered by # | SC1556:86 | P | 1491 |
| Health Insurance, Type of Plan | SC1548:52 | P | 1487 |
| Health Insurance, Type of Plan, Imp Flag | PP-IMP61:63 | P | 1692 |
| Highest Grade Attended | HIGRADE | P | 213 |
| Highest Grade Attended, Unedited | U-HIGRDE | P | 260 |
| Hours Worked <35, # of Weeks | SC1234:36 | P | 1299 |
| Hours Worked <35, # of Weeks, Imp Flag | PP-IMP26:28 | P | 1657 |
| Hours Worked Per Week at Business, Usual | SC2212 | SE | 57 |
| Hours Worked Per Week at W/S Job, Usual | SC2024 | W | 67 |
| Hours Worked Per Week, Usual | SC1230:32 | P | 1296 |
| Hours Worked Per Week, Usual, Imp Flag | PP-IMP25 | P | 1656 |
| Household Composition Change | SG0018:24 | H | 518 |
| Household Composition Change--See Movers | | | |
| Household Food Stamp Payment (\$) | HH-FDS-1/4 | H | 860 |
| Household Income, AFDC (\$) | HH-ADC-1/4 | H | 836 |
| Household Income, Cash Transfer (\$) | HH-TRA-1/4 | H | 660 |
| Household Income, Earnings (\$) | HH-ERN-1/4 | H | 600 |
| Household Income, Noncash (\$) | HH-NON-1/4 | H | 716 |
| Household Income, Other (\$) | HH-OTH-1/4 | H | 688 |
| Household Income, Property Income (\$) | HH-PRO-1/4 | H | 628 |
| Household Income, Social Security (\$) | HH-SOC-1/4 | H | 740 |
| Household Income, SSI (\$) | HH-SSI-1/4 | H | 766 |
| Household Income, Total (\$) | HH-INC-1/4 | H | 568 |
| Household Income, Unemployment (\$) | HH-UNE-1/4 | H | 788 |
| Household Income, Veterans Payments (\$) | HH-VET-1/4 | H | 812 |
| Household Membership Status | U-HHMEM | P | 225 |
| Household Records, # in Sampling Unit | SU-TOTHH | S | 19 |
| Household Relationship-See Relationship | | | |
| Household Size | HH-NP-1/5 | H | 63 |
| Household Size, Previous (New Persons) | SC0906:08 | P | 1175 |



INDEX TO SIPP RELATIONAL CORE FILE

| REFERENCE | MEMORIC | TY | LOCA FE TION |
|--|-------------|----|-----------------|
| Identification Number of Sample Unit | SU-ID | S | 9 |
| Identification Number of Sample Unit | HM-ID | H | 10 |
| Identification Number of Sample Unit | FF-ID | F | 10 |
| Identification Number of Sample Unit | PP-ID | P | 10 |
| Identification Number of Sample Unit | W5-ID | W | 10 |
| Identification Number of Sample Unit | SE-ID | SE | 10 |
| Identification Number of Sample Unit | G1-ID | G1 | 10 |
| Identification Number of Sample Unit | G2-ID | G2 | 10 |
| Imputation Flags | PG-IMP01:20 | H | 921 |
| Imputation Flags | PP-IMP01:99 | P | 1632 |
| Imputation Flags | PPLMP100:07 | P | 1720 |
| Imputation Flags | WS-IMP01:06 | W | 97 |
| Imputation Flags | WS-CAL01:04 | W | 103 |
| Imputation Flags | SE-IMP01:31 | SE | 113 |
| Imputation Flags | SE-CAL01:04 | SE | 124 |
| Imputation Flags | G1-IMP01:17 | G1 | 231 |
| Imputation Flags | G2-IMP01:27 | G2 | 450 |
| Incidental or Casual Earning--See G1 #55 | | | |
| Incidental or Casual Earnings, Recip. | RECIPSUM | P | 903 |
| Income Amount from Spec. Source, Imp Flg | G1-IMP02:05 | G1 | 232 |
| Income Amount from Specified Source (\$) | G1-AMT-1/4 | G1 | 26 |
| Income Amount from Specified Source (\$) | SC3016:30 | G1 | 76 |
| Income from Life Insurance or Annuity | SC1382 | P | 1395 |
| Income from Life Insurance, Imput. Flag | PP-IMP38 | P | 1669 |
| Income Not Included Elsewhere--See G1 #56 | | | |
| Income Reciprocity Summary | RECIPSUM | P | 849 |
| Income Source Code | SC3000 | G1 | 67 |
| Income Source Codes | INCSOURC | P | 1057 |
| Income Source Codes (Not Elsewhere Cov) | SC1706:30 | P | 1619 |
| Income Sources with Gen. Amts. 1 Record | INC-LIST | P | 937 |
| Income Types Received | RECIPSUM | P | 849 |
| Income Types Received | INCSOURC | P | 1057 |
| Income Types Received Same as Prev. Wave | SC1251:82 | P | 1310 |
| Income Types Received, New: Imp. Flags | PP-IMP93:96 | P | 1713 |
| Income Types Received, Same: Imp. Flags | PP-IMP85:92 | P | 1705 |
| Income Types Received, New Since Lst. Wave | SC1284:1322 | P | 1343 |
| Income Types Recoded for Conf--See G1 #75 | | | |
| Income, 5 Types Combined, Reciprocity | RECIPSUM | P | 923 |
| Income, Earnings Total (\$) | PP-EAR-1/4 | P | 733 |
| Income, Other Cash --See G1 #56 | | | |
| Income, Other Cash, Reciprocity | RECIPSUM | P | 904 |
| Income, Other Total (\$) | PP-OTH-1/4 | P | 821 |
| Income, Person's Total (\$) | PP-TOT-1/4 | P | 701 |
| Income, Property Total (\$) | PP-PRO-1/4 | P | 761 |
| Income, Transfer Total (\$) | PP-TRA-1/4 | P | 793 |
| Incorporation of Business | SC2220 | SE | 62 |
| Incorporation of Business, Imput. Flag | SE-IMPO5 | SE | 117 |
| Index of Family Record | PP-FAM-1/4 | P | 51 |
| Index of Family Reference Person | FFREFPER | F | 84 |
| Index of First Gen Amounts Type-1 Rec | PP-1STG1 | P | 75 |
| Index of First Self-Employment Record | PP-1STSE | P | 71 |



INDEX TO SIPP RELATIONAL CORE FILE

| REFERENCE | MNEMONIC | TY | LOCA PE TION |
|---|-------------|----|-----------------|
| Index of First Wage and Salary Record | PP-1STWS | P | 67 |
| Index of General Amounts Type-2 Record | PP-INXC2 | P | 79 |
| Index of Household Record | FF-BHINX | F | 19 |
| Index of Household Record | PP-BH-1/5 | P | 41 |
| Index of Household Reference Person | HH-REF-1/5 | H | 53 |
| Index of Last Gen Amounts Type-1 Rec | PP-LSTG1 | P | 77 |
| Index of Last Self-Employment Record | PP-1STSE | P | 73 |
| Index of Last Wage and Salary Record | PP-LSTWS | P | 69 |
| Index of Owning Person | WS-PINX | W | 20 |
| Index of Owning Person | SE-PINX | SE | 20 |
| Index of Owning Person | G1-PINX | G1 | 20 |
| Index of Owning Person | G2-PINX | G2 | 20 |
| Index of Record for First Family | FIRST-1/4 | H | 37 |
| Index of Record for Last Family | LAST-1/4 | H | 45 |
| Index of Spouse of Family Reference Per. | FFSPOUSE | F | 86 |
| Index of Subfamily Record | PP-SUB-1/4 | P | 59 |
| Indexes to Person Rec.'s of Family Mem. | FE-PINX | F | 24 |
| Indexes to Persons (1-30) in this HH | HH-PINX-1/5 | H | 73 |
| Industry | WS-IND | W | 25 |
| Industry | SE-IND | SE | 25 |
| Industry, Imputation Flag | WS-IMP02 | W | 98 |
| Industry, Imputation Flag | SE1-IMP02 | SE | 114 |
| Insurance Income, New Since Last Wave | SC1304 | P | 1353 |
| Insurance Income, New Since Last Wave | SC1318 | F | 1359 |
| Insurance Income, Paid-Up Life, for Wid. | SC1446 | P | 1425 |
| Insurance Income, Paid-Up Life, Imp Flag | PP-IMP38 | P | 1669 |
| Insurance Income, Paid-Up Life, Recip. | RECIPSUM | P | 884 |
| Insurance Income, Paid-Up Life, Recip. | SC1382 | P | 1395 |
| Insurance Income, Paid-Up Life-See G1#36 | | | |
| Insurance Income, Private Dis-See G1 #13 | | | |
| Insurance Income, Private Disability | RECIPSUM | P | 861 |
| Insurance Income, Private Disability | SC1396 | P | 1401 |
| Interest from Bonds/Funds in Own Name(\$) | S104-A-1/4 | G2 | 88 |
| Interest from Bonds/Funds, Joint (\$) | J104-A-1/4 | G2 | 68 |
| Interest from Bonds/Funds, Joint,(\$)\$4 Mo | SC4412 | G2 | 355 |
| Interest from Bonds/Funds, Own (\$)\$ 4 Mo. | SC4420 | G2 | 362 |
| Interest from Bonds/Funds: Imp. Flags | G2-IMP05:08 | G2 | 454 |
| Interest from Bonds/Funds: Imp.fr.Act.Bal | JCALG104 | G2 | 104 |
| Interest from Bonds/Funds: Imp.fr.Act.Bal | OCALG104 | G2 | 105 |
| Interest from Sav.: Imput. from Act.Bal. | JCALG100 | G2 | 62 |
| Interest from Sav.: Imput. from Act.Bal. | OCALG100 | G2 | 63 |
| Interest from Savings in Own Name (\$) | S100-A-1/4 | G2 | 46 |
| Interest from Savings in Own Name(\$)\$4 Mo | SC4320 | G2 | 343 |
| Interest from Savings, Imputation Flags | G2-IMP02:04 | G2 | 451 |
| Interest from Savings, Joint (\$) | J100-A-1/4 | G2 | 26 |
| Interest from Savings, Joint (\$) - 4 Mo. | SC4312 | G2 | 336 |
| Interest--See also Mortgage Interest | | | |
| Interest-Earning Assets, Other, Ownershp | ASSETSUM | P | 931 |
| Interest-Earning Checking Accounts | SC4306 | G2 | 333 |
| Interview Status: by Month | PP-MIS-1/5 | F | 31 |
| Interview Status: Coverage | SC0010:24 | H | 514 |

Vertical line on the left side of the page.


Horizontal line at the top right corner.

Vertical line on the right side of the page.

Horizontal line at the bottom left corner.


INDEX TO SIPP RELATIONAL CORE FILE

| REFERENCE | MNEMONIC | TY | LOCA PE TION |
|---|-------------|----|-----------------|
| Interview Status: Monthly | MH-R1S-1/5 | H | 373 |
| Interview Status: Number of Phone Calls | U-TOTPHN | H | 509 |
| Interview Status: Number of Visits | U-TOTVST | H | 507 |
| Interview Status: Person Number of Proxy | IT7B | P | 1153 |
| Interview Status: Phone Interview | IT12 | P | 1170 |
| Interview Status: Previous Wave | HH-INT1 | H | 378 |
| Interview Status: Reason for Noninterv. | ITEM36B | H | 498 |
| Interview Status: Self or Proxy | IT7A | P | 1152 |
| Interview Status: Self, Proxy or Refusal | PP-INTVW | P | 30 |
| Interview Status: Type 2 | IT7C | P | 1156 |
| Interview Time in Minutes | IT9B | P | 1161 |
| Interviewer Code | INT-CODE | H | 479 |
| Investments, Other, Ownership | ASSETSUM | P | 936 |
| Investments--See Assets | | | |
| JTPA/CETA Training Allowance | SC1674 | P | 1598 |
| Kitchen Facilities | KITCHEN | H | 456 |
| Kitchen Facilities, Unadited | U-KITCHN | H | 487 |
| Legal Form of Organization | SC2220:22 | SE | 62 |
| Legal Form of Organization, Input. Flag | SE-IMPC5:06 | SE | 117 |
| Life Ins (Pmt from Paid Up) --See G1 #36 | | | |
| Life Insurance--See Insurance Income | | | |
| Loan, Student | SC1676:78 | P | 1599 |
| Local Government Pension--See Pension | | | |
| Looking for Work or Layoff | SC1002 | P | 1180 |
| Looking for Work or Layoff | SC1176 | P | 1268 |
| Looking for Work or Layoff, Input. Flag | PP-IMP01:02 | P | 1632 |
| Looking for Work or Layoff, Input. Flag | PP-IMP17:18 | P | 1648 |
| Looking for Work or Layoff, Spec. Weeks | SC1004:40 | P | 1181 |
| Looking for Work or Layoff, Spec. Weeks | SC1178:1214 | P | 1269 |
| Low Income Cutoff (Annual \$) | HH-POV-1/4 | H | 548 |
| Low Income Cutoff (Annual \$) | FF-POV | F | 94 |
| Lump Sum Payments --See G1 #53 | | | |
| Lump Sum Payments, Reciprocity | REGIPSUM | P | 900 |
| Marital History | SC1418 | P | 1412 |
| Marital History, Imputation Flag | PP-IMP43 | P | 1674 |
| Marital Status | MS-1/5 | P | 161 |
| Marital Status | SC1414 | P | 1410 |
| Marital Status, Freedited | U-MS | P | 249 |
| Marital Status, Previous Wave | PW-MS | P | 134 |
| Means-Tested Benefits, Receipt of | BENFIT-1/4 | H | 536 |
| Means-Tested Cash Benefits, Receipt of | CASH-1/4 | H | 540 |
| Means-Tested Cash Transfer Inc of Fam(\$) | FF-TRAK | F | 122 |
| Means-Tested Cash Transfer Inc of HH (\$) | HH-TRA-1/4 | H | 660 |
| Means-Tested Cash Transfer Income (\$) | PP-TRA-1/4 | P | 793 |
| Means-Tested Noncash Benefits, Rec. of | NOCASH-1/4 | H | 544 |
| Means-Tested Noncash Income (\$) | HH-NON-1/4 | H | 716 |
| Medicaid | SC1502:36 | P | 1453 |
| Medicaid Coverage | MEDICAID | P | 1027 |
| Medicaid Coverage | COVAID-1/4 | P | 1028 |
| Medicaid Coverage, | SC1504 | P | 1454 |
| Medicaid Coverage, Imputation Flags | PP-IMP97 | P | 1717 |




INDEX TO SIPP RELATIONAL CORE FILE

| REFERENCE | MNEMONIC | TY | LOCA PE TION |
|---|-------------|----|-----------------|
| Medicaid, Imputation Flag | PP-IMP53:57 | P | 1684 |
| Medicaid, Months Covered | SG1528:36 | P | 1476 |
| Medicaid, Months Covered, Imput. Flag | PP-IMP56:57 | P | 1687 |
| Medicaid, Person #'s of Covered Children | SC1510:20 | P | 1457 |
| Medicare Claim # (last 2 digits) | SC1466 | P | 1434 |
| Medicare Coverage | COVCAR-1/4 | P | 1023 |
| Medicare Coverage Type | SC1468:72 | P | 1436 |
| Medicare Coverage, Imputation Flags | PP-IMP48:49 | P | 1679 |
| Metropolitan Statistical Area (Selected) | MSA | H | 25 |
| Metropolitan Subsample | METRO | H | 24 |
| Military Pension--See also Pension | | | |
| Military Retire. Pay, New Since Last Wave | SG1310 | P | 1356 |
| Military Retirement Pay | SG1370 | P | 1389 |
| Military Retirement Pay for Disability | SG1402 | P | 1404 |
| Military Retirement Pay for Widow | SG1438 | P | 1421 |
| Military Service, Previous--See Veteran | | | |
| Military Service--See Armed Forces Status | | | |
| Money Market Deposit Accounts, Own. (New) | SG1628 | P | 1576 |
| Money Market Deposit Accounts, Ownership | ASSETSUM | P | 925 |
| Money Market Deposit Accounts, Ownership | SG4302 | G2 | 331 |
| Money Market Funds, Ownership | ASSETSUM | P | 928 |
| Money Market Funds, Ownership | SC4400 | G2 | 349 |
| Money Market Funds, Ownership (New) | SC1636 | P | 1579 |
| Month for Which this Family is Defined | FF-MONTH | F | 21 |
| Month Job Ended | SC2020 | W | 63 |
| Month Job Started | SC2016 | W | 59 |
| Month of Birth, Preedited | U-BRTHMN | P | 1729 |
| Month of Interview | U-ITM38B | H | 505 |
| Month of Interview, Unedited | IT8MTH | P | 1157 |
| Month of Visit | U-ITM38B | H | 505 |
| Month Person Entered this Address | U-MONENT | P | 232 |
| Month Person Left this Address | U-MONLEFT | P | 230 |
| Monthly Earnings Before Deductions (\$) | SC2032:38 | W | 75 |
| Monthly Earnings, Imputation Flag | WS-CAL01:04 | W | 103 |
| Monthly Food Stamps (\$) | SC3124:36 | G1 | 212 |
| Monthly Health Insurance Coverage | SC1540:46 | P | 1483 |
| Monthly Health Insurance, Imput. Flag | PP-IMP60 | P | 1691 |
| Monthly Income of Business (\$) | SC2238:44 | SE | 77 |
| Monthly Income of Business (\$), Imp Flag | SE-CAL01:04 | SE | 124 |
| Monthly Income of Specified Type (\$) | SC3018:30 | G1 | 77 |
| Monthly Medicaid Coverage | SC1528:36 | P | 1476 |
| Monthly Medicaid Coverage, Imput. Flag | PP-IMP56:57 | P | 1687 |
| Monthly SS/RR Payments for Children (\$) | SC3070:84 | G1 | 141 |
| Mortgage Interest Earned, Imput. Flag | G2-IMP24:26 | G2 | 473 |
| Mortgage Interest Earned, Joint (\$) | J130-A-1/4 | G2 | 266 |
| Mortgage Interest Earned, Joint (\$) 4 Mo | SC4712 | G2 | 432 |
| Mortgage Interest Earned, Own (\$) | S130-A-1/4 | G2 | 230 |
| Mortgage Interest Earned, Own (\$) 4 Mo. | SC4716 | G2 | 438 |
| Mortgage Interest Received, Joint | J130-W-1/4 | G2 | 262 |
| Mortgage Interest Received, Own Name | S130-W-1/4 | G2 | 286 |
| Mortgage Interest, Imputation Flags | G2-IMP23:26 | G2 | 472 |



INDEX TO SIPP RELATIONAL CORE FILE

| REFERENCE | MNEMONIC | TY | LOCA PE TION |
|---|-------------|----|-----------------|
| Mortgages | SC4700 | G2 | 426 |
| Mortgages Held, In Own Name | S130-M-1/4 | G2 | 282 |
| Mortgages Held, Joint | J130-M-1/4 | G2 | 258 |
| Mortgages, Ownership | ASSETSUM | P | 934 |
| Mortgages, Ownership-New Since Last Wave | SC1642 | P | 1582 |
| Movers: Day Entered this Address | U-DAYENT | P | 236 |
| Movers: Day Left this Address | U-DAYLFT | P | 234 |
| Movers: Did All Household Members Move? | SC0018 | H | 518 |
| Movers: Month Entered this Address | U-MONENT | Z | 232 |
| Movers: Month Left this Address | U-MONLFT | P | 230 |
| Movers: New Household Members | SC0020 | H | 519 |
| Movers: Reason for Joining New Household | U-REAGENT | P | 228 |
| Movers: Reason for Leaving Household | U-REALFT | P | 226 |
| MSA/CMSA Code (Selected) | MSA | H | 25 |
| Municipal or Corporate Bonds, Ownership | ASSETSUM | P | 930 |
| National Guard or Reserve Pay, Recip. | RECIPSUM | P | 895 |
| National Guard or Reserve Pay-See G1 #54 | | | |
| Net Profit of Business (Over 4 Mo.) (\$) | SC2256 | SE | 102 |
| Net Profit of Business, Imputation Flag | SE-IMP10 | SE | 122 |
| New Persons in Sample: Imputation Flags | PP-IMP84 | P | 1704 |
| New Persons in Sample: Prev. HH Size | SC0906:08 | P | 1175 |
| New Persons in Sample: Prev. Residence | SC0902:12 | P | 1173 |
| New Persons in Sample: Prev. Relationship | SC0910:12 | P | 1177 |
| Noncash Benefits, Receipt of | NOGCASH-1/4 | H | 544 |
| Noncash Income of Household (\$) | HH-NON-1/4 | H | 716 |
| NOW Accounts, Ownership | ASSETSUM | P | 927 |
| Occupation | WS-OCC | W | 22 |
| Occupation | SE-OCC | SE | 22 |
| Occupation, Imputation Flag | WS-IMP01 | W | 97 |
| Occupation, Imputation Flag | SE1-IMP01 | SE | 113 |
| Other Welfare --See G1 #24 | | | |
| Own Children in Family, Number | FFOWNKID | F | 90 |
| Own Children Under 18 in Family, Number | FFOKLI18 | F | 92 |
| Panel | SAMPLE | H | 476 |
| Parent Person Number | PNPT-1/5 | P | 197 |
| Parent Person Number, Previous Wave | PW-PNPT | P | 138 |
| Part Time Work | SC1234:38 | P | 1299 |
| Part Time Work, Imputation Flag | PP-IMP26:28 | P | 1637 |
| Partners in Business, Person Numbers | SC2224:30 | SE | 64 |
| Paycheck Frequency | SC2030 | WS | 74 |
| Paycheck Frequency, Imputation Flag | WS-IMP06 | W | 102 |
| Pell Grant | SC1664 | P | 1593 |
| Pension (Disability) | SC1398:1410 | P | 1402 |
| Pension (Retirement) | SC1366:78 | P | 1387 |
| Pension (Retirement), Imputation Flag | PP-IMP37 | P | 1668 |
| Pension for Widow | SC1434:44 | P | 1419 |
| Pension for Widow, Imputation Flag | PP-IMP46 | P | 1677 |
| Pension from Company or Union (Disabil.) | SC1398 | P | 1402 |
| Pension from Company or Union for Widow | SC1434 | P | 1419 |
| Pension from Company or Union, Recip | RECIPSUM | P | 878 |
| Pension from Company or Union-See G1 #30 | | | |



INDEX TO SIPP RELATIONAL CORR FILE

| REFERENCE | MNEMONIC | TY | LOCA PE TION |
|---|------------|----|-----------------|
| Pension, Federal Civilian, Reciprocity | RECIPSUM | P | 879 |
| Pension, Local Government | SC1376 | P | 1391 |
| Pension, Local Government, (Disability) | SC1408 | P | 1406 |
| Pension, Local Government, for Widow | SC1444 | P | 1423 |
| Pension, Local Government, Reciprocity | RECIPSUM | P | 883 |
| Pension, Military Retirement, Recip. | RECIPSUM | P | 880 |
| Pension, Military Retirement--See Gl #32 | | | |
| Pension, New Since Last Wave | SC1306:16 | P | 1354 |
| Pension, State Government | SC1374 | P | 1390 |
| Pension, State Government, (Disability) | SC1406 | P | 1405 |
| Pension, State Government, for Widow | SC1442 | P | 1422 |
| Pension, State Government, Reciprocity | RECIPSUM | P | 882 |
| Pensions or Annuities for Widow | SC1426:52 | P | 1416 |
| Pensions or Annuities for Widow, Imp Flg | PP-IMP45 | P | 1676 |
| Pensions, Federal Civilian --See Gl #31 | | | |
| Pensions, Local Government --See Gl #35 | | | |
| Pensions, State Government --See Gl #34 | | | |
| Person # of Guardian, Preedited | U-PNGD | P | 253 |
| Person # of Parent | PNPT-1/5 | P | 197 |
| Person # of Parent, Preedited | U-PNPT | P | 246 |
| Person # of Proxy | IT7B | P | 1153 |
| Person # of Respondent | U-CGRSPP | H | 511 |
| Person # of Spouse | PNSP-1/5 | P | 182 |
| Person # of Spouse, Preedited | U-PNSP | P | 250 |
| Person # of this Person, Edited | PP-PNUM | P | 38 |
| Person # of this Person, Preedited | U-PNUM | P | 221 |
| Person # of this Person, Previous | SG0066 | P | 698 |
| Person #'s: Business Partners in HH | SC2224:30 | SE | 64 |
| Person #'s: Covered by Food Stamps | SC3100:20 | GL | 180 |
| Person #'s: Covered by Health Insurance | SC1554:86 | P | 1490 |
| Person #'s: Covered by Medicaid(Children | SC1510:20 | P | 1457 |
| Person #'s: Covered by Social Security/RR | SC3086:98 | GL | 161 |
| Person #'s: Covered by Welfare or VetPay | SC3034:54 | GL | 101 |
| Person #, Edited | WS-PERID | W | 107 |
| Person #, Edited | SE-PERID | SE | 133 |
| Person #, Edited | G1-PERID | GL | 256 |
| Person #, Edited | G2-PERID | G2 | 482 |
| Person Records, # in Sampling Unit | SU-TOT2P | S | 23 |
| Persons in Family | PFNUMBER | F | 22 |
| Persons in Household | HH-NP-1/5 | H | 63 |
| Persons in Household (Noninterview) | SIZE-HH | H | 474 |
| Persons in Household (Noninterview) | U-SIZ-HH | H | 502 |
| Poverty Threshold (Annual \$) | HH-POV-1/4 | H | 548 |
| Poverty Threshold (Annual \$) | FF-POV | F | 94 |
| Preinterview Time for Transcrip.-Minutes | IT11B | P | 1167 |
| Previous Entry Address ID (Rare) | SC0064 | P | 696 |
| Previous Person Number (Rare) | SC0066 | P | 698 |
| Previous Rotation Group (Rare) | PP-PRERT | P | 1728 |
| Previous Sample Unit ID (Rare) | PREV-ID | P | 687 |
| Previous Wave Address ID | PW-ADDID | P | 131 |
| Previous Wave Child/Adult Status | PW-POPST | P | 141 |

Vertical line on the left side of the page.

Vertical line on the right side of the page.

Horizontal line at the bottom of the page.


INDEX TO SIPP RELATIONAL CORE FILE

| REFERENCE | MNEMONIC | TY | LOCA PE TION |
|--|------------|----|-----------------|
| Previous Wave Interview Status | HW-INT1 | H | 378 |
| Previous Wave Interview Status | PW-INTVW | P | 143 |
| Previous Wave Marital Status | PW-MS | P | 134 |
| Previous Wave Person Number of Parent | PW-PNPT | P | 141 |
| Previous Wave Person Number of Spouse | PW-PNSP | P | 135 |
| Previous Wave Relation. to Ref. Person | PW-RRP | P | 133 |
| Previous Wave, Entry Since, Reason | U-REAENT | P | 228 |
| Previous Wave, Exit Since, Reason | U-REALFT | P | 226 |
| Previous Wave, in SIPP Universe | PW-ADDIT | P | 142 |
| Property Income of Family (\$) | FF-PROP | F | 114 |
| Property Income of Household (\$) | HH-PRO-1/4 | H | 628 |
| Property Income, Total (\$) | PP-PRO-1/4 | P | 761 |
| Proxy Interview | PP-INTVW | P | 30 |
| Proxy, Unedited Person Number of PSU, Segment & Serial #s (Scrambled) | IT7B | P | 1153 |
| Public Housing, Monthly Rent | SU-ID | S | 9 |
| Public Housing, Owned by Local Hous Auth | PUBRNAMT | H | 865 |
| Public Housing, Residence In | SC4802 | H | 875 |
| Public Housing, Residence In, Unedited | PUBHOUS | H | 470 |
| Race | U-PBHOUS | H | 493 |
| Race of Reference Person (Noninterview) | RACE | P | 160 |
| Race of Reference Person (Noninterview) | RACE-RP | H | 472 |
| Race, Preedited | U-RAC-RP | H | 500 |
| Railroad Retirement --See GI # 2 | U-RACE | P | 257 |
| Railroad Retirement (Disability) | SC1390 | P | 1399 |
| Railroad Retirement (for Widow) | SC1428 | P | 1417 |
| Railroad Retirement (Retirement) | SC1364 | P | 1386 |
| Railroad Retirement Coverage | RATLRD-1/4 | P | 1144 |
| Railroad Retirement, New Since Last Wave | SG1298 | P | 1351 |
| Railroad Retirement, Recipiency | REGIPSUM | P | 850 |
| Reason Could Not Take a Job | SC1042:44 | P | 1200 |
| Reason Could Not Take a Job | SC1218 | P | 1289 |
| Reason Could Not Take a Job, Imput. Flag | PP-IMP04 | P | 1635 |
| Reason Could Not Take a Job, Imput. Flag | PP-IMP20 | P | 1651 |
| Reason for Absence from Job | SC1098 | P | 1229 |
| Reason for Absence from Job | SC1174 | P | 1267 |
| Reason for Absence from Job, Imput. Flag | PP-IMP12 | P | 1643 |
| Reason for Absence from Job, Imput. Flag | PP-IMP16 | P | 1647 |
| Reason for Entering New Address | U-REAENT | P | 228 |
| Reason for Getting Social Security | SC1346:48 | P | 1376 |
| Reason for Leaving Previous Wave Address | U-REALFT | P | 226 |
| Reason for Not Looking for Work | SC1054 | P | 1206 |
| Reason for Not Looking for Work | SC1228 | P | 1294 |
| Reason for Not Looking for Work, Imp Flg | PP-IMP08 | P | 1639 |
| Reason for Not Looking for Work, Imp Flg | PP-IMP24 | P | 1655 |
| Reason for Part-Time Work | SC1238 | P | 1302 |
| Reason for Part-Time Work, Imput. Flag | PP-IMP28 | P | 1659 |
| Receipt of Cash Benefits | CASH-1/4 | H | 540 |
| Receipt of Means-Tested Benefits | BENFIT-1/4 | H | 536 |
| Receipt of Noncash Benefits | NOGASH-1/4 | H | 544 |
| Recipiency of Specified Income by Month | GI-REC-1/4 | GI | 22 |




INDEX TO SIPP RELATIONAL CORE FILE

| REFERENCE | MNEMONIC | TY | LOCA PE TION |
|---|-------------|----|-----------------|
| Record Seq # within Samp Unit & Rec Type | SU-RCSEQ | S | 8 |
| Record Seq # within Samp Unit & Rec Type | HH-RCSEQ | H | 8 |
| Record Seq # within Samp Unit & Rec Type | FF-RCSEQ | F | 8 |
| Record Seq # within Samp Unit & Rec Type | PP-RCSEQ | P | 8 |
| Record Seq # within Samp Unit & Rec Type | WS-RCSEQ | W | 8 |
| Record Seq # within Samp Unit & Rec Type | SE-RCSEQ | SE | 8 |
| Record Seq # within Samp Unit & Rec Type | G1-RCSEQ | G1 | 8 |
| Record Seq # within Samp Unit & Rec Type | G2-RCSEQ | G2 | 8 |
| Record Type | SU-RCTYP | S | 6 |
| Record Type | HH-RCTYP | H | 6 |
| Record Type | FF-RCTYP | F | 6 |
| Record Type | PP-RCTYP | P | 6 |
| Record Type | WS-RCTYP | W | 6 |
| Record Type | SE-RCTYP | SE | 6 |
| Record Type | G1-RCTYP | G1 | 6 |
| Record Type | G2-RCTYP | G2 | 6 |
| Reduction Group Code | SU-RGC | S | 35 |
| Relationship to Ref. Person, Prev. Wave | PW-RRP | P | 133 |
| Relationship to Reference Person | RRP-1/5 | P | 144 |
| Relationship to Reference Person, Preadit | U-RRP | P | 224 |
| Relationship to Sub/Secondary Fam. Ref. | FAMREL-1/5 | P | 171 |
| Relationship, Previous (New Persons) | SC0910:12 | F | 1177 |
| Relatives or Friends, Money --See G1 #51 | | | |
| Relatives or Friends, Money from, Recip. | RECIPSUM | P | 899 |
| Rent for Public Housing Unit (\$) | PUBRNAMT | H | 865 |
| Rent for Public Housing Unit (\$) | SC4804 | H | 876 |
| Rent for Public Housing Unit, Imp Flag | PG-IMP01 | H | 876 |
| Rent-Government Assistance | LOW-RENT | H | 471 |
| Rent-Government Assistance (\$) | SC4808:14 | H | 883 |
| Rent-Government Assistance (\$), Imp Flag | PG-IMP03:05 | H | 883 |
| Rent-Government Assistance, Unedited | U-LOWRNT | H | 495 |
| Rental Income Received in Own Name | S120-W-1/4 | G2 | 210 |
| Rental Income Received, Joint | J120-W-1/4 | G2 | 186 |
| Rental Income Received, Joint with Other | W120-W-1/4 | G2 | 234 |
| Rental Income, Amt.Cleared with Other(\$) | W120-A-1/4 | G2 | 238 |
| Rental Income, Amt.Cleared with Other(\$) | SC4620 | G2 | 420 |
| Rental Income, Amt.Cleared, Joint (\$) | J120-A-1/4 | G2 | 190 |
| Rental Income, Amt.Cleared, Joint(\$) ⁴ Mo | SC4606 | G2 | 401 |
| Rental Income, Amt.Cleared, Own (\$) ⁴ Mo | SC4614 | G2 | 413 |
| Rental Income, Amt.Cleared, Own Name(\$) | S120-A-1/4 | G2 | 214 |
| Rental Income, Gross, Imputation Flags | G2-IMP16:22 | G2 | 465 |
| Rental Income, Gross, in Own Name(\$) ⁴ Mo | SC4612 | G2 | 408 |
| Rental Income, Gross, Joint (\$) ⁴ Mo. | SC4604 | G2 | 396 |
| Rental Income, Imputation Flags | G2-IMP15:22 | G2 | 464 |
| Rental Property, Ownership | ASSETSUM | P | 933 |
| Rental Property, Ownership (New) | SC1650 | P | 1386 |
| Rental Property, Ownership, Imput. Flag | PP-IMP62 | P | 1693 |
| Retirement | SC1360 | P | 1384 |
| Retirement Income Types | SC1360:80 | P | 1384 |
| Retirement Income Types, Imputation Flag | FP-IMP35:37 | P | 1666 |
| Retirement, et al, Other Payments, Recip | RECIPSUM | P | 886 |




INDEX TO SIPP RELATIONAL CORE FILE

| REFERENCE | MNEMONIC | TY | LOGA PE TION |
|---|-------------|----|-----------------|
| Retirement, et al, Other Pmt--See Gl #38 | | | |
| Roomers or Boarders, Income --See Gl #53 | | | |
| Roomers or Boarders, Income from, Recip. | RECIPSUM | P | 901 |
| Rotation Group | SU-ROT | S | 9 |
| Rotation Group, Previous (Rare) | PP-PRERE | P | 1728 |
| Royalties | SC4702 | G2 | 427 |
| Royalties or Other Invest. Income(\$) ⁴ Mo | SC4720 | G2 | 444 |
| Royalties or Other Investment Income | S4050-W1/4 | G2 | 306 |
| Royalties or Other Investment Income (\$) | S4050-A1/4 | G2 | 310 |
| Royalties or Other Investment, Imp Flag | G2-IMP27 | G2 | 476 |
| Royalties, Ownership | ASSETSUM | P | 935 |
| Royalties, Ownership (New) | SC1652 | P | 1587 |
| Royalties, Ownership, Imputation Flag | PP-IMP63 | P | 1694 |
| Salary--See Earnings | | | |
| Sample Unit Identification No., Previous | PREV-ID | P | 687 |
| Sample Unit Identification Number | SU-ID | S | 9 |
| Sample Unit Identification Number | HH-ID | H | 10 |
| Sample Unit Identification Number | FF-ID | F | 10 |
| Sample Unit Identification Number | PP-ID | P | 10 |
| Sample Unit Identification Number | WS-ID | W | 10 |
| Sample Unit Identification Number | SE-ID | SE | 10 |
| Sample Unit Identification Number | G1-ID | G1 | 10 |
| Sample Unit Identification Number | G2-ID | G2 | 10 |
| Savings Accounts, in Own Name | S100-W-1/4 | G2 | 42 |
| Savings Accounts, Joint | J100-W-1/4 | G2 | 22 |
| Savings Accounts, Ownership | ASSETSUM | P | 924 |
| Savings Accounts, Ownership (New) | SC1626:30 | P | 1575 |
| Savings Accounts, Regular/Passbook | SC4300 | G2 | 330 |
| Scholarship, Fellowship or Grant, ex.VA | SC1670 | P | 1596 |
| School Breakfast | SC4840:46 | H | 885 |
| School Breakfast | TYPEBRKF | H | 886 |
| School Breakfast, Imputation Flag | PG-IMP17:20 | H | 923 |
| School Lunches | TYPELUNH | H | 885 |
| School Lunches | SC4828:38 | H | 899 |
| School Lunches, Imputation Flag | PG-IMP11:16 | H | 917 |
| Secondary Family: Family Number | FAMNUM-1/5 | P | 176 |
| Secondary Family: Relationship | FAMREL-1/5 | P | 171 |
| Securities, U.S. Government, Own. (New) | SC1638 | P | 1580 |
| Securities, U.S. Government, Ownership | ASSETSUM | P | 929 |
| Segment Type | SEGTYPE | H | 478 |
| Self Empl: Total Inc. for Bus. by Mo.(\$) | SC2238:44 | SE | 77 |
| Self Empl: Total Inc. for Bus., Imp Flag | SE-CAL01:04 | SE | 124 |
| Self-Employment Income (\$) | SE-AMT-1/4 | SE | 36 |
| Self-Employment Income, Reciprocity | SE-REC-1/4 | SE | 32 |
| Self-Employment Records, # in Samp Unit | SU-TOTSE | S | 27 |
| Sequence Number of Sample Unit | SUSEQNUM | S | 1 |
| Sequence Number of Sample Unit | HHSEQNUM | H | 1 |
| Sequence Number of Sample Unit | FFSEQNUM | F | 1 |
| Sequence Number of Sample Unit | PPSEQNUM | P | 1 |
| Sequence Number of Sample Unit | WSSEQNUM | W | 1 |
| Sequence Number of Sample Unit | SESEQNUM | SE | 1 |



INDEX TO SIPP RELATIONAL CORE FILE

| REFERENCE | MNEMONIC | TY | LOCA PE TION |
|--|-------------|----|-----------------|
| Sequence Number of Sample Unit | G1SEQNUM | G1 | 1 |
| Sequence Number of Sample Unit | G2SEQNUM | G2 | 1 |
| Sex | SEX | P | 159 |
| Sex of Family Householder | FF-RIND | F | 89 |
| Sex of Reference Person (Noninterview) | SEX-RP | H | 473 |
| Sex of Reference Person (Noninterview) | U-SEX-RP | H | 501 |
| Sex, Preedited | U-SEX | P | 256 |
| Sick Pay | | | --See G1 #12 |
| Sick Pay, Reciprocity | REGIPSUM | P | 860 |
| Size of Family | FFNUMBER | F | 22 |
| Size of Household | HH-NP-1/5 | H | 63 |
| Size of Household (Noninterview) | SIZE-HH | H | 474 |
| Size of Household (Noninterview) | U-SIZ-HH | H | 502 |
| Social Security | | | --See G1 # 1 |
| Social Security Coverage | SOCSEC-1/4 | P | 1140 |
| Social Security Income of Family (\$) | FFSOCSEC | F | 136 |
| Social Security Income of Household (\$) | HH-SOC-1/4 | H | 740 |
| Social Security Payments, Imput. Flag | PP-IMP32 | P | 1663 |
| Social Security Payments, Reason | SC1346:48 | P | 1376 |
| Social Security Payments, Receipt | SC1342 | P | 1374 |
| Social Security Pmts for Child, Imp Flg | PP-IMP33 | P | 1664 |
| Social Security Pmts for Children, Recip | SG1352 | P | 1381 |
| Social Security Pmts, New Since Last Wave | SG1286 | P | 1344 |
| Social Security Reciprocity | REGIPSUM | P | 849 |
| Social Security/RR for Children (\$) | KIDAMT-1/4 | G1 | 50 |
| Social Security/RR Income for Child. (\$) | KIDAMT-1/4 | P | 50 |
| Social Security/RR Pmt for Child, Imp. Flg | G1-IMP06:09 | G1 | 236 |
| Social Security/RR Pmts for Children (\$) | SC3070:84 | G1 | 141 |
| Social Security/RR Recip. for, Imp. Flg. | G1-IMP01 | G1 | 231 |
| Social Security/RR Reciprocity For Child. | KIDSS-1/4 | G1 | 46 |
| Social Security/RR Reciprocity for Child. | SC3068 | G1 | 140 |
| Social Security/RR Reciprocity for Whom | SC3006:12 | G1 | 71 |
| Social Security/RR Reciprocity Type | SSRECIND | G1 | 66 |
| Social Security/RR, Type of Check | SC3064 | G1 | 136 |
| Spouse Person Number | PNSP-1/5 | P | 182 |
| Spouse Person Number, Preedited | U-PNSP | P | 250 |
| Spouse Person Number, Previous Wave | PW-PNSP | P | 135 |
| SSI | | | --See G1 # 3 |
| SSI Income of Family (\$) | FF-SSI | F | 142 |
| SSI Income of Household (\$) | HH-SSI-1/4 | H | 764 |
| SSI, Reciprocity | REGIPSUM | P | 851 |
| SSI, Reciprocity | SC1354 | P | 1382 |
| SSI, Reciprocity, Imputation Flag | PP-IMP34 | P | 1665 |
| SSI, Reciprocity, New Since Last Wave | SC1288 | P | 1345 |
| State Government Pension--See Pension | | | |
| State of Residence | STAT-MOV | H | 21 |
| State of Sample Unit at Inception | SU-STATE | S | 33 |
| State Unemployment Comp--See Unemp Comp | | | |
| Stock Dividend Checks | SC4500 | G2 | 368 |
| Stock Dividend Checks in Own Name | S10-WD-1/4 | G2 | 126 |
| Stock Dividend Checks, Imputation Flags | G2-IMP09:11 | G2 | 458 |



INDEX TO SIPP RELATIONAL CORE FILE

| REFERENCE | MNEMONIC | TY | LOCA FE TION |
|---|-------------|----|-----------------|
| Stock Dividend Checks, Joint | J10-WD-1/4 | G2 | 106 |
| Stock Dividends Received in Own Name (\$) | S10-AD-1/4 | G2 | 130 |
| Stock Dividends Received, Imput. Flag | G2-IMP10 | G2 | 459 |
| Stock Dividends Received, Joint | SC4504 | G2 | 370 |
| Stock Dividends Received, Joint (\$) | J10-AD-1/4 | G2 | 110 |
| Stock Dividends Received, Own (\$) 4 Mo. | SC4508 | G2 | 376 |
| Stock Dividends Reinvested | SC4512 | G2 | 382 |
| Stock Dividends Reinvested, Imput. Flag | G2-IMP12:14 | G2 | 461 |
| Stock Dividends Reinvested, Joint | J10-CD-1/4 | G2 | 146 |
| Stock Dividends Reinvested, Joint (\$) | J10-AR-1/4 | G2 | 150 |
| Stock Dividends Reinvested, Joint(\$) ⁴ Mo | SC4516 | G2 | 384 |
| Stock Dividends Reinvested, Own (\$) 4 Mo | SC4518 | G2 | 389 |
| Stock Dividends Reinvested, Own Name | S10-CD-1/4 | G2 | 156 |
| Stock Dividends Reinvested, Own Name(\$) | S10-AR-1/4 | G2 | 170 |
| Stocks or Mutual Funds, Ownership | ASSETSUM | P | 932 |
| Stocks or Mutual Funds, Ownership (New) | SC1648 | P | 1585 |
| Stratum Code for Variance Estimation | VARSTRAT | H | 453 |
| Student Aid | SC1660:78 | P | 1591 |
| Student Aid, Amount Per Term | SC1684:92 | P | 1606 |
| Student Aid, Amount Per Term, Imp Flag | PP-IMP80:82 | P | 1700 |
| Student Aid, Imputation Flag | PP-IMP76:77 | P | 1696 |
| Student Loan, Guaranteed | SC1676 | P | 1599 |
| Student Loan, National Direct | SC1678 | P | 1600 |
| Subfamily Membership | FAMTYP-1/5 | P | 166 |
| Subfamily Relationship | FAMREL-1/5 | P | 171 |
| Subfamily: Family Number | FAMNUM-1/5 | P | 176 |
| Subsidized Housing | LOW-RENT | H | 471 |
| Supplemental Educ. Opportunity Grant | SC1666 | P | 1594 |
| Supplemental Security Income--See SSI | | | |
| Tenure | TENURE | H | 469 |
| Tenure, Unedited | U-TENURE | H | 492 |
| Transcription Codes | TRN-CODE | P | 267 |
| Transfer Income of Family (\$) | FF-TRAN | F | 122 |
| Transfer Income of Household (\$) | HH-TRA-1/4 | H | 660 |
| Transfer Income, Means-tested Total (\$) | PP-TRA-1/4 | P | 793 |
| Tuition and Fees (\$) | SC1682 | P | 1602 |
| Tuition and Fees (\$), Imputation Flag | PP-IMP79 | P | 1699 |
| Type of Housing Unit | LIVQTR-1/5 | H | 457 |
| U.S. Government Securities, Ownership | ASSETSUM | P | 929 |
| Unemployment Benefits, Suppl--See G1 # 6 | | | |
| Unemployment Benefits, Supplemental | SC1242 | P | 1305 |
| Unemployment Benefits, Supplemental Rec | RECIPSUM | P | 854 |
| Unemployment Comp., Other --See G1 # 7 | | | |
| Unemployment Comp., State --See G1 # 5 | | | |
| Unemployment Compensation, Other, Recip | RECIPSUM | P | 855 |
| Unemployment Compensation, State | SC1240 | P | 1304 |
| Unemployment Compensation, State, Recip | RECIPSUM | P | 853 |
| Unemployment Compensation, State, Imp Flg | PP-IMP29 | P | 1660 |
| Unemployment Income of Family (\$) | FF-UNEMP | F | 148 |
| Unemployment Income of Household (\$) | HH-UNE-1/4 | H | 788 |
| Union Pension--See Pension | | | |

Vertical line on the left side of the page.


Horizontal line at the top right of the page.

Vertical line on the right side of the page.

Horizontal line at the bottom left of the page.


INDEX TO SIPP RELATIONAL CORE FILE

| REFERENCE | MNEMONIC | TY | LOCA PE TION |
|---|-------------|----|-----------------|
| Unit Type | LIVQTR-1/5 | H | 457 |
| Unit Type, Unedited | U-LIVQTR | H | 488 |
| Units in Structure | NUMUNITS | H | 467 |
| Units in Structure, Unedited | U-NMUNIT | H | 490 |
| Utilities, Payment for | UTLPAYYN | H | 871 |
| Utilities, Payment for (in Public Hous.) | SC4806 | H | 882 |
| Utilities, Pmt. (in Pub Hous), Imp Flag | PG-IMP02 | H | 882 |
| Utilities, Pmt. (in Subs Hous) | SC4812 | H | 890 |
| Utilities, Pmt. (in Subs Hous), Imp Flag | PG-IMP04 | H | 890 |
| VA Educational Assistance Prog., Other | SC1668 | P | 1595 |
| VA Income Questionnaire | SC3060 | G1 | 133 |
| Variance Estimation: Half Sample Code | HALFSAMP | H | 452 |
| Variance Estimation: Stratum Code | VARSTRAT | H | 453 |
| Version Number of File | VERSION | S | 38 |
| Veteran Payments Coverage | VETS-1/4 | P | 1116 |
| Veteran Status | VETSTAT | P | 212 |
| Veteran Status | SC1330 | P | 1366 |
| Veteran Status, Unedited | U-VET | P | 263 |
| Veteran: Length of Service | SC1332 | P | 1367 |
| Veteran: Period of Service | U-SRVDT | P | 264 |
| Veteran: Service Connected Disability | SC1334 | P | 1369 |
| Veteran: VA Disability Rating | SC1336 | P | 1371 |
| Veterans Comp. or Pension for Widow | SC1430 | P | 1418 |
| Veterans Comp., New Since Last Wave | SC1290 | P | 1346 |
| Veterans Compensation or Pension | SC1338 | P | 1372 |
| Veterans Compensation or Pension, Recip | RECIPSUM | P | 856 |
| Veterans Compensation or Pension, Imp Flg | PP-IMP31 | P | 1662 |
| Veterans Compensation/Pension-See G1 # 8 | | | |
| Veterans Educational Benefits | SC1662:68 | P | 1592 |
| Veterans Payments for Family (\$) | FF-VETPY | F | 154 |
| Veterans Payments to Household (\$) | HH-VET-1/4 | H | 812 |
| Veterans: Death of Husband from Service | SC1456 | F | 1430 |
| Veterans: Death of Husband, Imput. Flag | PP-IMP47 | F | 1678 |
| Wage or Salary Records, # in Samp Unit | SU-TOTWS | S | 25 |
| Wage Rate (\$) | SC2028 | W | 70 |
| Wage Rate, Imputation Flag | WS-IMP05 | W | 101 |
| Want for Job When Not Looking | SC1050 | P | 1204 |
| Want for Job When Not Looking | SC1224 | F | 1292 |
| Want for Job When Not Looking, Imp Flag | PP-IMP22 | P | 1653 |
| Wave | U-ITM38A | H | 504 |
| Wave | PP-WAVE | P | 19 |
| Wave | WS-WAVE | W | 19 |
| Wave | SE-WAVE | SE | 19 |
| Wave | G1-WAVE | G1 | 19 |
| Wave | G2-WAVE | G2 | 19 |
| Wave in Which HH Came Into Existence | WAVEPREP | H | 484 |
| Wave Number | ITEM36A | H | 497 |
| Weeks Absent Without Pay, Imput. Flag | PP-IMP10:11 | P | 1641 |
| Weeks Absent Without Pay, Imput. Flag | PP-IMP14:15 | P | 1645 |
| Weeks Absent Without Pay, Specific Weeks | SC1058:96 | P | 1209 |
| Weeks Absent Without Pay, Specific Weeks | SC1136:72 | P | 1248 |



INDEX TO SIPP RELATIONAL CORE FILE

| REFERENCE | MNEMONIC | TY | LOCA PE TION |
|--|--------------|----|-----------------|
| Weeks Employed During Month | WS-EMP-1/4 | W | 28 |
| Weeks In Month, Total | WEEKS-1/4 | P | 953 |
| Weeks Looking for Work During Mo., # of | WK-LOK-1/4 | P | 1001 |
| Weeks Looking for Work, Specific Week | WEEKSLK | P | 1005 |
| Weeks Looking or on Layoff, Imput. Flag | PP-IMP02 | P | 1633 |
| Weeks Looking or on Layoff, Input. Flag | PP-IMP19 | P | 1650 |
| Weeks Looking or on Layoff, Specific Wk. | SC1004:40 | P | 1181 |
| Weeks Looking or on Layoff, Specific Wk. | SC1216 | P | 1288 |
| Weeks With a Job, Imputation Flags | PP-IMP13 | P | 1644 |
| Weeks With a Job, Specific Week | WKWJOB | P | 961 |
| Weeks With a Job, Specific Weeks | SC1100:34 | P | 1230 |
| Weeks With Business | SE-WWB-1/4 | SE | 28 |
| Weeks With Job During Month, Number of | WK-JOB-1/4 | P | 957 |
| Weeks Without Pay During Month, # of | WK-WOP-1/4 | P | 979 |
| Weeks Without Pay, Specific Week | WEEKSAB | P | 983 |
| Weight of Family | PP-FINWT | F | 172 |
| Weight of Household, Base | HH-BW | H | 380 |
| Weight of Household, Final | HH-FIN-1/5 | H | 392 |
| Weight of Person | FNLWGT-1/5 | P | 81 |
| Welfare Payments, Other, Coverage | OTHER-1/4 | P | 1136 |
| Welfare, Other, Recipency | RECIPSUM | P | 872 |
| Welfare, Type of | SC1484:98 | P | 1444 |
| Welfare, Type of, Imputation Flags | PP-IMP51:52 | P | 1682 |
| WIC | --See G1 #25 | | |
| WIC Coverage | COVWIC-1/4 | P | 1032 |
| WIC Voucher Value | VALWIC-1/4 | P | 1036 |
| WIC, Imputation Flags | G1-IMP14:17 | G1 | 244 |
| WIC, Recipency | RECIPSUM | P | 873 |
| WIC, Recipency | SC1494 | P | 1448 |
| WIC, Recipency | SC3138:44 | G1 | 227 |
| Widow's Pension | SC1426:52 | P | 1416 |
| Widow's Pension, Imputation Flag | PP-IMP45 | P | 1676 |
| Women, Infants & Childrens Prog.--See WIC | | | |
| Work Anytime During 4 Months | SC1000 | P | 1179 |
| Work Each Week of Reference Per., Imp Flg | PP-IMP09 | P | 1640 |
| Work Each Week of Reference Period | SC1056 | P | 1208 |
| Work-Study Program | SC1692 | P | 1612 |
| Work-Study Program, Imputation Flag | PP-IMP82 | P | 1702 |
| Worker's Compensation | SC1394 | P | 1400 |
| Worker's Compensation | --See G1 #11 | | |
| Worker's Compensation, Recip, imp Flag | PP-IMP30 | P | 1661 |
| Worker's Compensation, Recipency | RECIPSUM | P | 858 |
| Worker's Compensation, Recipency | SC1246 | P | 1307 |
| Worker's Compensation, New Since Lst. Wave | SC1302 | P | 1352 |
| Year of Birth, Preedited | U-BRTHYR | P | 242 |
| Years of School Completed--See Education | | | |



Vertical line on the left side of the page.

Horizontal line at the top right of the page.

Vertical line on the right side of the page.

Horizontal line at the bottom left of the page.

The Data Dictionary describes the contents and record layout of the public-use computer tape file. The first line of each data item description gives the data name, size of the data field, and the begin position of the field. The term TABLE may follow if the data item contains data dimensioned in an array (i.e.- 6 cells of 3-characters each; 18 total characters for the field).

The next few lines contain descriptive text and any applicable notes. Categorical value codes and labels are given where needed. Comment notes marked by an (*) are provided throughout. Comments should be removed from the machine-readable version of the data dictionary before using it to help access the data file.

DATA. 8 characters--alphabetic, numeric, and the special character (-). No other special characters are used. It may be a mnemonic such as "RH-RCTYP" or "SE-OCC," or a sequential identifier such as "SC3138" or "WS-IMP01". Data item names are unique throughout the entire file (all 8 record types).

SIZE. 9 characters--numeric. The size of a data item is given in characters. Indication of implied decimal places is provided in notes.

BEGIN. 9 characters--numeric. Contains the location in the data record of the first character position of the data item field.


The first line of the data item description begins with the character "D" (left-justified, two characters). The "D" flag indicates lines in the data dictionary containing the name and location (size and begin) position of each data item. This information (in machine-readable form) can be used to help access the data file. The line beginning with the character "U" describes the universe for that item. Lines containing categorical value codes and labels follow the universe description and begin with the character "V". The special character (.) denotes the start of the value label. Two examples of data item descriptions follow:


```

D SC1238      1      1302
  What was the main reason ... worked
  less than 35 hours in those weeks
U Persons 15 years old or older
V 0 .Not in universe
  1 .Could not find a full-time job
  2 .Wanted to work part-time
  3 .Health condition or disability
  4 .Normal working hours are less
  than 35 hours
  5 .Slack work or material shortage
  6 .Other

D FF-PINX     60     24   TABLE
  Indexes of person records of family
  members.
  Note: this item consists of (30)
  2-character cells. Each cell
  contains an index number
U All families


```





SAMPLE UNIT

| DATA | SIZE | BEGIN |
|---|------|-------|
| D SUSEQNUM | 5 | 1 |
| Sequence number of sample unit Primary sort key. | | |
| U All sample units | | |
| D SU-RC7YP | 2 | 6 |
| Record type Indicator Second sort key | | |
| U All sample units | | |
| V 10.Sample unit record | | |
| D SU-RCSEQ | 1 | 8 |
| Record sequence number within structure and record type. The value is always '1' because there is only one sample unit record per structure. Third sort key | | |
| U All sample units | | |
| D SU-ID | 9 | 9 |
| Sample unit identifier Unique scrambled combination of the PSU (3 characters), segment (4 characters), and serial (2 characters) numbers of the original sample address. Used to match sample units from different waves. | | |
| U All sample units | | |
| D SU-ROT | 1 | 18 |
| Rotation group. Range = 1,4. | | |
| U All sample units | | |
| * | | * |
| * Record type totals | | * |
| * | | * |
| D SU-TOTHH | 2 | 19 |
| Total number of households (address ID's) in the sample unit. Range = 1,10. | | |
| U All sample units | | |
| D SU-TOTFF | 2 | 21 |
| Total number of families and pseudo families in the sample unit. A pseudo family is an individual who is not related to anyone else in the | | |



SAMPLE UNIT

| DATA | SIZE | BEGIN |
|------------|------|--|
| | | househo'd in which he lives. It may be a person who lives alone. Range = 0,40. U All sample units |
| D SU-TOTPP | 2 | 23 Total number of person records for this sample unit. Range = 0,40 U All sample units |
| D SU-TOTWS | 2 | 25 Total number of wage or salaried businesses reported for members of the sample unit. Each person in the sample unit may report up to two wage or salaried businesses. Range = 0,30. U All sample units |
| D SU-TOTSE | 2 | 27 Total number of self-employment businesses reported for members of the sample unit. Each person in the same unit may report up to two self-employment businesses. Range = 0,20. U All sample units |
| D SU-TOTG1 | 2 | 29 Total number of type 1 general amounts income records for this sample unit. Range = 0,40. U All sample units |
| D SU-TOTG2 | 2 | 31 Total number of type 2 general amounts income records for this sample unit. Range = 0,20. U All sample units |
| D SU-STATE | 2 | 33 FIPS State code for the sample unit Note: Alaska is not included. Some States are aggregated for confidentiality reasons. U All sample units V 01.Alabama 04.Arizona |



SAMPLE UNIT

| DATA | SIZE | BEGIN |
|------|---|-------|
| 05. | Arkansas | |
| 06. | California | |
| 08. | Colorado | |
| 09. | Connecticut | |
| 10. | Delaware | |
| 11. | District of Columbia | |
| 12. | Florida | |
| 13. | Georgia | |
| 15. | Hawaii | |
| 17. | Illinois | |
| 18. | Indiana | |
| 19. | Iowa | |
| 20. | Kansas | |
| 21. | Kentucky | |
| 22. | Louisiana | |
| 23. | Maine | |
| 24. | Maryland | |
| 25. | Massachusetts | |
| 26. | Michigan | |
| 27. | Minnesota | |
| 29. | Missouri | |
| 31. | Nebraska | |
| 34. | New Jersey | |
| 36. | New York | |
| 37. | North Carolina | |
| 39. | Ohio | |
| 40. | Oklahoma | |
| 41. | Oregon | |
| 42. | Pennsylvania | |
| 44. | Rhode Island | |
| 45. | South Carolina | |
| 47. | Tennessee | |
| 48. | Texas | |
| 51. | Virginia | |
| 53. | Washington | |
| 55. | Wisconsin | |
| 90. | Idaho, New Mexico, South Dakota, Wyoming | |
| 91. | Mississippi, West Virginia | |
| 0 | SU-RGC | 3 36 |
| | Reduction group code established to make it possible to easily reduce sample size if necessary; from master segment tape. | |
| | Range = 0,101 | |
| U | All sample units | |
| V | 000 .Not applicable | |
| 0 | VERSION | 1 36 |
| | Release number of file | |

34


SAMPLE UNIT

| DATA | SIZE | BEGIN |
|-----------------------|------|-------|
| V 1 .Original version | | |
| 2 .First re-release | | |
| 3 .Second re-release | | |
| etc. | | |
| D SU-FILL | 1732 | 37 |
| Blank filler | | |



HOUSEHOLD

| DATA | SIZE | BEGIN |
|--|------|-------|
| D HHSEQNUM | 5 | 1 |
| Sequence number of sample unit | | |
| U All sample units | | |
| D HHRECTYP | 2 | 6 |
| Record type indicator | | |
| U All households | | |
| V 20. Household record | | |
| D HHRCSEQ | 2 | 8 |
| Record sequence number within structure and record type | | |
| U All households | | |
| D HH-ID | 9 | 10 |
| Identification number. | | |
| Unique scrambled combination of the PSU (3 characters), segment (4 characters), and serial (2 characters) numbers of the original sample address. | | |
| U All households | | |
| D ADDID | 2 | 19 |
| Current address ID. - This field differentiates households within the same PSU, segment, and serial, that is, households which originate out of an original sample household | | |
| U All households | | |
| D STAT-MOV | 2 | 21 |
| FIPS State code to which household moved. | | |
| U All households | | |
| V 00. Nonmatch | | |
| 01. Alabama | | |
| 02. Alaska | | |
| 04. Arizona | | |
| 05. Arkansas | | |
| 06. California | | |
| 08. Colorado | | |
| 09. Connecticut | | |
| 10. Delaware | | |
| 11. District of Columbia | | |
| 12. Florida | | |
| 13. Georgia | | |
| 15. Hawaii | | |
| 17. Illinois | | |



HOUSEHOLD

| | DATA | SIZE | BEGIN |
|---|----------|------|--|
| | 18. | | Indiana |
| | 19. | | Iowa |
| | 20. | | Kansas |
| | 21. | | Kentucky |
| | 22. | | Louisiana |
| | 23. | | Maine |
| | 24. | | Maryland |
| | 25. | | Massachusetts |
| | 26. | | Michigan |
| | 27. | | Minnesota |
| | 29. | | Missouri |
| | 30. | | Montana |
| | 31. | | Nebraska |
| | 32. | | Nevada |
| | 33. | | New Hampshire |
| | 34. | | New Jersey |
| | 35. | | New York |
| | 37. | | North Carolina |
| | 38. | | North Dakota |
| | 39. | | Ohio |
| | 40. | | Oklahoma |
| | 41. | | Oregon |
| | 42. | | Pennsylvania |
| | 44. | | Rhode Island |
| | 45. | | South Carolina |
| | 47. | | Tennessee |
| | 48. | | Texas |
| | 49. | | Utah |
| | 50. | | Vermont |
| | 51. | | Virginia |
| | 53. | | Washington |
| | 55. | | Wisconsin |
| | 90. | | Idaho, New Mexico, South Dakota, Wyoming |
| | 91. | | Mississippi, West Virginia |
| D | HH-FILL1 | 1 | 23 |
| | | | Blank filler |
| D | METRO | 1 | 24 |
| | | | Metropolitan subsample |
| U | | | All households |
| V | 1 | | .In metropolitan subsample |
| | 2 | | .Not in metropolitan subsample (may be metro or nonmetro) |
| O | MSA | 4 | 25 |
| | | | Identifiable MSA/CMSA codes as |


HOUSEHOLD

| DATA | SIZE | BEGIN |
|------|------|-------|
|------|------|-------|

defined in 1983

U All households

| | | |
|--------|---|--|
| V 0000 | .Not in metropolitan subsample or not in an identifiable MSA | |
| 0160 | .Albany-Schenectady-Troy, NY | |
| 0640 | .Austin, TX | |
| 0840 | .Beaumont-Port Arthur, TX | |
| 1000 | .Birmingham, AL | |
| 1122 | .Boston-Laurence-Salem, MA-NH CMSA (part in MA only) | |
| 1282 | .Buffalo-Niagara Falls, NY CMSA | |
| 1602 | .Chicago-Gary-Lake County (IL), IL-IN-WI CMSA (parts in IL and IN only) | |
| 1642 | .Cincinnati-Hamilton, OH-KY-IN CMSA (parts in OH and KY only) | |
| 1692 | .Cleveland-Akron-Lorain, OH CMSA | |
| 1840 | .Columbus, OH | |
| 1922 | .Dallas-Fort Worth, TX CMSA | |
| 2000 | .Dayton-Springfield, OH | |
| 2082 | .Denver-Boulder, CO CMSA | |
| 2162 | .Detroit-Ann Arbor, MI CMSA | |
| 2400 | .Eugene-Springfield, OR | |
| 2840 | .Fresno, CA | |
| 3120 | .Greensboro-Winston-Salem-High Point, NC | |
| 3240 | .Harrisburg-Lebanon-Carlisle, PA | |
| 3282 | .Hartford-New Britain-Middletown, CT CMSA | |
| 3320 | .Honolulu, HI | |
| 3362 | .Houston-Saigon-Brazoria, TX CMSA | |
| 3480 | .Indianapolis, IN | |
| 3762 | .Kansas City, MO-Kansas City, KS CMSA (part in MO only) | |
| 4000 | .Lancaster, PA | |
| 4472 | .Los Angeles-Anaheim-Riverside, CA CMSA | |
| 4720 | .Madison, WI | |
| 4920 | .Memphis, TN-AR-MS (part in TN only) | |
| 4992 | .Miami-Fort Lauderdale, FL CMSA | |
| 5082 | .Milwaukee-Racine, WI CMSA | |
| 5160 | .Mobile, AL | |
| 5360 | .Nashville, TN | |
| 5480 | .New Haven-Meriden, CT | |
| 5560 | .New Orleans, LA | |
| 5602 | .New York-Northern NJ-Long Island, NY-NJ-CT CMSA | |



HOUSEHOLD

| DATA | SIZE | BEGIN |
|------|---|-------|
| 5980 | .Oklahoma City, OK | |
| 5920 | .Omaha, NE-IA (part in NE only) | |
| 5960 | .Orlando, FL | |
| 6162 | .Philadelphia-Wilmington-Trenton, PA-NJ-DE-MD CMSA (parts in PA, NJ, and DE only) | |
| 6200 | .Phoenix, AZ | |
| 6282 | .Pittsburgh-Beaver Valley, PA CMSA | |
| 6442 | .Portland-Vancouver, OR-WA CMSA (part in OR only) | |
| 6840 | .Rochester, NY | |
| 6920 | .Sacramento, CA | |
| 7042 | .St. Louis-E. St Louis-Alton, MO-IL CMSA (part in MO only) | |
| 7080 | .Salem, OR | |
| 7240 | .San Antonio, TX | |
| 7320 | .San Diego, CA | |
| 7362 | .San Francisco-Oakland-San Jose, CA CMSA | |
| 7560 | .Scranton-Wilkes-Barre, PA | |
| 8000 | .Springfield, MA | |
| 8280 | .Tampa-St. Petersburg-Clearwater, FL | |
| 8400 | .Toledo, OH | |
| 8520 | .Tucson, AZ | |
| 8560 | .Tulsa, OK | |
| 8840 | .Washington, DC-MD-VA | |
| 8960 | .West Palm Beach-Boca Raton- Delray Beach, FL | |
| 9240 | .Worcester, MA | |
| 9280 | .York, PA | |
| 9320 | .Youngstown-Warren, OH | |

```


*
*   Edited control card fields
*
*   The next 12 fields contain
*   family indexes by months 1-4.
*
*       HHNF-1....4
*       FIRST-1....4
*       LAST-1....4
*
*

```

```


D HHNF-1      2      29
  Number of family records for this
  household - month 1
U All households

```




HOUSEHOLD

| DATA | SIZE | BEGIN |
|---|------|-------|
| D HH-NF-2 | 2 | 31 |
| Number of family records for this household - month 2 | | |
| U All households | | |
| D HH-NF-3 | 2 | 33 |
| Number of family records for this household - month 3 | | |
| U All households | | |
| D HH-NF-4 | 2 | 35 |
| Number of family records for this household - month 4 | | |
| U All households | | |
| D FIRST-1 | 2 | 37 |
| Index of the first family record for this household for month 1 of the reference period | | |
| U All households | | |
| D FIRST-2 | 2 | 39 |
| Index of the first family record for this household for month 2 of the reference period | | |
| U All households | | |
| D FIRST-3 | 2 | 41 |
| Index of the first family record for this household for month 3 of the reference period | | |
| U All households | | |
| D FIRST-4 | 2 | 43 |
| Index of the first family record for this household for month 4 of the reference period | | |
| U All households | | |
| D LAST-1 | 2 | 45 |
| Index of the last family record for this household for month 1 of the reference period | | |
| U All households | | |
| D LAST-2 | 2 | 47 |
| Index of the last family record for this household for month 2 of the reference period | | |
| U All households | | |




HOUSEHOLD

| DATA | SIZE | BEGIN |
|--|---------------|-------|
| D LAST-3 | 2 | 47 |
| Index of the last family record for this household for month 3 of the reference period | | |
| U All households | | |
| D LAST-4 | 2 | 51 |
| Index of the last family record for this household for month 4 of the reference period | | |
| U All households | | |
| * | | * |
| * The next 10 fields contain | | |
| * household indexes by months | | |
| * 1-4 and the interview month | | |
| * | | * |
| * | HH-REF-1....5 | * |
| * | HH-NP-1....5 | * |
| * | | * |
| D HH-REF-1 | 2 | 53 |
| Index of the household reference person for month 1 of the reference period | | |
| U All households | | |
| D HH-REF-2 | 2 | 55 |
| Index of the household reference person for month 2 of the reference period | | |
| U All households | | |
| D HH-REF-3 | 2 | 57 |
| Index of the household reference person for month 3 of the reference period | | |
| U All households | | |
| D HH-REF-4 | 2 | 59 |
| Index of the household reference person for month 4 of the reference period | | |
| U All households | | |
| D HH-REF-5 | 2 | 61 |
| Index of the household reference person for the interview month | | |
| U All households | | |




HOUSEHOLD

| DATA | SIZE | BEGIN | |
|----------------------------------|------|-------|--|
| D HH-NP-1 | 2 | 63 | |
| | | | Number of persons in household for month 1 of the reference period |
| U All households | | | |
| D HH-NP-2 | 2 | 65 | |
| | | | Number of persons in household for month 2 of the reference period |
| U All households | | | |
| D HH-NP-3 | 2 | 67 | |
| | | | Number of persons in household for month 3 of the reference period |
| U All households | | | |
| D HH-NP-4 | 2 | 69 | |
| | | | Number of persons in household for month 4 of the reference period |
| U All households | | | |
| D HH-NP-5 | 2 | 71 | |
| | | | Number of persons in household for the interview month |
| U All households | | | |
| * | | | * |
| * The next 5 fields (HH-PINX1 | | | * |
| * through HH-PINX5) each contain | | | * |
| * 30 cells (2-character) of | | | * |
| * information (1-30 persons). | | | * |
| * | | | * |
| D HH-PINX1 | 60 | 73 | TABLE |
| | | | Indexes of persons in this household in month 1 |
| U All households | | | |
| D HH-PINX2 | 60 | 133 | TABLE |
| | | | Indexes of persons in this household in month 2 |
| U All households | | | |
| D HH-PINX3 | 60 | 193 | TABLE |
| | | | Indexes of persons in this household in month 3 |
| U All households | | | |
| D HH-PINX4 | 60 | 253 | TABLE |
| | | | Indexes of persons in this household in month 4 |
| U All households | | | |




HOUSEHOLD

| DATA | SIZE | BEGIN | |
|------------|------|-------|--|
| D HH-PINXS | 40 | 313 | TABLE |
| | | | Indexes of persons in this household at the time of interview |
| U | | | All households |
| D HH-MIS-1 | 1 | 373 | |
| | | | Monthly household interview status - month 1 |
| U | | | All households |
| V | | | 1 .Interview 2 .Noninterview 3 .Not in sample |
| D HH-MIS-2 | 1 | 374 | |
| | | | Monthly household interview status - month 2 |
| U | | | All households |
| V | | | 1 .Interview 2 .Noninterview 3 .Not in sample |
| D HH-MIS-3 | 1 | 375 | |
| | | | Monthly household interview status - month 3 |
| U | | | All households |
| V | | | 1 .Interview 2 .Noninterview 3 .Not in sample |
| D HH-MIS-4 | 1 | 376 | |
| | | | Monthly household interview status - month 4 |
| U | | | All households |
| V | | | 1 .Interview 2 .Noninterview 3 .Not in sample |
| D HH-MIS-5 | 1 | 377 | |
| | | | Monthly household interview status - interview month |
| U | | | All households |
| V | | | 1 .Interview 2 .Noninterview 3 .Not in sample |
| D HH-INT1 | 2 | 378 | |
| | | | Wave 1 household interview status |
| U | | | All households |




HOUSEHOLD

| DATA | SIZE | BEGIN |
|---|------|-------|
| V 00 .Not a wave 1 household | | |
| 01 .Interviewed | | |
| 02 .No one home | | |
| 03 .Temporarily absent | | |
| 04 .Refused | | |
| 05 .Unable to locate | | |
| 06 .Other | | |
| 09 .Vacant | | |
| 10 .Occupied by persons with URE | | |
| 11 .Unfit or to be demolished | | |
| 12 .Under construction; not ready | | |
| 13 .Converted to temporary business or storage | | |
| 14 .Unoccupied tent or trailer site | | |
| 15 .Permit granted; construction not started | | |
| 16 .Other type B | | |
| 17 .Demolished | | |
| 18 .House or trailer moved | | |
| 19 .Converted to permanent business or storage | | |
| 20 .Merged | | |
| 21 .Condemned | | |
| 22 .Other | | |
| * Household weights | | * |
| * * * * * | | |
| 0 HH-FILL2 | 12 | 380 |
| Zero filler | | |
| 0 HH-FIN-1 | 10 | 392 |
| Final weight for household reference person - month 1. Four implied decimal places. Range = 0.0000;100000.0000 | | |
| U All households | | |
| 0 HH-FILL3 | 2 | 402 |
| Zero filler | | |
| 0 HH-FIN-2 | 10 | 404 |
| Final weight for household reference person - month 2. Four implied decimal places. Range = 0.0000;100000.0000 | | |
| U All households | | |
| 0 HH-FILL4 | 2 | 414 |
| Zero filler | | |



HOUSEHOLD

| DATA | SIZE | BEGIN |
|---|------|-------|
| D HHFIN-3 | 10 | 416 |
| Final weight for household reference person - month 3. Four implied decimal places. | | |
| Range = 0.0000,100000.0000 | | |
| U All households | | |
| D HHFILL5 | 2 | 426 |
| Zero filler | | |
| D HHFIN-4 | 10 | 428 |
| Final weight for household reference person - month 4. Four implied decimal places. | | |
| Range = 0.0000,100000.0000 | | |
| U All households | | |
| D HHFILL6 | 2 | 438 |
| Zero filler | | |
| D HHFIN-5 | 10 | 440 |
| Final weight for household reference person - interview month. Four implied decimal places. | | |
| Range = 0.0000,100000.0000 | | |
| * | | * |
| * Variance fields | | * |
| D HHFILL7 | 2 | 450 |
| Zero filler | | |
| D HALFSAMP | 1 | 452 |
| Half sample code for variance estimation | | |
| U All households | | |
| D VARSTRAT | 2 | 453 |
| Stratum code for variance estimation | | |
| U All households | | |
| * | | * |
| * Edited control card fields | | * |
| * | | * |
| D ACCESS | 1 | 455 |
| Control card item 138 - access to the unit | | |
| U All households | | |
| V 0 .Not applicable | | |




HOUSEHOLD

| DATA | SIZE | BEGIN |
|------------|------|---|
| 1 | | .Direct - skip to housunit |
| 2 | | .Through another unit |
| D KITCHEN | 1 | 456 |
| | | Control card item 13C - kitchen facilities |
| U | | All households |
| V 0 | | .Not applicable |
| | | 1 .For this unit only |
| | | 2 .Also used by another household |
| | | 3 .None |
| D LIVQTR-1 | 2 | 457 |
| | | Control card items 13D and 13E housing/other unit - month 1 |
| U | | All households |
| V 00 | | .Not applicable |
| | | 01 .House, apartment, flat |
| | | 02 .Hu in nontransient hotel, motel etc. |
| | | 03 .Hu, permanent in transient hotel, motel, etc. |
| | | 04 .Hu in rooming house |
| | | 05 .Mobile home or trailer with no permanent room added |
| | | 06 .Mobile home or trailer with one or more permanent rooms added |
| | | 07 .Hu not specified above |
| | | 08 .Quarters not hu in rooming or boarding house |
| | | 09 .Unit not permanent in transient hotel, motel, etc. |
| | | 10 .Unoccupied tent or trailer site |
| | | 11 .Other unit not specified above |
| D LIVQTR-2 | 2 | 459 |
| | | Control card items 13D and 13E housing/other unit - month 2 |
| U | | All households |
| V 00 | | .Not applicable |
| | | 01 .House, apartment, flat |
| | | 02 .Hu in nontransient hotel, motel etc. |
| | | 03 .Hu, permanent in transient hotel, motel, etc. |
| | | 04 .Hu in rooming house |
| | | 05 .Mobile home or trailer with no permanent room added |
| | | 06 .Mobile home or trailer with one or more permanent rooms added |
| | | 07 .Hu not specified above |



HOUSEHOLD

| DATA | SIZE | BEG(N) |
|---|--------------------|--|
| 08 | | |
| .Quarters not hu in rooming or boarding house | | |
| 09 | | |
| .Unit not permanent in transient hotels, motel, etc. | | |
| 10 | | |
| .Unoccupied tent or trailer site | | |
| 11 | | |
| .Other unit not specified above | | |
| | | |
| D | LIVQTR-3 | 2 461 |
| Control card items 13D and 13E housing/other unit - month 3 | | |
| U | All households | |
| V | 00 .Not applicable | |
| | 01 | .House, apartment, flat |
| | 02 | .Hu in nontransient hotel, motel etc. |
| | 03 | .Hu, permanent in transient hotel, motel, etc. |
| | 04 | .Hu in rooming house |
| | 05 | .Mobile home or trailer with no permanent room added |
| | 06 | .Mobile home or trailer with one or more permanent rooms added |
| | 07 | .Hu not specified above |
| | 08 | .Quarters not hu in rooming or boarding house |
| | 09 | .Unit not permanent in transient hotels, motel, etc. |
| | 10 | .Unoccupied tent or trailer site |
| | 11 | .Other unit not specified above |
| | | |
| D | LIVQTR-4 | 2 463 |
| Control card items 13D and 13E housing/other unit - month 4 | | |
| U | All households | |
| V | 00 .Not applicable | |
| | 01 | .House, apartment, flat |
| | 02 | .Hu in nontransient hotel, motel etc. |
| | 03 | .Hu, permanent in transient hotel, motel, etc. |
| | 04 | .Hu in rooming house |
| | 05 | .Mobile home or trailer with no permanent room added |
| | 06 | .Mobile home or trailer with one or more permanent rooms added |
| | 07 | .Hu not specified above |
| | 08 | .Quarters not hu in rooming or boarding house |
| | 09 | .Unit not permanent in transient hotels, motel, etc. |



HOUSEHOLD

DATA SIZE BEGIN

10 .Unoccupied tent or trailer site
11 .Other unit not specified above

D LIVGTR-5 2 465
Control card items 130 and 135
housing/other unit - interview month

U All households

V 00 .Not applicable

01 .House, apartment, flat

02 .Hu in nontransient hotel, motel etc.

03 .Hu, permanent in transient hotel,
motel, etc.

04 .Hu in rooming house

05 .Mobile home or trailer with no
permanent room added

06 .Mobile home or trailer with one or
more permanent rooms added *

07 .Hu not specified above

08 .Quarters not hu in rooming or
boarding house

09 .Unit not permanent in transient
hotel, motel, etc.

10 .Unoccupied tent or trailer site

11 .Other unit not specified above

D NUMUNITS 2 467
Control card item 14 - number of
units in structure, both occupied
and vacant

U All households

V 00 .Not applicable

01 .Only 'other' units

02 .Mobile home or trailer

03 .One, detached

04 .One, attached

05 .Two

06 .3-4

07 .5-9

08 .10-19

09 .20-49

10 .50 or more

D TENURE 1 469
Control card item 15 - are the
living quarters:

U All households

V 0 .Not answered (Types B and C)

1 .Owned or being bought by someone
in the household



HOUSEHOLD

DATA SIZE BEGIN

- 2 .Rented for cash
- 3 .Occupied without payment of cash rent

D PUBHOLS 1 470

Control card item 16A - is the residence in a public housing project; that is, is it owned by a local housing authority

U All households

V 0 .Not applicable

- 1 .Yes
- 2 .No

D LOW-RENT 1 471

Control card item 16B - are you paying lower rent because the Federal, State, or local government is paying part of the cost

U All households

V 0 .Not applicable

- 1 .Yes
- 2 .No

D RACE-RP 1 472

Control card item 37A - race of reference person.

U Type A noninterview households

V 0 .Not applicable

- 1 .White
- 2 .Black
- 3 .American Indian, Eskimo or Aleut
- 4 .Asian or Pacific Islander

D SEX-RP 1 473

Control card item 37B - sex of reference person.

U Type A noninterview households

V 0 .Not applicable

- 1 .Male
- 2 .Female


D SIZE-HH 2 474

Control card item 37C - size of household

Range = 0,30

U Type A noninterview households.

V 00 .Not applicable



HOUSEHOLD

| DATA | SIZE | BEGIN |
|--|------|-------|
| * | | * |
| * Preedited control card section | | * |
| * | | * |
| D SAMPLE | 2 | 476 |
| Sample code - indicates panel year | | |
| U All households | | |
| D SEGTYPE | 1 | 478 |
| Segment type - item 4 on the control card | | |
| U All households | | |
| V 1 .Address | | |
| 2 .Unit | | |
| 3 .Permit | | |
| 4 .Area | | |
| 5 .Special place | | |
| D INT-CODE | 3 | 479 |
| Interviewer code; an alphabetic followed by two numerics | | |
| U All households | | |
| D U-EXTRLN | 2 | 482 |
| Extra unit indicator. When an extra unit is found the serial number of the original unit is in this field | | |
| U All households | | |
| V 00 .No extra units | | |
| D WAVEPREP | 1 | 484 |
| Wave for which the control card was first prepared (should be the wave in which household came into existence) | | |
| U All households | | |
| D U-FRMSLE | 1 | 485 |
| Control card item 12B - during the past 12 months did sales of crops, livestock, and other farm products from the place amount to \$1000 or more | | |
| U All households | | |
| V 0 .Not answered | | |
| 1 .Yes | | |
| 2 .No | | |
| 3 .Not applicable | | |

Vertical line on the left side of the page.

Horizontal line at the top right corner.


Vertical line on the right side of the page.

Horizontal line at the bottom left corner.

50

HOUSEHOLD

| DATA | SIZE | BEGIN |
|---|------|-------|
| D U-ACCESS | 1 | 486 |
| Control card item 13B - access to the unit | | |
| U All households | | |
| V 0 .Not applicable | | |
| 1 .Direct - skip to housunit | | |
| 2 .Through another unit | | |
| D U-KITCHN | 1 | 487 |
| Control card item 13C - kitchen facilities | | |
| U All households | | |
| V 0 .Not applicable | | |
| 1 .For this unit only | | |
| 2 .Also used by another household | | |
| 3 .None | | |
| D U-LIVQTR | 2 | 488 |
| Control card items 13D and 13E housing/other unit | | |
| U All households | | |
| V -9.Not answered | | |
| 00.Not answered (types B and C) | | |
| 01.House, apartment, flat | | |
| 02.Hu in nontransient hotels, motel etc. | | |
| 03.Hu, permanent in transient hotels, motels, etc. | | |
| 04.Hu in rooming house | | |
| 05.Mobile home or trailer with no permanent room added | | |
| 06.Mobile home or trailer with one or more permanent rooms added | | |
| 07.Hu not specified above | | |
| 08.Quarters not hu in rooming or boarding house | | |
| 09.Unit not permanent in transient hotels, motels, etc. | | |
| 10.Unoccupied tent or trailer site | | |
| 11.Other unit not specified above | | |
| D U-MUNIT | 2 | 490 |
| Control card item 14 - number of units in structure, both occupied and vacant | | |
| U All households | | |
| V -9.Not answered | | |
| 00.Not answered (types B and C) | | |
| 01.Only 'other' units | | |



HOUSEHOLD

DATA SIZE BEGIN

02.Mobile home or trailer
 03.One, detached
 04.One, attached
 05.Two
 06.3-4
 07.5-9
 08.10-19
 09.20-49
 10.50 or more

D U-TENURE 1 492

Control card item 15 - are the
 living quarters:

U All households

V 0 .Not answered (types B and C)

1 .Owned or being bought by someone
 in the household
 2 .Rented for cash
 3 .Occupied without payment of cash
 rent
 9 .Not answered

D U-PBHOLS 2 493

Control card item 16A - is the
 residence in a public housing
 project; that is, is it owned by a
 local housing authority

U All households

V -1 .DK

00 .Not applicable
 01 .Yes
 02 .No

D U-LOWRNT 2 495

Control card item 16B - are you
 paying lower rent because the
 Federal, State, or local government
 is paying part of the cost

U All households


V -1 .DK

00 .Not applicable
 01 .Yes
 02 .No

D ITEM36A 1 497

Control card item 36A - wave number
 associated with the interview status.
 Range = 1,9


U All households



52

HOUSEHOLD

| DATA | SIZE | BEGIN |
|--|--|-------|
| D ITEM36B | 2 | 498 |
| Control card item 36B - interview status code. | | |
| U | All households | |
| V | 01 .Interviewed | |
| | 02 .No one home | |
| | 03 .Temporarily absent | |
| | 04 .Refused | |
| | 05 .Unable to locate | |
| | 06 .Other | |
| | 23 .Entire household out of scope | |
| | 24 .Moved; address unknown | |
| | 25 .Moved within country beyond limit | |
| | 26 .All sample persons relisted on new control card(s) | |
| D U-RAC-RP | 1 | 500 |
| Control card item 37A - race of reference person | | |
| U | Type A noninterview households | |
| V | 0 .Not applicable | |
| | 1 .White | |
| | 2 .Black | |
| | 3 .American Indian, Eskimo or Aleut | |
| | 4 .Asian or Pacific Islander | |
| | 9 .Not answered | |
| D U-SEX-RP | 1 | 501 |
| Control card item 37B - sex of reference person | | |
| U | Type A noninterview households | |
| V | 0 .Not applicable | |
| | 1 .Male | |
| | 2 .Female | |
| | 9 .Not answered | |
| D U-SIZ-HH | 2 | 502 |
| Control card item 37C - size of household. | | |
| Range = -9,30 | | |
| U | Type A noninterview households | |
| V | -9 .Not answered | |
| | 00 .Not applicable | |
| D U-ITM38A | 1 | 504 |
| Control card item 38A - wave of visit | | |
| Range = 0,9. | | |
| U | All households | |




HOUSEHOLD

| DATA | SIZE | BEGIN |
|--|------|-------|
| D U-ITM3BB | 2 | 505 |
| Control card item 3BB - month of visit | | |
| Range = 0,12. | | |
| U All households | | |
| D U-TOTVST | 2 | 507 |
| Control card item 3BD - total number of personal visits. | | |
| Range = -9,99 | | |
| U All households | | |
| V -9 .Not answered | | |
| 00 .Not applicable | | |
| D U-TOTPHN | 2 | 509 |
| Control card item 3BF - total number of telephone calls. | | |
| Range = 0,99 | | |
| U All households | | |
| V 00 .Not applicable | | |
| D U-CCRSPP | 3 | 511 |
| Control card item 3BG - control card - respondents person number. | | |
| Range = 0,999 | | |
| U All households | | |
| V 000 .Not applicable | | |
| D SC0010 | 1 | 514 |
| Control card source code 10 - during listing did interviewer miss any babies or small children - first interview only | | |
| U All households | | |
| V 0 .Not answered | | |
| 1 .Yes | | |
| 2 .No | | |
| D SC0012 | 1 | 515 |
| Control card source code 12 - during listing did interviewer miss any lodgers, boarders or persons employed at the residence - first interview | | |
| U All households | | |
| V 0 .Not answered | | |
| 1 .Yes | | |
| 2 .No | | |

1
2
3
4
5


HOUSEHOLD

| DATA | SIZE | BEGIN | |
|--|------|-------|-------|
| D SC0014 | 1 | 516 | |
| Control card source code 14 - during listing did interviewer miss anyone who usually lives here but is away now traveling, at school, or in a hospital - first interview | | | |
| U All households | | | |
| V 0 .Not answered | | | |
| 1 .Yes | | | |
| 2 .No | | | |
| D SC0016 | 1 | 517 | |
| Control card source code 16 - during listing did interviewer miss anyone else staying at residence - first interview | | | |
| U All households | | | |
| V 0 .Not answered | | | |
| 1 .Yes | | | |
| 2 .No | | | |
| D SC0018 | 1 | 518 | |
| Control card source code 18 - to be answered during first interview at movers new address - are all persons listed on control card now living at this address | | | |
| U Mover households | | | |
| V 0 .Not applicable | | | |
| 1 .Yes | | | |
| 2 .No | | | |
| D SC0020 | 1 | 519 | |
| Control card source code 20 - to be answered during first interview at mover's new address - is anyone else living or staying here now | | | |
| U Mover households | | | |
| V 0 .Not applicable | | | |
| 1 .Yes | | | |
| 2 .No | | | |
| D SC0022 | 8 | 520 | TABLE |
| Control card source codes 22, 26, 30, 34, 38, 42, 46 and 50 - are all persons listed as household members during the previous waves interview | | | |



HOUSEHOLD

| DATA | SIZE | BEGIN |
|---|---|-------------|
| still living or staying here. There are 8 answer fields (1 character each) for waves 2 through 9. | | |
| U | All households | |
| V | 0 .Not applicable | |
| | 1 .Yes | |
| | 2 .No | |
| D | SC0024 | 8 526 TABLE |
| Control card source codes 24, 28, 32, 36, 40, 44, 48 and 52 - Is anyone not listed during previous wave interview currently living or staying here. There are 8 answer fields (1 character each) for waves 2 through 9. | | |
| U | All households | |
| V | 0 .Not applicable | |
| | 1 .Yes | |
| | 2 .No | |
| * | | * |
| * | The next 12 fields contain | * |
| * | receipt of program benefits | * |
| * | by months 1-4. | * |
| * | | * |
| * | BENFIT-1....4 | * |
| * | CASH-1....4 | * |
| * | NOCASH-1....4 | * |
| * | | * |
| D | BENFIT-1 | 1 536 |
| Receipt of benefits from a means-tested program - month 1 | | |
| U | All households | |
| V | 0 .Not in universe or no persons in household in given month | |
| | 1 .One or more persons in household received benefits from a means-tested program | |
| | 2 .No person in household received benefits from a means-tested program | |
| D | BENFIT-2 | 1 537 |
| Receipt of benefits from a means-tested program - month 2 | | |
| U | All households | |
| V | 0 .Not in universe or no persons in household in given month | |



HOUSEHOLD

| DATA | SIZE | BEGIN |
|--|------|-------|
| 1 | | |
| .One or more persons in household received benefits from a means-tested program | | |
| 2 | | |
| .No person in household received benefits from a means-tested program | | |
| D BENFIT-3 | 1 | 538 |
| Receipt of benefits from a means-tested program - month 3 | | |
| U All households | | |
| V 0 | | |
| .Not in universe or no persons in household in given month | | |
| 1 | | |
| .One or more persons in household received benefits from a means-tested program | | |
| 2 | | |
| .No person in household received benefits from a means-tested program | | |
| D BENFIT-4 | 1 | 539 |
| Receipt of benefits from a means-tested program - month 4 | | |
| U All households | | |
| V 0 | | |
| .Not in universe or no persons in household in given month | | |
| 1 | | |
| .One or more persons in household received benefits from a means-tested program | | |
| 2 | | |
| .No person in household received benefits from a means-tested program | | |
| D CASH-1 | 1 | 540 |
| Receipt of cash benefits - month 1 | | |
| U All households | | |
| V 0 | | |
| .Not in universe or no persons in household in given month | | |
| 1 | | |
| .One or more persons in household received cash benefits from a means-tested program | | |
| 2 | | |
| .No person in household received cash benefits from a means-tested program | | |
| D CASH-2 | 1 | 541 |
| Receipt of cash benefits - month 2 | | |
| U All households | | |



HOUSEHOLD

| DATA | SIZE | BEGIN |
|------------|---|-------|
| V 0 | | |
| | .Not in universe or no persons in household in given month | |
| 1 | .One or more persons in household received cash benefits from a means-tested program | |
| 2 | .No person in household received cash benefits from a means-tested program | |
| D CASH-3 | 1 | 542 |
| | Receipt of cash benefits - month 3 | |
| U | All households | |
| V 0 | | |
| | .Not in universe or no persons in household in given month | |
| 1 | .One or more persons in household received cash benefits from a means-tested program | |
| 2 | .No person in household received cash benefits from a means-tested program | |
| D CASH-4 | 1 | 543 |
| | Receipt of cash benefits - month 4 | |
| U | All households | |
| V 3 | | |
| | .Not in universe or no persons in household in given month | |
| 1 | .One or more persons in household received cash benefits from a means-tested program | |
| 2 | .No person in household received cash benefits from a means-tested program | |
| D NOCASH-1 | 1 | 544 |
| | Receipt of noncash benefits - month 1 | |
| U | All households | |
| V 0 | | |
| | .Not in universe or no persons in household in given month | |
| 1 | .One or more persons in household received food stamps and/or other noncash benefits | |
| 2 | .One or more persons in household received noncash benefits from a program other than food stamps; no person received food stamps | |
| 3 | .No person in household received noncash benefits | |

Vertical line on the left side of the page.

Horizontal line at the top right of the page.

Vertical line on the right side of the page.


Horizontal line at the bottom left of the page.

HOUSEHOLD

| DATA | SIZE | BEGIN |
|--|---|-------|
| D NOCASH-2 | 1 | 545 |
| Receipt of noncash benefits - month 2 | | |
| U All households | | |
| V 0 | .Not in universe or no persons in household in given month | |
| 1 | .One or more persons in household received food stamps and/or other noncash benefits | |
| 2 | .One or more persons in household received noncash benefits from a program other than food stamps; no person received food stamps | |
| 3 | .No person in household received noncash benefits | |
| D NOCASH-3 | 1 | 546 |
| Receipt of noncash benefits - month 3 | | |
| U All households | | |
| V 0 | .Not in universe or no persons in household in given month | |
| 1 | .One or more persons in household received food stamps and/or other noncash benefits | |
| 2 | .One or more persons in household received noncash benefits from a program other than food stamps; no person received food stamps | |
| 3 | .No person in household received noncash benefits | |
| D NOCASH-4 | 1 | 547 |
| Receipt of noncash benefits - month 4 | | |
| U All households | | |
| V 0 | .Not in universe or no persons in household in given month | |
| 1 | .One or more persons in household received food stamps and/or other noncash benefits | |
| 2 | .One or more persons in household received noncash benefits from a program other than food stamps; no person received food stamps | |
| 3 | .No person in household received noncash benefits | |


*

*




HOUSEHOLD

| DATA | SIZE | BEGIN |
|---------------------------------------|------|-------|
| * The next 4 fields (HH-POV-1....4) * | | * |
| * contain low income cutoff by * | | * |
| * months 1-4. * | | * |
| * * | | * |
| D HH-POV-1 | 5 | 545 |
| Low income cutoff for this | | |
| household - month 1. | | |
| Range = 0,30000. | | |
| U All households | | |
| D HH-POV-2 | 5 | 553 |
| Low income cutoff for this | | |
| household - month 2. | | |
| Range = 0,30000. | | |
| U All households | | |
| D HH-POV-3 | 5 | 558 |
| Low income cutoff for this | | |
| household - month 3. | | |
| Range = 0,30000. | | |
| U All households | | |
| D HH-POV-4 | 5 | 563 |
| Low income cutoff for this | | |
| household - month 4. | | |
| Range 0,30000. | | |
| U All households | | |
| * * | | * |
| * The next 48 fields contain * | | * |
| * household income aggregates * | | * |
| * by months 1-4 * | | * |
| * * | | * |
| * HH-INC-1....4 * | | * |
| * HH-ERN-1....4 * | | * |
| * HH-PRO-1....4 * | | * |
| * HH-TRA-1....4 * | | * |
| * HH-OTH-1....4 * | | * |
| * HH-NON-1....4 * | | * |
| * HH-SOC-1....4 * | | * |
| * HH-SSI-1....4 * | | * |
| * HH-UNE-1....4 * | | * |
| * HH-VE7-1....4 * | | * |
| * HH-ADC-1....4 * | | * |
| * HH-FDS-1....4 * | | * |
| * * | | * |
| * These aggregates were derived * | | * |
| * from income figures that may * | | * |
| * have been previously topcoded. * | | * |




HOUSEHOLD

| DATA | SIZE | BEGIN |
|---|------|-------|
| * For a further discuss on on * * topcoding, see the text section * * "Topcoding of Income Variables." * * * * | | |
| D HH-INC-1 | 8 | 568 |
| Total household income for month 1 of the reference period. In dollars. Range = -1500000,1500000. | | |
| U All households | | |
| D HH-INC-2 | 8 | 576 |
| Total household income for month 2 of the reference period. In dollars. Range = -1500000,1500000. | | |
| U All households | | |
| D HH-INC-3 | 8 | 584 |
| Total household income for month 3 of the reference period. In dollars. Range = -1500000,1500000. | | |
| U All households | | |
| D HH-INC-4 | 8 | 592 |
| Total household income for month 4 of the reference period. In dollars. Range = -1500000,1500000. | | |
| U All households | | |
| D HH-ERN-1 | 7 | 600 |
| Total household earned income for month 1 of the reference period. In dollars. Range = 0,1500000. | | |
| U All households | | |
| D HH-ERN-2 | 7 | 607 |
| Total household earned income for month 2 of the reference period. In dollars. Range = 0,1500000. | | |
| U All households | | |
| D HH-ERN-3 | 7 | 614 |
| Total household earned income for month 3 of the reference period. In dollars. Range = 0,1500000. | | |
| U All households | | |
| D HH-ERN-4 | 7 | 621 |
| Total household earned income for | | |




HOUSEHOLD

| DATA | SIZE | BEGIN |
|--|------|-------|
| month 4 of the reference period. In dollars. Range = 0,1500000. | | |
| U All households | | |
| 0 HH-PRO-1 | 6 | 628 |
| Total household property income for month 1 of the reference period. In dollars. Range = -1500000,1500000. | | |
| U All households | | |
| 0 HH-PRO-2 | 6 | 636 |
| Total household property income for month 2 of the reference period. In dollars. Range = -1500000,1500000. | | |
| U All households | | |
| 0 HH-PRO-3 | 6 | 644 |
| Total household property income for month 3 of the reference period. In dollars. Range = -1500000,1500000. | | |
| U All households | | |
| 0 HH-PRO-4 | 6 | 652 |
| Total household property income for month 4 of the reference period. In dollars. Range = -1500000,1500000. | | |
| U All households | | |
| 0 HH-TRA-1 | 7 | 660 |
| Total household means-tested cash transfers for the month 1 of the reference period. In dollars. Range = 0,1500000. | | |
| U All households | | |
| 0 HH-TRA-2 | 7 | 667 |
| Total household means-tested cash transfers for the month 2 of the reference period. In dollars. Range = 0,1500000. | | |
| U All households | | |
| 0 HH-TRA-3 | 7 | 674 |
| Total household means-tested cash transfers for the month 3 of the reference period. In dollars. Range = 0,1500000. | | |
| U All households | | |



HOUSEHOLD

| DATA | SIZE | BEGIN |
|--|------|-------|
| D HH-TRA-4 | 7 | 681 |
| Total household means-tested cash transfers for the month 4 of the reference period. In dollars. Range = 0,1500000. | | |
| U All households | | |
| D HH-OTH-1 | 7 | 688 |
| Total 'other' household income for month 1 of the reference period. In dollars. Range = 0,1500000. | | |
| U All households | | |
| D HH-OTH-2 | 7 | 695 |
| Total 'other' household income for month 2 of the reference period. In dollars. Range = 0,1500000. | | |
| U All households | | |
| D HH-OTH-3 | 7 | 702 |
| Total 'other' household income for month 3 of the reference period. In dollars. Range = 0,1500000. | | |
| U All households | | |
| D HH-OTH-4 | 7 | 709 |
| Total 'other' household income for month 4 of the reference period. In dollars. Range = 0,1500000. | | |
| U All households | | |
| D HH-NON-1 | 6 | 716 |
| Noncash household income for month 1 of the reference period. In dollars. Includes dollar values for food stamps, WIC and energy assistance. Range = 0,150000. | | |
| U All households | | |
| D HH-NON-2 | 6 | 722 |
| Noncash household income for month 2 of the reference period. In dollars. Includes dollar values for food stamps, WIC and energy assistance. Range = 0,150000. | | |
| U All households | | |
| D HH-NON-3 | 6 | 728 |
| Noncash household income for month 3 | | |



HOUSEHOLD

DATA SIZE BEGIN

of the reference period. In dollars. Includes dollar values for food stamps, WIC and energy assistance. Range = 0,150000.

U All households

D HH-NON-4 6 734

Noncash household income for month 4 of the reference period. In dollars. Includes dollar values for food stamps, WIC and energy assistance. Range = 0,150000.

U All households

D HH-SOC-1 6 740

Total household Social Security income for month 1 of the reference period. In dollars. Range = 0,999999.

U All households

D HH-SOC-2 6 746

Total household Social Security income for month 2 of the reference period. In dollars. Range = 0,999999.

U All households

D HH-SOC-3 6 752

Total household Social Security income for month 3 of the reference period. In dollars. Range = 0,999999.

U All households

D HH-SOC-4 6 758

Total household Social Security income for month 4 of the reference period. In dollars. Range = 0,999999.

U All households

D HH-SSI-1 6 764

Total household Federal supplemental security income (SSI) for month 1 of the reference period. In dollars. Range = 0,999999.

U All households

Vertical line on the left side of the page.

Vertical line on the right side of the page.

Horizontal line at the bottom left of the page.

HOUSEHOLD

| DATA | SIZE | BEGIN |
|---|------|-------|
| 0 HH-SSI-2 | 6 | 770 |
| Total household Federal supplemental security income (SSI) for month 2 of the reference period. In dollars. Range = 0,999999. | | |
| U All households | | |
| 0 HH-SSI-3 | 6 | 776 |
| Total household Federal supplemental security income (SSI) for month 3 of the reference period. In dollars. Range = 0,999999. | | |
| U All households | | |
| 0 HH-SSI-4 | 6 | 782 |
| Total household Federal supplemental security income (SSI) for month 4 of the reference period. In dollars. Range = 0,999999. | | |
| U All households | | |
| 0 HH-UNE-1 | 6 | 788 |
| Total household unemployment income for month 1 of the reference period. In dollars. Range = 0,999999. | | |
| U All households | | |
| 0 HH-UNE-2 | 6 | 794 |
| Total household unemployment income for month 2 of the reference period. In dollars. Range = 0,999999. | | |
| U All households | | |
| 0 HH-UNE-3 | 6 | 800 |
| Total household unemployment income for month 3 of the reference period. In dollars. Range = 0,999999. | | |
| U All households | | |
| 0 HH-UNE-4 | 6 | 806 |
| Total household unemployment income for month 4 of the reference period. In dollars. Range = 0,999999. | | |
| U All households | | |
| 0 HH-VET-1 | 6 | 812 |
| Total household veterans payment income for month 1 of the reference | | |



HOUSEHOLD

DATA SIZE BEGIN

period. In dollars.

Range = 0,999999.

U All households

D HH-VET-2 6 818

Total household veterans payment
income for month 2 of the reference
period. In dollars.

Range = 0,999999.

U All households

D HH-VET-3 6 824

Total household veterans payment
income for month 3 of the reference
period. In dollars.

Range = 0,999999.

U All households

D HH-VET-4 6 830

Total household veterans payment
income for month 4 of the reference
period. In dollars.

Range = 0,999999.

U All households

D HH-ADC-1 6 836

Total household AFDC income for
month 1 of the reference period.
In dollars. Range = 0,999999.

U All households

D HH-ADC-2 6 842

Total household AFDC income for
month 2 of the reference period.
In dollars. Range = 0,999999.

U All households

D HH-ADC-3 6 848


Total household AFDC income for
month 3 of the reference period.
In dollars. Range = 0,999999.

U All households

D HH-ADC-4 6 854


Total household AFDC income for
month 4 of the reference period.
In dollars. Range = 0,999999.

U All households




HOUSEHOLD

| DATA | SIZE | BEGIN |
|---|---|-------|
| D HH-FDS-1 | 6 | 860 |
| Total household food stamps income received for month 1 of the reference period. In dollars. Range = 0,999999. | | |
| U All households | | |
| D HH-FDS-2 | 6 | 866 |
| Total household food stamps income received for month 2 of the reference period. In dollars. Range = 0,999999. | | |
| U All households | | |
| D HH-FDS-3 | 6 | 872 |
| Total household food stamps income received for month 3 of the reference period. In dollars. Range = 0,999999. | | |
| U All households | | |
| D HH-FDS-4 | 6 | 878 |
| Total household food stamps income received for month 4 of the reference period. In dollars. Range = 0,999999. | | |
| U All households | | |
| * | | * |
| * Recoded program questions | | * |
| * | | * |
| D ENGRYTP | 1 | 884 |
| What type of energy assistance was received | | |
| U Households receiving government energy assistance | | |
| V 0 | .Not applicable | |
| 1 | .Checks sent to household | |
| 2 | .Coupons or vouchers sent to household | |
| 3 | .Payments sent elsewhere | |
| 4 | .Checks and coupons or vouchers sent to household | |
| 5 | .Checks sent to household and payments sent elsewhere | |
| 6 | .Coupons or voucher sent to household and payments sent elsewhere | |
| 7 | .All three types of assistance | |




HOUSEHOLD

| DATA | SIZE | BEGIN | | |
|------------|------|-------|--|---|
| D TYPELUNH | 1 | 885 | Are the lunches free or reduced-price | |
| U | | | Households with 1 or more children 5 to 18 receiving free or reduced-price lunches | |
| V 0 | | | .Not applicable | |
| | | | 1 .Free | |
| | | | 2 .Reduced-price | |
| | | | 3 .Both | |
| | | | | |
| D TYPEBRKF | 1 | 886 | Are the breakfasts free or reduced-price | |
| U | | | Households with 1 or more children 5 to 18 receiving free or reduced-price breakfasts | |
| V 0 | | | .Not applicable | |
| | | | 1 .Free | |
| | | | 2 .Reduced-price | |
| | | | 3 .Both | |
| * | | | | * |
| * | | | Program questions | * |
| * | | | | * |
| | | | | |
| D PROGGUES | 1 | 887 | Check item P1 | |
| | | | Is this the reference person's questionnaire | |
| U | | | All households | |
| V 0 | | | .Not in universe | |
| | | | 1 .Yes | |
| | | | 2 .No | |
| | | | 3 .Program questions taken from other household within sample unit | |
| | | | | |
| D SC4816 | 1 | 888 | Has this household received energy assistance from the government in the past 4 months | |
| U | | | All households | |
| V 0 | | | .Not in universe | |
| | | | 1 .Yes | |
| | | | 2 .No - skip to SC4826 | |
| * | | | | * |
| * | | | The next 3 fields (SC4818 through | * |
| * | | | SC4822) are possible answers to | * |
| * | | | the question: | * |
| * | | | | * |
| * | | | Was this assistance received in | * |
| * | | | the form of checks, coupons or | * |
| * | | | vouchers sent to this household | * |
| * | | | or were the payments sent directly | * |



HOUSEHOLD

| DATA | SIZE | BEGIN |
|--|------|-------|
| * to a utility company, fuel dealer, * | | |
| * or landlord * | | |
| * * | | |
| D SC4818 | 1 | 887 |
| Checks sent to household | | |
| U Households receiving government energy assistance | | |
| V 0 .Not marked as a place where payments were sent or not in universe based on response to SC4816 | | |
| 1 .Marked as a place where payments were sent | | |
| D SC4820 | 1 | 890 |
| Coupons or vouchers sent to household | | |
| U Households receiving government energy assistance | | |
| V 0 .Not marked as a place where payments were sent or not in universe based on response to SC4816 | | |
| 1 .Marked as a place where payments were sent | | |
| D SC4822 | 1 | 891 |
| Payments sent directly to utility company, fuel dealer, or landlord | | |
| U Households receiving government energy assistance | | |
| V 0 .Not marked as a place where payments were sent or not in universe based on response to SC4816 | | |
| 1 .Marked as a place where payments were sent | | |
| D SC4824 | 6 | 892 |
| What was the total amount of the energy assistance received by this household during the past 4 months | | |
| Range = 0,999999. | | |
| U Households receiving government energy assistance | | |
| V 000000 .Not in universe | | |
| D SC4826 | 1 | 898 |
| Check item P2 | | |
| Are there any children 5 to 18 years old who live in the household | | |



HOUSEHOLD

| DATA | SIZE | BEGIN |
|--|-------------------------------------|-------|
| U All Households | | |
| V 0 .Not in universe | | |
| 1 .Yes | | |
| 2 .No | | |
| D 5C4828 | 1 | 899 |
| Do any of the children in this household usually eat a complete hot lunch offered at school? | | |
| U Households with 1 or more children age 5 to 18 | | |
| V 0 .Not in universe | | |
| 1 .Yes | | |
| 2 .No | | |
| D 5C4830 | 2 | 900 |
| How many children usually eat a complete hot lunch at school? Total children = 1:20. | | |
| U Households with 1 or more children age 5 to 18 | | |
| V 00 .Not in universe | | |
| D 5C4832 | 1 | 902 |
| Do any of the children receive free or reduced-price lunches this school year because they qualified for the Federal school lunch program? | | |
| U Households with 1 or more children age 5 to 18 | | |
| V 0 .Not in universe | | |
| 1 .Yes | | |
| 2 .No - skip to 5C4840 | | |
| D 5C4834 | 2 | 903 |
| How many children receive free or reduced-price lunches? Total children = 1:20. | | |
| U Households with 1 or more children age 5 to 18 | | |
| V 00 .Not in universe | | |
| * | | * |
| * | The next 2 fields (5C4836 through | * |
| * | 5C4838) are possible answers to the | * |
| * | question? | * |
| * | | * |
| * | Are the lunches free or are they | * |
| * | reduced-price | * |
| * | | * |



70

HOUSEHOLD

| DATA | SIZE | BEGIN |
|---|-------------------------------------|-------|
| D SC4836 | 1 | 705 |
| Free lunch | | |
| U Households with 1 or more children age 5 to 18 receiving free lunch | | |
| V 0 .Not marked as a free lunch or not in universe based on response to SC4832 | | |
| 1 .Marked as a free lunch | | |
| D SC4836 | 1 | 906 |
| Reduced-price lunch | | |
| U Households with 1 or more children age 5 to 18 receiving reduced-price lunch | | |
| V 0 .Not marked as a reduced-price lunch or not in universe based on response to SC4832 | | |
| 1 .Marked as a reduced-price lunch | | |
| D SC4840 | 1 | 907 |
| Do any of the children receive free or reduced-price school breakfasts this school year | | |
| U Households with 1 or more children age 5 to 18 | | |
| V 0 .Not in universe | | |
| 1 .Yes | | |
| 2 .No | | |
| D SC4842 | 2 | 908 |
| How many children receive free or reduced-price breakfast | | |
| Total children = 1,207. | | |
| U Households with 1 or more children age 5 to 18 | | |
| V 00 .Not in universe | | |
| * | | * |
| * | The next 2 fields (SC4844 through | * |
| * | SC4846) are possible answers to the | * |
| * | question: | * |
| * | | * |
| * | Are the breakfasts free or are they | * |
| * | reduced-price | * |
| * | | * |
| G SC4844 | 1 | 910 |
| Free breakfast | | |
| U Households with 1 or more children | | |

Vertical line on the left side of the page.

Horizontal line at the bottom of the page.

HOUSEHOLD

| DATA | SIZE | BEGIN |
|--|------|---|
| age 5 to 18 receiving free breakfast | | |
| V 0 | | .Not marked as a free breakfast or not in universe based on response to SC4840 |
| 1 | | .Marked as a free breakfast |
| D SC4846 | 1 | 911 |
| Reduced-price breakfast | | |
| Households with 1 or more children age 5 to 18 receiving reduced-price breakfast | | |
| V 0 | | .Not marked as a reduced-price breakfast or not in universe based on response to SC4840 |
| 1 | | .Marked as a reduced-price breakfast |
| * | | * |
| * | | Program questions imputation flags |
| * | | * |
| D PG-IMP06 | 1 | 912 |
| Program questions imputation flag 6 imputation of 'SC4816' | | |
| V 0 | | .Not imputed |
| 1 | | .Imputed |
| D PG-IMP07 | 1 | 913 |
| Program questions imputation flag 7 imputation of 'SC4818' | | |
| V 0 | | .Not imputed |
| 1 | | .Imputed |
| D PG-IMP08 | 1 | 914 |
| Program questions imputation flag 8 imputation of 'SC4820' | | |
| V 0 | | .Not imputed |
| 1 | | .Imputed |
| D PG-IMP09 | 1 | 915 |
| Program questions imputation flag 9 imputation of 'SC4822' | | |
| V 0 | | .Not imputed |
| 1 | | .Imputed |
| D PG-IMP10 | 1 | 916 |
| Program questions imputation flag 10 imputation of 'SC4824' | | |
| V 0 | | .Not imputed |
| 1 | | .Imputed |

Vertical line on the left side of the page.

Horizontal line at the top of the page.

Horizontal line at the bottom left of the page.

Vertical line on the right side of the page.

HOUSEHOLD

| DATA | SIZE | BEGIN |
|--|--------------|-------|
| D PG-IMP11 | 1 | 917 |
| Program questions imputation flag 11 imputation of 'SC4828' | | |
| V 0 | .Not imputed | |
| 1 | .Imputed | |
| D PG-IMP12 | 1 | 918 |
| Program questions imputation flag 12 imputation of 'SC4830' | | |
| V 0 | .Not imputed | |
| 1 | .Imputed | |
| D PG-IMP13 | 1 | 919 |
| Program questions imputation flag 13 imputation of 'SC4832' | | |
| V 0 | .Not imputed | |
| 1 | .Imputed | |
| D PG-IMP14 | 1 | 920 |
| Program questions imputation flag 14 imputation of 'SC4834' | | |
| V 0 | .Not imputed | |
| 1 | .Imputed | |
| D PG-IMP15 | 1 | 921 |
| Program questions imputation flag 15 imputation of 'SC4836' | | |
| V 0 | .Not imputed | |
| 1 | .Imputed | |
| D PG-IMP16 | 1 | 922 |
| Program questions imputation flag 16 imputation of 'SC4838' | | |
| V 0 | .Not imputed | |
| 1 | .Imputed | |
| D PG-IMP17 | 1 | 923 |
| Program questions imputation flag 17 imputation of 'SC4840' | | |
| V 0 | .Not imputed | |
| 1 | .Imputed | |
| D PG-IMP18 | 1 | 924 |
| Program questions imputation flag 18 imputation of 'SC4842' | | |
| V 0 | .Not imputed | |
| 1 | .Imputed | |

Vertical line on the left side of the page.

Horizontal line at the bottom of the page.

HOUSEHOLD

| DATA | SIZE | BEGIN |
|--|--------------|-------|
| D PG-IMP19 | 1 | 925 |
| Program questions imputation flag 19 imputation of 'SC4844' | | |
| V 0 | .Not imputed | |
| 1 | .Imputed | |
| D PG-IMP20 | 1 | 926 |
| Program questions imputation flag 20 imputation of 'SC4844' | | |
| V 0 | .Not imputed | |
| 1 | .Imputed | |
| D H-FILL8 | 814 | 927 |
| Blank filler | | |


Vertical line on the left side of the page.

Horizontal line at the top right of the page.

Horizontal line at the bottom left of the page.

FAMILY

| DATA | SIZE | BEGIN | |
|-------------|---|-------|-------|
| * | | | * |
| * | A family record is created for | | * |
| * | every month of the reference | | * |
| * | period for each family | | * |
| * | | | * |
| D FFSEQNUM | 5 | 1 | |
| | Sequence number of sample unit. | | |
| | Used to identify all persons in the | | |
| | same family in a given month. | | |
| U | All sample units | | |
| D FF-RCTYP | 2 | 6 | |
| | Record type indicator | | |
| U | All families | | |
| V | 30.Family record | | |
| D FF-RCSEQ | 2 | 8 | |
| | Record sequence number within | | |
| | structure and record type | | |
| U | All families | | |
| D FF-ID | 7 | 10 | |
| | Identification number. | | |
| | Unique scrambled combination of the | | |
| | PSU (3 characters); segment (4 | | |
| | characters); and serial (2 characters) | | |
| | numbers of the original sample address. | | |
| U | All families | | |
| U | FF-HINX | 2 | 19 |
| | Index of household record to | | |
| | which this family record 'belongs' | | |
| U | All families | | |
| D FF-MONTH | 1 | 21 | |
| | Month of reference period for | | |
| | which this family is defined. | | |
| | Range = 1,5. | | |
| U | All families | | |
| D FF-NUMBER | 2 | 22 | |
| | Number of persons in this family. | | |
| | Range = 1,30. | | |
| U | All families | | |
| D FF-PINX | 60 | 24 | TABLE |
| | Indexes of person records of | | |
| | family members. | | |



FAMILY

| DATA | SIZE | BEGIN |
|------|------|-------|
|------|------|-------|

Note: This item consists of 30
2-character cells. Each cell contains
an index number.

U All families

| | | | |
|---|---------|---|----|
| D | FFREFER | 2 | 84 |
|---|---------|---|----|

Index of the family reference person.
For unrelated individuals, this is
that individual's index

U All families

| | | | |
|---|----------|---|----|
| D | FFSPOUSE | 2 | 86 |
|---|----------|---|----|

Index of spouse of family reference
person, if present.

U All families

| | | | |
|---|---------|---|----|
| D | FF-TYPE | 1 | 68 |
|---|---------|---|----|

Type of family (or pseudo-family)
this record describes

U All families

V 1 .Primary family
2 .Sub-family
3 .Secondary family
4 .Primary Individual
5 .Secondary individual

| | | | |
|---|---------|---|----|
| D | FF-KIND | 1 | 87 |
|---|---------|---|----|

Kind of family (or pseudo-family)
this record describes

U All families

V 1 .Headed by husband/ wife
2 .Male reference person
3 .Female reference person

| | | | |
|---|----------|---|----|
| D | FFOWNKID | 2 | 90 |
|---|----------|---|----|


Number of own children in family.
Range = 0,30.

U All families

V 00 .None
01 .One
02 .Two
* .
* .
* .
30 .Thirty or more

| | | | |
|---|----------|---|----|
| D | FFOKLT18 | 2 | 92 |
|---|----------|---|----|

Number of own children under age 18
in family. Range = 0,30.




FAMILY

| DATA | SIZE | BEGIN | | |
|--|------|-------|---|--|
| U All families | | | | |
| V 00 .None | | | | |
| 01 .One | | | | |
| 02 .Two | | | | |
| * . | | | * | |
| * . | | | * | |
| * . | | | * | |
| 30.Thirty or more | | | | |
| * . | | | * | |
| * Family low income cutoff | | | * | |
| * . | | | * | |
| D FF-POV | 5 | 94 | | |
| Low income cutoff for this family. | | | | |
| In dollars. Range = 0,30000. | | | | |
| U All families | | | | |
| * . | | | * | |
| * Income aggregates | | | * | |
| * These aggregates were derived | | | * | |
| * from income figures that may | | | * | |
| * have been previously topcoded. | | | * | |
| * For a further discussion on | | | * | |
| * topcoding, see the text section | | | * | |
| * "Topcoding of Income Variables." | | | * | |
| * . | | | * | |
| D FF-TOTIN | 8 | 99 | | |
| Total family income for relevant month | | | | |
| of the reference period. In dollars. | | | | |
| Range = -1500000,1500000. | | | | |
| U All families | | | | |
| D FF-EARN | 7 | 107 | | |
| Total family earned income for relevant | | | | |
| month of the reference period. In | | | | |
| dollars. Range = 0,1500000. | | | | |
| U All families | | | | |
| D FF-PROP | 8 | 114 | | |
| Total family property income for relevant | | | | |
| month of the reference period. In dollars. | | | | |
| Range = -1500000,1500000. | | | | |
| U All families | | | | |
| D FF-TRAN | 7 | 122 | | |
| Total family means-tested cash transfers for | | | | |
| the relevant month of the reference period. | | | | |
| In dollars. Range = 0,1500000. | | | | |
| U All families | | | | |

[The page contains a large, faint, illegible watermark or bleed-through from the reverse side of the paper. The text is mostly unrecognizable but appears to be organized in a list or table format.]

FAMILY

| DATA | SIZE | BEGIN |
|---|------|-------|
| D FF-OTHER | 7 | 129 |
| Total 'other' family income for relevant month of the reference period. In dollars. Range = 0,1500000. | | |
| U All families | | |
| D FF90CSEC | 6 | 136 |
| Total family Social Security income for relevant month of the reference period. In dollars. Range = 0,150000. | | |
| U All families | | |
| D FF-SSI | 6 | 142 |
| Total family Federal supplemental security income (SSI) for relevant month of the reference period. In dollars. Range = 0,150000. | | |
| U All families | | |
| D FF-UNEMP | 6 | 148 |
| Total family unemployment income for relevant month of the reference period. In dollars. Range = 0,150000. | | |
| U All families | | |
| D FF-VETPY | 6 | 154 |
| Total family veterans payments income for relevant month of the reference period. In dollars. Range = 0,150000. | | |
| U All families | | |
| D FF-AFDC | 6 | 160 |
| Total family AFDC income for relevant month of the reference period. In dollars. Range = 0,150000. | | |
| U All families | | |
| D FF-FDSTP | 6 | 166 |
| Total family food stamps income received for relevant month of the reference period. In dollars. Range = 0,150000. | | |
| U All families | | |
| * | | * |
| * Family weight | | * |
| * | | * |
| D FF-FINWT | 10 | 172 |
| Final weight for family head. 4 implied decimals. | | |



78

FAMILY

| DATA | SIZE | BEGIN |
|------|------|-------|
|------|------|-------|

Range =0.0,100000.0000

U All families


| | | |
|--------------|------|-----|
| D FF-FILL | 1557 | 162 |
| Blank filler | | |

Vertical line on the left side of the page.

Horizontal line at the bottom of the page.

PERSON

| DATA | SIZE | BEGIN |
|---|------|-------|
| D PPSEGNUM | 5 | 1 |
| Sequence number of sample unit in which the person resides | | |
| U All sample units | | |
| D PP-RCTYP | 2 | 6 |
| Record type indicator | | |
| U All persons, including children | | |
| V 40. Person record | | |
| D PP-RCSEQ | 2 | 8 |
| Record sequence number within sample unit and record type | | |
| U All persons, including children | | |
| D PP-ID | 9 | 10 |
| Identification number. | | |
| Unique scrambled combination of the PSU (3 characters), segment (4 characters), and serial (2 characters) numbers of the original sample address. | | |
| U All persons, including children | | |
| D PP-WAVE | 1 | 19 |
| Wave of data collection | | |
| U All persons, including children | | |
| D PP-ADD-1 | 2 | 20 |
| Current address ID identifying the household this person occupied - month 1 | | |
| U All persons, including children | | |
| V 00 .Not a sample person this month | | |
| D PP-ADD-2 | 2 | 22 |
| Current address ID identifying the household this person occupied - month 2 | | |
| U All persons, including children | | |
| V 00 .Not a sample person this month | | |
| D PP-ADD-3 | 2 | 24 |
| Current address ID identifying the household this person occupied - month 3 | | |
| U All persons, including children | | |
| V 00 .Not a sample person this month | | |



60

PERSON

| DATA | SIZE | BEGIN |
|---|------|-------|
| D PP-ADD-4 | 2 | 26 |
| Current address ID identifying the household this person occupied - month 4 | | |
| U All persons, including children | | |
| V 00 .Not a sample person this month | | |
| D PP-ADD-5 | 2 | 28 |
| Address ID identifying the household this person occupied - interview month | | |
| U All persons, including children | | |
| V 00 .Not a sample person this month | | |
| D PP-INTVW | 1 | 30 |
| Person's interview status | | |
| U All persons, including children | | |
| V 0 .Not applicable (children under 15) | | |
| 1 .Interview (self) | | |
| 2 .Interview (proxy) | | |
| 3 .Noninterview - type Z refusal | | |
| 4 .Noninterview - type Z other | | |
| D PP-MIS-1 | 1 | 31 |
| Person's interview status - month 1 | | |
| U All persons, including children | | |
| V 1 .Interview | | |
| 2 .Noninterview | | |
| D PP-MIS-2 | 1 | 32 |
| Person's interview status - month 2 | | |
| U All persons, including children | | |
| V 1 .Interview | | |
| 2 .Noninterview | | |
| D PP-MIS-3 | 1 | 33 |
| Person's interview status - month 3 | | |
| U All persons, including children | | |
| V 1 .Interview | | |
| 2 .Noninterview | | |
| D PP-MIS-4 | 1 | 34 |
| Person's interview status - month 4 | | |
| U All persons, including children | | |
| V 1 .Interview | | |
| 2 .Noninterview | | |
| D PP-MIS-5 | 1 | 35 |
| Person's interview status - | | |


Vertical line on the left side of the page.

Horizontal line at the top of the page.

Horizontal line at the bottom of the page.

PERSON


| DATA | SIZE | BEGIN |
|-----------------|------|--|
| interview month | | |
| U | | All person's, including children |
| V | | 1 .Interview |
| | | 2 .Noninterview |
| D | 2 | 36 |
| | | Edited entry address ID |
| | | Address ID of the household that this person belonged to at the time this person first became part of the sample |
| U | | All persons, including children |
| D | 3 | 38 |
| | | Edited person number |
| U | | All persons, including children |
| D | 2 | 41 |
| | | Index of the household record that defines the household that the person belonged to for month 1 |
| U | | All persons, including children |
| V | | 00 .Not a sample person this month |
| * | | Example: * |
| * | | If PP+H-1 = 2 for a person, that * |
| * | | person was a member of the household * |
| * | | with a value of 2 in the field * |
| * | | H+RCSEQ, during the first month of * |
| * | | the reference period. * |
| * | | * * |
| D | 2 | 43 |
| | | Index of the household record that defines the household that the person belonged to for month 2 |
| U | | All persons, including children |
| V | | 00 .Not a sample person this month |
| D | 2 | 45 |
| | | Index of the household record that defines the household that the person belonged to for month 3 |
| U | | All persons, including children |
| V | | 00 .Not a sample person this month |
| D | 2 | 47 |
| | | Index of the household record that defines the household that the person belonged to for month 4 |
| U | | All persons, including children |
| V | | 00 .Not a sample person this month |



82


PERSON

| DATA | SIZE | BEGIN |
|--|------|-------|
| D PP-HH-5 | 2 | 49 |
| Index of the household record that defines the household that the person belonged to for the interview month | | |
| U All persons, including children | | |
| V 00 .Not a sample person this month | | |
| D PP-FAM-1 | 2 | 51 |
| Index of the family record that defines the family that the person belonged to for month 1 | | |
| U All persons, including children | | |
| V 00 .Not a sample person this month | | |
| D PP-FAM-2 | 2 | 53 |
| Index of the family record that defines the family that the person belonged to for month 2 | | |
| U All persons, including children | | |
| V 00 .Not a sample person this month | | |
| D PP-FAM-3 | 2 | 55 |
| Index of the family record that defines the family that the person belonged to for month 3 | | |
| U All persons, including children | | |
| V 00 .Not a sample person this month | | |
| D PP-FAM-4 | 2 | 57 |
| Index of the family record that defines the family that the person belonged to for month 4 | | |
| U All persons, including children | | |
| V 00 .Not a sample person this month | | |
| D PP-SUB-1 | 2 | 59 |
| Index of the family record that defines the related subfamily that the person belonged to for month 1 | | |
| U All persons, including children | | |
| V 00 .Not a sample person this month | | |
| D PP-SUB-2 | 2 | 61 |
| Index of the family record that defines the related subfamily that the person belonged to for month 2 | | |
| U All persons, including children | | |
| V 00 .Not a sample person this month | | |




PERSON

| DATA | SIZE | BEGIN |
|---|------|-------|
| D PP-SUB-3 | 2 | 63 |
| Index of the family record that defines the related subfamily that the person belonged to for month 3 | | |
| U All persons, including children | | |
| V 00 .Not a sample person this month | | |
| D PP-SUB-4 | 2 | 65 |
| Index of the family record that defines the related subfamily that the person belonged to for month 4 | | |
| U All persons, including children | | |
| V 00 .Not a sample person this month | | |
| D PP-1STWS | 2 | 67 |
| Index of first wage and salary record for this person | | |
| U Persons 15 years old or older | | |
| V 00 .Indicates the person has no wage and salary records | | |
| D PP-LSTWS | 2 | 69 |
| Index of last wage and salary record for this person | | |
| U Persons 15 years old or older | | |
| V 00 .Indicates the person has no wage and salary records | | |
| D PP-1STSE | 2 | 71 |
| Index of first self-employment record for this person | | |
| U Persons 15 years old or older | | |
| V 00 .Indicates the person has no self-employment records | | |
| D PP-LSTSE | 2 | 73 |
| Index of last self-employment record for this person | | |
| U Persons 15 years old or older | | |
| V 00 .Indicates the person has no self-employment records | | |
| D PP-1STG1 | 2 | 75 |
| Index of first general amounts type-1 record for this person | | |
| U Persons 15 years old or older | | |
| V 00 .Indicates the person has no general amounts type-1 records | | |



PERSON

| DATA | SIZE | BEGIN |
|--|------|-------|
| D PP-LSTG1 | 2 | 77 |
| Index of last general amounts type-1 record for this person. All type-1 records for a person will be grouped together so that all records between PP-1STG1 and PP-LSTG1 belong to that person. | | |
| U Persons 15 years old or older | | |
| V 00 .Indicates the person has no general amounts type-1 records. | | |
| D PP-1NXGZ | 2 | 79 |
| Index of general amounts type-2 record for this person. | | |
| U Persons 15 years old or older | | |
| V 00 .Indicates the person has no general amounts type-2 record | | |
| * | | * |
| * Person weights and factors | | * |
| * by months 1-4 and interview month | | * |
| * | | * |
| D FNLWGT-1 | 10 | 81 |
| Weight for the person - month 1. 4 implied decimals. | | |
| U All persons, including children | | |
| D FNLWGT-2 | 10 | 91 |
| Weight for the person - month 2. 4 implied decimals. | | |
| U All persons, including children | | |
| D FNLWGT-3 | 10 | 101 |
| Weight for the person - month 3. 4 implied decimals. | | |
| U All persons, including children | | |
| D FNLWGT-4 | 10 | 111 |
| Weight for the person - month 4. 4 implied decimals. | | |
| U All persons, including children | | |
| D FNLWGT-5 | 10 | 121 |
| Weight for the person - interview date. 4 implied decimals. | | |
| U All persons, including children | | |
| * | | * |
| * Demographic characteristics from | | * |



PERSON

| DATA | SIZE | BEGIN |
|---|------|-------|
| * previous wave | | * |
| * * | | * |
| D PW-ADDID | 2 | 131 |
| Previous wave address ID | | |
| U All persons, including children | | |
| V 00 .Not applicable (Person not in sample previous wave) | | |
| D PW-RRP | 1 | 133 |
| Previous wave relationship to reference person | | |
| U All persons, including children | | |
| V 0 .Nonrelative of reference person with no own relatives in household | | |
| 1 .Reference person with relatives in household | | |
| 2 .Reference person with no relatives in household | | |
| 3 .Husband of reference person | | |
| 4 .Wife of reference person | | |
| 5 .Own child (son or daughter) of reference person | | |
| 6 .Parent of reference person | | |
| 7 .Brother/Sister of reference person | | |
| 8 .Other relative of reference person | | |
| 9 .Nonrelative of reference person with own relatives in household | | |
| D PW-MB | 1 | 134 |
| Previous wave marital status | | |
| U Persons 15 years old or older | | |
| V 0 .Not applicable | | |
| 1 .Married; spouse present | | |
| 2 .Married; spouse absent | | |
| 3 .Widowed | | |
| 4 .Divorced | | |
| 5 .Separated | | |
| 6 .Never married | | |
| 9 .Not answered | | |
| D PW-PNSP | 3 | 135 |
| Previous wave person number of spouse | | |
| U Persons 15 years old or older | | |
| V -09 .Not answered | | |
| 000 .Not in universe | | |
| 999 .Not applicable | | |
| D PW-PNPT | 3 | 138 |
| Previous wave person number of parent | | |

Vertical line on the left side of the page.

Horizontal line at the bottom of the page.

Small vertical mark at the bottom right corner.

B6

PERSON

DATA SIZE BEGIN

U Persons 15 years old or older

V -09 .Not answered

000 .Not in universe

999 .Not applicable

D PW-POPST 1 141

Previous wave population status

U All persons, including children

V 0 .Not applicable

1 .Adult (15 years of age or older)

2 .Child (under 15 at interview)

D PW-ADDIT 1 142

Was... living in any of the following
places during wave 1 interview month:

Armed Forces barracks, outside the

U.S.; nonhousehold setting such as

correctional institutions; home for

the aged; infirm or needy; mental

institutes; nursing; convalescent or

rest home; other home or hospital

providing specialized care

U All persons, including children

V 0 .Not in universe

1 .Yes

2 .No

D PW-INTW 1 143

Previous wave person's interview status

U All persons, including children

V 0 .Not applicable or not in universe

1 .Interview (self)

2 .Interview (proxy)

3 .Noninterview - type-z

4 .Noninterview - type-z other

* *

* Edited control card section *

* (demographics by months 1-4 *

* and interview month) *

* *

D RRP-1 1 144

Edited relationship to reference
person - month 1

U All persons, including children


V 0 .Not a sample person this month

1 .Household reference person, living
with relatives



PERSON

| DATA | SIZE | BEGIN |
|---|------|-------|
| 2 .Household reference person living alone or with only nonrelatives (primary individual) | | |
| 3 .Spouse of household reference person | | |
| 4 .Child of household reference person | | |
| 5 .Other relative of household reference person | | |
| 6 .Nonrelative of household reference person but related to others in the household - member of an unrelated sub (secondary) family | | |
| 7 .Nonrelative of household reference person and not related to anyone else in the household (secondary individual) | | |
| | | |
| Q RRP-2 | 1 | 145 |
| Edited relationship to reference person - month 2 | | |
| U All persons, including children | | |
| V 0 .Not a sample person this month | | |
| 1 .Household reference person, living with relatives | | |
| 2 .Household reference person living alone or with only nonrelatives (primary individual) | | |
| 3 .Spouse of household reference person | | |
| 4 .Child of household reference person | | |
| 5 .Relative of household reference other person | | |
| 6 .Nonrelative of household reference person but related to others in the household - member of an unrelated sub (secondary) family | | |
| 7 .Nonrelative of household reference person and not related to anyone else in the household (secondary individual) | | |
| | | |
| Q RRP-3 | 1 | 146 |
| Edited relationship to reference person - month 3 | | |
| U All persons, including children | | |
| V 0 .Not a sample person this month | | |
| 1 .Household reference person, living with relatives | | |
| 2 .Household reference person living alone or with only nonrelatives (primary individual) | | |
| 3 .Spouse of household reference person | | |
| 4 .Child of household reference person | | |



PERSON

| DATA | SIZE | BEGIN |
|---|----------|------------|
| 5 .Other relative of household reference person | | |
| 6 .Nonrelative of household reference person but related to others in the household - member of an unrelated sub (secondary) family | | |
| 7 .Nonrelative of household reference person and not related to anyone else in the household (secondary individual) | | |
| D RRP-4 | 1 | 147 |
| Edited relationship to reference person - month 4 | | |
| U All persons, including children | | |
| V 0 .Not a sample person this month | | |
| 1 .Household reference persons living with relatives | | |
| 2 .Household reference person living alone or with only nonrelatives (primary individual) | | |
| 3 .Spouse of household reference person | | |
| 4 .Child of household reference person | | |
| 5 .Other relative of household reference person | | |
| 6 .Nonrelative of household reference person but related to others in the household - member of an unrelated sub (secondary) family | | |
| 7 .Nonrelative of household reference person and not related to anyone else in the household (secondary individual) | | |
| D RRP-5 | 1 | 148 |
| Edited relationship to reference person - interview date | | |
| U All persons, including children | | |
| V 0 .Not a sample person this month | | |
| 1 .Household reference persons living with relatives | | |
| 2 .Household reference person living alone or with only nonrelatives (primary individual) | | |
| 3 .Spouse of household reference person | | |
| 4 .Child of household reference person | | |
| 5 .Other relative of household reference person | | |
| 6 .Nonrelative of household reference person but related to others in the | | |

Vertical line on the left side of the page.

Vertical line on the right side of the page.

PERSON

| DATA | SIZE | BEGIN |
|------|------|-------|
|------|------|-------|

household - member of an unrelated
sub (secondary) family

7 .Nonrelative of household reference
person and not related to anyone else
in the household (secondary individual)

| | | |
|--|---|-----|
| D AGE-1 | 2 | 149 |
| Edited and imputed age as of last birthday. Age in years. Month 1 | | |
| U All persons, including children | | |
| V 00 .Less than 1 full year or not a sample person this month | | |
| 85 .85 years old or older | | |

| | | |
|--|---|-----|
| D AGE-2 | 2 | 151 |
| Edited and imputed age as of last birthday. Age in years. Month 2 | | |
| U All persons, including children | | |
| V 00 .Less than 1 full year or not a sample person this month | | |
| 85 .85 years old or older | | |

| | | |
|--|---|-----|
| D AGE-3 | 2 | 153 |
| Edited and imputed age as of last birthday. Age in years. Month 3 | | |
| U All persons, including children | | |
| V 00 .Less than 1 full year or not a sample person this month | | |
| 85 .85 years old or older | | |

| | | |
|--|---|-----|
| D AGE-4 | 2 | 155 |
| Edited and imputed age as of last birthday. Age in years. Month 4 | | |
| U All persons, including children | | |
| V 00 .Less than 1 full year or not a sample person this month | | |
| 85 .85 years old or older | | |

| | | |
|---|---|-----|
| D AGE-5 | 2 | 157 |
| Edited and imputed age as of last birthday. Age in years. Interview month | | |
| U All persons, including children | | |
| V 00 .Less than 1 full year or not a sample person this month | | |
| 85 .85 years old or older | | |

| | | |
|--------------------|---|-----|
| D SEX | 1 | 159 |
| Sex of this person | | |



90

PERSON

| DATA | SIZE | BEGIN |
|--|------|-------|
| Edited and imputed | | |
| U All persons, including children | | |
| V 1 .Male | | |
| 2 .Female | | |
| D RACE | 1 | 160 |
| Race of this person | | |
| Edited and imputed | | |
| U All persons, including children | | |
| V 1 .White | | |
| 2 .Black | | |
| 3 .American Indian, Eskimo or Aleut | | |
| 4 .Asian or Pacific Islander | | |
| D MS-1 | 1 | 161 |
| Marital status - month 1 | | |
| If a person's marital status changed during any month, the marital status shown is the status maintained for the greatest part of the month. | | |
| Edited and imputed | | |
| U Persons 15 years old or older | | |
| V 0 .Not a sample person this month | | |
| 1 .Married, spouse present | | |
| 2 .Married, spouse absent | | |
| 3 .Widowed | | |
| 4 .Divorced | | |
| 5 .Separated | | |
| 6 .Never married | | |
| D MS-2 | 1 | 162 |
| Marital status - month 2 | | |
| If a person's marital status changed during any month, the marital status shown is the status maintained for the greatest part of the month. | | |
| Edited and imputed | | |
| U Persons 15 years old or older | | |
| V 0 .Not a sample person this month | | |
| 1 .Married, spouse present | | |
| 2 .Married, spouse absent | | |
| 3 .Widowed | | |
| 4 .Divorced | | |
| 5 .Separated | | |
| 6 .Never married | | |
| D MS-3 | 1 | 163 |
| Marital status - month 3 | | |

Vertical line on the left side of the page.

Horizontal line at the top of the page.

Horizontal line at the bottom left of the page.

Vertical line on the right side of the page.

PERSON

DATA SIZE BEGIN

If a person's marital status changed during any month, the marital status shown is the status maintained for the greatest part of the month.

Edited and imputed

U Persons 15 years old or older

V 0 .Not a sample person this month

- 1 .Married, spouse present
- 2 .Married, spouse absent
- 3 .Widowed
- 4 .Divorced
- 5 .Separated
- 6 .Never married

D MS-4 1 164

Marital status - month 4

If a persons marital status changed during any month, the marital status shown is the status maintained for the greatest part of the month.

Edited and imputed

U Persons 15 years old or older

V 0 .Not a sample person this month

- 1 .Married, spouse present
- 2 .Married, spouse absent
- 3 .Widowed
- 4 .Divorced
- 5 .Separated
- 6 .Never married

D MS-5 1 165

Marital status - interview date -

Edited and imputed

U Persons 15 years old or older

V 0 .Not a sample person this month

- 1 .Married, spouse present
- 2 .Married, spouse absent
- 3 .Widowed
- 4 .Divorced
- 5 .Separated
- 6 .Never married

D FANTYP-1 1 166

Family type to which this person belongs - month 1

U All persons, including children

V 0 .Primary family or not a sample person this month

- 1 .Secondary individual (not a family




PERSON

| DATA | SIZE | BEGIN |
|---|------|-------|
| member) | | |
| 2 .Unrelated sub (secondary) family | | |
| 3 .Related subfamily | | |
| 4 .Primary individual | | |
| | | |
| D FAMTYP-2 | 1 | 167 |
| Family type to which this person belongs - month 2 | | |
| U All persons, including children | | |
| V D .Primary family or not a sample person this month | | |
| 1 .Secondary individual (not a family member) | | |
| 2 .Unrelated sub (secondary) family | | |
| 3 .Related subfamily | | |
| 4 .Primary individual | | |
| | | |
| D FAMTYP-3 | 1 | 168 |
| Family type to which this person belongs - month 3. | | |
| U All persons, including children | | |
| V D .Primary family or not a sample person this month | | |
| 1 .Secondary individual (not a family member) | | |
| 2 .Unrelated sub (secondary) family | | |
| 3 .Related subfamily | | |
| 4 .Primary individual | | |
| | | |
| D FAMTYP-4 | 1 | 169 |
| Family type to which this person belongs - month 4 | | |
| U All persons, including children | | |
| V D .Primary family or not a sample person this month | | |
| 1 .Secondary individual (not a family member) | | |
| 2 .Unrelated sub (secondary) family | | |
| 3 .Related subfamily | | |
| 4 .Primary individual | | |
| | | |
| D FAMTYP-5 | 1 | 170 |
| Family type to which this person belongs - interview date | | |
| U All persons, including children | | |
| V D .Primary family or not a sample person this month | | |
| 1 .Secondary individual (not a family | | |



PERSON

| DATA | SIZE | BEGIN |
|--|------|-------|
| member) | | |
| 2 .Unrelated sub (secondary) family | | |
| 3 .Related subfamily | | |
| 4 .Primary individual | | |
| D FAMREL-1 | 1 | 171 |
| Sub/secondary family relationship | | |
| code - month 1 | | |
| U All persons, including children | | |
| V 0 .Not applicable (person not in related | | |
| subfamily or unrelated secondary family) | | |
| or not a sample person this month | | |
| 1 .Reference person of family | | |
| 2 .Spouse of family reference person | | |
| 3 .Child of family reference person | | |
| 4 .Other relative of family reference | | |
| person | | |
| D FAMREL-2 | 1 | 172 |
| Sub/secondary family relationship | | |
| code - month 2 | | |
| U All persons, including children | | |
| V 0 .Not applicable (person not in related | | |
| subfamily or unrelated secondary family) | | |
| or not a sample person this month | | |
| 1 .Reference person of family | | |
| 2 .Spouse of family reference person | | |
| 3 .Child of family reference person | | |
| 4 .Other relative of family reference | | |
| person | | |
| D FAMREL-3 | 1 | 173 |
| Sub/secondary family relationship | | |
| code - month 3 | | |
| U All persons, including children | | |
| V 0 .Not applicable (person not in related | | |
| subfamily or unrelated secondary family) | | |
| or not a sample person this month | | |
| 1 .Reference person of family | | |
| 2 .Spouse of family reference person | | |
| 3 .Child of family reference person | | |
| 4 .Other relative of family reference | | |
| person | | |
| D FAMREL-4 | 1 | 174 |
| Sub/secondary family relationship | | |
| code - month 4 | | |
| U All persons, including children | | |
| V 0 .Not applicable (person not in related | | |



PERSON

| DATA | SIZE | BEGIN |
|---|------|---|
| subfamily or unrelated secondary family) or not a sample person this month | | |
| 1 | | .Reference person of family |
| 2 | | .Spouse of family reference person |
| 3 | | .Child of family reference person |
| 4 | | .Other relative of family reference person |
| D FAMREL-5 | 1 | 175 |
| Sub/secondary family relationship code - interview date | | |
| U All persons, including children | | |
| V 0 | | .Not applicable (person not in related subfamily or unrelated secondary family) or not a sample person this month |
| 1 | | .Reference person of family |
| 2 | | .Spouse of family reference person |
| 3 | | .Child of family reference person |
| 4 | | .Other relative of family reference person |
| D FAMNUM-1 | 1 | 176 |
| Sub/secondary family number - month 1. Range = 0-6 | | |
| U All persons, including children | | |
| V 0 | | .Not applicable (person not in related subfamily or unrelated secondary family) or not a sample person this month |
| D FAMNUM-2 | 1 | 177 |
| Sub/secondary family number - month 2 Range = 0-6 | | |
| U All persons, including children | | |
| V 0 | | .Not applicable (person not in related subfamily or unrelated secondary family) or not a sample person this month |
| D FAMNUM-3 | 1 | 178 |
| Sub/secondary family number - month 3 Range=0-6 | | |
| U All persons, including children | | |
| V 0 | | .Not applicable (person not in related subfamily or unrelated secondary family) or not a sample person this month |
| D FAMNUM-4 | 1 | 179 |
| Sub/secondary family number - month 4 Range=0-6 | | |



PERSON

| DATA | SIZE | BEGIN |
|---|------|-------|
| U All persons, including children | | |
| V 0 .Not applicable (person not in related subfamily or unrelated secondary family) or not a sample person this month | | |
| D FAMNUM-5 | 1 | 180 |
| Sub/secondary family number - interview date. Range = 0,6 | | |
| U All persons, including children | | |
| V 0 .Not applicable (person not in related subfamily or unrelated secondary family) or not a sample person this month | | |
| D POP-STAT | 1 | 181 |
| Population status. This field identifies whether or not a person was eligible to be asked a full set of questions, based on his/her age at time of interview. | | |
| U All persons, including children | | |
| V 1 .Adult (15 years of age or older) | | |
| 2 .Child (under 15 at interview) | | |
| D PNSP-1 | 3 | 182 |
| Person number of spouse - month 1 | | |
| U Persons 15 years old or older | | |
| V 000 .Not a sample person this month | | |
| 999 .Not applicable | | |
| D PNSP-2 | 3 | 185 |
| Person number of spouse - month 2 | | |
| U Persons 15 years old or older | | |
| V 000 .Not a sample person this month | | |
| 999 .Not applicable | | |
| D PNSP-3 | 3 | 188 |
| Person number of spouse - month 3 | | |
| U Persons 15 years old or older | | |
| V 000 .Not a sample person this month | | |
| 999 .Not applicable | | |
| D PNSP-4 | 3 | 191 |
| Person number of spouse - month 4 | | |
| U Persons 15 years old or older | | |
| V 000 .Not a sample person this month | | |
| 999 .Not applicable | | |
| D PNSP-5 | 3 | 194 |
| Person number of spouse - interview date | | |

Vertical line on the left side of the page.

Horizontal line at the top of the page.

Horizontal line at the bottom of the page.

PERSON

| DATA | SIZE | BEGIN |
|--|------|-------|
| U Persons 15 years old or older | | |
| V 000 .Not a sample person this month | | |
| 999.Not applicable | | |
| D PNPT-1 | 3 | 197 |
| Person number of parent - month 1 | | |
| U Persons 15 years old or older | | |
| V 000 .Not a sample person this month | | |
| 999.Not applicable | | |
| D PNPT-2 | 3 | 200 |
| Person number of parent - month 2 | | |
| U Persons 15 years old or older | | |
| V 000 .Not a sample person this month | | |
| 999.Not applicable | | |
| D PNPT-3 | 3 | 203 |
| Person number of parent - month 3 | | |
| U Persons 15 years old or older | | |
| V 000 .Not a sample person this month | | |
| 999.Not applicable | | |
| D PNPT-4 | 3 | 206 |
| Person number of parent - month 4 | | |
| U Persons 15 years old or older | | |
| V 000 .Not a sample person this month | | |
| 999.Not applicable | | |
| D PNPT-5 | 3 | 209 |
| Person number of parent - interview date | | |
| U Persons 15 years old or older | | |
| V 000 .Not a sample person this month | | |
| 999.Not applicable | | |
| D VETSTAT | 1 | 212 |
| Did this person ever serve on active duty in the U.S. Armed Forces | | |
| U Persons 15 years old or older | | |
| V 0 .Not applicable (under 15) or not in sample | | |
| 1 .Yes | | |
| 2 .No | | |
| D HIGRADE | 2 | 213 |
| What is the highest grade or year of regular school this person attended | | |
| U Persons 15 years old or older | | |



PERSON

| DATA | SIZE | BEGIN |
|---|------|-------|
| V DD .Not applicable if under 15; did not attend; or attended only kindergarten | | |
| * 01-08 .Elementary * | | |
| * 09-12 .High school * | | |
| * 21-26 .College * | | |
| D GRD-CMPL 1 215 Did he/she complete that grade | | |
| U Persons 15 years old or older | | |
| V D .Not applicable if under 15; did not attend; or attended only kindergarten | | |
| 1 .Yes | | |
| 2 .No | | |
| D ETHNICTY 2 216 Ethnic origin | | |
| U All persons; including children | | |
| V 01.German | | |
| 02.English | | |
| 03.Irish | | |
| 04.French | | |
| 05.Italian | | |
| 06.Scottish | | |
| 07.Polish | | |
| 08.Dutch | | |
| 09.Swedish | | |
| 10.Norwegian | | |
| 11.Russian | | |
| 12.Ukrainian | | |
| 13.Welsh | | |
| 14.Mexican-American | | |
| 15.Chicano | | |
| 16.Mexican | | |
| 17.Puerto Rican | | |
| 18.Cuban | | |
| 19.Central or South American (Spanish) | | |
| 20.Other Spanish | | |
| 21.Afro-American (Black or Negro) | | |
| 30.Another group not listed | | |
| 39.Don't know | | |
| D IN-AP 1 218 Is this person currently in the Armed Forces | | |
| U Persons 15 years old or older | | |
| V D .Not applicable | | |
| 1 .Yes | | |

Vertical line on the left side of the page.


Horizontal line at the top of the page.

Horizontal line at the bottom left of the page.

Vertical line on the right side of the page.


PERSON

| | DATA | SIZE | BEGIN | |
|---|---|--|-------|---|
| | 2 | No | | |
| * | | | | * |
| * | Preedited control card section | | | * |
| * | | | | * |
| D | U-ENTRY | 2 | 219 | |
| | Preedited entry address I.D. | | | |
| | Control card item 17 | | | |
| U | All persons, including children | | | |
| D | U-PNUM | 3 | 221 | |
| | Preedited person number | | | |
| | Control card item 18 | | | |
| U | All persons, including children | | | |
| D | U-RRP | 1 | 224 | |
| | Preedited relationship to reference person. | | | |
| | Control card item 19B | | | |
| U | All persons, including children | | | |
| V | 1 | .Reference person with relatives in HH | | |
| | 2 | .Reference person with no rel. in HH | | |
| | 3 | .Husband of reference person | | |
| | 4 | .Wife of reference person | | |
| | 5 | .Own child of reference person | | |
| | 6 | .Parent of reference person | | |
| | 7 | .Brother/sister of reference person | | |
| | 8 | .Other relative of reference person | | |
| | 9 | .Nonrelative of reference person with own relatives in HH | | |
| | 0 | .Nonrelative of reference person with no own relatives in HH | | |
| D | U-HMEM | 1 | 225 | |
| | Preedited household member status | | | |
| | Control card item 20 | | | |
| U | All persons, including children | | | |
| V | 1 | .Yes - current HH member | | |
| | 2 | .No | | |
| * | | | | * |
| * | The next 8 fields consist of 4 pairs. | | | * |
| * | The first field in each pair gives | | | * |
| * | information recorded on the control | | | * |
| * | card of the household the person left | | | * |
| * | after the previous wave. The second | | | * |
| * | field in each pair gives information | | | * |
| * | repeated on the control card of the | | | * |
| * | current household. | | | * |
| * | | | | * |



PERSON

| DATA | SIZE | BEGIN |
|---|------|-------|
| D U-REALFT | 2 | 226 |
| Freedited reason for leaving previous wave address. Control card item 23 | | |
| U All persons, including children | | |
| V 00 .Not applicable (person did not move or not in sample previous wave) or not answered | | |
| 05 .Left - deceased | | |
| 06 .Left - institutionalized | | |
| 07 .Left - living in Armed Forces barracks | | |
| 08 .Left - moved outside of country | | |
| 09 .Left - separation or divorce | | |
| 10 .Left - person 201 or greater no longer living with a sample person | | |
| 11 .Left - other | | |
| 99 .Interviewed in previous wave but not in sample | | |
| D U-REAENT | 2 | 228 |
| Freedited reason for entering current address. Control card item 23 | | |
| U All persons, including children | | |
| V 00 .Not applicable (person did not move or person no longer in sample) or not answered | | |
| 01 .Entered - birth | | |
| 02 .Entered - marriage | | |
| 03 .Entered - other | | |
| 04 .Entered (before sample people) | | |
| 12 .Entered merged household | | |
| 13 .Reentered household | | |
| D U-MONLFT | 2 | 230 |
| Freedited month left previous wave address. Control card item 23. | | |
| Range = 0,12 | | |
| U All persons, including children | | |
| V 00 .Not applicable (person did not move or not in sample previous wave) | | |
| D U-MONENT | 2 | 232 |
| Freedited month entered current address. Control card item 23. Range = 0,12 | | |
| U All persons, including children. | | |
| V 00 .Not applicable (person did not move or person no longer in sample) | | |
| D U-DAYLFT | 2 | 234 |
| Freedited day left previous wave address. | | |



106

PERSON

DATA SIZE BEGIN

Control card item 23. Range = 0,30

- U All persons, including children
- V 00 .Not applicable (person did not move or not in sample previous wave)

D U-DAYENT 2 236

Preedited day entered current address.

Control card item 23. Range = 0,31

- U All persons, including children
- V 00 .Not applicable (person did not move or person no longer in sample)

D CC-ADLFT 2 238

Control card address ID of previous wave

- U All persons, including children
- V 00 .Not applicable (person did not move or not in sample previous wave)

D CC-ACENT 2 240

Control card address ID of current wave

- U All persons, including children
- V 00 .Not applicable (person did not move or person no longer in sample)

D U-BRTHYR 4 242

Preedited year of birth.

Control card item 24

- U All persons, including children
- V -009 .Not answered
- 1900. Born 1900 or earlier

D U-PNPT 3 246

Preedited person number of parent.

Control card item 25


- U Persons 15 years old or older
- V -09 .Not answered

D U-MS 1 249

Preedited marital status.


Control card item 26A

- U Persons 15 years old or older
- V 0 .Not applicable
- 1 .Married - spouse present
- 2 .Married - spouse absent
- 3 .Widowed
- 4 .Divorced
- 5 .Separated




PERSON

| DATA | SIZE | BEGIN |
|--------------------------------------|------|-------|
| 6 .Never married | | |
| 9 .Not answered | | |
| D U-PNSP | 3 | 250 |
| Predited person number of spouse | | |
| Control card item 26B | | |
| U Persons 15 years old or older | | |
| V -09 .Not answered | | |
| 000 .Not applicable | | |
| D U-PNGD | 3 | 253 |
| Predited person number of designated | | |
| parent or guardian. | | |
| Control card item 27 | | |
| U Persons 15 years old or older | | |
| V -09 .Not answered | | |
| 000 .Not applicable | | |
| D U-SEX | 1 | 256 |
| Predited sex code. | | |
| Control card item 28 | | |
| U All persons, including children | | |
| V 1 .Male | | |
| 2 .Female | | |
| 9 .Not answered | | |
| D U-RACE | 1 | 257 |
| Predited race code. | | |
| Control card item 29 | | |
| U All persons, including children | | |
| V 1 .White | | |
| 2 .Black | | |
| 3 .American Indian, Eskimo or Aleut | | |
| 4 .Asian or Pacific Islander | | |
| 5 .Other | | |
| 9 .Not answered | | |
| D U-ORIGIN | 2 | 258 |
| Unedited ethnic origin code. | | |
| Control card item 30 | | |
| U All persons, including children | | |
| V -9 .Not answered | | |
| 01 .German | | |
| 02 .English | | |
| 03 .Irish | | |
| 04 .French | | |
| 05 .Italian | | |
| 06 .Scottish | | |
| 07 .Polish | | |




PERSON

| DATA | SIZE | BEGIN |
|--|------|-------|
| 08 .Dutch | | |
| 09 .Swedish | | |
| 10 .Norwegian | | |
| 11 .Russian | | |
| 12 .Ukrainian | | |
| 13 .Welsh | | |
| 14 .Mexican-American | | |
| 15 .Chicano | | |
| 16 .Mexican | | |
| 17 .Puerto Rican | | |
| 18 .Cuban | | |
| 19 .Central or South American (Spanish speaking) | | |
| 20 .Other Spanish | | |
| 21 .Afro-American (Black or Negro) | | |
| 33 .Another group not listed | | |
| 39 .Don't know | | |
| | | |
| D U-HIGRDE | 2 | 260 |
| Unedited highest grade of school attended. Control card item 31A | | |
| U Persons 15 years old or older | | |
| V -9 .Not answered | | |
| 00 .Not applicable; did not attend; attended only kindergarten | | |
| * 01-08 .Elementary | * | |
| * 09-12 .High school | * | |
| * 21-26 .College | * | |
| * * | * | |
| | | |
| D U-COMPL | 1 | 262 |
| Was highest grade completed. | | |
| Unedited - control card item 31B | | |
| U Persons 15 years old or older | | |
| V 0 .Not applicable | | |
| 1 .Yes | | |
| 2 .No | | |
| 9 .Not answered | | |
| | | |
| D U-VET | 1 | 263 |
| Unedited veteran status. | | |
| Control card item 32A | | |
| U Persons 15 years old or older | | |
| V 0 .Not applicable | | |
| 1 .Yes | | |
| 2 .No | | |
| 9 .Not answered | | |




PERSON

| DATA | SIZE | BEGIN |
|---|--|-----------|
| D U-SRMDTE | 1 | 264 |
| Unedited period of service. Control card item 32B | | |
| U Persons 15 years old or older | | |
| V 0 | .Not applicable | |
| 1 | .Vietnam era (Aug'64-Apr'75) | |
| 2 | .Korean conflict (June'50-Jan'55) | |
| 3 | .World war II (Sept'40-July'47) | |
| 4 | .World war I (Apr'17-Nov'18) | |
| 5 | .May 1975 or later | |
| 6 | .Other service | |
| 9 | .Not answered | |
| D U-AF | 1 | 265 |
| Currently in Armed Forces - unedited control card item 32C | | |
| U Persons 15 years old and older | | |
| V 0 | .Not applicable | |
| 1 | .Yes | |
| 2 | .No | |
| 9 | .Not answered | |
| D U-SSNDK | 1 | 266 |
| Reason unedited Social Security number (U-SSN) is not provided - unedited control card item 33C | | |
| U All persons, including children | | |
| V 0 | .Not answered | |
| 1 | .Don't know | |
| 2 | .Refusal | |
| 3 | .None | |
| D TRN-CODE | 90 | 267 TABLE |
| Code number from transcription page of control card - unedited Note - this data item consists of 30 fields (code range 001-992) of 3 characters each. | | |
| U Persons 15 years old or older | | |
| V 000 | .Not answered | |
| * 001-075 | .Income source codes (see * * appendix A-1) * | |
| 100 | .Regular/passbook savings | |
| 101 | .Money market deposit accounts | |
| 102 | .Certificates of deposit | |
| 103 | .NOW, Super NOW accounts | |
| 104 | .Money market funds | |
| 105 | .U.S. government securities | |
| 106 | .Municipal or corporate bonds | |




PERSON

| DATA | SIZE | BEGIN | |
|------------|------|-------|--|
| 107 | | | .Other interest-earning assets |
| 110 | | | .Stocks or mutual fund shares |
| 120 | | | .Rental property |
| 130 | | | .Mortgages |
| 140 | | | .Royalties |
| 150 | | | .Other financial investments |
| 171 | | | .Disabled |
| 172 | | | .Medicare |
| 173 | | | .Medicaid |
| 174 | | | .U.S. savings bonds |
| 175 | | | .Other educational assistance |
| 991 | | | .Noninterview |
| 992 | | | .Interview - no sources marked |
| 993 | | | .Ineligible for interview |
| 0 TRN-LINE | 60 | 357 | TABLE |
| | | | Line number from control card of |
| | | | corresponding 'TRN-code'. |
| | | | Note - this data item consists of 30 |
| | | | fields of 2 characters each. |
| * | | | * |
| * | | | The next 9 data items (TRN-WAV1 thru * |
| * | | | TRN-WAV9) consist of 30 fields of * |
| * | | | 1 character each. * |
| * | | | * |
| 0 TRN-WAV1 | 30 | 417 | TABLE |
| | | | Indication that corresponding 'TRN-Code' |
| | | | was received in wave 1 |
| U | | | Persons 15 years old or older |
| V 0 | | | .NA; not received |
| 1 | | | .Received in wave 1 |
| 0 TRN-WAV2 | 30 | 447 | TABLE |
| | | | Indication that corresponding 'TRN-Code' |
| | | | was received in wave 2 |
| U | | | Persons 15 years old or older |
| V 0 | | | .NA; not received |
| 1 | | | .Received in wave 2 |
| 0 TRN-WAV3 | 30 | 477 | TABLE |
| | | | Indication that corresponding 'TRN-Code' |
| | | | was received in wave 3 |
| U | | | Persons 15 years old or older |
| V 0 | | | .NA; not received |
| 1 | | | .Received in wave 3 |
| 0 TRN-WAV4 | 30 | 507 | TABLE |
| | | | Indication that corresponding 'TRN-Code' |



PERSON

| DATA | SIZE | BEGIN |
|---|---------------------------------------|-----------|
| was received in wave 4 | | |
| U Persons 15 years old or older | | |
| V 0 .NA; not received | | |
| 1 .Received in wave 4 | | |
| D TRN-WAVE | 30 | 537 TABLE |
| Indication that corresponding 'TRN-Code' | | |
| was received in wave 5 | | |
| U Persons 15 years old or older | | |
| V 0 .NA; not received | | |
| 1 .Received in wave 5 | | |
| D TRN-WAVE | 30 | 567 TABLE |
| Indication that corresponding 'TRN-Code' | | |
| was received in wave 6 | | |
| U Persons 15 years old or older | | |
| V 0 .NA; not received | | |
| 1 .Received in wave 6 | | |
| D TRN-WAVE | 30 | 597 TABLE |
| Indication that corresponding 'TRN-Code' | | |
| was received in wave 7 | | |
| U Persons 15 years old or older | | |
| V 0 .NA; not received | | |
| 1 .Received in wave 7 | | |
| D TRN-WAVE | 30 | 627 TABLE |
| Indication that corresponding 'TRN-Code' | | |
| was received in wave 8 | | |
| U Persons 15 years old or older | | |
| V 0 .NA; not received | | |
| 1 .Received in wave 8 | | |
| D TRN-WAVE | 30 | 657 TABLE |
| Indication that corresponding 'TRN-Code' | | |
| was received in wave 9 | | |
| U Persons 15 years old or older | | |
| V 0 .NA; not received | | |
| 1 .Received in wave 9 | | |
| * | | * |
| * | The following source code fields are | * |
| * | from the merged household match table | * |
| * | | * |
| D PREV-ID | 9 | 687 |
| Unique scrambled combination of the | | |
| previous PSU (3 characters), segment | | |
| (2 characters), and serial (4 characters) | | |
| numbers. Applies only to persons in an | | |




PERSON

| DATA | SIZE | BEGIN |
|--|------|-------|
| original sample unit who joined another sample unit. | | |
| U All persons, including children | | |
| V 0 .Not in universe | | |
| D SC0064 | 2 | 696 |
| Previous identification entry address ID | | |
| Applies only to persons in an original sample unit who joined another sample unit. | | |
| U All persons, including children | | |
| V 00 .Not in universe | | |
| D SC0066 | 3 | 698 |
| Previous identification person number | | |
| Applies only to persons in an original sample unit who joined another sample unit. | | |
| U All persons, including children | | |
| V 000 .Not in universe | | |
| * | | * |
| * Income aggregates by months 1-4 | | * |
| * | | * |
| D PP-TOT-1 | 8 | 701 |
| Total person's income for month 1. | | |
| In dollars. Range = -1500000,1500000. | | |
| U Persons 15 years old or older | | |
| D PP-TOT-2 | 8 | 709 |
| Total person's income for month 2. | | |
| In dollars. Range = -1500000,1500000. | | |
| U Persons 15 years old or older | | |
| D PP-TOT-3 | 8 | 717 |
| Total person's income for month 3. | | |
| In dollars. Range = -1500000,1500000. | | |
| U Persons 15 years old or older | | |
| D PP-TOT-4 | 8 | 725 |
| Total person's income for month 4. | | |
| In dollars. Range = -1500000,1500000. | | |
| U Persons 15 years old or older | | |
| D PP-EAR-1 | 7 | 733 |
| Total person's earned income for month 1. | | |
| In dollars. Range = 0,1500000. | | |
| U Persons 15 years old or older | | |
| D PP-EAR-2 | 7 | 740 |
| Total person's earned income for month 2. | | |



PERSON

| DATA | SIZE | BEGIN |
|--|------|-------|
| In dollars. Range = 0,1500000. | | |
| U Persons 15 years old or older | | |
| 0 PP-EAR-3 | 7 | 747 |
| Total person's earned income for month 3. | | |
| In dollars. Range = 0,1500000. | | |
| U Persons 15 years old or older | | |
| 0 PP-EAR-4 | 7 | 754 |
| Total person's earned income for month 4. | | |
| In dollars. Range = 0,1500000. | | |
| U Persons 15 years old or older | | |
| 0 PP-PRO-1 | 8 | 761 |
| Total property (asset) income for month 1. | | |
| In dollars. Range = -1500000,1500000. | | |
| U Persons 15 years old or older | | |
| 0 PP-PRO-2 | 8 | 769 |
| Total property (asset) income for month 2. | | |
| In dollars. Range = -1500000,1500000. | | |
| U Persons 15 years old or older | | |
| 0 PP-PRO-3 | 8 | 777 |
| Total property (asset) income for month 3. | | |
| In dollars. Range = -1500000,1500000. | | |
| U Persons 15 years old or older | | |
| 0 PP-PRO-4 | 8 | 785 |
| Total property (asset) income for month 4. | | |
| In dollars. Range = -1500000,1500000. | | |
| U Persons 15 years old or older | | |
| 0 PP-TRA-1 | 7 | 793 |
| Total person's mean-tested cash transfer for month 1. In dollars. Range = 0,1500000. | | |
| U Persons 15 years old or older | | |
| 0 PP-TRA-2 | 7 | 800 |
| Total person's mean-tested cash transfer for month 2. In dollars. Range = 0,1500000. | | |
| U Persons 15 years old or older | | |
| 0 PP-TRA-3 | 7 | 807 |
| Total person's mean-tested cash transfer for month 3. In dollars. Range = 0,1500000. | | |
| U Persons 15 years old or older | | |
| 0 PP-TRA-4 | 7 | 814 |
| Total person's mean-tested cash transfer for | | |



PERSON

| DATA | SIZE | BEGIN |
|------|------|-------|
|------|------|-------|

month 4. In dollars. Range = 0,1500000.
 U Persons 15 years old or older

| | | |
|------------|---|-----|
| D PP-OTH-1 | 7 | 821 |
|------------|---|-----|

Total person's other income for month 1.
 In dollars. Range = 0,1500000.
 U Persons 15 years old or older

| | | |
|------------|---|-----|
| D PP-OTH-2 | 7 | 828 |
|------------|---|-----|

Total person's other income for month 2.
 In dollars. Range = 0,1500000.
 U Persons 15 years old or older

| | | |
|------------|---|-----|
| D PP-OTH-3 | 7 | 835 |
|------------|---|-----|

Total person's other income for month 3.
 In dollars. Range = 0,1500000.
 U Persons 15 years old or older

| | | |
|------------|---|-----|
| D PP-OTH-4 | 7 | 842 |
|------------|---|-----|

Total person's other income for month 4.
 In dollars. Range = 0,1500000.
 U Persons 15 years old or older

| | | |
|--------------------------|--|---|
| * | | * |
| * Recipency/asset arrays | | * |
| * | | * |

| | | |
|------------|----|-----|
| D RECIPSUM | 75 | 849 |
|------------|----|-----|

Income recipency summary
 There are 75 fields allocated for this
 summary. Character location is listed
 beside each field used. Fields not
 used are zero filled, except character
 location 923 is blank if person is not
 an adult.

| | |
|------|---|
| *849 | .Social Security |
| *850 | .Railroad retirement |
| *851 | .Federal Supplemental Security Inc (SSI) |
| *853 | .State unemployment compensation |
| *854 | .Supplemental unemployment benefits |
| *855 | .Other unemployment compensation |
| *856 | .Veterans compensation or pensions |
| *858 | .Workers compensation benefits |
| *860 | .Employer or union temporary sickness policy |
| *861 | .Payments from a sickness, accident, or disability insurance policy purchased on your own |
| *868 | .Aid to families with dependent |


Vertical line on the left side of the page.

Horizontal line at the top of the page.

Vertical line on the right side of the page.

PERSON

| DATA | SIZE | BEGIN |
|---|------|-------|
| * children (AFDC, ADC) | | |
| *869 .General assistance or general relief | | |
| *871 .Foster child care payments | | |
| *872 .Other welfare | | |
| *873 .WIC | | |
| *875 .Food stamps | | |
| *876 .Child support payments | | |
| *877 .Alimony payments | | |
| *878 .Pension from company or union | | |
| *879 .Federal civil service or other Federal | | |
| * civilian employee pensions | | |
| *880 .U.S. military retirement pay | | |
| *882 .State government pensions | | |
| *883 .Local government pensions | | |
| *884 .Income from paid up life insurance | | |
| * policy or annuities | | |
| *885 .Estates and trusts | | |
| *886 .Other payments for retirement, | | |
| * disability or survivor | | |
| *888 .GI Bill education benefits | | |
| *898 .Income assistance from a charitable | | |
| group | | |
| *899 .Money from relatives or friends | | |
| *900 .Lump sum payments | | |
| *901 .Income from roomers or boarders | | |
| *902 .National Guard or reserve pay | | |
| *903 .Incidental or casual earnings | | |
| *904 .Other cash income not included elsewhere | | |
| *923 .Recorded for confidentiality (ISS codes | | |
| 4, 9, 11, 22, 33). The possible | | |
| answers in each field are listed below: | | |
| U Persons 15 years old or older | | |
| V 0 .Not applicable | | |
| 1 .Yes | | |
| 2 .No | | |
| D ASSETSUM | 13 | 924 |
| Asset ownership summary. There are | | |
| 13 (1-digit) fields defined below. | | |
| Character location is listed beside | | |
| each field. | | |
| *924 .ISS Code 100 - savings accounts | | |
| *925 .ISS Code 101 - money market accounts | | |
| *926 .ISS Code 102 - certificates of deposit | | |
| *927 .ISS Code 103 - NOW accounts | | |
| *928 .ISS Code 104 - money market funds | | |
| *929 .ISS Code 105 - U.S. government securities | | |
| *930 .ISS Code 106 - municipal or corporate | | |
| bonds | | |



110

PERSON

DATA SIZE BEGIN

- *931 .ISS Code 107 - other interest earning assets
- *932 .ISS Code 110 - stocks or mutual funds
- *933 .ISS Code 120 - rental property
- *934 .ISS Code 130 - mortgages
- *935 .ISS Code 140 - royalties
- *936 .ISS Code 150 - other financial investments

The possible answers in each field are:

- J Persons 15 years old or older
- V 0 .Not applicable
- 1 .Yes
- 2 .No

D INC-LIST 12 937


Reciprocity indicators cleared by consistency edits for which an amounts section exists. There are 6 fields (2-characters each). Responses are selected from the following:

- U Persons 15 years old or older
- V 00 .None
- 01 .Social Security
- 02 .Railroad retirement
- 03 .Federal Supplemental Security Income (SSI)
- 05 .State unemployment compensation
- 06 .Supplemental unemployment benefits
- 07 .Other unemployment compensation
- 08 .Veterans compensation or pensions
- 10 .Workers compensation
- 12 .Employer or union temporary sickness policy
- 13 .Payments from a sickness, accident, or disability insurance policy purchased on your own
- 20 .Aid to families with dependent children (AFDC, ADC)
- 21 .General assistance or general relief
- 23 .Foster child care payments
- 24 .Other welfare
- 25 .WIC
- 27 .Food stamps
- 28 .Child support payments
- 29 .Alimony payments
- 30 .Pension from company or union
- 31 .Federal civil service or other Federal civilian employee pensions
- 32 .U.S. military retirement pay
- 34 .State government pensions
- 35 .Local government pensions




PERSON

| DATA | SIZE | BEGIN |
|------|-------|---|
| 36 | | .Income from paid up life insurance policy or annuities |
| 37 | | .Estates and trusts |
| 38 | | .Other payments for retirement, disability or survivor |
| 40 | | .GI Bill education benefits |
| 50 | | .Income assistance from a charitable group |
| 51 | | .Money from relatives or friends |
| 52 | | .Lump sum payments |
| 53 | | .Income from roomers or boarders |
| 54 | | .National Guard or reserve pay |
| 55 | | .Incidental or casual earnings |
| 56 | | .Other cash income not included elsewhere |
| 75 | | .Recorded for confidentiality (ISS codes 4, 9, 11, 22, 33) |
| * | | * |
| * | | Employment status recode by months 1-4 * |
| * | | * |
| D | ESR-1 | 1 949 |
| | | Employment status recode for month 1 of the reference period. |
| U | | Persons 15 years old or older |
| V | 0 | .Not applicable |
| | 1 | .With a job entire month; worked all weeks |
| | 2 | .With a job entire month; missed one or more weeks; no time on layoff |
| | 3 | .With a job entire month; missed one or more weeks; spent time on layoff |
| | 4 | .With job one or more weeks; no time spent looking or on layoff |
| | 5 | .With job one or more weeks; spent one or more weeks looking or on layoff |
| | 6 | .No job during month; spent entire month looking or on layoff |
| | 7 | .No job during month; spent one or more weeks looking or on layoff |
| | 8 | .No job during month; no time spent looking or on layoff |
| D | ESR-2 | 1 950 |
| | | Employment status recode for month 2 of the reference period. |
| U | | Persons 15 years old or older |
| V | 0 | .Not applicable |
| | 1 | .With a job entire month; worked all weeks |
| | 2 | .With a job entire month; missed one or more weeks; no time on layoff |




PERSON

| DATA | SIZE | BEGIN |
|---|------|-------|
| 3 | | |
| .With a job entire month; missed one or more weeks; spent time on layoff | | |
| 4 | | |
| .With job one or more weeks; no time spent looking or on layoff | | |
| 5 | | |
| .With job one or more weeks; spent one or more weeks looking or on layoff | | |
| 6 | | |
| .No job during month; spent entire month looking or on layoff | | |
| 7 | | |
| .No job during month; spent one or more weeks looking or on layoff | | |
| 8 | | |
| .No job during month; no time spent looking or on layoff | | |
| | | |
| D ESR-3 | 1 | 951 |
| Employment status recode for month 3 of the reference period. | | |
| U Persons 15 years old or older | | |
| V 0 .Not applicable | | |
| 1 | | |
| .With a job entire month; worked all weeks | | |
| 2 | | |
| .With a job entire month; missed one or more weeks; no time on layoff | | |
| 3 | | |
| .With a job entire month; missed one or more weeks; spent time on layoff | | |
| 4 | | |
| .With job one or more weeks; no time spent looking or on layoff | | |
| 5 | | |
| .With job one or more weeks; spent one or more weeks looking or on layoff | | |
| 6 | | |
| .No job during month; spent entire month looking or on layoff | | |
| 7 | | |
| .No job during month; spent one or more weeks looking or on layoff | | |
| 8 | | |
| .No job during month; no time spent looking or on layoff | | |
| | | |
| D ESR-4 | 1 | 952 |
| Employment status recode for month 4 of the reference period. | | |
| U Persons 15 years old or older | | |
| V 0 .Not applicable | | |
| 1 | | |
| .With a job entire month; worked all weeks | | |
| 2 | | |
| .With a job entire month; missed one or more weeks; no time on layoff | | |
| 3 | | |
| .With a job entire month; missed one or more weeks; spent time on layoff | | |
| 4 | | |
| .With job one or more weeks; no time spent looking or on layoff | | |
| 5 | | |
| .With job one or more weeks; spent one or more weeks looking or on layoff | | |



PERSON

| DATA | SIZE | BEGIN |
|------------|------|---|
| 6 | | .No job during month; spent entire month looking or on layoff |
| 7 | | .No job during month; spent one or more weeks looking or on layoff |
| 8 | | .No job during month; no time spent looking or on layoff |
| * | | * |
| * | | Recoded labor force and reciprocity items |
| * | | by months 1-4 |
| * | | * |
| D WEEKS-1 | 1 | 953 |
| | | Number of weeks in month 1 of the reference period. |
| U | | Persons 15 years old or older |
| V 0 | | .Not applicable |
| 4 | | .Four weeks |
| 5 | | .Five weeks |
| D WEEKS-2 | 1 | 954 |
| | | Number of weeks in month 2 of the reference period. |
| U | | Persons 15 years old or older |
| V 0 | | .Not applicable |
| 4 | | .Four weeks |
| 5 | | .Five weeks |
| D WEEKS-3 | 1 | 955 |
| | | Number of weeks in month 3 of the reference period. |
| U | | Persons 15 years old or older |
| V 0 | | .Not applicable |
| 4 | | .Four weeks |
| 5 | | .Five weeks |
| D WEEKS-4 | 1 | 956 |
| | | Number of weeks in month 4 of the reference period. |
| U | | Persons 15 years old or older |
| V 0 | | .Not applicable |
| 4 | | .Four weeks |
| 5 | | .Five weeks |
| D WK-JOB-1 | 1 | 957 |
| | | Number of weeks with a job or business for month 1 of the reference period. |
| U | | Persons 15 years old or older |
| V 0 | | .0 weeks or not applicable ('have-job' = no) |



PERSON

| DATA | SIZE | BEGIN |
|--|------|-------|
| 1 .1 week | | |
| 2 .2 weeks | | |
| 3 .3 weeks | | |
| 4 .4 weeks | | |
| 5 .5 weeks (only applicable for months with 5 weeks) | | |
| <input type="checkbox"/> WK-JOB-2 | 1 | 958 |
| Number of weeks with a job or business for month 2 of the reference period. | | |
| <input type="checkbox"/> Persons 15 years old or older | | |
| <input checked="" type="checkbox"/> 0 .0 weeks or not applicable ('have-job' = no) | | |
| 1 .1 week | | |
| 2 .2 weeks | | |
| 3 .3 weeks | | |
| 4 .4 weeks | | |
| 5 .5 weeks (only applicable for months with 5 weeks) | | |
| <input type="checkbox"/> WK-JOB-3 | 1 | 959 |
| Number of weeks with a job or business for month 3 of the reference period. | | |
| <input type="checkbox"/> Persons 15 years old or older | | |
| <input checked="" type="checkbox"/> 0 .0 weeks or not applicable ('have-job' = no) | | |
| 1 .1 week | | |
| 2 .2 weeks | | |
| 3 .3 weeks | | |
| 4 .4 weeks | | |
| 5 .5 weeks (only applicable for months with 5 weeks) | | |
| <input type="checkbox"/> WK-JOB-4 | 1 | 960 |
| Number of weeks with a job or business for month 4 of the reference period. | | |
| <input type="checkbox"/> Persons 15 years old or older | | |
| <input checked="" type="checkbox"/> 0 .0 weeks or not applicable ('have-job' = no) | | |
| 1 .1 week | | |
| 2 .2 weeks | | |
| 3 .3 weeks | | |
| 4 .4 weeks | | |
| 5 .5 weeks (only applicable for months with 5 weeks) | | |
| <input type="checkbox"/> WKJOB | 16 | 961 |
| TABLE | | |
| Did this person have a job or business | | |



PERSON

DATA SIZE BEGIN

during this week of the reference period. There are 18 answer fields, one for each week of the reference period.

U Persons 15 years old or older

V 0 .Not applicable ('have-job' = no)

1 .Yes

2 .No

D WK-WOP-1 1 979

Number of weeks without pay, at a job or business for month 1 of the reference period.

U Persons 15 years old or older

V 0 .0 weeks or not applicable

('have-job' = no)

1 .1 week

2 .2 weeks

3 .3 weeks

4 .4 weeks

5 .5 weeks (only applicable for months with 5 weeks)

D WK-WOP-2 1 980

Number of weeks without pay, at a job or business for month 2 of the reference period.

U Persons 15 years old or older

V 0 .0 weeks or not applicable

('have-job' = no)

1 .1 week

2 .2 weeks

3 .3 weeks

4 .4 weeks

5 .5 weeks (only applicable for months with 5 weeks)

D WK-WOP-3 1 981

Number of weeks without pay, at a job or business for month 3 of the reference period.

U Persons 15 years old or older

V 0 .0 weeks or not applicable

('have-job' = no)


1 .1 week

2 .2 weeks

3 .3 weeks

4 .4 weeks

5 .5 weeks (only applicable for months with 5 weeks)




PERSON

| DATA | SIZE | BEGIN |
|--|--|-----------|
| D WK-WOP-4 | 1 | 982 |
| Number of weeks without pay, at a job or business for month 4 of the reference period. | | |
| U Persons 15 years old or older | | |
| V 0 | .0 weeks or not applicable ('have-job' = no) | |
| 1 | .1 week | |
| 2 | .2 weeks | |
| 3 | .3 weeks | |
| 4 | .4 weeks | |
| 5 | .5 weeks (only applicable for months with 5 weeks) | |
| D WEEKSAB | 18 | 983 TABLE |
| Was this person with a job or business but without pay for this week of the reference period. There are 18 answer fields, one for each week of the reference period. | | |
| U Persons 15 years old or older | | |
| V 0 | .Not applicable | |
| 1 | .Yes | |
| 2 | .No | |
| D WK-LOK-1 | 1 | 1001 |
| Number of weeks looking for work or on layoff in month 1 of the reference period. | | |
| U Persons 15 years old or older | | |
| V 0 | .None or not applicable | |
| 1 | .1 week | |
| 2 | .2 weeks | |
| 3 | .3 weeks | |
| 4 | .4 weeks | |
| 5 | .5 weeks (only applicable for months with 5 weeks) | |
| D WK-LOK-2 | 1 | 1002 |
| Number of weeks looking for work or on layoff in month 2 of the reference period. | | |
| U Persons 15 years old or older | | |
| V 0 | .None or not applicable | |
| 1 | .1 week | |
| 2 | .2 weeks | |
| 3 | .3 weeks | |
| 4 | .4 weeks | |
| 5 | .5 weeks (only applicable for months with 5 weeks) | |



PERSON

| DATA | SIZE | BEGIN |
|--|------|------------|
| D WK-LOK-3 | 1 | 1003 |
| Number of weeks looking for work or on layoff in month 3 of the reference period. | | |
| U Persons 15 years old or older | | |
| V 0 .None or not applicable | | |
| 1 .1 week | | |
| 2 .2 weeks | | |
| 3 .3 weeks | | |
| 4 .4 weeks | | |
| 5 .5 weeks (only applicable for months with 5 weeks) | | |
| D WK-LOK-4 | 1 | 1004 |
| Number of weeks looking for work or on layoff in month 4 of the reference period. | | |
| U Persons 15 years old or older | | |
| V 0 .None or not applicable | | |
| 1 .1 week | | |
| 2 .2 weeks | | |
| 3 .3 weeks | | |
| 4 .4 weeks | | |
| 5 .5 weeks (only applicable for months with 5 weeks) | | |
| D WEEKSLK | 18 | 1005 TABLE |
| Was this person looking for work or on layoff during this week of the reference period. There are 18 answer fields, one for each week of the reference period. | | |
| U Persons 15 years old or older | | |
| V 0 .Not applicable | | |
| 1 .Yes | | |
| 2 .No | | |
| D COVCAR-1 | 1 | 1023 |
| Is this person covered by medicare for month 1 of the reference period | | |
| U Persons 65 years old or older and disabled persons 15-64 years old | | |
| V 0 .Not applicable | | |
| 1 .Yes | | |
| 2 .No | | |
| D COVCAR-2 | 1 | 1024 |
| Is this person covered by medicare for month 2 of the reference period | | |



PERSON

| DATA | SIZE | BEGIN |
|------|------|-------|
|------|------|-------|

U Persons 65 years old or older and disabled persons 15-64 years old

V 0 .Not applicable

1 .Yes

2 .No

D COVCA3-3 1 1025

Is this person covered by medicare for month 3 of the reference period

U Persons 65 years old or older and disabled persons 15-64 years old

V 0 .Not applicable

1 .Yes

2 .No

D COVCA4-4 1 1026

Is this person covered by medicare for month 4 of the reference period

U Persons 65 years old or older and disabled persons 15-64 years old

V 0 .Not applicable

1 .Yes

2 .No

D MEDICAID 1 1027

Is this person covered by medicaid

U Persons 15 years old or older and their dependents meeting eligibility requirements

V 0 .Not applicable

1 .Yes

2 .No

D COVAID-1 1 1028

Was this person covered by medicaid for month 1 of the reference period

U Persons 15 years old or older and their dependents meeting eligibility requirements

V 0 .Not applicable

1 .Yes


2 .No

D COVAID-2 1 1029

Was this person covered by medicaid for month 2 of the reference period

U Persons 15 years old or older and their dependents meeting eligibility requirements

V 0 .Not applicable



PERSON

| DATA | SIZE | BEGIN |
|---|------|-------|
| 1 .Yes | | |
| 2 .No | | |
| D COVAID-3 | 1 | 1030 |
| Was this person covered by medicaid for month 3 of the reference period | | |
| U Persons 15 years old or older and their dependents meeting eligibility requirements | | |
| V 0 .Not applicable | | |
| 1 .Yes | | |
| 2 .No | | |
| D COVAID-4 | 1 | 1031 |
| Was this person covered by medicaid for month 4 of the reference period | | |
| U Persons 15 years old or older and their dependents meeting eligibility requirements | | |
| V 0 .Not applicable | | |
| 1 .Yes | | |
| 2 .No | | |
| D COVIC-1 | 1 | 1032 |
| Was this person covered by WIC for month 1 of the reference period | | |
| U Persons 15 years old or older and their dependents meeting eligibility requirements | | |
| V 0 .Not applicable | | |
| 1 .Yes | | |
| 2 .No | | |
| D COVIC-2 | 1 | 1033 |
| Was this person covered by WIC for month 2 of the reference period | | |
| U Persons 15 years old or older and their dependents meeting eligibility requirements | | |
| V 0 .Not applicable | | |
| 1 .Yes | | |
| 2 .No | | |
| D COVIC-3 | 1 | 1034 |
| Was this person covered by WIC for month 3 of the reference period | | |
| U Persons 15 years old or older and their dependents meeting eligibility requirements | | |
| V 0 .Not applicable | | |
| 1 .Yes | | |
| 2 .No | | |
| D COVIC-4 | 1 | 1035 |
| Was this person covered by WIC for | | |



120

PERSON

DATA SIZE BEGIN

month 4 of the reference period
U Persons 15 years old or older and their dependents meeting eligibility requirements
V 0 .Not applicable
1 .Yes
2 .No

D VALWIC-1 4 1036
Value of WIC voucher in month 1 of the reference period. The dollar field contains two implied decimals. Range = 0,5000.
U Persons 15 years old or older and their dependents meeting eligibility requirements
V 0000 .Not applicable

D VALWIC-2 4 1040
Value of WIC voucher in month 2 of the reference period. The dollar field contains two implied decimals. Range = 0,5000.
U Persons 15 years old or older and their dependents meeting eligibility requirements
V 0000 .Not applicable

D VALWIC-3 4 1044
Value of WIC voucher in month 3 of the reference period. The dollar field contains two implied decimals. Range = 0,5000.
U Persons 15 years old or older and their dependents meeting eligibility requirements
V 0000 .Not applicable

D VALWIC-4 4 1048
Value of WIC voucher in month 4 of the reference period. The dollar field contains two implied decimals. Range = 0,5000.
U Persons 15 years old or older and their dependents meeting eligibility requirements
V 0000 .Not applicable

D HIIND 1 1052
Is this person covered by health insurance
U All persons, including children
V 0 .Not applicable


Vertical line on the left side of the page.

Horizontal line at the top of the page.

Vertical line on the right side of the page.


PERSON

| DATA | SIZE | BEGIN |
|--|------|-------|
| 1 .Yes | | |
| 2 .No | | |
| D HIMNTH1 | 1 | 1053 |
| Did this person have health insurance coverage month 1 | | |
| U All persons, including children | | |
| V 0 .Not applicable | | |
| 1 .Yes | | |
| 2 .No | | |
| D HIMNTH2 | 1 | 1054 |
| Did this person have health insurance coverage month 2 | | |
| U All persons, including children | | |
| V 0 .Not applicable | | |
| 1 .Yes | | |
| 2 .No | | |
| D HIMNTH3 | 1 | 1055 |
| Did this person have health insurance coverage month 3 | | |
| U All persons, including children | | |
| V 0 .Not applicable | | |
| 1 .Yes | | |
| 2 .No | | |
| D HIMNTH4 | 1 | 1056 |
| Did this person have health insurance coverage month 4 | | |
| U All persons, including children | | |
| V 0 .Not applicable | | |
| 1 .Yes | | |
| 2 .No | | |
| D INCSOURC | 20 | 1057 |
| Income source code (10 answer fields of 2-characters each). Source of income for this person | | |
| U Persons 15 years old or older | | |
| V 00 .Not applicable | | |
| 01 .Social Security | | |
| 02 .Railroad retirement | | |
| 03 .Federal Supplemental Security Income (SSI) | | |
| 05 .State unemployment compensation | | |
| 06 .Supplemental unemployment benefits | | |
| 07 .Other unemployment compensation | | |
| 08 .Veterans compensation or pensions | | |




PERSON

| DATA | SIZE | BEGIN |
|------|-------------------------------|---|
| 10 | | .Workers compensation benefits |
| 12 | | .Employer or union temporary sickness policy |
| 13 | | .Payments from a sickness, accident, or disability insurance policy purchased on your own |
| 20 | | .Aid to families with dependent children (AFDC, ADC) |
| 21 | | .General assistance or general relief |
| 23 | | .Foster child care payments |
| 24 | | .Other welfare |
| 25 | | .WIC |
| 27 | | .Food stamps |
| 28 | | .Child support payments |
| 29 | | .Alimony payments |
| 30 | | .Pension from company or union |
| 31 | | .Federal civil service or other Federal civilian employee pensions |
| 32 | | .U.S. military retirement pay |
| 34 | | .State government pensions |
| 35 | | .Local government pensions |
| 36 | | .Income from paid up life insurance policies or annuities |
| 37 | | .Estates and trusts |
| 38 | | .Other payments for retirement, disability or survivor |
| 40 | | .GI Bill education benefits |
| 50 | | .Income assistance from a charitable group |
| 51 | | .Money from relatives or friends |
| 52 | | .Lump sum payments |
| 53 | | .Income from roomers or boarders |
| 54 | | .National Guard or reserve pay |
| 55 | | .Incidental or casual earnings |
| 56 | | .Other cash income not included elsewhere |
| 75 | | .Recorded for confidentiality (ISS codes 4, 9, 11, 22, 33) |
| | | |
| D | ASTSOURC | 39 1077 |
| | | Asset source code (13 answer fields of 3-characters each); asset belonging to this person |
| U | Persons 15 years old or older | |
| V | 000 | .Not applicable |
| | 100 | .Regular/passbook savings accounts in a bank, savings and loan or credit union |
| | 101 | .Money market deposit accounts |
| | 102 | .Certificates of deposit or other |




PERSON

| DATA | SIZE | BEGIN |
|-------------------------------------|-------|---|
| | | savings certificates |
| 103 | | .NOW, Super NOW, or other interest earning checking accounts |
| 104 | | .Money market funds |
| 105 | | .U.S. government securities |
| 106 | | .Municipal or corporate bonds |
| 107 | | .Other interest earning assets |
| 110 | | .Stocks or mutual fund shares |
| 120 | | .Rental property |
| 130 | | .Mortgages |
| 140 | | .Royalties |
| 150 | | .Other financial investments |
| * | | * |
| * | | The following are coverage recodes. |
| * | | If this person was covered by program |
| * | | reciprocity on another questionnaire, |
| * | | these flags are set. By months 1-4 |
| * | | * |
| <input type="checkbox"/> | VETS1 | 1 1116 |
| | | Was this person covered by Veterans payments during month 1 of the reference period |
| <input type="checkbox"/> | | Persons 15 years old or older and their dependents meeting eligibility requirements |
| <input checked="" type="checkbox"/> | | 0 .Not applicable |
| | | 1 .Yes |
| | | 2 .No |
| <input type="checkbox"/> | VETS2 | 1 1117 |
| | | Was this person covered by Veterans payments during month 2 of the reference period |
| <input type="checkbox"/> | | Persons 15 years old or older and their dependents meeting eligibility requirements |
| <input checked="" type="checkbox"/> | | 0 .Not applicable |
| | | 1 .Yes |
| | | 2 .No |
| <input type="checkbox"/> | VETS3 | 1 1118 |
| | | Was this person covered by Veterans payments during month 3 of the reference period |
| <input type="checkbox"/> | | Persons 15 years old or older and their dependents meeting eligibility requirements |
| <input checked="" type="checkbox"/> | | 0 .Not applicable |
| | | 1 .Yes |
| | | 2 .No |



PERSON

| DATA | SIZE | BEGIN |
|---|------|-------|
| D VETS4 | 1 | 1119 |
| Was this person covered by Veterans payments during month 4 of the reference period | | |
| U Persons 15 years old or older and their dependents meeting eligibility requirements | | |
| V 0 .Not applicable | | |
| 1 .Yes | | |
| 2 .No | | |
| D AFDC1 | 1 | 1120 |
| Was this person covered by AFDC income during month 1 of the reference period | | |
| U Persons 15 years old or older and their dependents meeting eligibility requirements | | |
| V 0 .Not applicable | | |
| 1 .Yes | | |
| 2 .No | | |
| D AFDC2 | 1 | 1121 |
| Was this person covered by AFDC income during month 2 of the reference period | | |
| U Persons 15 years old or older and their dependents meeting eligibility requirements | | |
| V 0 .Not applicable | | |
| 1 .Yes | | |
| 2 .No | | |
| D AFDC3 | 1 | 1122 |
| Was this person covered by AFDC income during month 3 of the reference period. | | |
| U Persons 15 years old or older and their dependents meeting eligibility requirements | | |
| V 0 .Not applicable | | |
| 1 .Yes | | |
| 2 .No | | |
| D AFDC4 | 1 | 1123 |
| Was this person covered by AFDC income during month 4 of the reference period. | | |
| U Persons 15 years old or older and their dependents meeting eligibility requirements | | |
| V 0 .Not applicable | | |
| 1 .Yes | | |
| 2 .No | | |
| D FOOD-1 | 1 | 1124 |
| Was this person covered by food stamps | | |



PERSON

| DATA | SIZE | BEGIN |
|---|------|-------|
| during month 1 of the reference period | | |
| U Persons 15 years old or older and their dependents meeting eligibility requirements | | |
| V 0 .Not applicable | | |
| 1 .Yes | | |
| 2 .No | | |
| D FOOD-2 | 1 | 1125 |
| Was this person covered by food stamps during month 2 of the reference period | | |
| U Persons 15 years old or older and their dependents meeting eligibility requirements | | |
| V 0 .Not applicable | | |
| 1 .Yes | | |
| 2 .No | | |
| D FOOD-3 | 1 | 1126 |
| Was this person covered by food stamps during month 3 of the reference period | | |
| U Persons 15 years old or older and their dependents meeting eligibility requirements | | |
| V 0 .Not applicable | | |
| 1 .Yes | | |
| 2 .No | | |
| D FOOD-4 | 1 | 1127 |
| Was this person covered by food stamps during month 4 of the reference period | | |
| U Persons 15 years old or older and their dependents meeting eligibility requirements | | |
| V 0 .Not applicable | | |
| 1 .Yes | | |
| 2 .No | | |
| D GENAST-1 | 1 | 1128 |
| Was this person covered by any general assistance income during month 1 of the reference period | | |
| U Persons 15 years old or older and their dependents meeting eligibility requirements | | |
| V 0 .Not applicable | | |
| 1 .Yes | | |
| 2 .No | | |
| D GENAST-2 | 1 | 1129 |
| Was this person covered by any general assistance income during month 2 of the reference period | | |
| U Persons 15 years old or older and their | | |



.....

PERSON

DATA SIZE BEGIN

dependents meeting eligibility requirements

0 .Not applicable

1 .Yes

2 .No

D GENAST-3 1 1130

Was this person covered by any general
assistance income during month 3 of
the reference period

U Persons 15 years old or older and their
dependents meeting eligibility requirements

0 .Not applicable

1 .Yes

2 .No

D GENAST-4 1 1131

Was this person covered by any general
assistance income during month 4 of
the reference period

U Persons 15 years old or older and their
dependents meeting eligibility requirements

0 .Not applicable

1 .Yes

2 .No

D FOSTER-1 1 1132

Was this person covered by any foster
child care payments during month 1
of the reference period

U All persons> no age limitation

0 .Not applicable

1 .Yes

2 .No

D FOSTER-2 1 1133

Was this person covered by any foster
child care payments during month 2
of the reference period

U All persons> no age limitation

0 .Not applicable


1 .Yes

2 .No

D FOSTER-3 1 1134


Was this person covered by any foster
child care payments during month 3
of the reference period

U All persons> no age limitation



PERSON

| DATA | SIZE | BEGIN |
|--|------|-------|
| V 0 .Not applicable | | |
| 1 .Yes | | |
| 2 .No | | |
| D FOSTER-4 | 1 | 1135 |
| Was this person covered by any foster child care payments during month 4 of the reference period | | |
| U All persons, no age limitation | | |
| V 0 .Not applicable | | |
| 1 .Yes | | |
| 2 .No | | |
| D OTHER-1 | 1 | 1136 |
| Was this person covered by any other welfare payments during month 1 of the reference period | | |
| U Persons 15 years old or older and their dependents meeting eligibility requirements | | |
| V 0 .Not applicable | | |
| 1 .Yes | | |
| 2 .No | | |
| D OTHER-2 | 1 | 1137 |
| Was this person covered by any other welfare payments during month 2 of the reference period | | |
| U Persons 15 years old or older and their dependents meeting eligibility requirements | | |
| V 0 .Not applicable | | |
| 1 .Yes | | |
| 2 .No | | |
| D OTHER-3 | 1 | 1138 |
| Was this person covered by any other welfare payments during month 3 of the reference period | | |
| U Persons 15 years old or older and their dependents meeting eligibility requirements | | |
| V 0 .Not applicable | | |
| 1 .Yes | | |
| 2 .No | | |
| D OTHER-4 | 1 | 1139 |
| Was this person covered by any other welfare payments during month 4 of the reference period | | |
| U Persons 15 years old or older and their dependents meeting eligibility requirements | | |



.....

.....

PERSON

DATA SIZE BEGIN

 0 .Not applicable

1 .Yes

2 .No

 SOCSEC-1 1 1140

Was this person covered by Social
Security payments during month 1 of
the reference period

 All persons, including children 0 .Not applicable

1 .Yes

2 .No

 SOCSEC-2 1 1141

Was this person covered by Social
Security payments during month 2 of
the reference period

 All persons, including children 0 .Not applicable

1 .Yes

2 .No

 SOCSEC3 1 1142

Was this person covered by Social
Security payments during month 3 of
the reference period

 All persons, including children 0 .Not applicable

1 .Yes

2 .No

 SOCSEC4 1 1143

Was this person covered by Social
Security payments during month 4 of
the reference period

 All persons, including children 0 .Not applicable

1 .Yes

2 .No

 RAILRD1 1 1144

Was this person covered by railroad
retirement payments during month 1
of the reference period

 All persons, including children 0 .Not applicable


1 .Yes

2 .No



PERSON


| DATA | SIZE | BEGIN |
|--|------|-------|
| D RAILRD2 | 1 | 1145 |
| Was this person covered by railroad retirement payments during month 2 of the reference period | | |
| U All persons, including children | | |
| V 0 .Not applicable | | |
| 1 .Yes | | |
| 2 .No | | |
| D RAILRD3 | 1 | 1146 |
| Was this person covered by railroad retirement payments during month 3 of the reference period | | |
| U All persons, including children | | |
| V 0 .Not applicable | | |
| 1 .Yes | | |
| 2 .No | | |
| D RAILRD4 | 1 | 1147 |
| Was this person covered by railroad retirement payments during month 4 of the reference period | | |
| U All persons, including children | | |
| V 0 .Not applicable | | |
| 1 .Yes | | |
| 2 .No | | |
| * | | * |
| * Cover page section | | * |
| * | | * |
| D BOOK | 2 | 1148 |
| Unedited book (person questionnaire) number field; questionnaire cover page item 1 | | |
| U Persons 15 years old or older | | |
| D NUMBOOKS | 2 | 1150 |
| Unedited number of books (person questionnaire); questionnaire cover page item 1 | | |
| U Persons 15 years old or older | | |
| D IT7A | 1 | 1152 |
| Preedited person's interview status. Questionnaire item 7A | | |
| U Persons 15 years old or older | | |
| V 0 .Not answered | | |
| 1 .Self | | |
| 2 .Proxy | | |



136


PERSON

| DATA | SIZE | BEGIN |
|--|------|-------|
| D IT7B | 3 | 1153 |
| Unedited person number of proxy. Questionnaire item 7B. Range = 0,999 | | |
| U Persons 15 years old or older | | |
| D IT7C | 1 | 1154 |
| Preedited person's noninterview status. Questionnaire item 7C | | |
| U Persons 15 years old or older | | |
| V 0 .Not answered | | |
| 1 .Type Z refusal | | |
| 2 .Type Z other | | |
| D IT8MTH | 2 | 1157 |
| Unedited month of interview. Questionnaire item 8. Range = 0,12 | | |
| U Persons 15 years old or older | | |
| D IT8DAY | 2 | 1159 |
| Unedited day of interview. Questionnaire item 8. Range = 0,31 | | |
| U Persons 15 years old or older | | |
| D IT9B | 3 | 1161 |
| Unedited total interview time in minutes. Questionnaire item 9B. Range = 0,9 | | |
| U Persons 15 years old or older | | |
| D IT10B | 3 | 1164 |
| Unedited total clerical review time in minutes. Questionnaire item 10B | | |
| U Persons 15 years old or older | | |
| S IT11B | 3 | 1167 |
| Unedited total pre-interview time for transcription. Questionnaire item 11B | | |
| U All persons, including children | | |
| D IT12 | 1 | 1170 |
| Phone interview. Questionnaire item 12 | | |
| U Persons 15 years old or older | | |
| D SCO900 | 1 | 1171 |
| Check item N Does ...'s person number begin | | |



PERSON

| DATA | SIZE | BEGIN |
|---|------|-------|
| with a ... (4--Wave 4; 5--Wave 5; 6--Wave 6; 7--Wave 7; etc.) | | |
| U Persons 15 years old or older | | |
| V 0 .Not in universe | | |
| 1 .Yes | | |
| 2 .No - skip to SC1000 | | |
| D SC0901 | 1 | 1172 |
| Was ... missed when household members were listed for wave 1 | | |
| U Persons 15 years old or older | | |
| V 0 .Not in universe | | |
| 1 .Yes - skip to SC1000 | | |
| 2 .No | | |
| D SC0902 | 1 | 1173 |
| Was ... living in any of the kinds of places listed on this card (See SC0904 below for kinds of places) | | |
| U Persons 15 years old or older | | |
| V 0 .Not in universe | | |
| 1 .Yes | | |
| 2 .No - skip to SC0906 | | |
| D SC0904 | 1 | 1174 |
| Which code on this card represents the kind of place ... was living in on reference date | | |
| U Persons 15 years old or older | | |
| V 0 .Not in universe | | |
| 1 .Armed Forces barracks - skip to SC1000 | | |
| 2 .Outside the United States - skip to SC1000 | | |
| 3 .Nonhousehold setting - skip to SC1000 | | |
| D SC0906 | 1 | 1175 |
| Was ... living alone on reference date | | |
| U Persons 15 years old or older | | |
| V 0 .Not in universe | | |
| 1 .Yes - skip to SC1000 | | |
| 2 .No | | |
| D SC0908 | 1 | 1176 |
| How many people was ... living with | | |



PERSON:

| DATA | SIZE | BEGIN |
|---|------|---------------------------------------|
| on reference date | | |
| U Persons 15 years old or older | | |
| V 0 | | .Not in universe |
| 1 | | .1 person |
| 2 | | .2 people |
| 3 | | .3 people |
| 4 | | .4 people |
| 5 | | .5 people |
| 6 | | .6 people |
| 7 | | .7 people |
| 8 | | .8 people |
| 9 | | .9 or more people |
| | | |
| D SC0910 | 1 | 1177 |
| Was ... the owner or renter of the residence where ... was living on reference date | | |
| U Persons 15 years old or older | | |
| V 0 | | .Not in universe |
| 1 | | .Yes - skip to SC1000 |
| 2 | | .No |
| | | |
| D SC0912 | 1 | 1178 |
| How is ... related to the person who owned or rented the residence where ... was living on reference date | | |
| U Persons 15 years old or older | | |
| V 0 | | .Not in universe |
| 1 | | .Husband |
| 2 | | .Wife |
| 3 | | .Own child (son or daughter) |
| 4 | | .Parent |
| 5 | | .Brother/sister |
| 6 | | .Other relative |
| 7 | | .Nonrelative |
| * | | * |
| * | | Labor force and reciprocity section * |
| * | | * |
| | | |
| D SC1000 | 1 | 1179 |
| During the 4-month period did ... have a job or business, either full time or part time, even for only a few days | | |
| U Persons 15 years old or older | | |
| V 0 | | .Not in universe |
| 1 | | .Yes - skip to SC1056 |
| 2 | | .No |

Vertical line on the left side of the page.

Horizontal line at the top of the page.

PERSON


| DATA | SIZE | BEGIN |
|--|------|-------|
| D SC1002 | 1 | 1180 |
| Did ... spend any time looking for work or on layoff from a job | | |
| U Persons 15 years old or older | | |
| V 0 .Not in universe | | |
| 1 .Yes | | |
| 2 .No - skip to SC1048 | | |
| * | | * |
| * The next 19 fields (SC1004 through SC1040) are possible answers to the question: | | |
| * | | * |
| * | | * |
| * In which weeks was ... looking for work or on layoff from a job | | |
| * | | * |
| D SC1004 | 1 | 1181 |
| All weeks in reference period | | |
| U Persons 15 years old or older | | |
| V 0 .Not marked as looking or on layoff all weeks in reference period or not in universe based on response to SC1002 | | |
| 1 .Marked as looking or on layoff all weeks in reference period | | |
| D SC1006 | 1 | 1182 |
| 1st week | | |
| U Persons 15 years old or older | | |
| V 0 .Not marked as a week looking or on layoff or not in universe based on response to SC1002 | | |
| 1 .Marked as a week looking or on layoff | | |
| D SC1008 | 1 | 1183 |
| 2nd week | | |
| U Persons 15 years old or older | | |
| V 0 .Not marked as a week looking or on layoff or not in universe based on response to SC1002 | | |
| 1 .Marked as a week looking or on layoff | | |
| D SC1010 | 1 | 1184 |
| 3rd week | | |
| U Persons 15 years old or older | | |
| V 0 .Not marked as a week looking or on layoff or not in universe based on response to SC1002 | | |
| 1 .Marked as a week looking or on layoff | | |

Vertical line on the left side of the page.

Horizontal line at the top of the page.


PERSON

| DATA | SIZE | BEGIN |
|---|------|-------|
| D SC1012 | 1 | 1185 |
| 4th week | | |
| U Persons 15 years old or older | | |
| V 0 .Not marked as a week looking or on layoff or not in universe based on response to SC1002 | | |
| 1 .Marked as a week looking or on layoff | | |
| D SC1014 | 1 | 1186 |
| 5th week | | |
| U Persons 15 years old or older | | |
| V 0 .Not marked as a week looking or on layoff or not in universe based on response to SC1002 | | |
| 1 .Marked as a week looking or on layoff | | |
| D SC1016 | 1 | 1187 |
| 6th week | | |
| U Persons 15 years old or older | | |
| V 0 .Not marked as a week looking or on layoff or not in universe based on | | |
| D SC1018 | 1 | 1188 |
| 7th week | | |
| U Persons 15 years old or older | | |
| V 0 .Not marked as a week looking or on layoff or not in universe based on response to SC1002 | | |
| 1 .Marked as a week looking or on layoff | | |
| D SC1020 | 1 | 1189 |
| 8th week | | |
| U Persons 15 years old or older | | |
| V 0 .Not marked as a week looking or on layoff or not in universe based on response to SC1002 | | |
| 1 .Marked as a week looking or on layoff | | |
| D SC1022 | 1 | 1190 |
| 9th week | | |
| U Persons 15 years old or older | | |
| V 0 .Not marked as a week looking or on layoff or not in universe based on response to SC1002 | | |
| 1 .Marked as a week looking or on layoff | | |
| D SC1024 | 1 | 1191 |
| 10th week | | |



PERSON

| DATA | SIZE | BEGIN |
|---------------------------------|------|---|
| U Persons 15 years old or older | | |
| V 0 | | .Not marked as a week looking or on layoff or not in universe based on response to SC1002 |
| 1 | | .Marked as a week looking or on layoff |
| D SC1026 | 1 | 1192 |
| | | 11th week |
| U Persons 15 years old or older | | |
| V 0 | | .Not marked as a week looking or on layoff or not in universe based on response to SC1002 |
| 1 | | .Marked as a week looking or on layoff |
| D SC1028 | 1 | 1193 |
| | | 12th week |
| U Persons 15 years old or older | | |
| V 0 | | .Not marked as a week looking or on layoff or not in universe based on response to SC1002 |
| 1 | | .Marked as a week looking or on layoff |
| D SC1030 | 1 | 1194 |
| | | 13th week |
| U Persons 15 years old or older | | |
| V 0 | | .Not marked as a week looking or on layoff or not in universe based on response to SC1002 |
| 1 | | .Marked as a week looking or on layoff |
| D SC1032 | 1 | 1195 |
| | | 14th week |
| U Persons 15 years old or older | | |
| V 0 | | .Not marked as a week looking or on layoff or not in universe based on response to SC1002 |
| 1 | | .Marked as a week looking or on layoff |
| D SC1034 | 1 | 1196 |
| | | 15th week |
| U Persons 15 years old or older | | |
| V 0 | | .Not marked as a week looking or on layoff or not in universe based on response to SC1002 |
| 1 | | .Marked as a week looking or on layoff |
| D SC1036 | 1 | 1197 |
| | | 16th week |
| U Persons 15 years old or older | | |



PERSON

| DATA | SIZE | BEGIN |
|---|------|-------|
| V 0 .Not marked as a week looking or on layoff or not in universe based on response to SC1002 | | |
| 1 .Marked as a week looking or on layoff | | |
| D SC1038 | 1 | 1198 |
| 17th week | | |
| U Persons 15 years old or older | | |
| V 0 .Not marked as a week looking or on layoff or not in universe based on response to SC1002 | | |
| 1 .Marked as a week looking or on layoff | | |
| D SC1040 | 1 | 1199 |
| 18th week | | |
| U Persons 15 years old or older | | |
| V 0 .Not marked as a week looking or on layoff or not in universe based on response to SC1002 | | |
| 1 .Marked as a week looking or on layoff | | |
| D SC1042 | 1 | 1200 |
| Could ... have taken a job during any of those weeks | | |
| U Persons 15 years old or older | | |
| V 0 .Not in universe | | |
| 1 .Yes - skip to SC1046 | | |
| 2 .No | | |
| D SC1044 | 1 | 1201 |
| What was the main reason ... could not take a job during those weeks | | |
| U Persons 15 years old or older | | |
| V 0 .Not in universe | | |
| 1 .Already had a job | | |
| 2 .Temporary illness | | |
| 3 .School | | |
| 4 .Other | | |
| D SC1046 | 1 | 1202 |
| Check item R1 | | |
| Is the "all" box marked in SC1004 | | |
| U Persons 15 years old or older | | |
| V 0 .Not in universe | | |
| 1 .Yes - skip to SC1240 | | |
| 2 .No - skip to SC1050 | | |
| D SC1048 | 1 | 1203 |
| Were there any weeks in the 4-month | | |



PERSON

| DATA | SIZE | BEGIN |
|--|------|-------|
| period when ... wanted a job | | |
| U Persons 15 years old or older | | |
| V 0 .Not in universe | | |
| 1 .Yes - skip to SC1052 | | |
| 2 .No - skip to SC1248 | | |
| D SC1050 | 1 | 1204 |
| There were weeks that ... did not work or look for work . Did ... want a job in those weeks | | |
| U Persons 15 years old or older | | |
| V 0 .Not in universe | | |
| 1 .Yes | | |
| 2 .No - skip to SC1240 | | |
| D SC1052 | 1 | 1205 |
| Could ... have taken a job in those weeks if one had been offered | | |
| U Persons 15 years old or older | | |
| V 0 .Not in universe | | |
| 1 .Yes | | |
| 2 .No - skip to SC1240 | | |
| D SC1054 | 2 | 1206 |
| During the weeks that ... wanted a job but was not looking for one, what was the main reason ... was not looking | | |
| U Persons 15 years old or older | | |
| V -1 .OK - skip to 1240 | | |
| 00 .Not in universe | | |
| 01 .Believes no work available in line of work or area - skip to SC1240 | | |
| 02 .Couldn't find any work - skip to SC1240 | | |
| 03 .Lacks necessary schooling, training, skills, or experience - skip to SC1240 | | |
| 04 .Employers think too young or too old - skip to SC1240 | | |
| 05 .Other personal handicap in finding job - skip to SC1240 | | |
| 06 .Can't arrange child care - skip to SC1240 | | |
| 07 .Family responsibilities - skip to SC1240 | | |
| 08 .In school or other training - skip to SC1240 | | |
| 09 .Ill health, physical disability - skip to SC1240 | | |
| 10 .Other - skip to SC1240 | | |

Vertical line on the left side of the page.

Horizontal line at the top of the page.


PERSON

| DATA | SIZE | BEGIN |
|--|------|-------|
| D SC1056 | 1 | 1208 |
| Did ... have a job or business, either full or part time, during each of the weeks in this period | | |
| U Persons 15 years old or older | | |
| V 0 .Not in universe | | |
| 1 .Yes | | |
| 2 .No - skip to SC1100 through SC1134 | | |
| D SC1058 | 1 | 1209 |
| Was ... absent without pay from ...'s job or business for any full weeks during the 4-month period | | |
| U Persons 15 years old or older | | |
| V 0 .Not in universe | | |
| 1 .Yes | | |
| 2 .No - skip to SC1230 | | |
| * | | * |
| * The next 19 fields (SC1060 through SC1096) are possible answers to the question: | | |
| * | | * |
| * In which weeks was ... absent without pay | | |
| * | | * |
| D SC1060 | 1 | 1210 |
| All weeks in reference period | | |
| U Persons 15 years old or older | | |
| V 0 .Not marked as absent without pay for all weeks in reference period or not in universe based on response to SC1058 | | |
| 1 .Marked as all weeks absent without pay | | |
| D SC1062 | 1 | 1211 |
| 1st week | | |
| U Persons 15 years old or older | | |
| V 0 .Not marked as a week absent without pay or not in universe based on response to SC1058 | | |
| 1 .Marked as a week absent without pay | | |
| D SC1064 | 1 | 1212 |
| 2nd week | | |
| U Persons 15 years old or older | | |
| V 0 .Not marked as a week absent without | | |



PERSON


| DATA | SIZE | BEGIN |
|--|------|---|
| pay or not in universe based on response to SC1058 | | |
| 1 | | .Marked as a week absent without pay |
| D SC1066 | 1 | 1213 |
| 3rd week | | |
| U Persons 15 years old or older | | |
| V 0 | | .Not marked as a week absent without pay or not in universe based on response to SC1058 |
| 1 | | .Marked as a week absent without pay |
| D SC1068 | 1 | 1214 |
| 4th week | | |
| U Persons 15 years old or older | | |
| V 0 | | .Not marked as a week absent without pay or not in universe based on response to SC1058 |
| 1 | | .Marked as a week absent without pay |
| D SC1070 | 1 | 1215 |
| 5th week | | |
| U Persons 15 years old or older | | |
| V 0 | | .Not marked as a week absent without pay or not in universe based on response to SC1058 |
| 1 | | .Marked as a week absent without pay |
| D SC1072 | 1 | 1216 |
| 6th week | | |
| U Persons 15 years old or older | | |
| V 0 | | .Not marked as a week absent without pay or not in universe based on response to SC1058 |
| 1 | | .Marked as a week absent without pay |
| D SC1074 | 1 | 1217 |
| 7th week | | |
| U Persons 15 years old or older | | |
| V 0 | | .Not marked as a week absent without pay or not in universe based on response to SC1058 |
| 1 | | .Marked as a week absent without pay |
| D SC1076 | 1 | 1218 |
| 8th week | | |
| U Persons 15 years old or older | | |
| V 0 | | .Not marked as a week absent without pay or not in universe based on |



140


PERSON

| DATA | SIZE | BEGIN |
|---------------------------------|------|---|
| response to SC1058 | | |
| 1 | | .Marked as a week absent without pay |
| D SC1078 | 1 | 1219 |
| 9th week | | |
| U Persons 15 years old or older | | |
| V 0 | | .Not marked as a week absent without pay or not in universe based on response to SC1058 |
| 1 | | .Marked as a week absent without pay |
| D SC1080 | 1 | 1220 |
| 10th week | | |
| U Persons 15 years old or older | | |
| V 0 | | .Not marked as a week absent without pay or not in universe based on response to SC1058 |
| 1 | | .Marked as a week absent without pay |
| D SC1082 | 1 | 1221 |
| 11th week | | |
| U Persons 15 years old or older | | |
| V 0 | | .Not marked as a week absent without pay or not in universe based on response to SC1058 |
| 1 | | .Marked as a week absent without pay |
| D SC1084 | 1 | 1222 |
| 12th week | | |
| U Persons 15 years old or older | | |
| V 0 | | .Not marked as a week absent without pay or not in universe based on response to SC1058 |
| 1 | | .Marked as a week absent without pay |
| D SC1086 | 1 | 1223 |
| 13th week | | |
| U Persons 15 years old or older | | |
| V 0 | | .Not marked as a week absent without pay or not in universe based on response to SC1058 |
| 1 | | .Marked as a week absent without pay |
| D SC1088 | 1 | 1224 |
| 14th week | | |
| U Persons 15 years old or older | | |
| V 0 | | .Not marked as a week absent without pay or not in universe based on |




PERSON

| DATA | SIZE | BEGIN |
|---|------|---|
| response to SC1058 | | |
| 1 | | .Marked as a week absent without pay |
| D SC1090 | 1 | 1225 |
| 15th week | | |
| U Persons 15 years old or older | | |
| V 0 | | .Not marked as a week absent without pay or not in universe based on response to SC1058 |
| 1 | | .Marked as a week absent without pay |
| D SC1092 | 1 | 1226 |
| 16th week | | |
| U Persons 15 years old or older | | |
| V 0 | | .Not marked as a week absent without pay or not in universe based on response to SC1058 |
| 1 | | .Marked as a week absent without pay |
| D SC1094 | 1 | 1227 |
| 17th week | | |
| U Persons 15 years old or older | | |
| V 0 | | .Not marked as a week absent without pay or not in universe based on response to SC1058 |
| 1 | | .Marked as a week absent without pay |
| D SC1096 | 1 | 1228 |
| 18th week | | |
| U Persons 15 years old or older | | |
| V 0 | | .Not marked as a week absent without pay or not in universe based on response to SC1058 |
| 1 | | .Marked as a week absent without pay |
| D SC1098 | 1 | 1229 |
| What was the main reason ... was absent from ...'s job or business during those weeks | | |
| U Persons 15 years old or older | | |
| V 0 | | .Not in universe |
| 1 | | .On layoff - skip to SC1230 |
| 2 | | .Own illness - skip to SC1230 |
| 3 | | .On vacation - skip to SC1230 |
| 4 | | .Bad weather - skip to SC1230 |
| 5 | | .Labor dispute - skip to SC1230 |
| 6 | | .New job to begin within 30 days - skip to SC1230 |
| 7 | | .Other - skip to SC1230 |




PERSON

| DATA | SIZE | BEGIN |
|---|------|----------------------------|
| * * The next 16 fields (SC1100 through * SC1134) are possible answers to the * question! * * In which weeks did ... have a job * or business * | | * * * * * * |
| D SC1100 | 1 | 1230 |
| 1st week | | |
| U Persons 15 years old or older | | |
| V 0 .Not marked as a week having a job or business or not in universe based on response to SC1056 | | |
| 1 .Marked as a week having a job or business | | |
| D SC1102 | 1 | 1231 |
| 2nd week | | |
| U Persons 15 years old or older | | |
| V 0 .Not marked as a week having a job or business or not in universe based on response to SC1056 | | |
| 1 .Marked as a week having a job or business | | |
| D SC1104 | 1 | 1232 |
| 3rd week | | |
| U Persons 15 years old or older | | |
| V 0 .Not marked as a week having a job or business or not in universe based on response to SC1056 | | |
| 1 .Marked as a week having a job or business | | |
| D SC1106 | 1 | 1233 |
| 4th week | | |
| U Persons 15 years old or older | | |
| V 0 .Not marked as a week having a job or business or not in universe based on response to SC1056 | | |
| 1 .Marked as a week having a job or business | | |
| D SC1108 | 1 | 1234 |
| 5th week | | |
| U Persons 15 years old or older | | |




PERSON

| DATA | SIZE | BEGIN |
|---|------|-------|
| V 0 | | |
| .Not marked as a week having a job or business or not in universe based on response to SC1056 | | |
| 1 | | |
| .Marked as a week having a job or business | | |
| D SC1110 | 1 | 1235 |
| 6th week | | |
| U Persons 15 years old or older | | |
| V 0 | | |
| .Not marked as a week having a job or business or not in universe Based on response to SC1056 | | |
| 1 | | |
| .Marked as a week having a job or business | | |
| D SC1112 | 1 | 1236 |
| 7th week | | |
| U Persons 15 years old or older | | |
| V 0 | | |
| .Not marked as a week having a job or business or not in universe based on response to SC1056 | | |
| 1 | | |
| .Marked as a week having a job or business | | |
| D SC1114 | 1 | 1237 |
| 8th week | | |
| U Persons 15 years old or older | | |
| V 0 | | |
| .Not marked as a week having a job or business or not in universe based on response to SC1056 | | |
| 1 | | |
| .Marked as a week having a job or business | | |
| D SC1116 | 1 | 1238 |
| 9th week | | |
| U Persons 15 years old or older | | |
| V 0 | | |
| .Not marked as a week having a job or business or not in universe based on response to SC1056 | | |
| 1 | | |
| .Marked as a week having a job or business | | |
| D SC1118 | 1 | 1239 |
| 10th week | | |
| U Persons 15 years old or older | | |
| V 0 | | |
| .Not marked as a week having a job or business or not in universe based on response to SC1056 | | |
| 1 | | |
| .Marked as a week having a job or business | | |



PERSON

| DATA | SIZE | BEGIN |
|---|------|-------|
| D SC1120 | 1 | 1240 |
| 11th week | | |
| U Persons 15 years old or older | | |
| V 0 .Not marked as a week having a job or business or not in universe based on response to SC1056 | | |
| 1 .Marked as a week having a job or business | | |
| D SC1122 | 1 | 1241 |
| 12th week | | |
| U Persons 15 years old or older | | |
| V 0 .Not marked as a week having a job or business or not in universe based on response to SC1056 | | |
| 1 .Marked as a week having a job or business | | |
| D SC1124 | 1 | 1242 |
| 13th week | | |
| U Persons 15 years old or older | | |
| V 0 .Not marked as a week having a job or business or not in universe based on response to SC1056 | | |
| 1 .Marked as a week having a job or business | | |
| D SC1126 | 1 | 1243 |
| 14th week | | |
| U Persons 15 years old or older | | |
| V 0 .Not marked as a week having a job or business or not in universe based on response to SC1056 | | |
| 1 .Marked as a week having a job or business | | |
| D SC1128 | 1 | 1244 |
| 15th week | | |
| U Persons 15 years old or older | | |
| V 0 .Not marked as a week having a job or business or not in universe based on response to SC1056 | | |
| 1 .Marked as a week having a job or business | | |
| D SC1130 | 1 | 1245 |
| 16th week | | |
| U Persons 15 years old or older | | |



PERSON

| DATA | SIZE | BEGIN |
|---|------|-------|
| V 0 .Not marked as a week having a job or business or not in universe based on response to SC1056 | | |
| 1 .Marked as a week having a job or business | | |
| D SC1132 | 1 | 1246 |
| 17th week | | |
| U Persons 15 years old or older | | |
| V 0 .Not marked as a week having a job or business or not in universe based on response to SC1056 | | |
| 1 .Marked as a week having a job or business | | |
| D SC1134 | 1 | 1247 |
| 18th week | | |
| U Persons 15 years old or older | | |
| V 0 .Not marked as a week having a job or business or not in universe based on response to SC1056 | | |
| 1 .Marked as a week having a job or business | | |
| D SC1136 | 1 | 1248 |
| Of those weeks that ... had a job or business, was ... absent from work for any full weeks without pay | | |
| U Persons 15 years old or older | | |
| V 0 .Not in universe | | |
| 1 .Yes | | |
| 2 .No - skip to SC1176 | | |
| * # | | |
| * The next 18 fields (SC1138 through | | |
| * SC1172) are possible answers to the | | |
| * question? | | |
| * # | | |
| * In which weeks was ... absent | | |
| * without pay | | |
| * # | | |
| D SC1138 | 1 | 1249 |
| 1st week | | |
| U Persons 15 years old or older | | |
| V 0 .Not marked as a week absent without pay or not in universe based on response to SC1136 | | |
| 1 .Marked as a week absent without pay | | |

PERSON

| DATA | SIZE | BEGIN |
|---|------|-------|
| D SC1140 | 1 | 1250 |
| 2nd week | | |
| U Persons 15 years old or older | | |
| V D .Not marked as a week absent without pay or not in universe based on response to SC1136 | | |
| 1 .Marked as a week absent without pay | | |
| D SC1142 | 1 | 1251 |
| 3rd week | | |
| U Persons 15 years old or older | | |
| V D .Not marked as a week absent without pay or not in universe based on response to SC1136 | | |
| 1 .Marked as a week absent without pay | | |
| D SC1144 | 1 | 1252 |
| 4th week | | |
| U Persons 15 years old or older | | |
| V D .Not marked as a week absent without pay or not in universe based on response to SC1136 | | |
| 1 .Marked as a week absent without pay | | |
| D SC1146 | 1 | 1253 |
| 5th week | | |
| U Persons 15 years old or older | | |
| V D .Not marked as a week absent without pay or not in universe based on response to SC1136 | | |
| 1 .Marked as a week absent without pay | | |
| D SC1148 | 1 | 1254 |
| 6th week | | |
| U Persons 15 years old or older | | |
| V D .Not marked as a week absent without pay or not in universe based on response to SC1136 | | |
| 1 .Marked as a week absent without pay | | |
| D SC1150 | 1 | 1255 |
| 7th week | | |
| U Persons 15 years old or older | | |
| V D .Not marked as a week absent without pay or not in universe based on response to SC1136 | | |
| 1 .Marked as a week absent without pay | | |


Vertical line on the left side of the page.

Horizontal line at the top right corner.

Vertical line on the right side of the page.

PERSON

| DATA | SIZE | BEGIN |
|---|------|-------|
| D SC1152 | 1 | 1256 |
| 8th week | | |
| U Persons 15 years old or older | | |
| V 0 .Not marked as a week absent without pay or not in universe based on response to SC1136 | | |
| 1 .Marked as a week absent without pay | | |
| D SC1154 | 1 | 1257 |
| 9th week | | |
| U Persons 15 years old or older | | |
| V 0 .Not marked as a week absent without pay or not in universe based on response to SC1136 | | |
| 1 .Marked as a week absent without pay | | |
| D SC1156 | 1 | 1258 |
| 10th week | | |
| U Persons 15 years old or older | | |
| V 0 .Not marked as a week absent without pay or not in universe based on response to SC1136 | | |
| 1 .Marked as a week absent without pay | | |
| D SC1158 | 1 | 1259 |
| 11th week | | |
| U Persons 15 years old or older | | |
| V 0 .Not marked as a week absent without pay or not in universe based on response to SC1136 | | |
| 1 .Marked as a week absent without pay | | |
| D SC1160 | 1 | 1260 |
| 12th week | | |
| U Persons 15 years old or older | | |
| V 0 .Not marked as a week absent without pay or not in universe based on response to SC1136 | | |
| 1 .Marked as a week absent without pay | | |
| D SC1162 | 1 | 1261 |
| 13th week | | |
| U Persons 15 years old or older | | |
| V 0 .Not marked as a week absent without pay or not in universe based on response to SC1136 | | |
| 1 .Marked as a week absent without pay | | |
| D SC1164 | 1 | 1262 |
| 14th week | | |



148

PERSON

DATA SIZE BEGIN

U Persons 15 years old or older
V 0 .Not marked as a week absent without
 pay or not in universe based on
 response to SC1136
 1 .Marked as a week absent without pay

D SC1166 1 1263
 15th week

U Persons 15 years old or older
V 0 .Not marked as a week absent without
 pay or not in universe based on
 response to SC1136
 1 .Marked as a week absent without pay

D SC1168 1 1264
 16th week

U Persons 15 years old or older
V 0 .Not marked as a week absent without
 pay or not in universe based on
 response to SC1136
 1 .Marked as a week absent without pay

D SC1170 1 1265
 17th week

U Persons 15 years old or older
V 0 .Not marked as a week absent without
 pay or not in universe based on
 response to SC1136
 1 .Marked as a week absent without pay

D SC1172 1 1266
 18th week

U Persons 15 years old or older
V 0 .Not marked as a week absent without
 pay or not in universe based on
 response to SC1136
 1 .Marked as a week absent without pay

D SC1174 1 1267

 What was the main reason ... was
 absent from ...'s job or business
 during those weeks

U Persons 15 years old or older


V 0 .Not in universe

- 1 .On layoff
- 2 .Own illness
- 3 .On vacation
- 4 .Bad weather

1

PERSON


| DATA | SIZE | BEGIN |
|--|------|-------|
| 5 .Labor dispute | | |
| 6 .New job to begin within 30 days | | |
| 7 .Other | | |
| D SC1176 | 1 | 1268 |
| Did ... spend any time looking for work or on layoff | | |
| U Persons 15 years old or older | | |
| V 0 .Not in universe | | |
| 1 .Yes | | |
| 2 .No - skip to SC1222 | | |
| * | | * |
| * The next 17 fields (SC1178 through SC1214) are possible answers to the question: | | |
| * | | * |
| * In which of these weeks was ... looking for work or on layoff from a job | | |
| * | | * |
| D SC1178 | 1 | 1269 |
| All weeks without a job in reference period | | |
| U Persons 15 years old or older | | |
| V 0 .Not marked as looking for work or on layoff from a job for all weeks without a job in reference period or not in universe based on response to SC1176 | | |
| 1 .Marked as looking for work or on layoff from a job for all weeks without a job in reference period | | |
| D SC1180 | 1 | 1270 |
| 1st week | | |
| U Persons 15 years old or older | | |
| V 0 .Not marked as a week looking for work or on layoff from a job or not in universe based on response to SC1176 | | |
| 1 .Marked as a week looking for work or on layoff from a job | | |
| D SC1182 | 1 | 1271 |
| 2nd week | | |
| U Persons 15 years old or older | | |
| V 0 .Not marked as a week looking for | | |



150

PERSON

| DATA | SIZE | BEGIN |
|---|------|--|
| work or on layoff from a job or not in universe based on response to SC1176 | | |
| 1 | | .Marked as a week looking for work or on layoff from a job |
| D SC1184 | 1 | 1272 |
| 3rd week | | |
| U Persons 15 years old or older | | |
| V 0 | | .Not marked as a week looking for work or on layoff from a job or not in universe based on response to SC1176 |
| 1 | | .Marked as a week looking for work or on layoff from a job |
| D SC1186 | 1 | 1273 |
| 4th week | | |
| U Persons 15 years old or older | | |
| V 0 | | .Not marked as a week looking for work or on layoff from a job or not in universe based on response to SC1176 |
| 1 | | .Marked as a week looking for work or on layoff from a job |
| D SC1188 | 1 | 1274 |
| 5th week | | |
| U Persons 15 years old or older | | |
| V 0 | | .Not marked as a week looking for work or on layoff from a job or not in universe based on response to SC1176 |
| 1 | | .Marked as a week looking for work or on layoff from a job |
| D SC1190 | 1 | 1275 |
| 6th week | | |
| U Persons 15 years old or older | | |
| V 0 | | .Not marked as a week looking for work or on layoff from a job or not in universe based on response to SC1176 |
| 1 | | .Marked as a week looking for work or on layoff from a job |
| D SC1192 | 1 | 1276 |
| 7th week | | |



PERSON

| DATA | SIZE | BEGIN |
|---------------------------------|---|-------|
| U Persons 15 years old or older | | |
| V 0 | .Not marked as a week looking for work or on layoff from a job or not in universe based on response to SC1176 | |
| 1 | .Marked as a week looking for work or on layoff from a job | |
| D SC1194 | 1 | 1277 |
| 8th week | | |
| U Persons 15 years old or older | | |
| V 0 | .Not marked as a week looking for work or on layoff from a job or not in universe based on response to SC1176 | |
| 1 | .Marked as a week looking for work or on layoff from a job | |
| D SC1196 | 1 | 1278 |
| 9th week | | |
| U Persons 15 years old or older | | |
| V 0 | .Not marked as a week looking for work or on layoff from a job or not in universe based on response to SC1176 | |
| 1 | .Marked as a week looking for work or on layoff from a job | |
| D SC1198 | 1 | 1279 |
| 10th week | | |
| U Persons 15 years old or older | | |
| V 0 | .Not marked as a week looking for work or on layoff from a job or not in universe based on response to SC1176 | |
| 1 | .Marked as a week looking for work or on layoff from a job | |
| D SC1200 | 1 | 1280 |
| 11th week | | |
| U Persons 15 years old or older | | |
| V 0 | .Not marked as a week looking for work or on layoff from a job or not in universe based on response to SC1176 | |
| 1 | .Marked as a week looking for work or on layoff from a job | |
| D SC1202 | 1 | 1281 |
| 12th week | | |



PERSON

| DATA | SIZE | BEGIN |
|------|------|-------|
|------|------|-------|

| | | |
|---------------------------------|--|--|
| U Persons 15 years old or older | | |
|---------------------------------|--|--|

| | | |
|-----|---|--|
| V 0 | .Not marked as a week looking for work or on layoff from a job or not in universe based on response to SC1176 | |
|-----|---|--|

| | | |
|---|--|--|
| 1 | .Marked as a week looking for work or on layoff from a job | |
|---|--|--|

| | | |
|----------|---|------|
| D SC1204 | 1 | 1282 |
|----------|---|------|

| | | |
|-----------|--|--|
| 13th week | | |
|-----------|--|--|

| | | |
|---------------------------------|--|--|
| U Persons 15 years old or older | | |
|---------------------------------|--|--|

| | | |
|-----|---|--|
| V 0 | .Not marked as a week looking for work or on layoff from a job or not in universe based on response to SC1176 | |
|-----|---|--|

| | | |
|---|--|--|
| 1 | .Marked as a week looking for work or on layoff from a job | |
|---|--|--|

| | | |
|----------|---|------|
| D SC1206 | 1 | 1283 |
|----------|---|------|

| | | |
|-----------|--|--|
| 14th week | | |
|-----------|--|--|

| | | |
|---------------------------------|--|--|
| U Persons 15 years old or older | | |
|---------------------------------|--|--|

| | | |
|-----|---|--|
| V 0 | .Not marked as a week looking for work or on layoff from a job or not in universe based on response to SC1176 | |
|-----|---|--|

| | | |
|---|--|--|
| 1 | .Marked as a week looking for work or on layoff from a job | |
|---|--|--|

| | | |
|----------|---|------|
| D SC1208 | 1 | 1284 |
|----------|---|------|

| | | |
|-----------|--|--|
| 15th week | | |
|-----------|--|--|

| | | |
|---------------------------------|--|--|
| U Persons 15 years old or older | | |
|---------------------------------|--|--|

| | | |
|-----|---|--|
| V 0 | .Not marked as a week looking for work or on layoff from a job or not in universe based on response to SC1176 | |
|-----|---|--|

| | | |
|---|--|--|
| 1 | .Marked as a week looking for work or on layoff from a job | |
|---|--|--|

| | | |
|----------|---|------|
| D SC1210 | 1 | 1285 |
|----------|---|------|

| | | |
|-----------|--|--|
| 16th week | | |
|-----------|--|--|

| | | |
|---------------------------------|--|--|
| U Persons 15 years old or older | | |
|---------------------------------|--|--|


| | | |
|-----|---|--|
| V 0 | .Not marked as a week looking for work or on layoff from a job or not in universe based on response to SC1176 | |
|-----|---|--|

| | | |
|---|--|--|
| 1 | .Marked as a week looking for work or on layoff from a job | |
|---|--|--|



PERSON

| DATA | SIZE | BEGIN |
|--|---|-------|
| D SC1212 | 1 | 1286 |
| 17th week | | |
| U Persons 15 years old or older | | |
| V 0 | .Not marked as a week looking for work or on layoff from a job or not in universe based on response to SC1176 | |
| 1 | .Marked as a week looking for work or on layoff from a job | |
| D SC1214 | 1 | 1287 |
| 18th week | | |
| U Persons 15 years old or older | | |
| V 0 | .Not marked as a week looking for work or on layoff from a job or not in universe based on response to SC1176 | |
| 1 | .Marked as a week looking for work or on layoff from a job | |
| D SC1216 | 1 | 1288 |
| Could ... have taken a job during those weeks if one had been offered | | |
| U Persons 15 years old or older | | |
| V 0 | .Not in universe | |
| 1 | .Yes - skip to SC1220 | |
| 2 | .No | |
| D SC1218 | 1 | 1289 |
| What was the main reason ... could not take a job during those weeks | | |
| U Persons 15 years old or older | | |
| V 0 | .Not in universe | |
| 1 | .Already had a job | |
| 2 | .Temporary illness | |
| 3 | .School | |
| 4 | .Other | |
| D SC1220 | 1 | 1290 |
| Check item R2 | | |
| Is each week of the 4-month period marked as "with a job or business" or "looking for work or on layoff" | | |
| U Persons 15 years old or older | | |
| V 0 | .Not in universe | |
| 1 | .Yes - skip to SC1230 | |
| 2 | .No - skip to SC1224 | |
| D SC1222 | 1 | 1291 |
| Did ... want a job in those weeks | | |



PERSON

| DATA | SIZE | BEGIN |
|------|------|-------|
|------|------|-------|

- when ... did not have one
- U Persons 15 years old or older
- V 0 .Not in universe
- 1 .Yes - skip to SC1226
- 2 .No - skip to SC1230
- D SC1224 1 1292
- There were weeks in this period when ... did not have a job and was not looking for a job . Did ... want a job in those weeks
- U Persons 15 years old or older
- V 0 .Not in universe
- 1 .Yes
- 2 .No - skip to SC1230
- D SC1226 1 1293
- Could ... have taken a job during those weeks if one had been offered
- U Persons 15 years old or older
- V 0 .Not in universe
- 1 .Yes
- 2 .No - skip to SC1230
- D SC1228 2 1294
- During the weeks that ... wanted a job but was not looking for one; what was the main reason ... was not looking
- U Persons 15 years old or older
- V 00 .Not in universe
- 01 .Believes no work available in line of work or area
- 02 .Couldn't find any work
- 03 .Lacks necessary schooling, training, skills, or experience
- 04 .Employers think too young or too old
- 05 .Other personal handicap in finding job
- 06 .Can't arrange child care
- 07 .Family responsibilities
- 08 .In school or other training
- 09 .Ill health, physical disability
- 10 .Other
- D SC1230 2 1296
- In the weeks that ... worked during


Vertical line on the left side of the page.

Horizontal line at the top of the page.

Vertical line on the right side of the page.

PERSON

| DATA | SIZE | BEGIN |
|---|------|-------|
| the 4-month period; how many hours did ... usually work per week Hours = 01-99 | | |
| U Persons 15 years old or older | | |
| V -1 .OK - skip to SC1239 | | |
| -3 .None - skip to SC1239 | | |
| 00 .Not in universe | | |
| D SC1232 | 1 | 1278 |
| Check Item R3 | | |
| Did ... usually work 35 or more hours per week | | |
| U Persons 15 years old or older | | |
| V 0 .Not in universe | | |
| 1 .Yes | | |
| 2 .No - skip to SC1236 | | |
| D SC1234 | 1 | 1299 |
| Did ... work less than 35 hours in any of the weeks that ... worked during this period | | |
| U Persons 15 years old or older | | |
| V 0 .Not in universe | | |
| 1 .Yes | | |
| 2 .No - skip to SC1239 | | |
| D SC1236 | 2 | 1300 |
| In how many weeks did ... work less than 35 hours during this 4-month period. Range = -5,18 | | |
| U Persons 15 years old or older | | |
| V -5 .All weeks in reference period | | |
| 00 .Not in universe | | |
| D SC1238 | 1 | 1302 |
| What was the main reason ... worked less than 35 hours in those weeks | | |
| U Persons 15 years old or older | | |
| V 0 .Not in universe | | |
| 1 .Could not find a full-time job | | |
| 2 .Wanted to work part-time | | |
| 3 .Health condition or disability | | |
| 4 .Normal working hours are less than 35 hours | | |
| 5 .Slack work or material shortage | | |
| 6 .Other | | |
| D SC1239 | 1 | 1303 |
| Check Item R4 | | |



PERSON

| DATA | SIZE | BEGIN |
|------|------|-------|
|------|------|-------|

The response to SC1058 is:

U Persons 15 years old or older
 V 0 .Not in universe
 1 .Yes (or blank)
 2 .No - skip to SC1244

| | | |
|--|---|------|
| D SC1240 | 1 | 1304 |
| During this 4-month period, did ... receive any state unemployment compensation payments | | |

U Persons 15 years old or older
 V 0 .Not in universe
 1 .Yes
 2 .No - skip to SC1244

| | | |
|---|---|------|
| D SC1242 | 1 | 1305 |
| During this period, did ... also receive any supplemental unemployment benefits (sub) | | |

U Persons 15 years old or older
 V 0 .Not in universe
 1 .Yes
 2 .No

| | | |
|--|---|------|
| D SC1244 | 1 | 1306 |
| Check item R5 Is "worked" marked on the ISS | | |

U Persons 15 years old or older
 V 0 .Not in universe
 1 .Yes
 2 .No - skip to SC1248

| | | |
|---|---|------|
| D SC1246 | 1 | 1307 |
| During this 4-month period did ... receive any worker's compensation for any kind of job-related illness or injury | | |

U Persons 15 years old or older
 V 0 .Not in universe
 1 .Yes
 2 .No


| | | |
|---|---|------|
| D SC1248 | 1 | 1308 |
| Check item R6 Was an interview obtained for ... last reference period | | |

U Persons 15 years old or older
 V 0 .Not in universe



PERSON

| DATA | SIZE | BEGIN |
|---|------|-------|
| 1 .Yes | | |
| 2 .No - skip to SC1330 | | |
| D SC1250 | 1 | 1309 |
| Check item R7 | | |
| Are any income types listed in the income roster | | |
| U Persons 15 years old or older | | |
| V 0 .Not in universe | | |
| 1 .Yes | | |
| 2 .No - skip to SC1284 | | |
| D SC1251 | 1 | 1310 |
| The last time we obtained information, ... had received ... incomes during (8 months ago) through (5 months ago). Was this information recorded correctly | | |
| U Persons 15 years old or older | | |
| V 0 .Not in universe | | |
| 1 .Yes | | |
| 2 .No - skip to SC1284 | | |
| D SC1252 | 2 | 1311 |
| Income code. Code from Income Source List. See appendix A-1 | | |
| U Persons 15 years old or older | | |
| V 00 .Not in universe | | |
| D SC1254 | 1 | 1313 |
| In this reference period, did... get income from ... (code indicated in SC1252) | | |
| U Persons 15 years old or older | | |
| V 0 .Not in universe | | |
| 1 .Yes | | |
| 2 .No | | |
| D SC1255 | 1 | 1314 |
| In the previous reference period, did ... get income from ... (code indicated in SC1252) | | |
| U Persons 15 years old or older | | |
| V 0 .Not in universe | | |
| 1 .Should not have been listed | | |
| 2 .Was not listed; should have been | | |
| D SC1256 | 2 | 1315 |
| Income code. Code from Income | | |



158

PERSON

DATA SIZE BEGIN

Source List. See appendix A-1

U Persons 15 years old or older

V 00 .Not in universe

D SC1258 1 1317

In this reference period, did...
get income from ... (code indicated
in SC1256)

U Persons 15 years old or older

V 0 .Not in universe

1 .Yes

2 .No

D SC1259 1 1318

In the previous reference period,
did ... get income from ... (code
indicated in SC1256)

U Persons 15 years old or older

V 0 .Not in universe

1 .Should not have been listed

2 .Was not listed; should have been

D SC1260 2 1319

Income code. Code from Income
Source List. See appendix A-1

U Persons 15 years old or older

V 00 .Not in universe

D SC1262 1 1321

In this reference period, did ...
get income from ... (code indicated
in SC1260)

U Persons 15 years old or older

V 0 .Not in universe

1 .Yes

2 .No

D SC1263 1 1322

In the previous reference period,
did ... get income from ... (code
indicated in SC1260)

U Persons 15 years old or older

V 0 .Not in universe

1 .Should not have been listed

2 .Was not listed; should have been

D SC1264 2 1323


Income code. Code from Income

Vertical line on the left side of the page.

Vertical line on the right side of the page.

PERSON

| DATA | SIZE | BEGIN |
|-------------------------------------|------|-------|
| Source List. See appendix A-1 | | |
| U Persons 15 years old or older | | |
| V 00 .Not in universe | | |
| D SC1266 | 1 | 1325 |
| In this reference period, did ... | | |
| get income from ... (code indicated | | |
| in SC1264) | | |
| U Persons 15 years old or older | | |
| V 0 .Not in universe | | |
| 1 .Yes | | |
| 2 .No | | |
| D SC1267 | 1 | 1326 |
| In the previous reference period, | | |
| did ... get income from ... (code | | |
| indicated in SC1264) | | |
| U Persons 15 years old or older | | |
| V 0 .Not in universe | | |
| 1 .Should not have been listed | | |
| 2 .Was not listed; should have been | | |
| D SC1268 | 2 | 1327 |
| Income code. Code from Income | | |
| Source List. See appendix A-1 | | |
| U Persons 15 years old or older | | |
| V 00 .Not in universe | | |
| D SC1270 | 1 | 1329 |
| In this reference period, did ... | | |
| get income from ... (code indicated | | |
| in SC1268) | | |
| U Persons 15 years old or older | | |
| V 0 .Not in universe | | |
| 1 .Yes | | |
| 2 .No | | |
| D SC1271 | 1 | 1330 |
| In the previous reference period, | | |
| did ... get income from ... (code | | |
| indicated in SC1268) | | |
| U Persons 15 years old or older | | |
| V 0 .Not in universe | | |
| 1 .Should not have been listed | | |
| 2 .Was not listed; should have been | | |
| D SC1272 | 2 | 1331 |
| Income code. Code from Income | | |
| Source List. See appendix A-1 | | |



160

PERSON

DATA SIZE BEGIN

U Persons 15 years old or older

V 00 .Not in universe

D SC1274 1 1333

In this reference period, did ...
get income from ... (code indicated
in SC1272)

U Persons 15 years old or older

V 0 .Not in universe

1 .Yes

2 .No

D SC1275 1 1334

In the previous reference period,
did ... get income from ... (code
indicated in SC1272)

U Persons 15 years old or older

V 0 .Not in universe

1 .Should not have been listed

2 .Was not listed; should have been

D SC1276 2 1335

Income code. Code from Income
Source List. See appendix A-1

U Persons 15 years old or older

V 00 .Not in universe

D SC1278 1 1337

In this reference period, did ...
get income from ... (code indicated
in SC1276)

U Persons 15 years old or older

V 0 .Not in universe

1 .Yes

2 .No

D SC1279 1 1338

In the previous reference period,
did ... get income from ... (code
indicated in SC1276)

U Persons 15 years old or older

V 0 .Not in universe

1 .Should not have been listed

2 .Was not listed; should have been

D SC1280 2 1339

Income code. Code from Income
Source List. See appendix A-1



PERSON

| DATA | SIZE | BEGIN |
|--|------|-------|
| U Persons 15 years old or older | | |
| V 00 .Not in universe | | |
| D SC1282 | 1 | 1341 |
| In this reference period, did ... | | |
| get income from ... (code indicated | | |
| in SC1280) | | |
| U Persons 15 years old or older | | |
| V 0 .Not in universe | | |
| 1 .Yes | | |
| 2 .No | | |
| D SC1283 | 1 | 1342 |
| In the previous reference period, | | |
| did ... get income from ... (code | | |
| indicated in SC1280) | | |
| U Persons 15 years old or older | | |
| V 0 .Not in universe | | |
| 1 .Should not have been listed | | |
| 2 .Was not listed; should have been | | |
| D SC1284 | 1 | 1343 |
| Did ... get any income from the | | |
| Federal government | | |
| U Persons 15 years old or older | | |
| V 0 .Not in universe | | |
| 1 .Yes | | |
| 2 .No - skip to SC1296 | | |
| * * * * * | | |
| * The next 3 fields (SC1286 through * | | |
| * SC1290) are possible answers to * | | |
| * the questions: * | | |
| * * * * * | | |
| * The income that ... received from * | | |
| * the Federal government was called * | | |
| * ...; anything else (SC1292) * | | |
| * * * * * | | |
| D SC1286 | 1 | 1344 |
| Social Security | | |
| U Persons 15 years old or older | | |
| V 0 .Not marked as a kind of income or | | |
| not in universe based on response | | |
| to SC1284 | | |
| 1 .Marked as kind of income | | |
| D SC1288 | 1 | 1345 |
| Federal Supplemental Security | | |
| Income (SSI) | | |




PERSON

| DATA | SIZE | BEGIN |
|--|------------------------------------|-------|
| U Persons 15 years old or older | | |
| V 0 .Not marked as a kind of income or not in universe based on response to SC1284 | | |
| 1 .Marked as kind of income | | |
| D SC1290 | 1 | 1346 |
| A serviceman's or widow's pension from the Veteran's Administration (VA) | | |
| U Persons 15 years old or older | | |
| V 0 .Not marked as a kind of income or not in universe based on response to SC1284 | | |
| 1 .Marked as kind of income | | |
| D SC1292 | 1 | 1347 |
| Anything else | | |
| U Persons 15 years old or older | | |
| V 0 .Not marked as a kind of income or not in universe based on response to SC1284 | | |
| 1 .Marked as kind of income | | |
| D SC1294 | 2 | 1348 |
| The income that ... received from the Federal government was called Code from Income Source List. See appendix A-1 | | |
| U Persons 15 years old or older | | |
| V 00 .Not in universe | | |
| D SC1296 | 1 | 1350 |
| Did ... receive any (other) pension, disability, retirement, or survivor income | | |
| U Persons 15 years old or older | | |
| V 0 .Not in universe | | |
| 1 .Yes | | |
| 2 .No - skip to SC1324 | | |
| * | | * |
| * | The next 10 fields (SC1298 through | * |
| * | SC1320) are possible answers to | * |
| * | the questions: | * |
| * | | * |
| * | What was the source of this ... | * |
| * | income; anything else (SC1322) | * |
| * | | * |



PERSON

| DATA | SIZE | BEGIN |
|---------------------------------------|------|-------|
| D SC1298 | 1 | 1351 |
| U.S. government railroad retirement | | |
| U Persons 15 years old or older | | |
| V 0 .Not marked as a source of income | | |
| or not in universe based on | | |
| response to SC1296 | | |
| 1 .Marked as a source of income | | |
| D SC1302 | 1 | 1352 |
| Worker's compensation | | |
| U Persons 15 years old or older | | |
| V 0 .Not marked as a source of income | | |
| or not in universe based on | | |
| response to SC1296 | | |
| 1 .Marked as a source of income | | |
| D SC1304 | 1 | 1353 |
| Payments from a sickness, accident | | |
| or disability insurance policy | | |
| purchased on your own | | |
| U Persons 15 years old or older | | |
| V 0 .Not marked as a source of income | | |
| or not in universe based on | | |
| response to SC1296 | | |
| 1 .Marked as a source of income | | |
| D SC1306 | 1 | 1354 |
| Pension from company or union | | |
| U Persons 15 years old or older | | |
| V 0 .Not marked as a source of income | | |
| or not in universe based on | | |
| response to SC1296 | | |
| 1 .Marked as a source of income | | |
| D SC1308 | 1 | 1355 |
| Federal civil service or other | | |
| Federal civilian employee pension | | |
| U Persons 15 years old or older | | |
| V 0 .Not marked as a source of income | | |
| or not in universe based on | | |
| response to SC1296 | | |
| 1 .Marked as a source of income | | |
| D SC1310 | 1 | 1356 |
| U.S. military retirement pay | | |
| (exclude payments from the Veteran's | | |
| Administration) | | |
| U Persons 15 years old or older | | |
| V 0 .Not marked as a source of income | | |




PERSON

| DATA | SIZE | BEGIN |
|---|------|--|
| or not in universe based on response to SC1296 | | |
| 1 | | .Marked as a source of income |
| D SC1314 | 1 | 1357 |
| State government pension | | |
| U Persons 15 years old or older | | |
| V 0 | | .Not marked as a source of income or not in universe based on response to SC1296 |
| 1 | | .Marked as a source of income |
| D SC1316 | 1 | 1358 |
| Local government pension | | |
| U Persons 15 years old or older | | |
| V 0 | | .Not marked as a source of income or not in universe based on response to SC1296 |
| 1 | | .Marked as a source of income |
| D SC1318 | 1 | 1359 |
| Income from paid-up life insurance policies or annuities | | |
| U Persons 15 years old or older | | |
| V 0 | | .Not marked as a source of income or not in universe based on response to SC1296 |
| 1 | | .Marked as a source of income |
| D SC1320 | 1 | 1360 |
| Other or don't know | | |
| U Persons 15 years old or older | | |
| V 0 | | .Not marked as a source of income or not in universe based on response to SC1296 |
| 1 | | .Marked as a source of income |
| D SC1322 | 2 | 1361 |
| What was the source of this ... income; anything else. Code from Income Source List. See appendix A-1 | | |
| U Persons 15 years old or older | | |
| V 00 | | .Not in universe |
| D SC1324 | 1 | 1363 |
| Check item RB | | |
| Is "Medicare" marked for ... or | | |

PERSON

| DATA | SIZE | BEGIN |
|---|-----------------------|-------|
| control card item 47 | | |
| U Persons 15 years old or older | | |
| V 0 | .Not in universe | |
| 1 | .Yes - skip to SC1474 | |
| 2 | .No | |
| D SC1326 | 1 | 1364 |
| Check item R9 | | |
| Is "disabled" marked for ... on control card item 47 | | |
| U Persons 15 years old or older | | |
| V 0 | .Not in universe | |
| 1 | .Yes - skip to SC1462 | |
| 2 | .No | |
| D SC1328 | 1 | 1365 |
| Check item R10 | | |
| Is ... 65 years of age or over | | |
| U Persons 15 years old or older | | |
| V 0 | .Not in universe | |
| 1 | .Yes - skip to SC1462 | |
| 2 | .No - skip to SC1474 | |
| D SC1330 | 1 | 1366 |
| Check item R11 | | |
| Is ... a veteran of the U.S. Armed Forces | | |
| U Persons 15 years old or older | | |
| V -1 | .DK | |
| V 00 | .Not in universe | |
| 01 | .Yes | |
| 02 | .No - skip to SC1340 | |
| D SC1332 | 2 | 1367 |
| How long did ... serve on active duty in the Armed Forces | | |
| U Veterans of the U.S. Armed Forces | | |
| V -1 | .DK | |
| 00 | .Not in universe | |
| 01 | .Less than 6 months | |
| 02 | .6 to 23 months | |
| 03 | .2 to 19 years | |
| 04 | .20 or more years | |
| D SC1334 | 2 | 1369 |
| Does ... have a service connected disability | | |
| U Veterans of the U.S. Armed Forces | | |
| V -1 | .DK - skip to SC1338 | |



PERSON

| DATA | SIZE | BEGIN |
|------|------|-------|
|------|------|-------|

| | | |
|----|----------------------|--|
| 00 | .Not in universe | |
| 01 | .Yes | |
| 02 | .No - skip to SC1338 | |

| | | |
|----------|--|------|
| D SC1336 | 1 | 1371 |
| | What is ...'s VA percent disability rating | |

U Veterans of the U.S. Armed Forces

| | |
|-----|------------------|
| V 0 | .Not in universe |
| 1 | .1-10 percent |
| 2 | .11-29 percent |
| 3 | .30-49 percent |
| 4 | .50 percent |
| 5 | .51-89 percent |
| 6 | .90-99 percent |
| 7 | .100 percent |

| | | |
|----------|---|------|
| D SC1338 | 1 | 1372 |
| | During this 4-month period did ... receive pension or compensation payments from the Veterans' Administration | |

U Veterans of the U.S. Armed Forces

| | |
|-----|------------------|
| V 0 | .Not in universe |
| 1 | .Yes |
| 2 | .No |

| | | |
|----------|--|------|
| D SC1340 | 1 | 1373 |
| | Check item R12 Is ... 18 years of age or over | |

U Persons 15 years old or older

| | |
|-----|----------------------|
| V 0 | .Not in universe |
| 1 | .Yes |
| 2 | .No - skip to SC1386 |

| | | |
|----------|---|------|
| D SC1342 | 1 | 1374 |
| | During this 4-month period did ... receive any Social Security payments | |


U Persons 18 years old or older

| | |
|-----|----------------------|
| V 0 | .Not in universe |
| 1 | .Yes |
| 2 | .No - skip to SC1350 |

| | | |
|----------|--|------|
| D SC1344 | 1 | 1375 |
| | Check item R13 Is ... 65 years of age or over | |

U Persons 18 years old or older

| | |
|-----|------------------|
| V 0 | .Not in universe |
|-----|------------------|



PERSON

```

DATA          SIZE  BEGIN

1 .Yes - skip to SC1354
2 .No

D SC1346      2    1376
  What is the reason ... is getting
  Social Security? is it because ... is
U Persons 18-64 years old
V -1 .OK - skip to SC1354
  00 .Not in universe
  01 .Retired
  02 .Disabled
  03 .Widow(ed) or surviving child
  04 .Spouse or dependent child
  05 .Some other reason - skip to SC1354

D SC1346      2    1378
  Is there another reason ...
  receives Social Security
U Persons 18-64 years old
V -1 .OK - skip to SC1354
  00 .Not in universe
  01 .Retired - skip to SC1354
  02 .Disabled - skip to SC1354
  03 .Widow(ed) or surviving child -
  skip to SC1354
  04 .Spouse or dependent child -
  skip to SC1354
  05 .No other reason - skip to SC1354

D SC1350      1    1380
  Check item R14
  Is ... the designated parent or
  guardian of children under 18 who
  live in this household
U Persons 18-64 years old
V 0 .Not in universe
  1 .Yes
  2 .No - skip to SC1354

D SC1352      1    1381
  During the 4-month period did ...
  receive any Social Security
  payments, especially for ...'s
  children (under 18)
U Persons 18-64 years old
V 0 .Not in universe
  1 .Yes
  2 .No

```



168

PERSON

| DATA | SIZE | BEGIN |
|--|------|-------|
| D SC1354 | 1 | 1382 |
| During this 4-month period did ... receive any Supplemental Security Income (SSI) payments from the U.S. government | | |
| U Persons 18 years old or older | | |
| V 0 .Not in universe | | |
| 1 .Yes | | |
| 2 .No - skip to SC1358 | | |
| D SC1358 | 1 | 1383 |
| Check item R15 | | |
| Is ... 40 years of age or over | | |
| U Persons 18 years old or older | | |
| V 0 .Not in universe | | |
| 1 .Yes | | |
| 2 .No - skip to SC1386 | | |
| D SC1360 | 1 | 1384 |
| Has ... ever retired from a job or business | | |
| U Persons 40 years old or older | | |
| V 0 .Not in universe | | |
| 1 .Yes | | |
| 2 .No - skip to SC1384 | | |
| D SC1362 | 1 | 1385 |
| During the 4-month period did ... receive any retirement income other than Social Security | | |
| U Persons 40 years old or older | | |
| V 0 .Not in universe | | |
| 1 .Yes | | |
| 2 .No - skip to SC1382 | | |
| * | | * |
| * The next 7 fields (SC1364 through | | |
| * SC1378) are possible answers to the | | |
| * questions: | | |
| * | | * |
| * What kind of retirement income: | | |
| * anything else (SC1380) | | |
| * | | * |
| D SC1364 | 1 | 1386 |
| U.S. government railroad retirement | | |
| U Persons 40 years old or older receiving retirement income | | |
| V 0 .Not marked as a kind of retirement | | |

Vertical line on the left side of the page.

Vertical line on the right side of the page.

DATA SIZE BEGIN

Income or not in universe based on
response to SC1362

1 .Marked as a kind of retirement income

D SC1366 1 1367

Pension from company or union

U Persons 40 years old or older receiving
retirement income

V 0 .Not marked as a kind of retirement
income or not in universe based on
response to SC1362

1 .Marked as a kind of retirement income

D SC1368 1 1368

Federal civil service or other
Federal civilian employee pension

U Persons 40 years old or older receiving
retirement income

V 0 .Not marked as a kind of retirement
income or not in universe based on
response to SC1362

1 .Marked as a kind of retirement income

D SC1370 1 1369

U.S. military retirement pay
(exclude payments from the Veterans
Administration)

U Persons 40 years old or older receiving
retirement income

V 0 .Not marked as a kind of retirement
income or not in universe based on
response to SC1362

1 .Marked as a kind of retirement income

D SC1374 1 1390

State government pension

U Persons 40 years old or older receiving
retirement income

V 0 .Not marked as a kind of retirement
income or not in universe based on
response to SC1362


1 .Marked as a kind of retirement income

D SC1376 1 1391

Local government pension

U Persons 40 years old or older receiving
retirement income

V 0 .Not marked as a kind of retirement
income or not in universe based on



PERSON

| DATA | SIZE | BEGIN |
|------|------|-------|
|------|------|-------|

response to SC1362

1 .Marked as a kind of retirement income

D SC1378 1 1392

Other or don't know

U Persons 40 years old or older receiving retirement income

V 0 .Not marked as a kind of retirement income or not in universe based on response to SC1362

1 .Marked as a kind of retirement income

D SC1380 2 1393

What kind of retirement income:
anything else

Codes from Income Source List (1-56)

See appendix A-1

U Persons 40 years old or older receiving retirement income

V 00 .Not in universe

D SC1382 1 1395

During this 4-month period did ...
receive any regular income from a
paid-up life insurance policy or any
other annuities

U Persons 40 years old or older receiving retirement income

V 0 .Not in universe

1 .Yes

2 .No

D SC1384 1 1396

Check item R16

is ... 70 years of age or over

U Persons 40 years old or older receiving retirement income

V 0 .Not in universe

1 .Yes - skip to SC1414

2 .No

D SC1386 1 1397


Does ... have a physical, mental, or
other health condition which limits
the kind or amount of work ... can do

U Persons 15-69 years old

V 0 .Not in universe


1 .Yes

2 .No - skip to SC1414



PERSON


| DATA | SIZE | BEGIN |
|--|------|-------|
| D SC1388 | 2 | 1398 |
| During this 4-month period, did ... receive any income because of ...'s health condition or disability | | |
| U Persons 15-69 years old | | |
| V 0 .Not in universe | | |
| 1 .Yes | | |
| 2 .No - skip to SC1414 | | |
| * | | * |
| * The next 9 fields (SC1390 through | | |
| * SC1402 and SC1406 through SC1410) | | |
| * are possible answers to the question: | | |
| * * | | |
| * What kind of income (received because | | |
| * of ...'s health condition or disability) * | | |
| * * | | |
| D SC1390 | 1 | 1399 |
| U.S. government railroad retirement | | |
| U Persons 15-69 years old with a health condition or disability | | |
| V 0 .Not marked as a kind of income or not in universe based on response to SC1388 | | |
| 1 .Marked as a kind of income | | |
| D SC1394 | 1 | 1400 |
| Worker's compensation | | |
| U Persons 15-69 years old with a health condition or disability | | |
| V 0 .Not marked as a kind of income or not in universe based on response to SC1388 | | |
| 1 .Marked as a kind of income | | |
| D SC1396 | 1 | 1401 |
| Payments from a sickness, accident or disability insurance policy purchased on your own | | |
| U Persons 15-69 years old with a health condition or disability | | |
| V 0 .Not marked as a kind of income or not in universe based on response to SC1388 | | |
| 1 .Marked as a kind of income | | |
| D SC1398 | 1 | 1402 |
| Pension from company or union | | |
| U Persons 15-69 years old with a health | | |



172

PERSON

| DATA | SIZE | BEGIN |
|-------------------------|------|--|
| condition or disability | | |
| V 0 | | .Not marked as a kind of income or Not in universe based on response to SC1388 |
| 1 | | .Marked as a kind of income |
| D SC1400 | 1 | 1403 |
| | | Federal civil service or other Federal civilian employee pension |
| U | | Persons 15-69 years old with a health condition or disability |
| V 0 | | .Not marked as a kind of income or not in universe based on response to SC1388 |
| 1 | | .Marked as a kind of income |
| D SC1402 | 1 | 1404 |
| | | U.S. military retirement pay (exclude payments from the Veterans Administration) |
| U | | Persons 15-69 years old with a health condition or disability |
| V 0 | | .Not marked as a kind of income or not in universe based on response to SC1388 |
| 1 | | .Marked as a kind of income |
| D SC1406 | 1 | 1405 |
| | | State government pension |
| U | | Persons 15-69 years old with a health condition or disability |
| V 0 | | .Not marked as a kind of income or not in universe based on response to SC1388 |
| 1 | | .Marked as a kind of income |
| D SC1408 | 1 | 1406 |
| | | Local government pension |
| U | | Persons 15-69 years old with a health condition or disability |
| V 0 | | .Not marked as a kind of income or not in universe based on response to SC1388 |
| 1 | | .Marked as a kind of income |
| D SC1410 | 1 | 1407 |
| | | Other or don't know |
| U | | Persons 15-69 years old with a health |



PERSON

| DATA | SIZE | BEGIN |
|-------------------------|------|--|
| condition or disability | | |
| V 0 | | .Not marked as a kind of income or not in universe based on response to SC1388 |
| 1 | | .Marked as a kind of income |
| D SC1412 | 2 | 1408 |
| | | What kind of income |
| | | Code from Income Source List (1-56) |
| | | See appendix A-1 |
| U | | Persons 15-69 years old with a health condition or disability |
| V 00 | | .Not in universe based on response to SC1388 |
| D SC1414 | 1 | 1410 |
| | | Check item R17 |
| | | What is ...'s marital status |
| U | | Persons 15 years old or older |
| V 0 | | .Not in universe |
| 1 | | .Married - skip to SC1418 |
| 2 | | .Widowed - skip to SC1426 |
| 3 | | .Divorced |
| 4 | | .Separated |
| 5 | | .Never married - skip to SC1420 |
| D SC1416 | 1 | 1411 |
| | | Did ... receive any alimony during the 4-month period |
| U | | Persons 15 years old or older |
| V 0 | | .Not in universe |
| 1 | | .Yes - skip to SC1420 |
| 2 | | .No - skip to SC1420 |
| D SC1418 | 1 | 1412 |
| | | Has ... ever been widowed or divorced |
| U | | Persons 15 years old or older |
| V 0 | | .Not in universe |
| 1 | | .Widowed - skip to SC1426 |
| 2 | | .Divorced |
| 3 | | .Both widowed and divorced |
| 4 | | .No - skip to SC1456 |
| D SC1420 | 1 | 1413 |
| | | Check item R18 |
| | | Is ... the designated parent or guardian of children under 18 who live in this household |
| U | | Persons 15 years old or older |


Vertical line on the left side of the page.

Horizontal line at the top of the page.

Vertical line on the right side of the page.

PERSON

| DATA | SIZE | BEGIN |
|--|--|-------|
| V 0 .Not in universe | | |
| 1 .Yes | | |
| 2 .No - skip to SC1424 | | |
| D SC1422 | 1 | 1414 |
| Did ... receive any child support payments during this 4-month period | | |
| U Persons 15 years old or older | | |
| V 0 .Not in universe | | |
| 1 .Yes | | |
| 2 .No | | |
| D SC1424 | 1 | 1415 |
| Check Item R19 | | |
| Is "both widowed and divorced" box marked in SC1416 | | |
| U Persons 15 years old or older | | |
| V 0 .Not in universe | | |
| 1 .Yes | | |
| 2 .No - skip to SC1450 | | |
| D SC1426 | 1 | 1416 |
| During this 4-month period, did ... receive any pensions or annuities as a widow(er) | | |
| U Persons 15 years old or older | | |
| V 0 .Not in universe | | |
| 1 .Yes | | |
| 2 .No - skip to SC1458 | | |
| # | | * |
| # | The next 10 fields (SC1428 through | * |
| # | SC1450) are possible answers to the | * |
| # | questions: | * |
| # | | * |
| # | What kind of income was this (pensions | * |
| # | or annuities received as a widow(er)); | * |
| # | anything else (SC1452) | * |
| # | | * |
| D SC1428 | 1 | 1417 |
| U.S. government railroad retirement | | |
| U Widowed persons 15 years old or older | | |
| V 0 .Not marked as a kind of income or | | |
| not in universe based on response to SC1426 | | |
| 1 .Marked as a kind of income | | |
| D SC1430 | 1 | 1418 |
| Veterans compensation or pension | | |





| DATA | SIZE | BEGIN |
|--|------|-------|
| U Widowed persons 15 years old or older | | |
| V 0 .Not marked as a kind of income or not in universe based on response to SC1426 | | |
| 1 .Marked as a kind of income | | |
| D SC1434 | 1 | 1419 |
| Pension from company or union | | |
| U Widowed persons 15 years old or older | | |
| V 0 .Not marked as a kind of income or not in universe based on response to SC1426 | | |
| 1 .Marked as a kind of income | | |
| D SC1436 | 1 | 1420 |
| Federal civil service or other Federal civilian employee pension | | |
| U Widowed persons 15 years old or older | | |
| V 0 .Not marked as a kind of income or not in universe based on response to SC1426 | | |
| 1 .Marked as a kind of income | | |
| D SC1438 | 1 | 1421 |
| U.S. military retirement pay (exclude payments from the Veterans Administration) | | |
| U Widowed persons 15 years old or older | | |
| V 0 .Not marked as a kind of income or not in universe based on response to SC1426 | | |
| 1 .Marked as a kind of income | | |
| D SC1442 | 1 | 1422 |
| State government pension | | |
| U Widowed persons 15 years old or older | | |
| V 0 .Not marked as a kind of income or not in universe based on response to SC1426 | | |
| 1 .Marked as a kind of income | | |
| D SC1444 | 1 | 1423 |
| Local government pension | | |
| U Widowed persons 15 years old or older | | |
| V 0 .Not marked as a kind of income or not in universe based on response to SC1426 | | |
| 1 .Marked as a kind of income | | |



PERSON

| DATA | SIZE | BEGIN |
|--|--|-------|
| D SC1444 | 1 | 1424 |
| Income from paid-up life insurance policies or annuities | | |
| U Widowed persons 15 years old or older | | |
| V 0 | .Not marked as a kind of income or not in universe based on response to SC1426 | |
| 1 | .Marked as a kind of income | |
| D SC1448 | 1 | 1425 |
| Payments from estate or trust | | |
| U Widowed persons 15 years old or older | | |
| V 0 | .Not marked as a kind of income or not in universe based on response to SC1426 | |
| 1 | .Marked as a kind of income | |
| D SC1450 | 1 | 1426 |
| Other or don't know | | |
| U Widowed persons 15 years old or older | | |
| V 0 | .Not marked as a kind of income or not in universe based on response to SC1426 | |
| 1 | .Marked as a kind of income | |
| D SC1452 | 2 | 1427 |
| What kind of other pension or annuity income received as a widow(er); anything else. Code from Income Source List (1-56). See appendix A-1 | | |
| U Widowed persons 15 years old or older | | |
| V 00 | .Not in universe based on response to SC1426 | |
| D SC1454 | 1 | 1429 |
| Check item R20 | | |
| is "veterans compensation or pension" marked in SC1430 | | |
| U Widowed persons 15 years old or older | | |
| V 0 | .Not in universe | |
| 1 | .Yes | |
| 2 | .No - skip to SC1458 | |
| D SC1456 | 1 | 1430 |
| Did ...'s late husband die while in the service or from a service-related injury | | |
| U Widowed persons 15 years old or older | | |






17B


PERSON

| DATA | SIZE | BEGIN |
|--|------|-------|
| * question: | | * |
| * May I see ...'s Medicare card to | | * |
| * record the claim number and type | | * |
| * of coverage | | * |
| * | | * |
| D SC1468 | 1 | 1436 |
| Type of coverage | | |
| U Persons 65 years old or older and disabled persons 15-64 years old | | |
| V 0 .Not in universe | | |
| 1 .Hospital only (type A) - skip to SC1474 | | |
| 2 .Medical only (type B) - skip to SC1474 | | |
| 3 .Both hospital and medical (type A and B) - skip to SC1474 | | |
| 4 .Card not available | | |
| D SC1470 | 1 | 1437 |
| If I were to call later would you be able to provide ...'s Medicare number | | |
| U Persons 65 years old or older and disabled persons 15-64 years old | | |
| V 0 .Not in universe | | |
| 1 .Yes | | |
| 2 .No | | |
| D SC1472 | 1 | 1438 |
| Does ...'s Medicare help pay for doctor bills | | |
| U Persons 65 years old or older and disabled persons 15-64 years old | | |
| V 0 .Not in universe | | |
| 1 .Yes | | |
| 2 .No | | |
| D SC1474 | 1 | 1439 |
| Check item R23 | | |
| Is ... the designated parent or guardian of children under 18 who live in this household | | |
| U Persons 15 years old or older | | |
| V 0 .Not in universe | | |
| 1 .Yes - skip to SC1478 | | |
| 2 .No | | |



PERSON


| DATA | SIZE | BEGIN |
|---------------------------------------|------|-------|
| D SC1476 | 1 | 1440 |
| Check item R24 | | |
| Is ... 18 years of age or over | | |
| U Persons 15 years old or older | | |
| V 0 .Not in universe | | |
| 1 .Yes | | |
| 2 .No - skip to SC1536 | | |
| D SC1478 | 1 | 1441 |
| Check item R25 | | |
| Is ISS code "27" (Food Stamps) | | |
| listed in the income roster | | |
| (SC1252 through SC1283) | | |
| U Persons 15 years old or older | | |
| V 0 .Not in universe | | |
| 1 .Yes - skip to SC1482 | | |
| 2 .No | | |
| D SC1480 | 1 | 1442 |
| Was ... authorized to receive food | | |
| stamps at any time during the 4 - | | |
| month period | | |
| U Persons 15 years old or older | | |
| V 0 .Not in universe | | |
| 1 .Yes | | |
| 2 .No | | |
| D SC1482 | 1 | 1443 |
| Check item R26 | | |
| Interview status of ...'s spouse . | | |
| U Persons 15 years old or older | | |
| V 0 .Not in universe | | |
| 1 .No spouse in household | | |
| 2 .Interview for spouse not yet | | |
| conducted | | |
| 3 .Interview for spouse already | | |
| conducted - skip to SC1500 | | |
| D SC1484 | 1 | 1444 |
| During the 4-month period, did ... | | |
| receive any welfare such as AFDC, | | |
| WIC, or general assistance (for ... | | |
| or ...'s children) | | |
| U Persons 15 years old or older | | |
| V 0 .Not in universe | | |
| 1 .Yes | | |
| 2 .No - skip to SC1500 | | |
| * | | * |
| * The next 5 fields (SC1486 through * | | |



180


PERSON

| DATA | SIZE | BEGIN | |
|---|------|-------|---|
| * SC1496) are possible answers to | | | * |
| * the questions: | | | * |
| * What kind of welfare did ... | | | * |
| * receive; anything else (SC1498) | | | * |
| * | | | * |
| D SC1486 | 1 | 1445 | |
| AFDC | | | |
| U Persons 15 years old or older and | | | |
| their dependents meeting eligibility | | | |
| requirements | | | |
| V 0 .Not marked as a kind of welfare or | | | |
| not in universe based on response | | | |
| to SC1484 | | | |
| 1 .Marked as a kind of welfare | | | |
| D SC1488 | 1 | 1446 | |
| General assistance or general relief | | | |
| U Persons 15 years old or older and | | | |
| their dependents meeting eligibility | | | |
| requirements | | | |
| V 0 .Not marked as a kind of welfare or | | | |
| not in universe based on response | | | |
| to SC1484 | | | |
| 1 .Marked as a kind of welfare | | | |
| D SC1492 | 1 | 1447 | |
| Foster child care | | | |
| U Persons 15 years old or older and | | | |
| their dependents meeting eligibility | | | |
| requirements | | | |
| V 0 .Not marked as a kind of welfare or | | | |
| not in universe based on response | | | |
| to SC1484 | | | |
| 1 .Marked as a kind of welfare | | | |
| D SC1494 | 1 | 1448 | |
| WIC | | | |
| U Persons 15 years old or older and | | | |
| their dependents meeting eligibility | | | |
| requirements | | | |
| V 0 .Not marked as a kind of welfare or | | | |
| Not in universe based on response | | | |
| to SC1484 | | | |
| 1 .Marked as a kind of welfare | | | |
| D SC1496 | 1 | 1449 | |
| Other or don't know | | | |




PERSON

| DATA | SIZE | BEGIN |
|---|------|-------|
| U Persons 15 years old or older and their dependents meeting eligibility requirements | | |
| V 0 .Not marked as a kind of welfare or not in universe based on response to SC1484 | | |
| 1 .Marked as a kind of welfare | | |
| D SC1498 | 2 | 1450 |
| What kind of welfare did ... receive anything else. Code from Income Source List (1-56). See appendix A-1 | | |
| U Persons 15 years old or older and their dependents meeting eligibility requirements | | |
| V 00 .Not in universe | | |
| D SC1500 | 1 | 1452 |
| Check item R27 Is "Medicaid" marked for ... on control card item 47 | | |
| U Persons 15 years old or older | | |
| V 0 .Not in universe | | |
| 1 .Yes - skip to SC1504 | | |
| 2 .No | | |
| D SC1502 | 1 | 1453 |
| During the 4-month period was ... covered by Medicaid or other public assistance program that pays for medical care | | |
| U Persons 15 years old or older and their dependents meeting eligibility requirements | | |
| V 0 .Not in universe | | |
| 1 .Yes - skip to 1506 | | |
| 2 . No - skip to 1506 | | |
| D SC1504 | 1 | 1454 |
| Was ... covered by Medicaid during any time during the 4-month period | | |
| U Persons 15 years old or older and their dependents meeting eligibility requirements | | |
| V 0 .Not in universe | | |
| 1 .Yes | | |
| 2 .No | | |
| D SC1506 | 1 | 1455 |
| Check item R28 | | |



PERSON

| DATA | SIZE | BEGIN |
|--|--------------------------------------|-------|
| Is ... the designated parent or guardian of children under 18 who live in this household | | |
| U Persons 15 years old or older and their dependents meeting eligibility requirements | | |
| V 0 .Not in universe | | |
| 1 .Yes | | |
| 2 .No - skip to SC1524 | | |
| D SC1508 | 1 | 1456 |
| Were any of ...'s children under 18 covered by Medicaid | | |
| U Persons 15 years old or older and their dependents meeting eligibility requirements | | |
| V 0 .Not in universe | | |
| 1 .Yes | | |
| 2 .No - skip to SC1524 | | |
| D SC1510 | 2 | 1457 |
| How many of ...'s children under 18 were covered by Medicaid | | |
| U Persons 15 years old or older and their dependents meeting eligibility requirements | | |
| U -S .All children | | |
| 00 .Not in universe; some children covered | | |
| * | | * |
| * | The next 5 fields (SC1512 through | * |
| * | SC1520) are possible answers to | * |
| * | the question: | * |
| * | | * |
| * | Which children were covered | * |
| * | | * |
| * | Note: No person numbers are listed | * |
| * | here if "all" children are indicated | * |
| * | in SC1510 | * |
| * | | * |
| D SC1512 | 3 | 1459 |
| Person no. = 101-199 | | |
| U Children under 18 years old | | |
| V 000 .Not in universe | | |
| D SC1514 | 3 | 1462 |
| Person no. = 101-199 | | |
| U Children under 18 years old | | |
| V 000 .Not in universe | | |



PERSON

| DATA | SIZE | BEGIN |
|---------------------------------------|------|-------|
| D SC1516 | 3 | 1465 |
| Person no. = 101-199 | | |
| U Children under 18 years old | | |
| V 000 .Not in universe | | |
| D SC1518 | 3 | 1469 |
| Person no. = 101-199 | | |
| U Children under 18 years old | | |
| V 000 .Not in universe | | |
| D SC1520 | 3 | 1471 |
| Person no. = 101-199 | | |
| U Children under 18 years old | | |
| V 000 .Not in universe | | |
| D SC1524 | 1 | 1474 |
| Check item R29 | | |
| Was ... or ...'s children covered | | |
| by Medicaid | | |
| U Persons 15 years old or older | | |
| V 0 .Not in universe | | |
| 1 .Yes | | |
| 2 .No - skip to SC1536 | | |
| D SC1526 | 1 | 1475 |
| Was (.../(and)... 's children) | | |
| covered during the entire 4-month | | |
| period | | |
| U Persons 15 years old or older and | | |
| their dependents meeting eligibility | | |
| requirements | | |
| V 0 .Not in universe | | |
| 1 .Yes - skip to SC1536 | | |
| 2 .No | | |
| * . | | * |
| * The next 4 fields (SC1528 through | | * |
| * SC1534) are possible answers to the | | * |
| * question: | | * |
| * . | | * |
| * In which months (1-4) was .../(and) | | * |
| * ... 's children) covered | | * |
| * . | | * |
| * . | | * |
| D SC1528 | 1 | 1476 |
| Last month | | |
| U Persons 15 years old or older and | | |
| their dependents meeting eligibility | | |
| requirements | | |
| V 0 .Not marked as a month covered or | | |




PERSON

| DATA | SIZE | BEGIN |
|--|------|-------|
| not in universe based on response to SC1526 | | |
| 1 .Marked as a month covered | | |
| D SC1530 | 1 | 1477 |
| 2 months ago | | |
| U Persons 15 years old or older and their dependents meeting eligibility requirements | | |
| V 0 .Not marked as a month covered or not in universe based on response to SC1526 | | |
| 1 .Marked as a month covered | | |
| D SC1532 | 1 | 1476 |
| 3 months ago | | |
| U Persons 15 years old or older and their dependents meeting eligibility requirements | | |
| V 0 .Not marked as a month covered or not in universe based on response to SC1526 | | |
| 1 .Marked as a month covered | | |
| D SC1534 | 1 | 1479 |
| 4 months ago | | |
| U Persons 15 years old or older and their dependents meeting eligibility requirements | | |
| V 0 .Not marked as a month covered or not in universe based on response to SC1526 | | |
| 1 .Marked as a month covered | | |
| D SC1536 | 1 | 1480 |
| During the 4-month period, did ... have group or individual health insurance in ...'s own name | | |
| U Persons 15 years old or older | | |
| V 0 .Not in universe | | |
| 1 .Yes - skip to SC1538 | | |
| 2 .No | | |
| D SC1537 | 1 | 1481 |
| Was ... covered by a health insurance plan in somebody else's name | | |
| U Persons 15 years old or older | | |
| V 0 .Not in universe | | |



PERSON

| DATA | SIZE | BEGIN |
|--|---|-------|
| 1 .Yes - skip to SC1568 | | |
| 2 .No - skip to SC1568 | | |
| D SC1538 | 1 | 1482 |
| Did ... have this health insurance plan during the entire 4-month period | | |
| U Persons 15 years old or older | | |
| V 0 | .Not in universe | |
| 1 | .Yes - skip to SC1548 | |
| 2 | .No | |
| * | | * |
| * | The next 4 fields (SC1540 through SC1546) are possible answers to the question: | |
| * | | * |
| * | | * |
| * | In which months (1-4) did ... have the plan | |
| * | | * |
| | | |
| D SC1540 | 1 | 1483 |
| Last month | | |
| U Persons 15 years old or older | | |
| V 0 | .Not marked as a month with the plan or not in universe based on response to SC1538 | |
| 1 | .Marked as a month with the plan | |
| | | |
| D SC1542 | 1 | 1484 |
| 2 months ago | | |
| U Persons 15 years old or older | | |
| V 0 | .Not marked as a month with the plan or not in universe based on response to SC1538 | |
| 1 | .Marked as a month with the plan | |
| | | |
| D SC1544 | 1 | 1485 |
| 3 months ago | | |
| U Persons 15 years old or older | | |
| V 0 | .Not marked as a month with the plan or not in universe based on response to SC1538 | |
| 1 | .Marked as a month with the plan | |
| | | |
| D SC1546 | 1 | 1486 |
| 4 months ago | | |
| U Persons 15 years old or older | | |
| V 0 | .Not marked as a month with the plan or not in universe based | |



PERSON

| DATA | SIZE | BEGIN |
|------|------|-------|
|------|------|-------|

on response to SC1538

1 .Marked as a month with the plan

D SC1548 1 1487

Did ... have a health plan
provided through an employer or
union (or through a former
employer or a pension plan)

U Persons 15 years old or older

V 0 .Not in universe

1 .Yes

2 .No - skip to SC1552

D SC1550 1 1488

Did the employer or union (former
employer or pension plan) pay for
part or all of the cost of this plan

U Persons 15 years old or older

V 0 .Not in universe

1 .All

2 .Part

3 .None

D SC1552 1 1489

Was this an individual plan or a
family plan

U Persons 15 years old or older

V 0 .Not in universe

1 .Individual - skip to SC1568

2 .Family

D SC1554 1 1490

Did ...'s health plan cover all the
persons living here

U Persons 15 years old or older


V 0 .Not in universe

1 .Yes - skip to SC1588

2 .No


```

*
*   The next 5 fields (SC1556 through
*   SC1564) are possible answers to the
*   question:
*
*   Other than ...; which persons in
*   this household were covered by
*   ... 's plan
*
*   Note: No person numbers appear if
  
```



PERSON

| DATA | SIZE | BEGIN |
|--|------|-------|
| * plan covers all persons living here * | | |
| * * | | |
| D SC1556 | 3 | 1491 |
| Person no. = 101-999 | | |
| U All persons, including children | | |
| V 000 .Not in universe | | |
| D SC1558 | 3 | 1494 |
| Person no. = 101-999 | | |
| U All persons, including children | | |
| V 000 .Not in universe | | |
| D SC1560 | 3 | 1497 |
| Person no. = 101-999 | | |
| U All persons, including children | | |
| V 000 .Not in universe | | |
| D SC1562 | 3 | 1500 |
| Person no. = 101-999 | | |
| U All persons, including children | | |
| V 000 .Not in universe | | |
| D SC1564 | 3 | 1503 |
| Person no. = 101-999 | | |
| U All persons, including children | | |
| V 000 .Not in universe | | |
| D SC1566 | 2 | 1506 |
| Other than ... which persons in this household were covered by ... 's plan. Range = -3,0 | | |
| U Persons 15 years old or older | | |
| V -3 .No one else covered | | |
| 00 .Not in universe, some others covered | | |
| D SC1568 | 1 | 1508 |
| Check item R30 | | |
| Is ... the designated parent or guardian of children under 18 who live in this household | | |
| U Persons 15 years old or older | | |
| V 0 .Not in universe | | |
| 1 .Yes | | |
| 2 .No - skip to SC1568 | | |
| D SC1570 | 2 | 1507 |
| Check item R31 | | |
| Have each of these children already | | |



PERSON

| DATA | SIZE | BEGIN |
|------|------|-------|
|------|------|-------|

been identified as members of a family health insurance plan

U Persons 15 years old or older

V -1 .OK - skip to SC1574 through SC1586

00 .Not in universe

01 .Yes

02 .No - skip to SC1574 through SC1586

D SC1572 1 1511

I have recorded that all of ...'s children were covered by a health insurance plan - is that correct

U Persons 15 years old or older

V 0 .Not in universe

1 .Yes - skip to SC1586

2 .No

D SC1574 2 1512

How many of ...'s children were covered by a health insurance plan

U Persons 15 years old or older

V -5 .All children - skip to SC1586

00 .Not in universe; some children covered

```

*
* The next 5 fields (SC1576 through SC1584) are possible answers to the
* question:
*
* Are any of (which of) ...'s children were covered by a health
* insurance plan
*
* Note: No person numbers appear if "all" children are indicated in
* SC1574
*

```

D SC1576 3 1514

Person no. = 101-999

U Children under 18 years old

V 000 .Not in universe

D SC1578 3 1517

Person no. = 101-999

U Children under 18 years old

V 000 .Not in universe

D SC1580 3 1520

Person no. = 101-999

PERSON

| DATA | SIZE | BEGIN |
|---|------|-------|
| U Children under 18 years old V 000 .Not in universe | | |
| D SC1582 | 3 | 1523 |
| Person no. = 101-999 | | |
| U Children under 18 years old V 000 .Not in universe | | |
| D SC1584 | 3 | 1526 |
| Person no. = 101-999 | | |
| U Children under 18 years old V 000 .Not in universe | | |
| D SC1586 | 2 | 1529 |
| Are any of (which of) ... 's children were covered by a health insurance plan | | |
| U Persons 15 years old or older V -3 .No children covered 00 .Not in universe; some children covered | | |
| D SC1588 | 1 | 1531 |
| Check item R32 Are any assets listed in the asset roster | | |
| U Persons 15 years old or older V 0 .Not in universe 1 .Yes 2 .No - skip to SC1622 | | |
| D SC1589 | 1 | 1532 |
| The last time we obtained information, ... had received ... assets during (8 months ago) through (5 months ago). Was this information recorded correctly | | |
| U Persons 15 years old or older V 0 .Not in universe 1 .Yes 2 .No | | |
| D SC1590 | 3 | 1533 |
| Asset code Code from Income Source List. See appendix A-1 | | |
| U Persons 15 years old or older V 000 .Not in universe | | |
| D SC1592 | 1 | 1536 |
| In this reference period, did ... | | |


Vertical line on the left side of the page.

Vertical line on the right side of the page.

Horizontal line at the bottom left of the page.

PERSON

| DATA | SIZE | BEGIN |
|--|------|-------|
| still own (have) ... asset indicated in SC1590 | | |
| U Persons 15 years old or older | | |
| V 0 .Not in universe | | |
| 1 .Yes | | |
| 2 .No | | |
| D SC1593 | 1 | 1537 |
| In the previous reference period, did ... still own (have) ... asset indicated in SC1590 | | |
| U Persons 15 years old or older | | |
| V 0 .Not in universe | | |
| 1 .Should not have been listed | | |
| 2 .Was not listed; should have been | | |
| D SC1594 | 3 | 1538 |
| Asset code, Code from Income Source List See appendix A-1 | | |
| U Persons 15 years old or older | | |
| V 000 .Not in universe | | |
| D SC1596 | 1 | 1541 |
| In this reference period, did ... still own (have) ... asset indicated in SC1594 | | |
| U Persons 15 years old or older | | |
| V 0 .Not in universe | | |
| 1 .Yes | | |
| 2 .No | | |
| D SC1597 | 1 | 1542 |
| In the previous reference period, did ... still own (have) ... asset indicated in SC1594 | | |
| U Persons 15 years old or older | | |
| V 0 .Not in universe | | |
| 1 .Should not have been listed | | |
| 2 .Was not listed; should have been | | |
| D SC1598 | 3 | 1543 |
| Asset code Code from Income Source List See appendix A-1 | | |
| U Persons 15 years old or older | | |
| V 000 .Not in universe | | |



PERSON:

| DATA | SIZE | BEGIN |
|--|------|-------|
| D SC1600 | 1 | 1546 |
| In this reference period; did ... still own (have) ... asset indicated in SC1598 | | |
| U Persons 15 years old or older | | |
| V 0 .Not in universe | | |
| 1 .Yes | | |
| 2 .No | | |
| D SC1601 | 1 | 1547 |
| In the previous reference period; did ... still own (have) ... asset indicated in SC1598 | | |
| U Persons 15 years old or older | | |
| V 0 .Not in universe | | |
| 1 .Should not have been listed | | |
| 2 .Was not listed; should have been | | |
| D SC1602 | 3 | 1548 |
| Asset code | | |
| Code from Income Source List. | | |
| See appendix A-1 | | |
| U Persons 15 years old or older | | |
| V 000 .Not in universe | | |
| D SC1604 | 1 | 1561 |
| In this reference period; did ... still own (have) ... asset indicated in SC1602 | | |
| U Persons 15 years old or older | | |
| V 0 .Not in universe | | |
| 1 .Yes | | |
| 2 .No | | |
| D SC1605 | 1 | 1562 |
| In the previous reference period; did ... still own (have) ... asset indicated in SC1602 | | |
| U Persons 15 years old or older | | |
| V 0 .Not in universe | | |
| 1 .Should not have been listed | | |
| 2 .Was not listed; should have been | | |
| D SC1606 | 3 | 1563 |
| Asset code | | |
| Code from Income Source List. | | |
| See appendix A-1 | | |
| U Persons 15 years old or older | | |
| V 000 .Not in universe | | |

Vertical line on the left side of the page.

Horizontal line at the top right of the page.

Vertical line on the right side of the page.

Horizontal line at the bottom left of the page.

PERSON

| DATA | SIZE | BEGIN |
|--|------|-------|
| D SC1608 | 1 | 1556 |
| In this reference period, did ... still own (have) ... asset indicated in SC1606 | | |
| U Persons 15 years old or older | | |
| V 0 .Not in universe | | |
| 1 .Yes | | |
| 2 .No | | |
| D SC1609 | 1 | 1557 |
| In the previous reference period, did ... still own (have) ... asset indicated in SC1606 | | |
| U Persons 15 years old or older | | |
| V 0 .Not in universe | | |
| 1 .Should not have been listed | | |
| 2 .Was not listed; should have been | | |
| D SC1610 | 3 | 1558 |
| Asset code Code from Income Source List. See appendix A-1 | | |
| U Persons 15 years old or older | | |
| V 000 .Not in universe | | |
| D SC1612 | 1 | 1561 |
| In this reference period, did ... still own (have) ... asset indicated in SC1610 | | |
| U Persons 15 years old or older | | |
| V 0 .Not in universe | | |
| 1 .Yes | | |
| 2 .No | | |
| D SC1613 | 1 | 1562 |
| In the previous reference period, did ... still own (have) ... asset indicated in SC1610 | | |
| U Persons 15 years old or older | | |
| V 0 .Not in universe | | |
| 1 .Should not have been listed | | |
| 2 .Was not listed; should have been | | |
| D SC1614 | 3 | 1563 |
| Asset code Code from Income Source List. See appendix A-1 | | |
| U Persons 15 years old or older | | |
| V 000 .Not in universe | | |

.....

.....

.....

PERSON

| DATA | SIZE | BEGIN |
|--|------|-------|
| D SC1616 | 1 | 1566 |
| In this reference period, did ... still own (have) ... asset indicated in SC1614 | | |
| U Persons 15 years old or older | | |
| V 0 .Not in universe | | |
| 1 .Yes | | |
| 2 .No | | |
| D SC1617 | 1 | 1567 |
| In the previous reference period, did ... still own (have) ... asset indicated in SC1614 | | |
| U Persons 15 years old or older | | |
| V 0 .Not in universe | | |
| 1 .Should not have been listed | | |
| 2 .Was not listed; should have been | | |
| D SC1618 | 3 | 1568 |
| Asset code | | |
| Code from Income Source List. | | |
| See appendix A-1 | | |
| U Persons 15 years old or older | | |
| V 000 .Not in universe | | |
| D SC1620 | 1 | 1571 |
| In this reference period, did ... still own (have) ... asset indicated in SC1618 | | |
| U Persons 15 years old or older | | |
| V 0 .Not in universe | | |
| 1 .Yes | | |
| 2 .No | | |
| D SC1621 | 1 | 1572 |
| In the previous reference period, did ... still own (have) ... asset indicated in SC1618 | | |
| U Persons 15 years old or older | | |
| V 0 .Not in universe | | |
| 1 .Should not have been listed | | |
| 2 .Was not listed; should have been | | |
| D SC1622 | 2 | 1573 |
| During the 4-month period did ... have any (other) kinds of assets which earn interest or bring in money, such as the ones shown on this flashcard | | |

1

1

1

1

PERSON

| DATA | SIZE | BEGIN |
|------|------|-------|
|------|------|-------|

U Persons 15 years old or older

V -1 .DK - skip to SC1656

-2 .REF - skip to SC1656

00 .Not in universe

01 .Yes

02 .No - skip to SC1656

```

*
* The next 14 fields (SC1626 through SC1654) are possible answers to
* the questions:
*
* Which kinds of these assets did ...
* own; any others
*

```

D SC1626 1 1575
Regular or passbook savings accounts

U Persons 15 years old or older

V 0 .Not marked as a kind of asset
or not in universe based on
response to SC1622

1 .Marked as a kind of asset

D SC1628 1 1576
Money market accounts

U Persons 15 years old or older

V 0 .Not marked as a kind of asset
or not in universe based on
response to SC1622

1 .Marked as a kind of asset

D SC1630 1 1577
Certificates of deposit or other
savings certificates

U Persons 15 years old or older

V 0 .Not marked as a kind of asset
or not in universe based on
response to SC1622

1 .Marked as a kind of asset

D SC1632 1 1578
NOW, Super NOW, or other
interest-earning checking
accounts

U Persons 15 years old or older

V 0 .Not marked as a kind of asset
or not in universe based on
response to SC1622

1 .Marked as a kind of asset


Vertical line on the left side of the page.

Horizontal line at the top of the page.

Vertical line on the right side of the page.

PERSON

| DATA | SIZE | BEGIN |
|---|------|-------|
| D SC1636 | 1 | 1579 |
| Money market funds | | |
| U Persons 15 years old or older | | |
| V 0 .Not marked as a kind of asset or not in universe based on response to SC1622 | | |
| 1 .Marked as a kind of asset | | |
| D SC1638 | 1 | 1580 |
| U.S. government securities | | |
| U Persons 15 years old or older | | |
| V 0 .Not marked as a kind of asset or not in universe based on response to SC1622 | | |
| 1 .Marked as a kind of asset | | |
| D SC1640 | 1 | 1561 |
| Municipal or corporate bonds | | |
| U Persons 15 years old or older | | |
| V 0 .Not marked as a kind of asset or Not in universe based on response to SC1622 | | |
| 1 .Marked as a kind of asset | | |
| D SC1642 | 1 | 1582 |
| Mortgages | | |
| U Persons 15 years old or older | | |
| V 0 .Not marked as a kind of asset or not in universe based on response to SC1622 | | |
| 1 .Marked as a kind of asset | | |
| D SC1644 | 1 | 1583 |
| U.S. savings bonds (E,EE) | | |
| U Persons 15 years old or older | | |
| V 0 .Not marked as a kind of asset or not in universe based on response to SC1622 | | |
| 1 .Marked as a kind of asset | | |
| D SC1646 | 1 | 1584 |
| Other interest earnings | | |
| U Persons 15 years old or older | | |
| V 0 .Not marked as a kind of asset or not in universe based on response to SC1622 | | |
| 1 .Marked as a kind of asset | | |
| D SC1648 | 1 | 1585 |
| Stocks or mutual fund shares | | |



PERSON

| DATA | SIZE | BEGIN |
|---|------|-------|
| U Persons 15 years old or older | | |
| V 0 .Not marked as a kind of asset or not in universe based on response to SC1622 | | |
| 1 .Marked as a kind of asset | | |
| D SC1650 | 1 | 1586 |
| Rental property | | |
| U Persons 15 years old or older | | |
| V 0 .Not marked as a kind of asset or not in universe based on response to SC1622 | | |
| 1 .Marked as a kind of asset | | |
| D SC1652 | 1 | 1587 |
| Royalties | | |
| U Persons 15 years old or older | | |
| V 0 .Not marked as a kind of asset or not in universe based on response to SC1622 | | |
| 1 .Marked as a kind of asset | | |
| D SC1654 | 1 | 1588 |
| Other financial investments | | |
| U Persons 15 years old or older | | |
| V 0 .Not marked as a kind of asset or not in universe based on response to SC1622 | | |
| 1 .Marked as a kind of asset | | |
| D SC1656 | 1 | 1589 |
| Check item R33 | | |
| Is ... 17 to 49 years of age | | |
| U Persons 15 years old or older | | |
| V 0 .Not in universe | | |
| 1 .Yes | | |
| 2 .No - skip to SC1694 | | |
| D SC1658 | 1 | 1590 |
| During the past 4 months did ... attend school beyond the high school level including a college, university, or other school | | |
| U Persons 17-49 years old | | |
| V 0 .Not in universe | | |
| 1 .Yes | | |
| 2 .No - skip to SC1694 | | |



PERSON

| DATA | SIZE | BEGIN |
|---|------|-------|
| D SC1660 | 1 | 1591 |
| Were any of ...'s educational expenses during the past 4 months paid for by the GI Bill, a Pell (BEOG) grant, a guaranteed or national direct student loan, or any other type of scholarship or grant | | |
| U Persons 17-49 years old | | |
| V 0 .Not in universe | | |
| 1 .Yes | | |
| 2 .No - skip to SC1692 | | |
| * | | * |
| * The next 9 fields (SC1662 through SC1678) are possible answers to the question: | | |
| * | | * |
| * | | * |
| * What kind of educational assistance did ... receive | | |
| * | | * |
| D SC1662 | 1 | 1592 |
| GI/VEAF benefits | | |
| U Persons 17-49 years old receiving educational assistance | | |
| V 0 .Not marked as a kind of educational assistance or not in universe based on response to SC1660 | | |
| 1 .Marked as a kind of educational assistance | | |
| D SC1664 | 1 | 1593 |
| Pell grant(BEOG) | | |
| U Persons 17-49 years old receiving educational assistance | | |
| V 0 .Not marked as a kind of educational assistance or not in universe based on response to SC1660 | | |
| 1 .Marked as a kind of educational assistance | | |
| D SC1666 | 1 | 1594 |
| Supplemental educational opportunity grant(SEOG) | | |
| U Persons 17-49 years old receiving educational assistance | | |
| V 0 .Not marked as a kind of educational assistance or not in universe based on response to SC1660 | | |


Vertical line on the left side of the page.

Vertical line on the right side of the page.

Horizontal line at the bottom left of the page.


PERSON

| DATA | SIZE | BEGIN |
|----------|------|--|
| 1 | | .Marked as a kind of educational assistance |
| D SC1668 | 1 | 1595 |
| | | Other VA educational assistance programs |
| U | | Persons 17-49 years old receiving educational assistance |
| V 0 | | .Not marked as a kind of educational assistance or not in universe based on response to SC1660 |
| 1 | | .Marked as a kind of educational assistance |
| D SC1670 | 1 | 1596 |
| | | Other scholarship, fellowship, or grant |
| U | | Persons 17-49 years old receiving educational assistance |
| V 0 | | .Not marked as a kind of educational assistance or not in universe based on response to SC1660 |
| 1 | | .Marked as a kind of educational assistance |
| D SC1672 | 1 | 1597 |
| | | Employer assistance |
| U | | Persons 17-49 years old receiving educational assistance |
| V 0 | | .Not marked as a kind of educational assistance or not in universe based on response to SC1660 |
| 1 | | .Marked as a kind of educational assistance |
| D SC1674 | 1 | 1598 |
| | | JTPA/CETA training allowance |
| U | | Persons 17-49 years old receiving educational assistance |
| V 0 | | .Not marked as a kind of educational assistance or not in universe based on response to SC1660 |
| 1 | | .Marked as a kind of educational assistance |
| D SC1676 | 1 | 1599 |
| | | Guaranteed student loan (GSL) |
| U | | Persons 17-49 years old receiving |



PERSON

| DATA | SIZE | BEGIN |
|---|------|--|
| educational assistance | | |
| V 0 | | .Not marked as a kind of educational Assistance or not in universe based on response to SC1660 |
| 1 | | .Marked as a kind of educational assistance |
| D SC1670 | 1 | 1600 |
| National direct student loan (NSL) | | |
| U Persons 17-49 years old receiving educational assistance | | |
| V 0 | | .Not marked as a kind of educational assistance or not in universe based on response to SC1660 |
| 1 | | .Marked as a kind of educational assistance |
| D SC1680 | 1 | 1601 |
| What kind of term system does ...'s school use - semester, trimester, quarter, or something else | | |
| U Persons 17-49 years old | | |
| V 0 | | .Not in universe |
| 1 | | .Semester |
| 2 | | .Trimester |
| 3 | | .Quarter |
| 4 | | .Other |
| D SC1682 | 4 | 1602 |
| How much was ...'s total tuition and fees for the (semester/trimester/quarter/school term) Total tuition and fees = 1,3999. | | |
| U Persons 17-49 years old | | |
| V 0000 | | .Not in universe |
| 4000 | | .4000 or more assistance |
| D SC1684 | 1 | 1606 |
| Check item R34 | | |
| Is "Pell Grant (BEOG)" marked in SC1664 | | |
| U Persons 17-49 years old receiving educational assistance | | |
| V 0 | | .Not in universe |
| 1 | | .Yes |
| 2 | | .No - skip to SC1688 |
| D SC1688 | 1 | 1607 |
| Check item R35 | | |



200

PERSON

DATA SIZE BEGIN

Is SC1666, SC1668, SC1670, or SC1672
marked above.

U Persons 17-49 years old receiving
educational assistance

V 0 .Not in universe

1 .Yes

2 .No - skip to SC1692

D SC1690 4 1608

What was the total amount of ...'s
educational assistance for the
(semester/trimester/quarter/school
term)

Total amount = 1,3999.

U Persons 17-49 years old receiving
educational assistance

V 0000 .Not in universe

4000 .4000 or more assistance

D SC1692 1 1612

Did ... participate in the
federally funded work-study program
at school at any time during the
past 4 months

U Persons 17-49 years old receiving
educational assistance

V 0 .Not in universe

1 .Yes

2 .No

D SC1694 1 1613

Check item R36

What is ...'s marital status

U Persons 15 years old or older

V 0 .Not in universe

1 .Married; spouse absent

2 .Other - skip to SC1698

D SC1696 1 1614

Is ...'s spouse in the Armed Forces

U Persons 15 years old or older; married
spouse absent

V 0 .Not in universe

1 .Yes

2 .No

D SC1698 1 1615

Check item R37

Vertical line on the left side of the page.

Vertical line on the right side of the page.

Horizontal line at the bottom of the page.

PERSON

| DATA | SIZE | BEGIN |
|---|---|--------------------------------------|
| Are any income types, assets, or "worked" or "other educational assistance" marked on the ISS | | |
| U Persons 15 years old or older | | |
| V 0 | | .Not in universe |
| 1 | | .Yes |
| 2 | | .No - skip to SC1704 |
| D SC1700 | 1 | 1616 |
| During the 4-month period ... received income from ... is that correct | | |
| U Persons 15 years old or older | | |
| V 0 | | .Not in universe |
| 1 | | .Yes |
| 2 | | .No |
| D SC1702 | 1 | 1617 |
| Did ... receive income from any other source such as financial help from someone outside the household, payments from the government or anything else | | |
| U Persons 15 years old or older | | |
| V 0 | | .Not in universe |
| 1 | | .Yes - skip to SC1706 through SC1710 |
| 2 | | .No - skip to SC1712 |
| D SC1704 | 1 | 1618 |
| Did ... receive income from some source we have not covered | | |
| U Persons 15 years old or older | | |
| V 0 | | .Not in universe |
| 1 | | .Yes |
| 2 | | .No |
| * | | * |
| * | | * |
| * | The next 3 fields (SC1706 through SC1710) are possible answers to the | * |
| * | questions: | * |
| * | | * |
| * | What kind of income did ... | * |
| * | receive; anything else | * |
| * | | * |
| D SC1706 | 3 | 1619 |
| Code from Income Source List | | |
| See appendix A-1 | | |
| U Persons 15 years old or older | | |
| V 000 | | .Not in universe |

Vertical line on the left side of the page.

Horizontal line at the top right of the page.

Vertical line on the right side of the page.

Horizontal line at the bottom left of the page.

202

PERSON

| DATA | SIZE | BEGIN |
|--|------|-------|
| D SC1708 | 3 | 1622 |
| Code from Income Source List See appendix A. | | |
| U Persons 15 years old or older | | |
| V 000 .Not in universe | | |
| D SC1710 | 3 | 1625 |
| Code from Income Source List See appendix A. | | |
| U Persons 15 years old or older | | |
| V 000 .Not in universe | | |
| D SC1712 | 1 | 1628 |
| Check item E1 | | |
| Is "worked" marked on ISS | | |
| U Persons 15 years old or older | | |
| V 0 .Not in universe | | |
| 1 .Yes | | |
| 2 .No - skip to first ISS code | | |
| D SC1714 | 1 | 1629 |
| During the 4-month period was ... working for an employer or was ... self-employed | | |
| U Persons 15 years old or older | | |
| V 0 .Not in universe | | |
| 1 .Worked for employer only | | |
| 2 .Self-employed only | | |
| 3 .Both worked for employer and self-employed | | |
| D SC1716 | 1 | 1630 |
| How many different employers did .. work for during this 4-month period | | |
| U Persons 15 years old or older | | |
| V 0 .Not in universe | | |
| 1 .1 employer | | |
| 2 .2 employers | | |
| 3 .3 or more employers | | |
| D SC1718 | 1 | 1631 |
| Check item E2 | | |
| Is "both worked for employer and self-employed" marked in SC1714 | | |
| U Persons 15 years old or older | | |
| V 0 .Not in universe | | |
| 1 .Yes | | |
| 2 .No | | |

1

1

1

1


PERSON

| DATA | SIZE | BEGIN |
|-------------------------------------|------|-------|
| * | | * |
| * Labor force and reciprocity | | * |
| * imputation flags | | * |
| * | | * |
| D PP-IMP01 | 1 | 1632 |
| Person imputation flag 01 | | |
| Imputation flag for field 'SC1002' | | |
| V 0 .Not imputed | | |
| 1 .Imputed | | |
| D PP-IMP02 | 1 | 1633 |
| Person imputation flag 02 | | |
| Imputation flag for fields 'SC1004' | | |
| through 'SC1040' | | |
| V 0 .Not imputed | | |
| 1 .Imputed | | |
| D PP-IMP03 | 1 | 1634 |
| Person imputation flag 03 | | |
| Imputation flag for field 'SC1042' | | |
| V 0 .Not imputed | | |
| 1 .Imputed | | |
| D PP-IMP04 | 1 | 1635 |
| Person imputation flag 04 | | |
| Imputation flag for field 'SC1044' | | |
| V 0 .Not imputed | | |
| 1 .Imputed | | |
| D PP-IMP05 | 1 | 1636 |
| Person imputation flag 05 | | |
| Imputation flag for field 'SC1048' | | |
| V 0 .Not imputed | | |
| 1 .Imputed | | |
| D PP-IMP06 | 1 | 1637 |
| Person imputation flag 06 | | |
| Imputation flag for field 'SC1050' | | |
| V 0 .Not imputed | | |
| 1 .Imputed | | |
| D PP-IMP07 | 1 | 1638 |
| Person imputation flag 07 | | |
| Imputation flag for field 'SC1052' | | |
| V 0 .Not imputed | | |
| 1 .Imputed | | |
| D PP-IMP08 | 1 | 1639 |
| Person imputation flag 08 | | |

204

PERSON

| DATA | SIZE | BEGIN |
|-------------------------------------|------|--------------|
| Imputation flag for field 'SC1054' | | |
| V 0 | | .Not imputed |
| 1 | | .Imputed |
| D PP-IMP09 | 1 | 1640 |
| Person imputation flag 09 | | |
| Imputation flag for field 'SC1056' | | |
| V 0 | | .Not imputed |
| 1 | | .Imputed |
| D PP-IMP10 | 1 | 1641 |
| Person imputation flag 10 | | |
| Imputation flag for field 'SC1058' | | |
| V 0 | | .Not imputed |
| 1 | | .Imputed |
| D PP-IMP11 | 1 | 1642 |
| Person imputation flag 11 | | |
| Imputation flag for fields 'SC1060' | | |
| through 'SC1096' | | |
| V 0 | | .Not imputed |
| 1 | | .Imputed |
| D PP-IMP12 | 1 | 1643 |
| Person imputation flag 12 | | |
| Imputation flag for field 'SC1098' | | |
| V 0 | | .Not imputed |
| 1 | | .Imputed |
| D PP-IMP13 | 1 | 1644 |
| Person imputation flag 13 | | |
| Imputation flag for fields 'SC1100' | | |
| through 'SC1134' | | |
| V 0 | | .Not imputed |
| 1 | | .Imputed |
| D PP-IMP14 | 1 | 1645 |
| Person imputation flag 14 | | |
| Imputation flag for field 'SC1136' | | |
| V 0 | | .Not imputed |
| 1 | | .Imputed |
| D PP-IMP15 | 1 | 1646 |
| Person imputation flag 15 | | |
| Imputation flag for fields 'SC1138' | | |
| through 'SC1172' | | |
| V 0 | | .Not imputed |
| 1 | | .Imputed |



| DATA | SIZE | BEGIN |
|-------------------------------------|------|-------|
| D PP-IMP16 | 1 | 1647 |
| Person imputation flag 16 | | |
| Imputation flag for field 'SC1174' | | |
| V 0 .Not imputed | | |
| 1 .Imputed | | |
| D PP-IMP17 | 1 | 1648 |
| Person imputation flag 17 | | |
| Imputation flag for field 'SC1176' | | |
| V 0 .Not imputed | | |
| 1 .Imputed | | |
| D PP-IMP18 | 1 | 1649 |
| Person imputation flag 18 | | |
| Imputation flag for fields 'SC1178' | | |
| through 'SC1214' | | |
| V 0 .Not imputed | | |
| 1 .Imputed | | |
| D PP-IMP19 | 1 | 1650 |
| Person imputation flag 19 | | |
| Imputation flag for field 'SC1216' | | |
| V 0 .Not imputed | | |
| 1 .Imputed | | |
| D PP-IMP20 | 1 | 1651 |
| Person imputation flag 20 | | |
| Imputation of 'SC1218' | | |
| V 0 .Not imputed | | |
| 1 .Imputed | | |
| D PP-IMP21 | 1 | 1652 |
| Person imputation flag 21 | | |
| Imputation of 'SC1222' | | |
| V 0 .Not imputed | | |
| 1 .Imputed | | |
| D PP-IMP22 | 1 | 1653 |
| Person imputation flag 22 | | |
| Imputation of 'SC1224' | | |
| V 0 .Not imputed | | |
| 1 .Imputed | | |
| D PP-IMP23 | 1 | 1654 |
| Person imputation flag 23 | | |
| Imputation of 'SC1226' | | |
| V 0 .Not imputed | | |
| 1 .Imputed | | |

|

|

|

|

|

PERSON

| DATA | SIZE | BEGIN |
|---------------------------|--------------|-------|
| D PP-IMP24 | 1 | 1655 |
| Person imputation flag 24 | | |
| Imputation of 'SC1228' | | |
| V 0 | .Not imputed | |
| 1 | .Imputed | |
| D PP-IMP25 | 1 | 1656 |
| Person imputation flag 25 | | |
| Imputation of 'SC1230' | | |
| V 0 | .Not imputed | |
| 1 | .Imputed | |
| D PP-IMP26 | 1 | 1657 |
| Person imputation flag 26 | | |
| Imputation of 'SC1234' | | |
| V 0 | .Not imputed | |
| 1 | .Imputed | |
| D PP-IMP27 | 1 | 1658 |
| Person imputation flag 27 | | |
| Imputation of 'SC1236' | | |
| V 0 | .Not imputed | |
| 1 | .Imputed | |
| D PP-IMP28 | 1 | 1659 |
| Person imputation flag 28 | | |
| Imputation of 'SC1238' | | |
| V 0 | .Not imputed | |
| 1 | .Imputed | |
| D PP-IMP29 | 1 | 1660 |
| Person imputation flag 29 | | |
| Imputation of 'SC1240' | | |
| V 0 | .Not imputed | |
| 1 | .Imputed | |
| D PP-IMP30 | 1 | 1661 |
| Person imputation flag 30 | | |
| Imputation of 'SC1246' | | |
| V 0 | .Not imputed | |
| 1 | .Imputed | |
| D PP-IMP31 | 1 | 1662 |
| Person imputation flag 31 | | |
| Imputation of 'SC1338' | | |
| V 0 | .Not imputed | |
| 1 | .Imputed | |

PERSON

| DATA | SIZE | BEGIN |
|--------------------------------|--------------|-------|
| D PP-IMP32 | 1 | 1663 |
| Person imputation flag 32 | | |
| Imputation of 'SC1342' | | |
| V 0 | .Not imputed | |
| 1 | .Imputed | |
| D PP-IMP33 | 1 | 1664 |
| Person imputation flag 33 | | |
| Imputation of 'SC1352' | | |
| V 0 | .Not imputed | |
| 1 | .Imputed | |
| D PP-IMP34 | 1 | 1665 |
| Person imputation flag 34 | | |
| Imputation of 'SC1354' | | |
| V 0 | .Not imputed | |
| 1 | .Imputed | |
| D PP-IMP35 | 1 | 1666 |
| Person imputation flag 35 | | |
| Imputation of 'SC1360' | | |
| V 0 | .Not imputed | |
| 1 | .Imputed | |
| D PP-IMP36 | 1 | 1667 |
| Person imputation flag 36 | | |
| Imputation of 'SC1362' | | |
| V 0 | .Not imputed | |
| 1 | .Imputed | |
| D PP-IMP37 | 1 | 1668 |
| Person imputation flag 37 | | |
| Imputation of 'SC1364' through | | |
| 'SC1380' | | |
| V 0 | .Not imputed | |
| 1 | .Imputed | |
| D PP-IMP38 | 1 | 1669 |
| Person imputation flag 38 | | |
| Imputation of 'SC1382' | | |
| V 0 | .Not imputed | |
| 1 | .Imputed | |
| D PP-IMP39 | 1 | 1670 |
| Person imputation flag 39 | | |
| Imputation of 'SC1386' | | |
| V 0 | .Not imputed | |
| 1 | .Imputed | |

208

PERSON

| DATA | SIZE | BEGIN |
|--------------------------------|------|-------|
| D PP-IMP40 | 1 | 1671 |
| Person imputation flag 40 | | |
| Imputation of 'SC1388' | | |
| V 0 .Not imputed | | |
| 1 .Imputed | | |
| D PP-IMP41 | 1 | 1672 |
| Person imputation flag 41 | | |
| Imputation of 'SC1390' through | | |
| 'SC1412' | | |
| V 0 .Not imputed | | |
| 1 .Imputed | | |
| D PP-IMP42 | 1 | 1673 |
| Person imputation flag 42 | | |
| Imputation of 'SC1416' | | |
| V 0 .Not imputed | | |
| 1 .Imputed | | |
| D PP-IMP43 | 1 | 1674 |
| Person imputation flag 43 | | |
| Imputation of 'SC1418' | | |
| V 0 .Not imputed | | |
| 1 .Imputed | | |
| D PP-IMP44 | 1 | 1675 |
| Person imputation flag 44 | | |
| Imputation of 'SC1422' | | |
| V 0 .Not imputed | | |
| 1 .Imputed | | |
| D PP-IMP45 | 1 | 1676 |
| Person imputation flag 45 | | |
| Imputation of 'SC1426' | | |
| V 0 .Not imputed | | |
| 1 .Imputed | | |
| D PP-IMP46 | 1 | 1677 |
| Person imputation flag 46 | | |
| Imputation of 'SC1428' through | | |
| 'SC1452' | | |
| V 0 .Not imputed | | |
| 1 .Imputed | | |
| D PP-IMP47 | 1 | 1678 |
| Person imputation flag 47 | | |
| Imputation of 'SC1456' | | |
| V 0 .Not imputed | | |
| 1 .Imputed | | |

Vertical line on the left side of the page.

Vertical line on the right side of the page.


Horizontal line at the bottom of the page.

PERSON

| DATA | SIZE | BEGIN |
|--------------------------------|------|-------|
| D PP-IMP48 | 1 | 1679 |
| Person imputation flag 48 | | |
| Imputation of 'SC1462' | | |
| V 0 .Not imputed | | |
| 1 .Imputed | | |
| D PP-IMP49 | 1 | 1680 |
| Person imputation flag 49 | | |
| Imputation of 'SC1472' | | |
| V 0 .Not imputed | | |
| 1 .Imputed | | |
| D PP-IMP50 | 1 | 1681 |
| Person imputation flag 50 | | |
| Imputation of 'SC1480' | | |
| V 0 .Not imputed | | |
| 1 .Imputed | | |
| D PP-IMP51 | 1 | 1682 |
| Person imputation flag 51 | | |
| Imputation of 'SC1484' | | |
| V 0 .Not imputed | | |
| 1 .Imputed | | |
| D PP-IMP52 | 1 | 1683 |
| Person imputation flag 52 | | |
| Imputation of 'SC1486' through | | |
| 'SC1498' | | |
| V 0 .Not imputed | | |
| 1 .Imputed | | |
| D PP-IMP53 | 1 | 1684 |
| Person imputation flag 53 | | |
| Imputation of 'SC1502' | | |
| V 0 .Not imputed | | |
| 1 .Imputed | | |
| D PP-IMP54 | 1 | 1685 |
| Person imputation flag 54 | | |
| Imputation of 'SC1508' | | |
| V 0 .Not imputed | | |
| 1 .Imputed | | |
| D PP-IMP55 | 1 | 1686 |
| Person imputation flag 55 | | |
| Imputation of 'SC1526' | | |
| V 0 .Not imputed | | |
| 1 .Imputed | | |

PERSON

| DATA | SIZE | BEGIN |
|---|--------------|-------|
| D PP-IMP56 | 1 | 1687 |
| Person imputation flag 56 Imputation of 'SC1528' through 'SC1534' | | |
| V 0 | .Not imputed | |
| 1 | .Imputed | |
| D PP-IMP57 | 1 | 1688 |
| Person imputation flag 57 Imputation of 'SC1536' | | |
| V 0 | .Not imputed | |
| 1 | .Imputed | |
| D PP-IMP58 | 1 | 1689 |
| Person imputation flag 58 Imputation of 'SC1537' | | |
| V 0 | .Not imputed | |
| 1 | .Imputed | |
| D PP-IMP59 | 1 | 1690 |
| Person imputation flag 59 Imputation of 'SC1538' | | |
| V 0 | .Not imputed | |
| 1 | .Imputed | |
| D PP-IMP60 | 1 | 1691 |
| Person imputation flag 60 Imputation of 'SC1540' through 'SC1546' | | |
| V 0 | .Not imputed | |
| 1 | .Imputed | |
| D PP-IMP61 | 1 | 1692 |
| Person imputation flag 61 Imputation of 'SC1548' | | |
| V 0 | .Not imputed | |
| 1 | .Imputed | |
| D PP-IMP62 | 1 | 1693 |
| Person imputation flag 62 Imputation of 'SC1550' | | |
| V 0 | .Not imputed | |
| 1 | .Imputed | |
| D PP-IMP63 | 1 | 1694 |
| Person imputation flag 63 Imputation of 'SC1552' | | |
| V 0 | .Not imputed | |
| 1 | .Imputed | |



| DATA | SIZE | BEGIN |
|--------------------------------|------|-------|
| D PP-IMP75 | 1 | 1695 |
| Person imputation flag 75 | | |
| Imputation of 'SC1658' | | |
| V 0 .Not imputed | | |
| 1 .Imputed | | |
| D PP-IMP76 | 1 | 1696 |
| Person imputation flag 76 | | |
| Imputation of 'SC1660' | | |
| V 0 .Not imputed | | |
| 1 .Imputed | | |
| D PP-IMP77 | 1 | 1697 |
| Person imputation flag 77 | | |
| Imputation of 'SC1662' through | | |
| 'SC1676' | | |
| V 0 .Not imputed | | |
| 1 .Imputed | | |
| D PP-IMP78 | 1 | 1698 |
| Person imputation flag 78 | | |
| Imputation of 'SC1680' | | |
| V 0 .Not imputed | | |
| 1 .Imputed | | |
| D PP-IMP79 | 1 | 1699 |
| Person imputation flag 79 | | |
| Imputation of 'SC1682' | | |
| V 0 .Not imputed | | |
| 1 .Imputed | | |
| D PP-IMP80 | 1 | 1700 |
| Person imputation flag 80 | | |
| Imputation of 'SC1686' | | |
| V 0 .Not imputed | | |
| 1 .Imputed | | |
| D PP-IMP81 | 1 | 1701 |
| Person imputation flag 81 | | |
| Imputation of 'SC1690' | | |
| V 0 .Not imputed | | |
| 1 .Imputed | | |
| D PP-IMP82 | 1 | 1702 |
| Person imputation flag 82 | | |
| Imputation of 'SC1692' | | |
| V 0 .Not imputed | | |
| 1 .Imputed | | |

212

PERSON

| DATA | SIZE | BEGIN |
|---------------------------|------|-------|
| D PP-IMP83 | 1 | 1703 |
| Person Imputation flag 83 | | |
| Imputation of 'SC1696' | | |
| V 0 .Not imputed | | |
| 1 .Imputed | | |
| D PP-IMP84 | 1 | 1704 |
| Person Imputation flag 84 | | |
| Imputation of 'SC0902' | | |
| V 0 .Not imputed | | |
| 1 .Imputed | | |
| D PP-IMP85 | 1 | 1705 |
| Person Imputation flag 85 | | |
| Imputation of 'SC1254' | | |
| V 0 .Not imputed | | |
| 1 .Imputed | | |
| D PP-IMP86 | 1 | 1706 |
| Person Imputation flag 86 | | |
| Imputation of 'SC1258' | | |
| V 0 .Not imputed | | |
| 1 .Imputed | | |
| D PP-IMP87 | 1 | 1707 |
| Person Imputation flag 87 | | |
| Imputation of 'SC1262' | | |
| V 0 .Not imputed | | |
| 1 .Imputed | | |
| D PP-IMP88 | 1 | 1708 |
| Person Imputation flag 88 | | |
| Imputation of 'SC1266' | | |
| V 0 .Not imputed | | |
| 1 .Imputed | | |
| D PP-IMP89 | 1 | 1709 |
| Person Imputation flag 89 | | |
| Imputation of 'SC1270' | | |
| V 0 .Not imputed | | |
| 1 .Imputed | | |
| D PP-IMP90 | 1 | 1710 |
| Person Imputation flag 90 | | |
| Imputation of 'SC1274' | | |
| V 0 .Not imputed | | |
| 1 .Imputed | | |

PERSON

| DATA | SIZE | BEGIN |
|---------------------------|------|-------|
| D PP-IMP91 | 1 | 1711 |
| Person imputation flag 91 | | |
| Imputation of 'SC1278' | | |
| V 0 .Not imputed | | |
| 1 .Imputed | | |
| D PP-IMP92 | 1 | 1712 |
| Person imputation flag 92 | | |
| Imputation of 'SC1282' | | |
| V 0 .Not imputed | | |
| 1 .Imputed | | |
| D PP-IMP93 | 1 | 1713 |
| Person Imputation flag 93 | | |
| Imputation of 'SC1284' | | |
| V 0 .Not imputed | | |
| 1 .Imputed | | |
| D PP-IMP94 | 1 | 1714 |
| Person Imputation flag 94 | | |
| Imputation of 'SC1286' | | |
| through 'SC1294' | | |
| V 0 .Not imputed | | |
| 1 .Imputed | | |
| D PP-IMP95 | 1 | 1715 |
| Person Imputation flag 95 | | |
| Imputation of 'SC1296' | | |
| V 0 .Not imputed | | |
| 1 .Imputed | | |
| D PP-IMP96 | 1 | 1716 |
| Person Imputation flag 96 | | |
| Imputation of 'SC1298' | | |
| through 'SC1322' | | |
| V 0 .Not imputed | | |
| 1 .Imputed | | |
| D PP-IMP97 | 1 | 1717 |
| Person Imputation flag 97 | | |
| Imputation of 'SC1504' | | |
| V 0 .Not imputed | | |
| 1 .Imputed | | |
| D PP-IMP98 | 1 | 1718 |
| Person Imputation flag 98 | | |
| Imputation of 'SC1592' | | |
| V 0 .Not imputed | | |
| 1 .Imputed | | |

PERSON

| DATA | SIZE | BEGIN |
|----------------------------|--------------|-------|
| D PP-IMP99 | 1 | 1719 |
| Person Imputation flag 99 | | |
| Imputation of 'SC1596' | | |
| V 0 | .Not imputed | |
| 1 | .Imputed | |
| D PPIMP100 | 1 | 1720 |
| Person Imputation flag 100 | | |
| Imputation of 'SC1600' | | |
| V 0 | .Not imputed | |
| 1 | .Imputed | |
| D PPIMP101 | 1 | 1721 |
| Person Imputation flag 101 | | |
| Imputation of 'SC1604' | | |
| V 0 | .Not imputed | |
| 1 | .Imputed | |
| D PPIMP102 | 1 | 1722 |
| Person Imputation flag 102 | | |
| Imputation of 'SC1608' | | |
| V 0 | .Not imputed | |
| 1 | .Imputed | |
| D PPIMP103 | 1 | 1723 |
| Person Imputation flag 103 | | |
| Imputation of 'SC1612' | | |
| V 0 | .Not imputed | |
| 1 | .Imputed | |
| D PPIMP104 | 1 | 1724 |
| Person Imputation flag 104 | | |
| Imputation of 'SC1616' | | |
| V 0 | .Not imputed | |
| 1 | .Imputed | |
| D PPIMP105 | 1 | 1725 |
| Person Imputation flag 105 | | |
| Imputation of 'SC1620' | | |
| V 0 | .Not imputed | |
| 1 | .Imputed | |
| D PPIMP106 | 1 | 1726 |
| Person Imputation flag 106 | | |
| Imputation of 'SC1622' | | |
| V 0 | .Not imputed | |
| 1 | .Imputed | |

1

2

3

PERSON

| DATA | SIZE | BEGIN |
|---------------------------------|---------------------------------|-------|
| D PPIMP107 | 1 | 1727 |
| Person Imputation flag 107 | | |
| Imputation of 'SC1625' | | |
| V 0 | .Not imputed | |
| 1 | .Imputed | |
| D PP-PRERT | 1 | 1728 |
| Rotation in which this person | | |
| was interviewed before leaving | | |
| another sample unit and joining | | |
| this one | | |
| U | Persons 15 years old and older | |
| D U-BRTHM | 2 | 1729 |
| Preceded month of birth | | |
| Control card item 24 | | |
| U | All persons; including children | |
| V -9 | .Not answered | |
| D PP-FILL | 10 | 1731 |
| Blank filler | | |

1

2

3

4

WAGE/SALARY

| DATA | SIZE | BEGIN |
|---|----------------------------|-------|
| D WSSEQNUM | 5 | 1 |
| Sequence number of sample unit in which this record resides | | |
| U All sample units | | |
| D WS-RCTYP | 2 | 6 |
| Record type indicator | | |
| U Persons 15 years old and older | | |
| V 50.Wage and salary record | | |
| D WS-RCSEQ | 2 | 8 |
| Record sequence number within sample unit and record type | | |
| U Persons 15 years old and older | | |
| D WS-ID | 9 | 10 |
| Identification number. | | |
| Unique scrambled combination of the PSU (3) characters; segment (4 characters); and serial (2 characters) numbers of the original sample units. | | |
| U Persons 15 years old and older | | |
| D WS-WAVE | 1 | 19 |
| Wave of data collection | | |
| U Persons 15 years old and older | | |
| D WS-PINX | 2 | 20 |
| Index of the person record that 'owns' this wage and salary record | | |
| U Persons 15 years old and older | | |
| D WS-OCC | 3 | 22 |
| Edited and imputed 3-digit (1980 census) occupation code | | |
| See Appendix A-4 | | |
| U Persons 15 years old and older | | |
| D WS-IND | 3 | 25 |
| Edited and imputed 3-digit (1980 census) industry code | | |
| See Appendix A-5 | | |
| U Persons 15 years old and older | | |
| * | | * |
| * | The next 12 fields contain | * |
| * | employment and earnings by | * |
| * | months 1-4 | * |
| * | | * |

1

WAGE/SALARY

| DATA | SIZE | BEGIN |
|------------|---|-------|
| * | WS-EMP-1....4 | * |
| * | WS-REC-1....4 | * |
| * | WS-AMT-1....4 | * |
| * | | * |
| D WS-EMP-1 | 1 | 28 |
| | Number of weeks employed this month (1) | |
| U | Persons 15 years old and older | |
| V 0 | .None or not in universe if classwk = 6 | |
| 1 | .1 week | |
| 2 | .2 weeks | |
| 3 | .3 weeks | |
| 4 | .4 weeks | |
| 5 | .5 weeks | |
| D WS-EMP-2 | 1 | 29 |
| | Number of weeks employed this month (2) | |
| U | Persons 15 years old and older | |
| V 0 | .None or not in universe if classwk = 6 | |
| 1 | .1 week | |
| 2 | .2 weeks | |
| 3 | .3 weeks | |
| 4 | .4 weeks | |
| 5 | .5 weeks | |
| D WS-EMP-3 | 1 | 30 |
| | Number of weeks employed this month (3) | |
| U | Persons 15 years old and older | |
| V 0 | .None or not in universe if classwk = 6 | |
| 1 | .1 week | |
| 2 | .2 weeks | |
| 3 | .3 weeks | |
| 4 | .4 weeks | |
| 5 | .5 weeks | |
| D WS-EMP-4 | 1 | 31 |
| | Number of weeks employed this month (4) | |
| U | Persons 15 years old and older | |
| V 0 | .None or not in universe if classwk = 6 | |
| 1 | .1 week | |
| 2 | .2 weeks | |


Vertical line on the left side of the page.

Horizontal line at the bottom left of the page.

Small vertical mark at the bottom right corner.

WAGE/SALARY

| DATA | SIZE | BEGIN |
|--|------------------|-------|
| 3 .3 weeks | | |
| 4 .4 weeks | | |
| 5 .5 weeks | | |
| D WS-REC-1 | 1 | 32 |
| Were earnings received this month (1) | | |
| U Persons 15 years old and older | | |
| V 0 | .Not in universe | |
| 1 | .Yes | |
| 2 | .No | |
| D WS-REC-2 | 1 | 33 |
| Were earnings received this month (2) | | |
| U Persons 15 years old and older | | |
| V 0 | .Not in universe | |
| 1 | .Yes | |
| 2 | .No | |
| D WS-REC-3 | 1 | 34 |
| Were earnings received this month (3) | | |
| U Persons 15 years old and older | | |
| V 0 | .Not in universe | |
| 1 | .Yes | |
| 2 | .No | |
| D WS-REC-4 | 1 | 35 |
| Were earnings received this month (4) | | |
| U Persons 15 years old and older | | |
| V 0 | .Not in universe | |
| 1 | .Yes | |
| 2 | .No | |
| D WS-AMT-1 | 5 | 36 |
| What is the dollar amount of the earnings from this job for this month (1). Range = 0,33332. | | |
| U Persons 15 years old and older | | |
| D WS-AMT-2 | 5 | 41 |
| What is the dollar amount of the earnings from this job for this month (2). Range = 0,33332. | | |
| U Persons 15 years old and older | | |



WAGE/SALARY

| DATA | SIZE | BEGIN |
|---|------|-------|
| D WS-AMT-3 | 5 | 46 |
| What is the dollar amount of the earnings from this job for this month (3). Range = 0,33332. | | |
| U Persons 15 years old and older | | |
| D WS-AMT-4 | 5 | 51 |
| What is the dollar amount of the earnings from this job for this month (4). Range = 0,33332. | | |
| U Persons 15 years old and older | | |
| D SC2002 | 1 | 56 |
| Check item E3. | | |
| Enter employer I.D. number from control card item 42; or if a new employer, enter next available number. Employer ID number = 1-9 | | |
| U Persons 15 years old and older | | |
| V 0 .Not answered | | |
| D SC2012 | 1 | 57 |
| Was ... an employee of ... | | |
| U Persons 15 years old and older | | |
| V 0 .Not answered | | |
| 1 .A private company or individual | | |
| 2 .Federal government (exclude Armed Forces) | | |
| 3 .State government | | |
| 4 .Local government | | |
| 5 .Armed forces | | |
| 6 .Unpaid in family business or farm | | |
| D SC2014 | 1 | 58 |
| Was ... employed by ... during the month period | | |
| U Persons 15 years old and older | | |
| V 0 .Not in universe | | |
| 1 .Yes - skip to SC2024 | | |
| 2 .No | | |
| * | | * |
| * The next 4 fields (SC2016 through SC2022) are possible answers to the question: | | |
| * | | * |
| * | | * |
| * When was ... employed by ... during this 4-month period (month & day) | | |
| * | | * |

220

WAGE/SALARY

| DATA | SIZE | BEGIN |
|-------------------------------------|------|-------|
| D SC2016 | 2 | 59 |
| "From" month (1-12) | | |
| U Persons 15 years old and older | | |
| V 00 .Not in universe | | |
| D SC2018 | 2 | 61 |
| "From" day (1-31) | | |
| U Persons 15 years old and older | | |
| V 00 .Not in universe | | |
| D SC2020 | 2 | 63 |
| "To" month (1-12) | | |
| U Persons 15 years old and older | | |
| V 00 .Not in universe | | |
| D SC2022 | 2 | 65 |
| "To" day (1-31) | | |
| U Persons 15 years old and older | | |
| V 00 .Not in universe | | |
| D SC2024 | 2 | 67 |
| How many hours per week did ... | | |
| usually work at this job | | |
| Hours = 1,99. | | |
| U Persons 15 years old and older | | |
| V -3 .None | | |
| 00 .Not in universe | | |
| D SC2026 | 1 | 69 |
| Was ... paid by the hour on this | | |
| job | | |
| U Persons 15 years old and older | | |
| V 0 .Not in universe | | |
| 1 .Yes | | |
| 2 .No - skip to SC2030 | | |
| D SC2028 | 4 | 70 |
| What was ...'s regular hourly pay | | |
| rate (\$52 maximum) at the end | | |
| of ... Range = 0.6200. Two | | |
| implied decimals. | | |
| U Persons 15 years old and older | | |
| V 0000 .Not in universe | | |
| D SC2030 | 1 | 74 |
| During the 4-month period how often | | |
| was ... paid on this job | | |
| U Persons 15 years old and older | | |

WAGE/SALARY

| DATA | SIZE | BEGIN |
|---------------------------------------|------|-------|
| V D .Not in universe | | |
| 1 .Once a week | | |
| 2 .Once each 2 weeks | | |
| 3 .Once a month | | |
| 4 .Twice a month | | |
| 5 .Some other way | | * |
| * | | * |
| * The next 4 fields (SC2032 through | | * |
| * SC2038) contain income amounts | | * |
| * before tax deduction | | * |
| * | | * |
| D SC2032 | 5 | 75 |
| What was the total amount of pay | | |
| that ... received before deductions | | |
| on this job last month. In dollars. | | |
| Range = -3,33332. | | |
| U Persons 15 years old and older | | |
| V -0003 .None | | |
| 00000 .Not in universe | | |
| D SC2034 | 5 | 80 |
| What was the total amount of pay | | |
| that ... received before deductions | | |
| on this job 2 months ago. In dollars. | | |
| Range = -3,33332. | | |
| U Persons 15 years old and older | | |
| V -0003 .None | | |
| 00000 .Not in universe | | |
| D SC2036 | 5 | 85 |
| What was the total amount of pay | | |
| that ... received before deductions | | |
| on this job 3 months ago. In dollars. | | |
| Range = -3,33332. | | |
| U Persons 15 years old and older | | |
| V -0003 .None | | |
| 00000 .Not in universe | | |
| D SC2038 | 5 | 90 |
| What was the total amount of pay | | |
| that ... received before deductions | | |
| on this job 4 months ago. In dollars. | | |
| Range = -3,33332. | | |
| U Persons 15 years old and older | | |
| V -0003 .None | | |
| 00000 .Not in universe | | |
| D SC2040 | 1 | 95 |
| Check item E4 | | |

1
2
3
4
5

222

WAGE/SALARY

DATA SIZE BEGIN

Is "DK" marked in all parts of
SC2032 through SC2038.

U Persons 15 years old and older

V 0 .Not in universe

1 .Yes

2 .No

D SC2042 1 96

If we were to call back later would
you (or ...) be able to provide us
with the amounts of pay ...
received in each of these months

U Persons 15 years old and older

V 0 .Not in universe

1 .Yes

2 .No

* *
* Wage and salary imputation flag *
* *

D WS-IMP01 1 97

Wage and salary imputation flag 1
Imputation of field 'WS-OCC'

V 0 .Not imputed

1 .Imputed

D WS-IMP02 1 98

Wage and salary imputation flag 2
Imputation of field 'WS-IND'

V 0 .Not imputed

1 .Imputed

D WS-IMP03 1 99

Wage and salary imputation flag 3
Imputation of field 'SC2012'

V 0 .Not imputed

1 .Imputed

D WS-IMP04 1 100

Wage and salary imputation flag 4
Imputation of field 'SC2026'

V 0 .Not imputed

1 .Imputed

D WS-IMP05 1 101

Wage and salary imputation flag 5
Imputation of field 'SC2028'

V 0 .Not imputed

1 .Imputed

1

2

3

4

WAGE/SALARY

| DATA | SIZE | BEGIN |
|--------------------------------------|-------------------|-------|
| D WS-IMPO6 | 1 | 102 |
| Wage and salary imputation flag 6 | | |
| Imputation of field 'SC2030' | | |
| V 0 | .Not imputed | |
| 1 | .Imputed | |
| D WS-CAL01 | 1 | 103 |
| Field 'SC2032' was calculated | | |
| V 0 | .Not calculated | |
| 1 | .Imputed input | |
| 2 | .No imputed input | |
| D WS-CAL02 | 1 | 104 |
| Field 'SC2034' was calculated | | |
| V 0 | .Not calculated | |
| 1 | .Imputed input | |
| 2 | .No imputed input | |
| D WS-CAL03 | 1 | 105 |
| Field 'SC2036' was calculated | | |
| V 0 | .Not calculated | |
| 1 | .Imputed input | |
| 2 | .No imputed input | |
| D WS-CAL04 | 1 | 106 |
| Field 'SC2038' was calculated | | |
| V 0 | .Not calculated | |
| 1 | .Imputed input | |
| 2 | .No imputed input | |
| D WS-PERID | 5 | 107 |
| Along with PSU/SEG/SER, identifies | | |
| the person to which this record | | |
| belongs. | | |
| Digits 1-2 are entry address ID, | | |
| Digits 3-5 are edited person number. | | |
| D WS-FILL | 1629 | 112 |
| Blank filler | | |

224

SELF-EMPLOYMENT

| DATA | SIZE | BEGIN | |
|------------|------|-------|---|
| D SESEQNUM | 5 | 1 | |
| | | | Sequence number of sample unit in which this record resides |
| U | | | All sample units |
| D SE-RCTYP | 2 | 6 | |
| | | | Record type indicator |
| U | | | Persons 15 years old and older |
| V | | | 60 Self-employment record |
| D SE-RCSEQ | 2 | 8 | |
| | | | Record sequence number within sample unit and record type |
| U | | | Persons 15 years old and older |
| D SE-ID | 9 | 10 | |
| | | | Identification number. Unique scrambled combination of the PSU (3 characters), segment (4 characters), and serial (2 characters) numbers of the original sample address. |
| U | | | Persons 15 years old and older |
| D SE-WAVE | 1 | 19 | |
| | | | Wave of data collection |
| U | | | Persons 15 years old and older |
| D SE-PINX | 2 | 20 | |
| | | | Index of person record that 'owns' this self-employment record |
| U | | | Persons 15 years old and older |
| D SE-OCC | 3 | 22 | |
| | | | Edited and imputed 3-digit (1980 census) occupation code See Appendix A-4 |
| U | | | Persons 15 years old and older |
| D SE-IND | 3 | 25 | |
| | | | Edited and imputed 3-digit (1980 census) industry code See Appendix A-5 |
| U | | | Persons 15 years old and older |
| * | | | * |
| * | | | * The next 12 fields contain |
| * | | | * business income by months 1-4 |
| * | | | * |
| * | | | * SE-WIB-1....4 |
| * | | | * |

SELF-EMPLOYMENT

| DATA | SIZE | BEGIN |
|---|------|-------|
| * SE-REC-1....4 | | * |
| * SE-AMT-1....4 | | * |
| * | | * |
| <input type="checkbox"/> SE-WUB-1 | 1 | 28 |
| Weeks with business this month (1). | | |
| <input type="checkbox"/> Persons 15 years old and older | | |
| <input checked="" type="checkbox"/> <input type="checkbox"/> .None | | |
| 1 .1 week | | |
| 2 .2 weeks | | |
| 3 .3 weeks | | |
| 4 .4 weeks | | |
| 5 .5 weeks | | |
| <input type="checkbox"/> SE-WUB-2 | 1 | 29 |
| Weeks with business this month (2). | | |
| <input type="checkbox"/> Persons 15 years old and older | | |
| <input checked="" type="checkbox"/> <input type="checkbox"/> .None | | |
| 1 .1 week | | |
| 2 .2 weeks | | |
| 3 .3 weeks | | |
| 4 .4 weeks | | |
| 5 .5 weeks | | |
| <input type="checkbox"/> SE-WUB-3 | 1 | 30 |
| Weeks with business this month (3). | | |
| <input type="checkbox"/> Persons 15 years old and older | | |
| <input checked="" type="checkbox"/> <input type="checkbox"/> .None | | |
| 1 .1 week | | |
| 2 .2 weeks | | |
| 3 .3 weeks | | |
| 4 .4 weeks | | |
| 5 .5 weeks | | |
| <input type="checkbox"/> SE-WUB-4 | 1 | 31 |
| Weeks with business this month (4). | | |
| <input type="checkbox"/> Persons 15 years old and older | | |
| <input checked="" type="checkbox"/> <input type="checkbox"/> .None | | |
| 1 .1 week | | |
| 2 .2 weeks | | |
| 3 .3 weeks | | |
| 4 .4 weeks | | |
| 5 .5 weeks | | |
| <input type="checkbox"/> SE-REC-1 | 1 | 32 |
| Did this person receive income from this business this month (1) | | |
| <input type="checkbox"/> Persons 15 years old and older | | |
| <input checked="" type="checkbox"/> <input type="checkbox"/> .Not in universe | | |

Vertical line on the left side of the page.

Vertical line on the right side of the page.

Horizontal line at the bottom of the page.

SELF-EMPLOYMENT

| DATA | SIZE | BEGIN |
|--|------|-------|
| 1 .Yes | | |
| 2 .No | | |
| D SE-REC-2 | 1 | 33 |
| Did this person receive income from this business this month (2) | | |
| U Persons 15 years old and older | | |
| V 0 .Not in universe | | |
| 1 .Yes | | |
| 2 .No | | |
| D SE-REC-3 | 1 | 34 |
| Did this person receive income from this business this month (3) | | |
| U Persons 15 years old and older | | |
| V 0 .Not in universe | | |
| 1 .Yes | | |
| 2 .No | | |
| D SE-REC-4 | 1 | 35 |
| Did this person receive income from this business this month (4) | | |
| U Persons 15 years old and older | | |
| V 0 .Not in universe | | |
| 1 .Yes | | |
| 2 .No | | |
| D SE-AMT-1 | 5 | 36 |
| Amount of income received this month (1). In dollars. | | |
| Range = 0,33332. | | |
| U Persons 15 years old and older | | |
| D SE-AMT-2 | 5 | 41 |
| Amount of income received this month (2). In dollars. | | |
| Range = 0,33332. | | |
| U Persons 15 years old and older | | |
| D SE-AMT-3 | 5 | 46 |
| Amount of income received this month (3). In dollars. | | |
| Range = 0,33332. | | |
| U Persons 15 years old and older | | |
| D SE-AMT-4 | 5 | 51 |
| Amount of income received this month (4). In dollars. | | |

1

2

3

4

SELF-EMPLOYMENT

DATA SIZE BEGIN

Range = 0,33332.

U Persons 15 years old and older

D SC2202 1 56

Check item 51.

Enter business I.D. number from
control card item 43; or if a
new business, enter next
available number. Business ID
number = 1-9

U Persons 15 years old and older

V 0 .Not answered

D SC2212 2 57

How many hours per week did ...
usually work at this business
Total hours = 1,99.

U Persons 15 years old and older

V -3.None

D SC2214 1 59

Do you think that the gross earnings
of this business will be \$1,000 or
more during the next 12 months

U Persons 15 years old and older

V C .Not in universe

1 .Yes

2 .No - skip to SC2260

D SC2216 1 60

Check item 52

Have questions SC2218 through SC2230
already been answered for this
business by another household member

U Persons 15 years old and older

V C .Not in universe

1 .Yes - skip to SC2232

2 .No

D SC2218 1 61

What was the total number of
employees working for this
business; be sure to include ...

U Persons 15 years old and older

V 0 .Not in universe

1 .1 employee

2 .2 employees

3 .3 - 5 employees


4 .6 or more employees

SELF-EMPLOYMENT

| DATA | SIZE | BEGIN | |
|--|------|-------|------------------------------------|
| <input type="checkbox"/> SC2220 | 1 | 62 | Was ...'s business incorporated |
| <input type="checkbox"/> Persons 15 years old and older | | | |
| <input checked="" type="checkbox"/> 0 .Not in universe | | | |
| 1 .Yes - skip to SC2224 | | | |
| 2 .No | | | |
| <input type="checkbox"/> SC2222 | 1 | 63 | Was ...'s business a sole |
| proprietorship or a partnership | | | |
| <input type="checkbox"/> Persons 15 years old and older | | | |
| <input checked="" type="checkbox"/> 0 .Not in universe | | | |
| 1 .Sole proprietorship - skip to SC2232 | | | |
| 2 .Partnership | | | |
| <input type="checkbox"/> SC2224 | 1 | 64 | Aside from ... were any other |
| members of this household owners or | | | |
| partners in this business | | | |
| <input type="checkbox"/> Persons 15 years old and older | | | |
| <input checked="" type="checkbox"/> 0 .Not in universe | | | |
| 1 .Yes | | | |
| 2 .No - skip to SC2232 | | | |
| * | | | * |
| * The next 3 fields (SC2226 through | | | * |
| * SC2230) are possible answers to | | | * |
| * the question: | | | * |
| * Which members (were owners or | | | * |
| * partners in this business) | | | * |
| * | | | * |
| <input type="checkbox"/> SC2226 | 3 | 65 | Person No. 101 - 999 |
| <input type="checkbox"/> Persons 15 years old and older | | | |
| <input checked="" type="checkbox"/> 000 .Not in universe | | | |
| <input type="checkbox"/> SC2228 | 3 | 68 | Person No. 101 - 199 |
| <input type="checkbox"/> Persons 15 years old and older | | | |
| <input checked="" type="checkbox"/> 000 .Not in universe | | | |
| <input type="checkbox"/> SC2230 | 3 | 71 | Person No. 101 - 999 |
| <input type="checkbox"/> Persons 15 years old and older | | | |
| <input checked="" type="checkbox"/> 000 .Not in universe | | | |
| <input type="checkbox"/> SC2232 | 1 | 74 | Was ... paid a regular salary from |

SELF-EMPLOYMENT

| DATA | SIZE | BEGIN |
|------|--------|--|
| | | |
| | | this business during the 4-month period |
| U | | Persons 15 years old and older |
| V | 0 | .Not in universe |
| | 1 | .Yes |
| | 2 | .No |
| D | SC2234 | 1 75 |
| | | Did ... receive any (other) income from the business during this 4 month period |
| U | | Persons 15 years old and older |
| V | 0 | .Not in universe |
| | 1 | .Yes |
| | 2 | .No |
| D | SC2236 | 1 76 |
| | | Check item 63 |
| | | Is "yes" marked in either SC2232 or SC2234 |
| U | | Persons 15 years old and older |
| V | 0 | .Not in universe |
| | 1 | .Yes |
| | 2 | .No - skip to SC2250 |
| * | | * |
| * | | The next 4 fields (SC2238 through |
| * | | SC2244) contain business income |
| * | | by month |
| * | | * |
| D | SC2238 | 5 77 |
| | | What was the total amount of income that ... received from this business last month. In dollars. Range = -3,33332. |
| U | | Persons 15 years old and older |
| V | -0003 | .None |
| | 00000 | .Not in universe |
| D | SC2240 | 5 82 |
| | | What was the total amount of income that ... received from this business 2 months ago. In dollars. Range = -3,33332. |
| U | | Persons 15 years old and older |
| V | -0003 | .None |
| | 00000 | .Not in universe |
| D | SC2242 | 5 87 |
| | | What was the total amount of income |



SELF-EMPLOYMENT

| DATA | SIZE | BEGIN |
|------|------|-------|
|------|------|-------|

that ... received from this
business 3 months ago. In dollars.
Range = -3,33332.

U Persons 15 years old and older
V -0003 .None
00000 .Not in universe

| | | |
|----------|---|----|
| D SC2244 | 5 | 92 |
|----------|---|----|

What was the total amount of income
that ... received from this
business 4 months ago. In dollars.
Range = -3,33332.

U Persons 15 years old and older
V -0003 .None
00000 .Not in universe

| | | |
|----------|---|----|
| D SC2246 | 1 | 97 |
|----------|---|----|

Check item S4
is "DK" marked in all parts of
SC2238 - SC2244.

U Persons 15 years old and older
V 0 .Not in universe
1 .Yes
2 .No - skip to SC2250

| | | |
|----------|---|----|
| D SC2248 | 1 | 98 |
|----------|---|----|

If I were to call back later would
you (or ...) be able to provide us
with the amounts of income ...
received in each of these months

U Persons 15 years old and older
V 0 .Not in universe
1 .Yes
2 .No

| | | |
|----------|---|----|
| D SC2250 | 1 | 99 |
|----------|---|----|

Check item S5
Is this business incorporated

U Persons 15 years old and older
V 0 .Not in universe
1 .Yes
2 .No


| | | |
|----------|---|-----|
| D SC2252 | 1 | 100 |
|----------|---|-----|

Check item S6
Has information about the net
profit (or loss) for this business
already been obtained by another



SELF-EMPLOYMENT

| DATA | SIZE | BEGIN |
|--|------|------------------------------------|
| household member- | | |
| U Persons 15 years old and older | | |
| V 0 | | .Not in universe |
| 1 | | .Yes |
| 2 | | .No |
| D SC2254 | 1 | 101 |
| Can...give an estimate of the net profit (or loss) during the 4-month period shown on the calendar | | |
| U Persons 15 years old and older | | |
| V 0 | | .Not in universe |
| 1 | | .Yes |
| 2 | | .No |
| D SC2256 | 6 | 102 |
| What was the net profit (or loss) from this business during the 4-month period. In dollars. | | |
| Range = -33332,33332. | | |
| U Persons 15 years old and older | | |
| V 000000 | | .Not in universe |
| D SC2260 | 5 | 106 |
| About how much did ... earn from this business after expenses during the 4-month period. In dollars. | | |
| Range = -3,33332. | | |
| U Persons 15 years old and older | | |
| V -0003 | | .None |
| 00000 | | .Not in universe |
| * | | * |
| * | | Self-employment imputation flags * |
| * | | * |
| D SE-IMP01 | 1 | 113 |
| Self-employment imputation flag 1 | | |
| Imputation of field 'SE-OCC' | | |
| V 0 | | .Not imputed |
| 1 | | .Imputed |
| D SE-IMP02 | 1 | 114 |
| Self-employment imputation flag 2 | | |
| Imputation of field 'SE-INC' | | |
| V 0 | | .Not imputed |
| 1 | | .Imputed |
| D SE-IMP03 | 1 | 115 |
| Self-employment imputation flag 3 | | |



SELF-EMPLOYMENT


| DATA | SIZE | BEGIN |
|--|------|--------------|
| Imputation of field 'SC2214' | | |
| V 3 | | .Not imputed |
| 1 | | .Imputed |
| D SE-IMP04 | 1 | 116 |
| Self-employment imputation flag 4 | | |
| Imputation of field 'SC2218' | | |
| V 0 | | .Not imputed |
| 1 | | .Imputed |
| D SE-IMP05 | 1 | 117 |
| Self-employment imputation flag 5 | | |
| Imputation of field 'SC2220' | | |
| V 0 | | .Not imputed |
| 1 | | .Imputed |
| D SE-IMP06 | 1 | 118 |
| Self-employment imputation flag 6 | | |
| Imputation of field 'SC2222' | | |
| V 0 | | .Not imputed |
| 1 | | .Imputed |
| D SE-IMP07 | 1 | 119 |
| Self-employment imputation flag 7 | | |
| Imputation of field 'SC2232' | | |
| V 0 | | .Not imputed |
| 1 | | .Imputed |
| D SE-IMP08 | 1 | 120 |
| Self-employment imputation flag 8 | | |
| Imputation of field 'SC2234' | | |
| V 0 | | .Not imputed |
| 1 | | .Imputed |
| D SE-IMP09 | 1 | 121 |
| Self-employment imputation flag 9 | | |
| Imputation of field 'SC2254' | | |
| V 0 | | .Not imputed |
| 1 | | .Imputed |
| D SE-IMP10 | 1 | 122 |
| Self-employment imputation flag 10 | | |
| Imputation of fields 'SC2256' / 'SC2258' | | |
| V 0 | | .Not imputed |
| 1 | | .Imputed |
| D SE-IMP11 | 1 | 123 |
| Self-employment imputation flag 11 | | |

SELF-EMPLOYMENT

| DATA | SIZE | BEGIN |
|---|------|-------------------|
| Imputation of field 'SC2260' | | |
| V 0 | | .Not imputed |
| 1 | | .Imputed |
| D SE-CAL01 | 1 | 124 |
| Field 'SC2239' was calculated | | |
| V 0 | | .Not calculated |
| 1 | | .Imputed input |
| 2 | | .No imputed input |
| D SE-CAL02 | 1 | 125 |
| Field 'SC2240' was calculated | | |
| V 0 | | .Not calculated |
| 1 | | .Imputed input |
| 2 | | .No imputed input |
| D SE-CAL03 | 1 | 125 |
| Field 'SC2242' was calculated | | |
| V 0 | | .Not calculated |
| 1 | | .Imputed input |
| 2 | | .No imputed input |
| D SE-CAL04 | 1 | 127 |
| Field 'SC2244' was calculated | | |
| V 0 | | .Not calculated |
| 1 | | .Imputed input |
| 2 | | .No imputed input |
| D SE-PERID | 5 | 128 |
| Along with PSU/SEG/SER, identifies the person to which this record belongs. | | |
| Digits 1-2 are entry address ID. | | |
| Digits 3-5 are edited person number. | | |
| D SE-FILL | 1608 | 133 |
| Blank filler | | |


GENERAL TYPE 1

| DATA | SIZE | BEGIN |
|---|---------------|-------|
| D G1SECNUM | 5 | 1 |
| Sequence number of sample unit in which this record resides | | |
| U All sample units | | |
| D G1-RCTYP | 2 | 6 |
| Record type indicator | | |
| U General-Type 1 | | |
| V 70.Type 1 general amounts income record | | |
| D G1-RCSEQ | 2 | 8 |
| Record sequence number within sample unit and record type | | |
| U General-Type 1 | | |
| D G1-ID | 9 | 10 |
| Identification number Unique scrambled combination of the PSU (3 characters), segment (4 characters), and serial (2 characters) numbers of the original sample address | | |
| U General-Type 1 | | |
| D G1-WAVE | 1 | 19 |
| Wave of data collection | | |
| U General-Type 1 | | |
| D G1-PINX | 2 | 20 |
| Index of person record that 'owns' this type 1 general amounts income record | | |
| U Persons receiving a specific income type | | |
| * | | * |
| * The next 16 fields contain income * | | |
| * reciprocity by months 1-4 * | | |
| * | | * |
| * | G1-REC-1....4 | * |
| * | G1-AMT-1....4 | * |
| * | SS-REC-1....4 | * |
| * | SS-AMT-1....4 | * |
| * | | * |
| D G1-REC-1 | 1 | 22 |
| Reciprocity of income from this source Month 1 of the reference period | | |
| U Persons receiving a specific income type (ISS codes 1-75) for this month | | |



GENERAL TYPE 1

| DATA | SIZE | BEGIN |
|--|------|-------|
| V 1 .Yes 2 .No | | |
| D G1-REC-2 | 1 | 23 |
| Reciency of income from this source Month 2 of the reference period | | |
| U Persons receiving a specific income type (ISS codes 1-75) for this month | | |
| V 1 .Yes 2 .No | | |
| D G1-REC-3 | 1 | 24 |
| Reciency of income from this source Month 3 of the reference period | | |
| U Persons receiving a specific income type (ISS codes 1-75) for this month | | |
| V 1 .Yes 2 .No | | |
| D G1-REC-4 | 1 | 25 |
| Reciency of income from this source Month 4 of the reference period | | |
| U Persons receiving a specific income type (ISS codes 1-75) for this month | | |
| V 1 .Yes 2 .No | | |
| D G1-AMT-1 | 5 | 26 |
| Amount of this income type received Month 1 of the reference period Range = 0.33332. In dollars. | | |
| U Persons receiving a specific income type (ISS codes 1-75) for this month | | |
| D G1-AMT-2 | 5 | 31 |
| Amount of this income type received Month 2 of the reference period Range = 0.33332. In dollars. | | |
| U Persons receiving a specific income type (ISS codes 1-75) for this month | | |
| D G1-AMT-3 | 5 | 36 |
| Amount of this income type received Month 3 of the reference period Range = 0.33332. In dollars. | | |
| U Persons receiving a specific income type (ISS codes 1-75) for this month | | |
| D G1-AMT-4 | 5 | 41 |
| Amount of this income type received | | |



GENERAL TYPE 1

| DATA | SIZE | BEGIN |
|------|------|-------|
|------|------|-------|

Month 4 of the reference period
Range = 0,33332. In dollars.

U Persons receiving a specific income type
(ISS codes 1-75) for this month

| | | |
|-----------|---|----|
| D KIDSS-1 | 1 | 46 |
|-----------|---|----|

Reciency of Social Security/
railroad retirement income for
children. Month 1 of the
reference period

U Children age 0-17 years old

V 0 .Not in universe

1 .Yes

2 .No

| | | |
|-----------|---|----|
| D KIDSS-2 | 1 | 47 |
|-----------|---|----|

Reciency of Social Security/
railroad retirement income for
children. Month 2 of the
reference period

U Children age 0-17 years old

V 0 .Not in universe

1 .Yes

2 .No

| | | |
|-----------|---|----|
| D KIDSS-3 | 1 | 48 |
|-----------|---|----|

Reciency of Social Security/
railroad retirement income for
children. Month 3 of the
reference period

U Children age 0-17 years old

V 0 .Not in universe

1 .Yes

2 .No

| | | |
|-----------|---|----|
| D KIDSS-4 | 1 | 49 |
|-----------|---|----|

Reciency of Social Security/
railroad retirement income for
children. Month 4 of the
reference period

U Children age 0-17 years old

V 0 .Not in universe

1 .Yes

2 .No

| | | |
|------------|---|----|
| D KIDAMT-1 | 4 | 50 |
|------------|---|----|


Amount of Social Security/railroad
retirement income received for

GENERAL TYPE 1

| DATA | SIZE | BEGIN |
|------------|------|--|
| | | children. Month 1 of the reference period. Range = 0,5000. In dollars. |
| U | | Children age 0-17 years old |
| D KIDAMT-2 | 4 | 54 |
| | | Amount of Social Security/railroad retirement income received for children. Month 2 of the reference period. Range = 0,5000. In dollars. |
| U | | Children age 0-17 years old |
| D KIDAMT-3 | 4 | 58 |
| | | Amount of Social Security/railroad retirement income received for children. Month 3 of the reference period. Range = 0,5000. In dollars. |
| U | | Children age 0-17 years old |
| D KIDAMT-4 | 4 | 62 |
| | | Amount of Social Security/railroad retirement income received for children. Month 4 of the reference period. Range = 0,5000. In dollars. |
| U | | Children age 0-17 years old |
| D SSRECIND | 2 | 66 |
| | | Social Security/railroad retirement reciprocity indicator |
| U | | All household members |
| V D | | Not in universe |
| 1 | | Adult benefits received in own name only |
| 2 | | Only adult benefits received jointly with spouse |
| 3 | | Only child benefits received |
| 4 | | Adult benefits received in own name and child benefits received |
| 5 | | Adult benefits received jointly with spouse and child benefits received |
| D SC3000 | 2 | 67 |
| | | You said ... received ... income during the 4-month period. Income source list. See appendix A-1 |
| U | | All household members |
| D SC3002 | 1 | 69 |
| | | Check item A1 |
| | | Mark the income type code |


GENERAL TYPE 1

| DATA | SIZE | BEGIN |
|--|------|--|
| U All household members | | |
| V 1 | | .ISS code 1 or 2 (SS or RR) |
| 2 | | .ISS code 25 (WIC) - skip to SC3138 through SC3144 |
| 3 | | .ISS code 27 (food stamps) - skip to SC3100 |
| 4 | | .Other ISS codes - skip to SC3016 through SC3030 |
| D SC3004 | 1 | 70 |
| | | Check item A2 |
| | | Is ... a designated parent, or guardian of children under age 18 |
| U Household members age 15 years or older | | |
| V 0 | | .Not in universe |
| 1 | | .Yes |
| 2 | | .No - skip to SC3010 |
| D SC3006 | 1 | 71 |
| | | During this 4-month period, were any separate payments from Social Security/railroad retirement received especially for the children |
| U Household members age 15 years or older receiving Social Security/railroad retirement (ISS codes 1,2) | | |
| V 0 | | .Not in universe |
| 1 | | .Yes |
| 2 | | .No - skip to SC3010 |
| D SC3008 | 1 | 72 |
| | | Did ... also receive a separate payment for (himself/herself) during any of these months |
| U Household members age 15 years or older receiving Social Security/railroad retirement (ISS codes 1, 2) | | |
| V 0 | | .Not in universe |
| 1 | | .Yes |
| 2 | | .No - skip to SC3070 through SC3084 |
| D SC3010 | 1 | 73 |
| | | Check item A3 |
| | | Is ... married |
| U Household members age 15 years or older receiving Social Security/railroad retirement (ISS codes 1, 2) | | |
| V 0 | | .Not in universe |



GENERAL TYPE 1

| DATA | SIZE | BEGIN |
|--|------|-------|
| 1 .Yes | | |
| 2 .No - skip to SC3016 through SC3030 | | |
| D SC3012 | 1 | 74 |
| Did ... receive Social Security/ railroad retirement jointly with ... 's spouse | | |
| U Married household members age 15 years or older receiving Social Security/ railroad retirement (ISS codes 1, 2) | | |
| V 0 .Not in universe | | |
| 1 .Yes | | |
| 2 .No - skip to SC3016 through SC3030 | | |
| D SC3014 | 1 | 75 |
| Check item A4 Has information about the amount received by ... from the income source entered in SC3000 already been recorded during an interview for ... 's spouse | | |
| U Married household members age 15 years or older receiving a specific income type (ISS codes 1-24 or 28-75) | | |
| V 0 .Not in universe | | |
| 1 .Yes - skip to next ISS code | | |
| 2 .No | | |
| * | | * |
| * The next 8 fields (SC3016 through | | * |
| * SC3030) contain income for the | | * |
| * last 4 months. | | * |
| * | | * |
| D SC3016 | 1 | 76 |
| Did ... receive any ... income last month | | |
| U Persons age 15 years or older receiving a specific income type (ISS codes 1-24 or 28-75) which could also include payments for children | | |
| V 0 .Not in universe | | |
| 1 .Yes | | |
| 2 .No | | |
| D SC3018 | 5 | 77 |
| How much did ... receive last month, in dollars. Range = 0;33332. | | |
| U Persons age 15 years or older receiving | | |




GENERAL TYPE 1

| DATA | SIZE | BEGIN |
|---|------|------------------|
| a specific income type (ISS codes 1-24 or 28-75) which could also include payments for children | | |
| V 00000 | | .Not in universe |
| D SC3020 | 1 | 82 |
| Did ... receive any ... income 2 months ago | | |
| U Persons age 15 years or older receiving a specific income type (ISS codes 1-24 or 28-75) which could also include payments for children | | |
| V 0 | | .Not in universe |
| 1 | | .Yes |
| 2 | | .No |
| D SC3022 | 5 | 83 |
| How much did ... receive 2 months ago. In dollars. Range = 0,33332. | | |
| U Persons age 15 years or older receiving a specific income type (ISS codes 1-24 or 28-75) which could also include payments for children | | |
| V 00000 | | .Not in universe |
| D SC3024 | 1 | 89 |
| Did ... receive any ... income 3 months ago | | |
| U Persons age 15 years or older receiving a specific income type (ISS codes 1-24 or 28-75) which could also include payments for children | | |
| V 0 | | .Not in universe |
| 1 | | .Yes |
| 2 | | .No |
| D SC3026 | 5 | 89 |
| How much did ... receive dollars. Range = 0,33332. | | |
| U Persons age 15 years or older receiving a specific income type (ISS codes 1-24 or 28-75) which could also include payments for children | | |
| V 00000 | | .Not in universe |
| D SC3028 | 1 | 94 |
| Did ... receive any ... income | | |


GENERAL TYPE 1

| DATA | SIZE | BEGIN |
|---|------------------------------------|-------|
| 4 months ago | | |
| U Persons age 15 years or older receiving a specific income type (ISS codes 1-24 or 28-75) which could also include payments for children | | |
| V 0 .Not in universe | | |
| 1 .Yes | | |
| 2 .No | | |
| D SC3030 | 5 | 95 |
| How much did ... receive dollars. | | |
| Range = 0,33332. | | |
| U Persons age 15 years or older receiving a specific income type (ISS codes 1-24 or 28-75) which could also include payments for children | | |
| V 00000 .Not in universe | | |
| D SC3032 | 1 | 100 |
| Check item A5 | | |
| Mark the income type code . | | |
| U Persons age 15 years or older receiving a specific income type | | |
| V 0 .Not in universe | | |
| 1 .ISS codes 1 or 2 - skip to SC3062 | | |
| 2 .ISS codes 8, 20, 21, 23, and 24 | | |
| 3 .All other income codes - skip to next ISS code | | |
| D SC3034 | 1 | 101 |
| Were all the people living here covered by ...'s payments | | |
| U Persons age 15 years or older receiving a specific income type (ISS codes 8, 20, 21, 23, or 24) | | |
| V 0 .Not in universe | | |
| 1 .Yes - skip to SC3056 | | |
| 2 .No | | |
| * | | * |
| * | The next 10 fields (SC3036 through | * |
| * | SC3054) are possible answers to | * |
| * | the question: | * |
| * | | * |
| * | Which persons were covered | * |
| * | | * |
| D SC3036 | 3 | 102 |
| Person No. 101-999 | | |



GENERAL TYPE 1

| DATA | SIZE | BEGIN |
|--|------|-------|
| U Household members, including children, receiving a specific income type (ISS codes 8, 20, 21, 23, or 24) | | |
| V 000 .Not in universe | | |
| D SC3038 | 3 | 105 |
| Person No. 101-999 | | |
| U Household members, including children, receiving a specific income type (ISS codes 8, 20, 21, 23, or 24) | | |
| V 000 .Not in universe | | |
| D SC3040 | 3 | 108 |
| Person No. 101-999 | | |
| U Household members, including children, receiving a specific income type (ISS codes 8, 20, 21, 23, or 24) | | |
| V 000 .Not in universe | | |
| D SC3042 | 3 | 111 |
| Person No. 101-999 | | |
| U Household members, including children, receiving a specific income type (ISS codes 8, 20, 21, 23, or 24) | | |
| V 000 .Not in universe | | |
| D SC3044 | 3 | 114 |
| Person No. 101-999 | | |
| U Household members, including children, receiving a specific income type (ISS codes 8, 20, 21, 23, or 24) | | |
| V 000 .Not in universe | | |
| D SC3046 | 3 | 117 |
| Person No. 101-999 | | |
| U Household members, including children, receiving a specific income type (ISS codes 8, 20, 21, 23, or 24) | | |
| V 000 .Not in universe | | |
| D SC3048 | 3 | 120 |
| Person No. 101-999 | | |
| U Household members, including children, receiving a specific income type (ISS codes 8, 20, 21, 23, or 24) | | |
| V 000 .Not in universe | | |
| D SC3050 | 3 | 123 |
| Person No. 101-999 | | |



GENERAL TYPE 1

| DATA | SIZE | BEGIN |
|--|------|-------|
| U Household members, including children, receiving a specific income type (ISS codes 8, 20, 21, 23, or 24) | | |
| V 000 .Not in universe | | |
| D SC3052 | 3 | 126 |
| Person No. 101-999 | | |
| U Household members, including children, receiving a specific income type (ISS codes 8, 20, 21, 23, or 24) | | |
| V 000 .Not in universe | | |
| D SC3054 | 3 | 129 |
| Person No. 101-999 | | |
| U Household members, including children, receiving a specific income type (ISS codes 8, 20, 21, 23, or 24) | | |
| V 000 .Not in universe | | |
| D SC3056 | 1 | 132 |
| Check item A6 Is this ISS code "8" | | |
| U Person age 15 years or older receiving a specific income type | | |
| V 0 .Not in universe | | |
| 1 .Yes | | |
| 2 .No - skip to next ISS code | | |
| D SC3060 | 2 | 133 |
| Is ... required to fill out an annual income questionnaire for the Veterans Administration | | |
| U Persons age 15 years or older receiving veterans compensation or pensions (ISS code 8) | | |
| V -1 .OK - skip to next ISS code | | |
| 00 .Not in universe | | |
| 01 .Yes - skip to next ISS code | | |
| 02 .No - skip to next ISS code | | |
| D SC3062 | 1 | 135 |
| Check item A8 Was this ISS code marked for ... in control card item 45 last reference period | | |
| U Persons age 15 years or older receiving Social Security/railroad retirement (ISS codes 1, 2) | | |
| V 0 .Not in universe | | |

GENERAL TYPE :

| DATA | SIZE | BEGIN |
|---|--|-------|
| 1 .Yes - skip to SC3068 | | |
| 2 .No | | |
| D SC3064 | 2 | 136 |
| Social Security/railroad retirement sends out two types of checks; which color check does ... receive | | |
| U | Persons age 15 years or older receiving Social Security/railroad retirement (ISS codes 1, 2) | |
| V -1 | .DK | |
| 00 | .Not in universe | |
| 01 | .Green | |
| 02 | .Gold | |
| 03 | .Other | |
| D SC3066 | 2 | 138 |
| Do ...'s payments usually come on the first of the month or the third | | |
| U | Persons age 15 years or older receiving Social Security/railroad retirement (ISS code 1, 2) | |
| V -1 | .DK | |
| 00 | .Not in universe | |
| 01 | .First | |
| 02 | .Third | |
| 03 | .Other | |
| D SC3068 | 1 | 140 |
| Check item A9 Were Social Security/railroad retirement payments received especially for the children | | |
| U | Children age 0-17 years old receiving Social Security/railroad retirement (ISS codes 1, 2) | |
| V 0 | .Not in universe | |
| 1 | .Yes | |
| 2 | .No - skip to next ISS code | |
| * | | * |
| * | The next 8 fields (SC3070 through | |
| * | SC3084) are possible answers to | |
| * | the question: | |
| * | | * |
| * | Were Social Security payments | |
| * | received for the children | |
| * | in the last 4 months | |
| * | | * |

GENERAL TYPE 1


| DATA | SIZE | BEGIN |
|--|------|-------|
| D SC3070 | 1 | 141 |
| Were Social Security/railroad retirement payments received for the children last month | | |
| U Children age 0-17 years old receiving Social Security/railroad retirement (ISS codes 1; 2) | | |
| V 0 .Not in universe | | |
| 1 .Yes | | |
| 2 .No | | |
| D SC3072 | 4 | 142 |
| How much was received last month | | |
| Range = 0;5000. In dollars. | | |
| U Children age 0-17 years old receiving Social Security/railroad retirement (ISS codes 1; 2) | | |
| V 0000 .Not in universe | | |
| D SC3074 | 1 | 146 |
| Were Social Security/railroad retirement payments received for the children 2 months ago | | |
| U Children age 0-17 years old receiving Social Security/railroad retirement (ISS codes 1;2) | | |
| V 0 .Not in universe | | |
| 1 .Yes | | |
| 2 .No | | |
| D SC3076 | 4 | 147 |
| How much was received | | |
| 2 months ago | | |
| Range = 0;5000. In dollars. | | |
| U Children age 0-17 years old receiving Social Security/railroad retirement (ISS codes 1; 2) | | |
| V 0000 .Not in universe | | |
| D SC3078 | 1 | 151 |
| Were Social Security/railroad retirement payments received for the children 3 months ago | | |
| U Children age 0-17 years old receiving Social Security/railroad retirement (ISS codes 1; 2) | | |
| V 0 .Not in universe | | |
| 1 .Yes | | |
| 2 .No | | |

GENERAL TYPE 1

| DATA | SIZE | BEGIN |
|--|-----------------------------------|-------|
| D SC3080 | 4 | 152 |
| How much was received 3 months ago Range = 0,5000. In dollars. | | |
| U Children age 0-17 years old receiving Social Security/railroad retirement (ISS codes 1; 2) | | |
| V 0000 .Not in universe | | |
| D SC3082 | 1 | 156 |
| Were Social Security/railroad retirement payments received for the children 4 months ago | | |
| U Children age 0-17 years old receiving Social Security/railroad retirement (ISS codes 1; 2) | | |
| V 0 .Not in universe | | |
| 1 .Yes | | |
| 2 .No | | |
| D SC3084 | 4 | 157 |
| How much was received 4 months ago Range = 0,5000. In dollars. | | |
| U Children age 0-17 years old receiving Social Security/railroad retirement (ISS codes 1; 2) | | |
| V 0000 .Not in universe | | |
| D SC3086 | 1 | 161 |
| Were all children living here covered by these payments | | |
| U Children age 0-17 years old receiving Social Security/railroad retirement (ISS codes 1; 2) | | |
| V 0 .Not in universe | | |
| 1 .Yes - skip to next ISS code | | |
| 2 .No | | |
| * | | * |
| * | The next 6 fields (SC3086 through | * |
| * | SC3098) are possible answers to | * |
| * | the question: | * |
| * | | * |
| * | Which children were covered | * |
| * | | * |
| D SC3088 | 3 | 162 |
| Person No. 101-999 | | |

GENERAL TYPE 1

| DATA | SIZE | BEGIN |
|--|------|-------|
| U Children age 0-17 years old receiving Social Security/railroad retirement (ISS codes 1, 2) | | |
| V 000 .Not in universe | | |
| D SC3090 | 3 | 165 |
| Person No. 101-999 | | |
| U Children age 0-17 years old receiving Social Security/railroad retirement (ISS codes 1, 2) | | |
| V 000 .Not in universe | | |
| D SC3092 | 3 | 168 |
| Person No. 101-999 | | |
| U Children age 0-17 years old receiving Social Security/railroad retirement (ISS codes 1, 2) | | |
| V 000 .Not in universe | | |
| D SC3094 | 3 | 171 |
| Person No. 101-999 | | |
| U Children age 0-17 years old receiving Social Security/railroad retirement (ISS codes 1, 2) | | |
| V 000 .Not in universe | | |
| D SC3096 | 3 | 174 |
| Person No. 101-999 | | |
| U Children age 0-17 years old receiving Social Security/railroad retirement (ISS codes 1, 2) | | |
| V 000 .Not in universe | | |
| D SC3098 | 3 | 177 |
| Person No. 101-999 | | |
| U Children age 0-17 years old receiving Social Security/railroad retirement (ISS codes 1, 2) | | |
| V 000 .Not in universe | | |
| D SC3100 | 1 | 180 |
| Were all the people living here covered under ...'s food stamp allotment | | |
| U Household members, including children, covered by food stamp allotment | | |
| V 0 .Not in universe | | |
| 1 .Yes - skip to SC3122 through SC3136 | | |
| 2 .No | | |




GENERAL TYPE 1

| DATA | SIZE | BEGIN |
|---|------|----------------------------|
| * * The next 10 fields (SC3102 through * * SC3120) are possible answers to * * the question: * * * * Which persons were covered * * | | * * * * * * |
| D SC3102 Person No. 101-999 | 3 | 181 |
| U Household members, including children, covered by food stamp allotment | | |
| V 000 .Not in universe | | |
| D SC3104 Person No. 101-999 | 3 | 184 |
| U Household members, including children, covered by food stamp allotment | | |
| V 000 .Not in universe | | |
| D SC3106 Person No. 101-999 | 3 | 187 |
| U Household members, including children, covered by food stamp allotment | | |
| V 000 .Not in universe | | |
| D SC3108 Person No. 101-999 | 3 | 190 |
| U Household members, including children, covered by food stamp allotment | | |
| V 000 .Not in universe | | |
| D SC3110 Person No. 101-999 | 3 | 193 |
| U Household members, including children, covered by food stamp allotment | | |
| V 000 .Not in universe | | |
| D SC3112 Person No. 101-999 | 3 | 196 |
| U Household members, including children, covered by food stamp allotment | | |
| V 000 .Not in universe | | |
| D SC3114 Person No. 101-999 | 3 | 199 |
| U Household members, including children, covered by food stamp allotment | | |
| V 000 .Not in universe | | |

GENERAL TYPE 1

| DATA | SIZE | BEGIN |
|---|------|-------|
| D SC3116 | 3 | 202 |
| Person No. 101-999 | | |
| U Household members, including children, covered by food stamp allotment | | |
| V 000 .Not in universe | | |
| D SC3118 | 3 | 205 |
| Person No. 101-999 | | |
| U Household members, including children, covered by food stamp allotment | | |
| V 000 .Not in universe | | |
| D SC3120 | 3 | 208 |
| Person No. 101-999 | | |
| U Household members, including children, covered by food stamp allotment | | |
| V 000 .Not in universe | | |
| * | | * |
| * The next 8 fields (SC3122 through | | |
| * SC3136) are possible answers to | | |
| * the question: | | |
| * | | * |
| * Did... receive any food stamps | | |
| * in... in the last 4 months. | | |
| * | | * |
| D SC3122 | 1 | 211 |
| Did ... receive food stamps last month | | |
| U Household members, including children, covered by food stamp allotment | | |
| V 0 .Not in universe | | |
| 1 .Yes | | |
| 2 .No | | |
| D SC3124 | 3 | 212 |
| What was the total amount last month | | |
| Range = 0,800. In dollars. | | |
| U Household members, including children, covered by food stamp allotment | | |
| V 000 .Not in universe | | |
| D SC3126 | 1 | 215 |
| Did ... receive food stamps 2 months ago | | |
| U Household members, including children, covered by food stamp allotment | | |
| V 0 .Not in universe | | |



GENERAL TYPE 1

| DATA | SIZE | BEGIN |
|---|---|-------|
| * | | * |
| * Did ... receive any WIC vouchers | | * |
| * in ... in the last 4 months. | | * |
| * | | * |
| D SC3138 | 1 | 227 |
| Last month - skip to next ISS code | | |
| U Female household members receiving WIC vouchers | | |
| V 0 | .Not marked as a month receiving WIC vouchers | |
| 1 | .Marked as a month receiving WIC vouchers | |
| D SC3140 | 1 | 228 |
| 2 months ago - skip to next ISS code | | |
| U Female household members receiving WIC vouchers | | |
| V 0 | .Not marked as a month receiving WIC vouchers | |
| 1 | .Marked as a month receiving WIC vouchers | |
| D SC3142 | 1 | 229 |
| 3 months ago - skip to next ISS code | | |
| U Female household members receiving WIC vouchers | | |
| V 0 | .Not marked as a month receiving WIC vouchers | |
| 1 | .Marked as a month receiving WIC vouchers | |
| D SC3144 | 1 | 230 |
| 4 months ago - skip to next ISS code | | |
| U Female household members receiving WIC vouchers | | |
| V 0 | .Not marked as a month receiving WIC vouchers | |
| 1 | .Marked as a month receiving WIC vouchers | |
| * | | * |
| * General amounts 1 imputation flags | | * |
| * | | * |
| D GI-IMP01 | 1 | 231 |
| General amounts 1 imputation flag 1 | | |
| Imputation of field 'SC3008' | | |
| V 0 | .Not imputed | |
| 1 | .Imputed | |

252

GENERAL TYPE 1

| DATA | SIZE | BEGIN |
|---|--------------|-------|
| D G1-IMP02 | 1 | 232 |
| General amounts 1 imputation flag 2 Imputation of field 'SC3018' | | |
| V 0 | .Not imputed | |
| 1 | .Imputed | |
| D G1-IMP03 | 1 | 233 |
| General amounts 1 imputation flag 3 Imputation of field 'SC3022' | | |
| V 0 | .Not imputed | |
| 1 | .Imputed | |
| D G1-IMP04 | 1 | 234 |
| General amounts 1 imputation flag 4 Imputation of field 'SC3026' | | |
| V 0 | .Not imputed | |
| 1 | .Imputed | |
| D G1-IMP05 | 1 | 235 |
| General amounts 1 imputation flag 5 Imputation of field 'SC3030' | | |
| V 0 | .Not imputed | |
| 1 | .Imputed | |
| D G1-IMP06 | 1 | 236 |
| General amounts 1 imputation flag 6 Imputation of field 'SC3072' | | |
| V 0 | .Not imputed | |
| 1 | .Imputed | |
| D G1-IMP07 | 1 | 237 |
| General amounts 1 imputation flag 7 Imputation of field 'SC3076' | | |
| V 0 | .Not imputed | |
| 1 | .Imputed | |
| D G1-IMP08 | 1 | 238 |
| General amounts 1 imputation flag 8 Imputation of field 'SC3080' | | |
| V 0 | .Not imputed | |
| 1 | .Imputed | |
| D G1-IMP09 | 1 | 239 |
| General amounts 1 imputation flag 9 Imputation of field 'SC3084' | | |
| V 0 | .Not imputed | |
| 1 | .Imputed | |


GENERAL TYPE 1

| DATA | SIZE | BEGIN |
|--|--------------|-------|
| D G1-IMP10 | 1 | 240 |
| General amounts 1 imputation flag 10 Imputation of field 'SC3124' | | |
| V 0 | .Not imputed | |
| 1 | .Imputed | |
| D G1-IMP11 | 1 | 241 |
| General amounts 1 imputation flag 11 Imputation of field 'SC3126' | | |
| V 0 | .Not imputed | |
| 1 | .Imputed | |
| D G1-IMP12 | 1 | 242 |
| General amounts 1 imputation flag 12 Imputation of field 'SC3132' | | |
| V 0 | .Not imputed | |
| 1 | .Imputed | |
| D G1-IMP13 | 1 | 243 |
| General amounts 1 imputation flag 13 Imputation of field 'SC3136' | | |
| V 0 | .Not imputed | |
| 1 | .Imputed | |
| D G1-IMP14 | 1 | 244 |
| General amounts 1 imputation flag 14 Imputation of field 'SC3138' | | |
| V 0 | .Not imputed | |
| 1 | .Imputed | |
| D G1-IMP15 | 1 | 245 |
| General amounts 1 imputation flag 15 Imputation of field 'SC3140' | | |
| V 0 | .Not imputed | |
| 1 | .Imputed | |
| D G1-IMP16 | 1 | 246 |
| General amounts 1 imputation flag 16 Imputation of field 'SC3142' | | |
| V 0 | .Not imputed | |
| 1 | .Imputed | |
| D G1-IMP17 | 1 | 247 |
| General amounts 1 imputation flag 17 Imputation of field 'SC3144' | | |
| V 0 | .Not imputed | |
| 1 | .Imputed | |
| D G1-PERID | 5 | 248 |
| Along with PSU/SEG/SER, identifies | | |

254

GENERAL TYPE 1

| DATA | SIZE | BEGIN |
|---|------|--------------|
| the person to which this record belongs. Digits 1-2 are entry address ID. Digits 3-5 are edited person number. | | |
| V D | | .Not imputed |
| 1 | | .Imputed |
| D G1-FILLER | 1488 | 253 |
| Blank filler | | |



GENERAL TYPE 2

| DATA | SIZE | BEGIN |
|--|---------------|-------|
| D GZSEQNUM | 5 | 1 |
| Sequence number of sample unit in which this record resides | | |
| U All sample units | | |
| D GZ-RCTYP | 2 | 6 |
| Record type indicator | | |
| U General-Type 2 | | |
| V 80.Type 2 general amounts income record | | |
| D GZ-RCSEQ | 2 | 8 |
| Record sequence number within sample unit and record type | | |
| U General-Type 2 | | |
| D GZ-ID | 9 | 10 |
| Identification number. Unique scrambled combination of the PSU (3 characters), segment (4 characters), and serial (2 characters) numbers of the original sample address. | | |
| U General-Type 2 | | |
| D GZ-WAVE | 1 | 19 |
| Wave of data collection | | |
| U General-Type 2 | | |
| D GZ-PINX | 2 | 20 |
| Index of person record that 'owns' this type 2 general amounts income record | | |
| U Persons receiving a specific income type | | |
| * | | * |
| * The next 16 fields contain assets 100-103 by months 1-4. | | |
| * | | * |
| * | J100-W-1....4 | * |
| * | J100-A-1....4 | * |
| * | S100-W-1....4 | * |
| * | S100-A-1....4 | * |
| * | | * |
| D J100-W-1 | 1 | 22 |
| were assets 100 through 103 owned jointly with spouse in month 1 of the reference period. | | |
| U Assets 100-103 owned jointly by | | |

GENERAL TYPE 2

| DATA | SIZE | BEGIN |
|---|------|------------------|
| married couples | | |
| V 0 | | .Not in universe |
| 1 | | .Yes |
| 2 | | .No |
| D J100-W-2 | 1 | 23 |
| Were assets 100 through 103 owned jointly with spouse in month 2 of the reference period. | | |
| U Assets 100-103 owned jointly by married couples | | |
| V 0 | | .Not in universe |
| 1 | | .Yes |
| 2 | | .No |
| D J100-W-3 | 1 | 24 |
| Were assets 100 through 103 owned jointly with spouse in month 3 of the reference period. | | |
| U Assets 100-103 owned jointly by married couples | | |
| V 0 | | .Not in universe |
| 1 | | .Yes |
| 2 | | .No |
| D J100-W-4 | 1 | 25 |
| Were assets 100 through 103 owned jointly with spouse in month 4 of the reference period. | | |
| U Assets 100-103 owned jointly by married couples | | |
| V 0 | | .Not in universe |
| 1 | | .Yes |
| 2 | | .No |
| D J100-A-1 | 4 | 26 |
| Amount of interest income received jointly with spouse from income sources 100 through 103 for month 1 of the reference period. In dollars. Range = 0,2500. | | |
| U Assets 100-103 owned jointly by married couples | | |
| V 0000 | | .None |
| D J100-A-2 | 4 | 30 |
| Amount of interest income received jointly with spouse from income | | |

GENERAL TYPE 2


| DATA | SIZE | BEGIN |
|---|------|-------|
| sources 100 through 103 for month 2 of the reference period. In dollars. Range = 0,2500. | | |
| U Assets 100-103 owned jointly by married couples | | |
| V 0000 .None | | |
| D J103-A-3 | 4 | 34 |
| Amount of interest income received jointly with spouse from income sources 100 through 103 for month 3 of the reference period. In dollars. Range = 0,2500. | | |
| U Assets 100-103 owned jointly by married couples | | |
| V 0000 .None | | |
| D J100-A-4 | 4 | 38 |
| Amount of interest income received jointly with spouse from income sources 100 through 103 for month 4 of the reference period. In dollars. Range = 0,2500. | | |
| U Assets 100-103 owned jointly by married couples | | |
| V 0000 .None | | |
| D S100-W-1 | 1 | 42 |
| Were assets 100 through 103 owned in own name in month 1 of the reference period. | | |
| U Assets 100-103 owned by individual persons 15 years old and older | | |
| V 0 .Not in universe | | |
| 1 .Yes | | |
| 2 .No | | |
| D S100-W-2 | 1 | 43 |
| Were assets 100 through 103 owned in own name in month 2 of the reference period. | | |
| U Assets 100-103 owned by individual persons 15 years old and older | | |
| V 0 .Not in universe | | |
| 1 .Yes | | |
| 2 .No | | |
| D S100-W-3 | 1 | 44 |
| Were assets 100 through 103 owned in | | |

GENERAL TYPE 2

| DATA | SIZE | BEGIN |
|---|------|-------|
| own name in month 3 of the reference period. | | |
| U Assets 100-103 owned by individual persons 15 years old and older | | |
| V 0 .Not in universe | | |
| 1 .Yes | | |
| 2 .No | | |
| D S100-W-4 | 1 | 45 |
| Were assets 100 through 103 owned in own name in month 4 of the reference period. | | |
| U Assets 100-103 owned by individual persons 15 years old and older | | |
| V 0 .Not in universe | | |
| 1 .Yes | | |
| 2 .No | | |
| C S100-A-1 | 4 | 46 |
| Amount of interest income received in own name from income sources 100 through 103 for month 1 of the reference period. In dollars. Range = 0,2500. | | |
| U Assets 100-103 owned by individual persons 15 years old and older | | |
| V 0000 .None | | |
| D S100-A-2 | 4 | 50 |
| Amount of interest income received in own name from income sources 100 through 103 for month 2 of the reference period. In dollars. Range = 0,2500. | | |
| U Assets 100-103 owned by individual persons 15 years old and older | | |
| V 0000 .None | | |
| D S100-A-3 | 4 | 54 |
| Amount of interest income received in own name from income sources 100 through 103 for month 3 of the reference period. In dollars. Range = 0,2500. | | |
| U Assets 100-103 owned by individual persons 15 years old and older | | |
| V 0000 .None | | |

GENERAL TYPE 2

| DATA | SIZE | BEGIN |
|---|---------------|-------|
| D S100-A-4 | 4 | 58 |
| Amount of interest income received in own name from income sources 100 through 103 for month 4 of the reference period. In dollars. Range = 0,2500. | | |
| U Assets 100-103 owned by individual persons 15 years old and older | | |
| V 0000 .None | | |
| D JCALC100 | 1 | 62 |
| Were the fields "J100-A-1....4" calculated based on reported account balances | | |
| U Assets 100-103 owned jointly by married couples | | |
| V 0 .No; not calculated | | |
| 1 .Yes; interest was calculated | | |
| D OCALC100 | 1 | 63 |
| Were the fields "S100-A-1....4" calculated based on reported account balances | | |
| U Assets 100-103 owned by individual persons 15 years old and older | | |
| V 0 .No; not calculated | | |
| 1 .Yes; calculated | | |
| * | | * |
| * The next 16 fields contain * | | |
| * assets 104-107 by months 1-4. * | | |
| * | | * |
| * | J104-W-1....4 | * |
| * | J104-A-1....4 | * |
| * | S104-W-1....4 | * |
| * | S104-A-1....4 | * |
| * | | * |
| D J104-W-1 | 1 | 64 |
| Were assets 104 through 107 owned jointly with spouse in month 1 of the reference period. | | |
| U Assets 104-107 owned jointly by married couples | | |
| V 0 .Not in universe | | |
| 1 .Yes | | |
| 2 .No | | |
| D J104-W-2 | 1 | 65 |
| Were assets 104 through 107 owned | | |




260

GENERAL TYPE 2

| DATA | SIZE | BEGIN |
|--|------|-------|
| jointly with spouse in month 2 of the reference period. | | |
| U Assets 104-107 owned jointly by married couples | | |
| V 0 .Not in universe | | |
| 1 .Yes | | |
| 2 .No | | |
| D J104-W-3 | 1 | 66 |
| Were assets 104 through 107 owned jointly with spouse in month 3 of the reference period. | | |
| U Assets 104-107 owned jointly by married couples | | |
| V 0 .Not in universe | | |
| 1 .Yes | | |
| 2 .No | | |
| D J104-W-4 | 1 | 67 |
| Were assets 104 through 107 owned jointly with spouse in month 4 of the reference period. | | |
| U Assets 104-107 owned jointly by married couples | | |
| V 0 .Not in universe | | |
| 1 .Yes | | |
| 2 .No | | |
| D J104-A-1 | 4 | 68 |
| Amount of income received jointly with spouse from income sources 104 through 107 for month 1 of the reference period. In dollars. Range = 0,2500. | | |
| U Assets 104-107 owned jointly by married couples | | |
| V 0000 .None | | |
| D J104-A-2 | 4 | 72 |
| Amount of income received jointly with spouse from income sources 104 through 107 for month 2 of the reference period. In dollars. Range = 0,2500. | | |
| U Assets 104-107 owned jointly by married couples | | |
| V 0000 .None | | |
| D J104-A-3 | 4 | 76 |
| Amount of income received jointly | | |

GENERAL TYPE 2

| DATA | SIZE | BEGIN |
|--|------|-------|
| with spouse from income sources 104 through 107 for month 3 of the reference period. In dollars. Range = 0,2500. | | |
| U Assets 104-107 owned jointly by married couples | | |
| V 0000 .None | | |
| D J104-A-4 | 4 | 80 |
| Amount of income received jointly with spouse from income sources 104 through 107 for month 4 of the reference period. In dollars. Range = 0,2500. | | |
| U Assets 104-107 owned jointly by married couples | | |
| V 0000 .None | | |
| D S104-W-1 | 1 | 84 |
| Were assets 104 through 107 owned in own name in month 1 of the reference period. | | |
| U Assets 104-107 owned by individual persons 15 years old and older | | |
| V 0 .Not in universe | | |
| 1 .Yes | | |
| 2 .No | | |
| D S104-W-2 | 1 | 85 |
| Were assets 104 through 107 owned in own name in month 2 of the reference period. | | |
| U Assets 104-107 owned by individual persons 15 years old and older | | |
| V 0 .Not in universe | | |
| 1 .Yes | | |
| 2 .No | | |
| D S104-W-3 | 1 | 86 |
| Were assets 104 through 107 owned in own name in month 3 of the reference period. | | |
| U Assets 104-107 owned by individual persons 15 years old and older | | |
| V 0 .Not in universe | | |
| 1 .Yes | | |
| 2 .No | | |
| D S104-W-4 | 1 | 87 |
| Were assets 104 through 107 owned | | |



GENERAL TYPE 2

| DATA | SIZE | BEGIN |
|--|------|-------|
| in own name in month 4 of the reference period. | | |
| U Assets 104-107 owned by individual persons 15 years old and older | | |
| V 0 .Not in universe | | |
| 1 .Yes | | |
| 2 .No | | |
| D S104-A-1 | 4 | 88 |
| Amount of income received in own name from income sources 104 through 107 for month 1 of the reference period. In dollars. Range = 0,2500. | | |
| U Assets 104-107 owned by individual persons 15 years old and older | | |
| V 0000 .None | | |
| D S104-A-2 | 4 | 92 |
| Amount of income received in own name from income sources 104 through 107 for month 2 of the reference period. In dollars. Range = 0,2500. | | |
| U Assets 104-107 owned by individual persons 15 years old and older | | |
| V 0000 .None | | |
| D S104-A-3 | 4 | 96 |
| Amount of income received in own name from income sources 104 through 107 for month 3 of the reference period. In dollars. Range = 0,2500. | | |
| U Assets 104-107 owned by individual persons 15 years old and older | | |
| V 0000 .None | | |
| D S104-A-4 | 4 | 100 |
| Amount of income received in own name from income sources 104 through 107 for month 4 of the reference period. In dollars. Range = 0,2500. | | |
| U Assets 104-107 owned by individual persons 15 years old and older | | |
| V 0000 .None | | |



GENERAL TYPE 2

| DATA | SIZE | BEGIN |
|--|---------------|-------|
| D JCALC104 | 1 | 104 |
| Were the fields "J104-A-1....4" | | |
| calculated based on reported | | |
| account balances | | |
| U Assets 104-107 owned jointly by | | |
| married couples | | |
| V 0 .No, not calculated | | |
| 1 .Yes, interest was calculated | | |
| D OCALC104 | 1 | 105 |
| Were the fields "S104-A-1....4" | | |
| calculated based on reported | | |
| account balances | | |
| U Assets 104-107 owned by individual | | |
| persons 15 years old and older | | |
| V 0 .No, not calculated | | |
| 1 .Yes, calculated | | |
| * | | * |
| * The next 32 fields contain income * | | |
| * source code 110 (stocks or mutual * | | |
| * fund shares) by months 1-4. * | | |
| * | | * |
| * | J10-WD-1....4 | * |
| * | J10-AD-1....4 | * |
| * | S10-WD-1....4 | * |
| * | S10-AD-1....4 | * |
| * | J10-CD-1....4 | * |
| * | J10-AR-1....4 | * |
| * | S10-CD-1....4 | * |
| * | S10-AR-1....4 | * |
| * | | * |
| D J10-WD-1 | 1 | 106 |
| Were dividend checks received jointly | | |
| with spouse in month 1 of the | | |
| reference period. | | |
| U Asset 110 owned jointly by married couples | | |
| V 0 .Not in universe | | |
| 1 .Yes | | |
| 2 .No | | |
| D J10-WD-2 | 1 | 107 |
| Were dividend checks received jointly | | |
| with spouse in month 2 of the | | |
| reference period. | | |
| U Asset 110 owned jointly by married couples | | |
| V 0 .Not in universe | | |
| 1 .Yes | | |
| 2 .No | | |



GENERAL TYPE 2

| DATA | SIZE | BEGIN |
|---|------|-------|
| D J10-WD-3 | 1 | 108 |
| Were dividend checks received jointly with spouse in month 3 of the reference period. | | |
| U Asset 110 owned jointly by married couples | | |
| V 0 .Not in universe | | |
| 1 .Yes | | |
| 2 .No | | |
| D J10-WD-4 | 1 | 109 |
| Were dividend checks received jointly with spouse in month 4 of the reference period. | | |
| U Asset 110 owned jointly by married couples | | |
| V 0 .Not in universe | | |
| 1 .Yes | | |
| 2 .No | | |
| D J10-AD-1 | 4 | 110 |
| Amount of income received jointly with spouse from income source 110 for month 1 of the reference period. In dollars. Range = 0,2500. | | |
| U Asset 110 owned jointly by married couples | | |
| V 0000 .None | | |
| D J10-AD-2 | 4 | 114 |
| Amount of income received jointly with spouse from income source 110 for month 2 of the reference period. In dollars. Range = 0,2500. | | |
| U Asset 110 owned jointly by married couples | | |
| V 0000 .None | | |
| D J10-AD-3 | 4 | 118 |
| Amount of income received jointly with spouse from income source 110 for month 3 of the reference period. In dollars. Range = 0,2500. | | |
| U Asset 110 owned jointly by married couples | | |
| V 0000 .None | | |
| D J10-AD-4 | 4 | 122 |
| Amount of income received jointly with spouse from income source 110 for month 4 of the reference period. In dollars. Range = 0,2500. | | |
| U Asset 110 owned jointly by married couples | | |
| V 0000 .None | | |

GENERAL TYPE 2

| DATA | SIZE | BEGIN |
|---|------------------|-------|
| D S10-WD-1 | 1 | 126 |
| Were dividend checks received in own name in month 1 of the reference period. | | |
| U Asset 110 owned by individual persons old and older | | |
| V 0 | .Not in universe | |
| 1 | .Yes | |
| 2 | .No | |
| D S10-WD-2 | 1 | 127 |
| Were dividend checks received in own name in month 2 of the reference period. | | |
| U Asset 110 owned by individual persons old and older | | |
| V 0 | .Not in universe | |
| 1 | .Yes | |
| 2 | .No | |
| D S10-WD-3 | 1 | 128 |
| Were dividend checks received in own name in month 3 of the reference period. | | |
| U Asset 110 owned by individual persons old and older | | |
| V 0 | .Not in universe | |
| 1 | .Yes | |
| 2 | .No | |
| D S10-WD-4 | 1 | 129 |
| Were dividend checks received in own name in month 4 of the reference period. | | |
| U Asset 110 owned by individual persons old and older | | |
| V 0 | .Not in universe | |
| 1 | .Yes | |
| 2 | .No | |
| D S10-AD-1 | 4 | 130 |
| Amount of income received in own name from income source 110 for month 1 of the reference period. In dollars. Range = 0,250 | | |
| U Asset 110 owned by individual persons 15 years old and older | | |
| V 0000 | .None | |
| D S10-AD-2 | 4 | 134 |
| Amount of income received in own name from income source 110 for month 2 of the reference period. In dollars. | | |



GENERAL TYPE 2

| DATA | SIZE | BEGIN |
|------|------|-------|
|------|------|-------|

Range = 0,250

U Asset 110 owned by individual persons
15 years old and older

V 0000 .None

D S10-AD-3 4 138

Amount of income received in own name
from income source 110 for month 3
of the reference period. In dollars.
Range = 0,250

U Asset 110 owned by individual persons
15 years old and older

V 0000 .None

D S10-AD-4 4 142

Amount of income received in own name
from income source 110 for month 4
of the reference period. In dollars.
Range = 0,250

U Asset 110 owned by individual persons
15 years old and older

V 0000 .None

D J10-CD-1 1 146

Were credited dividends from source
110 earned jointly with spouse in
month 1 of the reference period.

U Asset 110 owned jointly by married couples

V 0 .Not in universe

1 .Yes

2 .No

D J10-CD-2 1 147

Were credited dividends from source
110 earned jointly with spouse in
month 2 of the reference period.

U Asset 110 owned jointly by married couples

V 0 .Not in universe

1 .Yes

2 .No

D J10-CD-3 1 148


Were credited dividends from source
110 earned jointly with spouse in
month 3 of the reference period.

U Asset 110 owned jointly by married couples

V 0 .Not in universe

1 .Yes

2 .No



GENERAL TYPE 2

| DATA | SIZE | BEGIN |
|--|------|-------|
| D J10-CD-4 | 1 | 149 |
| Were credited dividends from source 110 earned jointly with spouse in month 4 of the reference period. | | |
| U Asset 110 owned jointly by married couples | | |
| V 0 .Not in universe | | |
| 1 .Yes | | |
| 2 .No | | |
| D J10-AR-1 | 4 | 150 |
| Amount of income received jointly with spouse from income source 110 and reinvested for month 1 of the reference period. In dollars. Range = 0,2500. | | |
| U Asset 110 owned jointly by married couples | | |
| V 0000 .None | | |
| D J10-AR-2 | 4 | 154 |
| Amount of income received jointly with spouse from income source 110 and reinvested for month 2 of the reference period. In dollars. Range = 0,2500. | | |
| U Asset 110 owned jointly by married couples | | |
| V 0000 .None | | |
| D J10-AR-3 | 4 | 158 |
| Amount of income received jointly with spouse from income source 110 and reinvested for month 3 of the reference period. In dollars. Range = 0,2500. | | |
| U Asset 110 owned jointly by married couples | | |
| V 0000 .None | | |
| D J10-AR-4 | 4 | 162 |
| Amount of income received jointly with spouse from income source 110 and reinvested for month 4 of the reference period. In dollars. Range = 0,2500. | | |
| U Asset 110 owned jointly by married couples | | |
| V 0000 .None | | |
| D S10-CD-1 | 1 | 166 |
| Were credited dividends from source 110 earned in own name in month 1 of the reference period. | | |

268


GENERAL TYPE 2

| DATA | SIZE | BEGIN |
|---|------|-------|
| U Asset 110 owned by individual persons 15 years old and older | | |
| V 0 .Not in universe | | |
| 1 .Yes | | |
| 2 .No | | |
| D S10-CD-2 | 1 | 167 |
| Were credited dividends from source 110 earned in own name in month 2 of the reference period. | | |
| U Asset 110 owned by individual persons 15 years old and older | | |
| V 0 .Not in universe | | |
| 1 .Yes | | |
| 2 .No | | |
| D S10-CD-3 | 1 | 168 |
| Were credited dividends from source 110 earned in own name in month 3 of the reference period. | | |
| U Asset 110 owned by individual persons 15 years old and older | | |
| V 0 .Not in universe | | |
| 1 .Yes | | |
| 2 .No | | |
| D S10-CD-4 | 1 | 169 |
| Were credited dividends from source 110 earned in own name in month 4 of the reference period. | | |
| U Asset 110 owned by individual persons 15 years old and older | | |
| V 0 .Not in universe | | |
| 1 .Yes | | |
| 2 .No | | |
| D S10-AR-1 | 4 | 170 |
| Amount of income received in own name from income source 110 and reinvested for month 1 of the reference period. in dollars. Range = 0,2500. | | |
| U Asset 110 owned by individual persons 15 years old and older | | |
| V 0000 .None | | |
| D S10-AR-2 | 4 | 174 |
| Amount of income received in own name from income source 110 and reinvested | | |



GENERAL TYPE 2

| DATA | SIZE | BEGIN |
|------|-----------------------------------|---|
| | | |
| | | for month 2 of the reference period. In dollars. Range = 0,2500. |
| U | Asset 110 | owned by individual persons 15 years old and older |
| V | 0000 | .None |
| D | S10-AR-3 | 4 176 |
| | | Amount of income received in own name from income source 110 and reinvested for month 3 of the reference period. In dollars. Range = 0,2500. |
| U | Asset 110 | owned by individual persons 15 years old and older |
| V | 0000 | .None |
| D | S10-AR-4 | 4 182 |
| | | Amount of income received in own name from income source 110 and reinvested for month 4 of the reference period. In dollars. Range = 0,2500. |
| U | Asset 110 | owned by individual persons 15 years old and older |
| V | 0000 | .None |
| * | | * |
| * | The next 24 fields contain income | * |
| * | source code 120 (rental property) | * |
| * | by months 1-4. | * |
| * | | * |
| * | J120-W-1....4 | * |
| * | J120-A-1....4 | * |
| * | S120-W-1....4 | * |
| * | S120-A-1....4 | * |
| * | W120-W-1....4 | * |
| * | W120-A-1....4 | * |
| * | | * |
| D | J120-W-1 | 1 186 |
| | | Was rental income received from property owned jointly with spouse in month 1 of the reference period. |
| U | Asset 120 | owned jointly by married couples |
| V | 0 | .Not in universe |
| | 1 | .Yes |
| | 2 | .No |
| D | J120-W-2 | 1 187 |
| | | Was rental income received from property owned jointly with spouse in month 2 of the reference period. |



270

GENERAL TYPE 2

| DATA | SIZE | BEGIN |
|--|------|-------|
| U Asset 120 owned jointly by married couples | | |
| V 0 .Not in universe | | |
| 1 .Yes | | |
| 2 .No | | |
| D J120-W-3 | 1 | 188 |
| Was rental income received from property owned jointly with spouse in month 3 of the reference period. | | |
| U Asset 120 owned jointly by married couples | | |
| V 0 .Not in universe | | |
| 1 .Yes | | |
| 2 .No | | |
| D J120-W-4 | 1 | 189 |
| Was rental income received from property owned jointly with spouse in month 4 of the reference period. | | |
| U Asset 120 owned jointly by married couples | | |
| V 0 .Not in universe | | |
| 1 .Yes | | |
| 2 .No | | |
| D J120-A-1 | 5 | 190 |
| Amount of rental income cleared jointly with spouse for month 1 of the reference period. In dollars. Range = -2500,2500. | | |
| U Asset 120 owned jointly by married couples | | |
| V 00000 .None | | |
| D J120-A-2 | 5 | 195 |
| Amount of rental income cleared jointly with spouse for month 2 of the reference period. In dollars. Range = -2500,2500. | | |
| U Asset 120 owned jointly by married couples | | |
| V 00000 .None | | |
| D J120-A-3 | 5 | 200 |
| Amount of rental income cleared jointly with spouse for month 3 of the reference period. In dollars. Range = -2500,2500. | | |
| U Asset 120 owned jointly by married couples | | |
| V 00000 .None | | |
| D J120-A-4 | 5 | 205 |
| Amount of rental income cleared | | |



GENERAL TYPE 2

DATA SIZE BEGIN

Jointly with spouse for month 4 of
the reference period. In dollars.
Range = -2500,2500.

U Asset 120 owned jointly by married couples
V 00000 .None

D S120-W-1 1 210
Was rental income received from
property in own name in month 1 of
the reference period.

U Asset 120 owned by individual persons
15 years old and older

V 0 .Not in universe

1 .Yes

2 .No

D S120-W-2 1 211
Was rental income received from
property in own name in month 2 of
the reference period.

U Asset 120 owned by individual persons
15 years old and older

V 0 .Not in universe

1 .Yes

2 .No

D S120-W-3 1 212
Was rental income received from
property in own name in month 3 of
the reference period.

U Asset 120 owned by individual persons
15 years old and older

V 0 .Not in universe

1 .Yes

2 .No

D S120-W-4 1 213
Was rental income received from
property in own name in month 4 of
the reference period.

U Asset 120 owned by individual persons
15 years old and older

V 0 .Not in universe

1 .Yes

2 .No

D S120-A-1 5 214
Amount of rental income cleared
in own name for month 1 of the

272

GENERAL TYPE 2

DATA SIZE BEGIN

reference period. In dollars.

Range = -2500,2500.

U Asset 120 owned by individual persons
15 years old and older

V 00000 .None

D S120-A-2 5 219

Amount of rental income cleared

in own name for month 2 of the
reference period. In dollars.

Range = -2500,2500.

U Asset 120 owned by individual persons
15 years old and older

V 00000 .None

D S120-A-3 5 224

Amount of rental income cleared

in own name for month 3 of the
reference period. In dollars.

Range = -2500,2500.

U Asset 120 owned by individual persons
15 years old and older

V 00000 .None

D S120-A-4 5 229

Amount of rental income cleared in
for month 4 of the reference period
dollars. Range = -2500,2500.

U Asset 120 owned by individual persons
old and older

V 00000 .None

D W120-W-1 1 234

Was rental income received from
property owned jointly with others
in month 1 of the reference period.

U Asset 120 owned jointly with someone
else other than spouse

V 0 .Not in universe

1 .Yes

2 .No

D W120-W-2 1 235

Was rental income received from
property owned jointly with others
in month 2 of the reference period.

U Asset 120 owned jointly with someone
else other than spouse



GENERAL TYPE 2

| DATA | SIZE | BEGIN |
|--|------|-------|
| V 0 .Not in universe | | |
| 1 .Yes | | |
| 2 .No | | |
| D W120-W-3 | 1 | 236 |
| Was rental income received from property owned jointly with others in month 3 of the reference period. | | |
| U Asset 120 owned jointly with someone else other than spouse | | |
| V 0 .Not in universe | | |
| 1 .Yes | | |
| 2 .No | | |
| D W120-W-4 | 1 | 237 |
| Was rental income received from property owned jointly with others in month 4 of the reference period. | | |
| U Asset 120 owned jointly with someone else other than spouse | | |
| V 0 .Not in universe | | |
| 1 .Yes | | |
| 2 .No | | |
| D W120-A-1 | 5 | 236 |
| Amount of rental income cleared jointly with others for month 1 of the reference period. In dollars. Range = -2500,2500. | | |
| U Asset 120 owned jointly with someone else other than spouse | | |
| V 00000 .None | | |
| D W120-A-2 | 5 | 243 |
| Amount of rental income cleared jointly with others for month 2 of the reference period. In dollars. Range = -2500,2500. | | |
| U Asset 120 owned jointly with someone else other than spouse | | |
| V 00000 .None | | |
| D W120-A-3 | 5 | 246 |
| Amount of rental income cleared jointly with others for month 3 of the reference period. In dollars. Range = -2500,2500. | | |
| U Asset 120 owned jointly with someone else other than spouse | | |
| V 00000 .None | | |



GENERAL TYPE 2

| DATA | SIZE | BEGIN |
|--|------|-----------------------------------|
| D W120-A-4 | 5 | 253 |
| Amount of rental income cleared jointly with others for month 4 of the reference period. In dollars. Range = -2500,2500. | | |
| U Asset 120 owned jointly with someone else other than spouse | | |
| V 00000 | | .None |
| * | | * |
| * | | The next 24 fields contain income |
| * | | source code 130 (mortgages) by |
| * | | months 1-4. |
| * | | * |
| * | | J130-M-1...4 |
| * | | J130-W-1...4 |
| * | | J130-A-1...4 |
| * | | S130-M-1...4 |
| * | | S130-W-1...4 |
| * | | S130-A-1...4 |
| * | | * |
| D J130-M-1 | 1 | 258 |
| Was mortgage held jointly with spouse for month 1 of the reference period. | | |
| U Asset 130 owned jointly by married couples | | |
| V 0 | | .Not in universe |
| 1 | | .Yes |
| 2 | | .No |
| D J130-M-2 | 1 | 259 |
| Was mortgage held jointly with spouse for month 2 of the reference period. | | |
| U Asset 130 owned jointly by married couples | | |
| V 0 | | .Not in universe |
| 1 | | .Yes |
| 2 | | .No |
| D J130-M-3 | 1 | 260 |
| Was mortgage held jointly with spouse for month 3 of the reference period. | | |
| U Asset 130 owned jointly by married couples | | |
| V 0 | | .Not in universe |
| 1 | | .Yes |
| 2 | | .No |

GENERAL TYPE 2

| DATA | SIZE | BEGIN |
|---|------------------|-------|
| D J130-M-4 | 1 | 261 |
| Was mortgage held jointly with spouse for month 4 of the reference period. | | |
| U Asset 130 owned jointly by married couples | | |
| V 0 | .Not in universe | |
| 1 | .Yes | |
| 2 | .No | |
| D J130-W-1 | 1 | 262 |
| Was interest received from jointly owned mortgage for month 1 of the reference period. | | |
| U Asset 130 owned jointly by married couples | | |
| V 0 | .Not in universe | |
| 1 | .Yes | |
| 2 | .No | |
| D J130-W-2 | 1 | 263 |
| Was interest received from jointly owned mortgage for month 2 of the reference period. | | |
| U Asset 130 owned jointly by married couples | | |
| V 0 | .Not in universe | |
| 1 | .Yes | |
| 2 | .No | |
| D J130-W-3 | 1 | 264 |
| Was interest received from jointly owned mortgage for month 3 of the reference period. | | |
| U Asset 130 owned jointly by married couples | | |
| V 0 | .Not in universe | |
| 1 | .Yes | |
| 2 | .No | |
| D J130-W-4 | 1 | 265 |
| Was interest received from jointly owned mortgage for month 4 of the reference period. | | |
| U Asset 130 owned jointly by married couples | | |
| V 0 | .Not in universe | |
| 1 | .Yes | |
| 2 | .No | |
| D J130-A-1 | 4 | 266 |
| Amount of mortgage interest earned jointly with spouse for month 1 of the reference period. In dollars. | | |



276

GENERAL TYPE 2

DATA SIZE BEGIN

Range = 0,2500.

U Asset 130 owned jointly by married couples
V 0000 .None

D J130-A-2 4 270

Amount of mortgage interest earned
jointly with spouse for month 2 of
the reference period. In dollars.

Range = 0,2500.

U Asset 130 owned jointly by married couples
V 0000 .None

D J130-A-3 4 274

Amount of mortgage interest earned
jointly with spouse for month 3 of
the reference period. In dollars.

Range = 0,2500.

U Asset 130 owned jointly by married couples
V 0000 .None

D J130-A-4 4 278

Amount of mortgage interest earned
jointly with spouse for month 4 of
the reference period. In dollars.

Range = 0,2500.

U Asset 130 owned jointly by married couples
V 0000 .None

D S130-M-1 1 282

Was mortgage held in own name in
month 1 of the reference period.

U Asset 130 owned by individual persons
15 years old and older

V 0 .Not in universe

1 .Yes

2 .No

D S130-M-2 1 283

Was mortgage held in own name in
month 2 of the reference period.

U Asset 130 owned by individual persons
15 years old and older


V 0 .Not in universe

1 .Yes

2 .No


D S130-M-3 1 284

was mortgage held in own name in



GENERAL TYPE 2


| DATA | SIZE | BEGIN |
|------|-----------|---|
| | | month 3 of the reference period. |
| U | Asset 130 | owned by individual persons 15 years old and older |
| V | 0 | .Not in universe |
| | 1 | .Yes |
| | 2 | .No |
| D | S130-M-4 | 1 285 |
| | | Was mortgage held in own name in month 4 of the reference period. |
| U | Asset 130 | owned by individual persons 15 years old and older |
| V | 0 | .Not in universe |
| | 1 | .Yes |
| | 2 | .No |
| D | S130-W-1 | 1 286 |
| | | Was interest received from mortgage held in own name for month 1 of the reference period. |
| U | Asset 130 | owned by individual persons 15 years old and older |
| V | 0 | .Not in universe |
| | 1 | .Yes |
| | 2 | .No |
| D | S130-W-2 | 1 287 |
| | | Was interest received from mortgage held in own name for month 2 of the reference period. |
| U | Asset 130 | owned by individual persons 15 years old and older |
| V | 0 | .Not in universe |
| | 1 | .Yes |
| | 2 | .No |
| D | S130-W-3 | 1 288 |
| | | Was interest received from mortgage held in own name for month 3 of the reference period. |
| U | Asset 130 | owned by individual persons 15 years old and older |
| V | 0 | .Not in universe |
| | 1 | .Yes |
| | 2 | .No |
| D | S130-W-4 | 1 289 |
| | | Was interest received from mortgage held in own name for month 4 of the |



278


GENERAL TYPE 2

| DATA | SIZE | BEGIN |
|--|------|-------|
| reference period. | | |
| U Asset 130 owned by individual persons 15 years old and older | | |
| V 0 .Not in universe | | |
| 1 .Yes | | |
| 2 .No | | |
| O S130-A-1 | 4 | 290 |
| Amount of mortgage interest earned in own name for month 1 of the reference period. In dollars. Range = 0,2500. | | |
| U Asset 130 owned by individual persons 15 years old and older | | |
| V 0000 .None | | |
| O S130-A-2 | 4 | 294 |
| Amount of mortgage interest earned in own name for month 2 of the reference period. In dollars. Range = 0,2500. | | |
| U Asset 130 owned by individual persons 15 years old and older | | |
| V 0000 .None | | |
| O S130-A-3 | 4 | 298 |
| Amount of mortgage interest earned in own name for month 3 of the reference period. In dollars. Range = 0,2500. | | |
| U Asset 130 owned by individual persons 15 years old and older | | |
| V 0000 .None | | |
| O S130-A-4 | 4 | 302 |
| Amount of mortgage interest earned in own name for month 4 of the reference period. In dollars. Range = 0,2500. | | |
| U Asset 130 owned by individual persons 15 years old and older | | |
| V 0000 .None | | |
| * * | | |
| * The next 8 fields contain income * | | |
| * source codes 140 (royalties) and * | | |
| * 150 (other financial investments) * | | |
| * by months 1-4. * | | |
| * * | | |



GENERAL TYPE 2

| DATA | SIZE | BEGIN |
|------|--|-------|
| * | S4050-W1....4 | * |
| * | S4050-A1....4 | * |
| * | | * |
| D | S4050-W1 | 1 306 |
| | Were royalties or other financial investment income received in month 1 of the reference period in own name. | |
| U | Asset 140 owned by individual persons 15 years old and older | |
| V | 0 .Not in universe | |
| | 1 .Yes | |
| | 2 .No | |
| D | S4050-W2 | 1 307 |
| | Were royalties or other financial investment income received in month 2 of the reference period in own name. | |
| U | Asset 140 owned by individual persons 15 years old and older | |
| V | 0 .Not in universe | |
| | 1 .Yes | |
| | 2 .No | |
| D | S4050-W3 | 1 308 |
| | Were royalties or other financial investment income received in month 3 of the reference period in own name. | |
| U | Asset 140 owned by individual persons 15 years old and older | |
| V | 0 .Not in universe | |
| | 1 .Yes | |
| | 2 .No | |
| D | S4050-W4 | 1 309 |
| | Were royalties or other financial investment income received in month 4 of the reference period in own name. | |
| U | Asset 140 owned by individual persons 15 years old and older | |
| V | 0 .Not in universe | |
| | 1 .Yes | |
| | 2 .No | |
| D | S4050-A1 | 5 310 |
| | Amount earned from royalties and | |



ZBG

GENERAL TYPE 2

DATA SIZE BEGIN

other financial investments for
month 1 of the reference period.
In dollars. Range = -2500,2500.

U Asset 140 owned by individual persons
15 years old and older

V 00000 .None

D S4050-A2 5 315

Amount earned from royalties and
other financial investments for
month 2 of the reference period.
In dollars. Range = -2500,2500.

U Asset 140 owned by individual persons
15 years old and older

V 00000 .None

D S4050-A3 5 320

Amount earned from royalties and
other financial investments for
month 3 of the reference period.
Range = -2500,2500.

U Asset 140 owned by individual persons
15 years old and older

V 00000 .None

D S4050-A4 5 325

Amount earned from royalties and
other financial investments for
month 4 of the reference period.
In dollars. Range = -2500,2500.

U Asset 140 owned by individual persons
15 years old and older

V 00000 .None

* *
* The next 4 fields (SC4300 through *
* SC4306) are possible answers to *
* the question: *
* *
* Check item A10 asset types owned. *
* *


D SC4300 1 330

ISS code 100 ~ regular/passbook
savings accounts

U Household members 15 years old and older


V 0 .Not marked as a type of asset owned

1 .Marked as a type of asset owned



GENERAL TYPE 2

| DATA | SIZE | BEGIN |
|--|------|-------|
| D SC4302 | 1 | 331 |
| ISS code 101 - money market deposit accounts | | |
| U Household members 15 years old and older | | |
| V 0 .Not marked as a type of asset owned | | |
| 1 .Marked as a type of asset owned | | |
| D SC4304 | 1 | 332 |
| ISS code 102 - certificates of deposit or other savings certificates | | |
| U Household members 15 years old and older | | |
| V 0 .Not marked as a type of asset owned | | |
| 1 .Marked as a type of asset owned | | |
| D SC4306 | 1 | 333 |
| ISS code 103 - NOW, Super NOW or other interest earning checking accounts | | |
| U Household members 15 years old and older | | |
| V 0 .Not marked as a type of asset owned | | |
| 1 .Marked as a type of asset owned | | |
| D SC4308 | 1 | 334 |
| Check item A11 | | |
| Interview status of ...'s spouse . | | |
| U Household members 15 years old and older | | |
| V 0 .Not in universe | | |
| 1 .No spouse in household - skip To SC4320 | | |
| 2 .Interview for spouse not yet conducted | | |
| 3 .Interview for spouse already conducted - skip to SC4310 | | |
| D SC4310 | 1 | 335 |
| Did ... own any of these assets jointly with ...'s (husband/wife) | | |
| U Assets 100-103 owned by household members 15 years old and older | | |
| V 0 .Not in universe | | |
| 1 .Yes | | |
| 2 .No - skip to SC4320 | | |
| D SC4312 | 5 | 336 |
| What is your best estimate of the total amount of interest earned on these jointly held assets during the 4-month period | | |



282

GENERAL TYPE 2

DATA SIZE BEGIN

Range = 0,20000.

U Assets 100-103 owned jointly by
married couples

V 00000 .Not in universe

D G2-FILL1 1 341

Zero filler

D SC4318 1 342

Besides the assets owned jointly
with ...'s (husband/wife), did ...
have any of these in ...'s own
name

U Assets 100-103 owned by individual
persons 15 years old and older

V 0 .Not in universe

1 .Yes

2 .No - skip to next ISS code

D SC4320 5 343

What is your best estimate of the
total amount of interest earned on
these assets during the 4-month
period

Range = 0,10000.

U Assets 100-103 owned by individual
persons 15 years old and older

V 00000 .Not in universe

D G2-FILL2 1 348

Zero filler

* The next 4 fields (SC4400 through *
* SC4406) are possible answers to *
* the question: *

* *

* Check item A10 asset types owned. *

* *

D SC4400 1 349

ISS code 104 - money market funds

U Household members 15 years old and older


V 0 .Not marked as a type of asset owned

1 .Marked as a type of asset owned

D SC4402 1 350


ISS code 105 - U.S. government
securities

U Household members 15 years old and older



GENERAL TYPE Z

| DATA | SIZE | BEGIN |
|--|------|-------|
| V 0 .Not marked as a type of asset owned | | |
| 1 .Marked as a type of asset owned | | |
| D SC4404 | 1 | 351 |
| ISS code 106 - municipal or corporate bonds | | |
| U Household members 15 years old and older | | |
| V 0 .Not marked as a type of asset owned | | |
| 1 .Marked as a type of asset owned | | |
| D SC4406 | 1 | 352 |
| ISS code 107 - other interest-earning assets | | |
| U Household members 15 years old and older | | |
| V 0 .Not marked as a type of asset owned | | |
| 1 .Marked as a type of asset owned | | |
| D SC4408 | 1 | 353 |
| Check item A13 | | |
| Interview status of ...'s spouse . | | |
| U Household members 15 years old and older | | |
| V 0 .Not in universe | | |
| 1 .No spouse in household - skip to SC4420 | | |
| 2 .Interview for spouse not yet conducted | | |
| 3 .Interview for spouse already conducted - skip to SC4418 | | |
| D SC4410 | 1 | 354 |
| Did ... own any of these assets jointly with ...'s (husband/wife) | | |
| U Assets 104-107 owned by household members 15 years old and older | | |
| V 0 .Not in universe | | |
| 1 .Yes | | |
| 2 .No - skip to SC4420 | | |
| D SC4412 | 5 | 355 |
| What is your best estimate of the total amount of interest earned on these jointly held assets during the 4-month period | | |
| Range = 0;20000. | | |
| U Assets 104-107 owned jointly by married couples | | |
| V 00000 .Not in universe | | |
| D G2-FILL3 | 1 | 360 |
| Zero filler | | |



GENERAL TYPE 2


| DATA | SIZE | BEGIN |
|--|------|-------|
| D SC4418 | 1 | 361 |
| Besides the assets owned jointly with ...'s (husband/wife), did ... have any of these in ...'s own name | | |
| U Assets 104-107 owned by individual persons 15 years old and older | | |
| V 0 .Not in universe | | |
| 1 .Yes | | |
| 2 .No - skip to next ISS code | | |
| D SC4420 | 5 | 362 |
| What is your best estimate of the total amount of interest earned on these assets during the 4-month period. In dollars. Range = 0,10000. | | |
| U Assets 104-107 owned by individual persons 15 years old and older | | |
| V 00000 .Not in universe | | |
| D G2-FILL4 | 1 | 367 |
| Zero filler | | |
| D SC4500 | 1 | 368 |
| Did ... receive any dividend checks for owned stocks or mutual fund shares during these 4 months | | |
| U Household members 15 years old and older | | |
| V 0 .Not in universe | | |
| 1 .Yes | | |
| 2 .No - skip to SC4512 | | |
| D SC4502 | 1 | 369 |
| Check item A14 Interview status of ...'s spouse . | | |
| U Household members 15 years old and older | | |
| V 0 .Not in universe | | |
| 1 .No spouse in household - skip to SC4508 | | |
| 2 .Interview for spouse not yet conducted | | |
| 3 .Interview for spouse already conducted - skip to SC4508 | | |
| D SC4504 | 5 | 370 |
| During the past 4 months how much was received in dividend checks | | |

GENERAL TYPE 2


| DATA | SIZE | BEGIN |
|---|------|---|
| Made out jointly to ... and ...'s (husband/wife). In dollars. Range = -3,20000. | | |
| U Asset 110 owned jointly by married couples | | |
| V -0003 | | .None - skip to SC4508 |
| 00000 | | .Not in universe |
| D G2-FILL5 | 1 | 375 |
| Zero filler | | |
| D SC4508 | 5 | 376 |
| During this 4-month period, how much did ... receive in dividend checks (in ...'s name only) Range = -3,10000. | | |
| U Asset 110 owned by individual persons | | |
| 15 years old and older | | |
| V -0003 | | .None - skip to SC4512 |
| 00000 | | .Not in universe |
| D G2-FILL6 | 1 | 381 |
| Zero filler | | |
| D SC4512 | 1 | 382 |
| Did ... earn any (other) dividends that were credited against a margin account or automatically reinvested in additional shares of stock | | |
| U Asset 110 owned by individual persons | | |
| 15 years old and older | | |
| V 0 | | .Not in universe |
| 1 | | .Yes |
| 2 | | .No - skip to next ISS code |
| D SC4514 | 1 | 383 |
| Check item A15 | | |
| Interview status of ...'s spouse . | | |
| U Household members 15 years old and older | | |
| V 0 | | .Not in universe |
| 1 | | .No spouse in household - skip to SC4518 |
| 2 | | .Interview for spouse not yet conducted |
| 3 | | .Interview for spouse already conducted - skip to SC4518 |
| D SC4516 | 5 | 384 |
| During the 4-month period how much of these kinds of dividends did ... | | |

GENERAL TYPE 2

| DATA | SIZE | BEGIN |
|--|------|-------|
| <p>earn jointly with ...'s (husband/ wife). In dollars. Range = -3,20000.</p> | | |
| U Asset 110 owned jointly by married couples | | |
| V -0003 .None | | |
| 00000 .Not in universe | | |
| D SC4518 | 5 | 389 |
| <p>During the 4-month period, how much of these kinds of dividends did ... earn (in ...'s name only) Range = -3,10000.</p> | | |
| U Asset 110 owned by individual persons 15 years old and older | | |
| V -0003 .None | | |
| 00000 .Not in universe | | |
| D SC4600 | 1 | 394 |
| <p>Check item A17 Interview status of ...'s spouse .</p> | | |
| U Household members 15 years old and older | | |
| V 0 .Not in universe | | |
| 1 .No spouse in household - skip to SC4610 | | |
| 2 .Interview for spouse not yet conducted | | |
| 3 .Interview for spouse already conducted - skip to SC4610 | | |
| D SC4602 | 1 | 395 |
| <p>Did ... receive any rental income from property owned jointly by ... and ...'s (husband/wife)</p> | | |
| U Asset 120 owned jointly by married couples | | |
| V 0 .Not in universe | | |
| 1 .Yes | | |
| 2 .No - skip to SC4610 | | |
| D SC4604 | 5 | 396 |
| <p>About how much was received in gross rent from this property during the 4-month period Range = 0,20000.</p> | | |
| U Asset 120 owned jointly by married couples | | |
| V 00000 .Not in universe | | |



| DATA | SIZE | BEGIN |
|--|------|-------|
| D SC4606 | 6 | 401 |
| What is your best estimate of the amount that was cleared after expenses. Negative amount indicates loss. In dollars. Range = -20000,20000. | | |
| U Asset 120 owned jointly by married couples | | |
| V 000000 .Not in universe | | |
| D SC4610 | 1 | 407 |
| Did ... receive rental income from property owned entirely in ...'s own name | | |
| U Asset 120 owned by individual persons 15 years old and older | | |
| V 0 .Not in universe | | |
| 1 .Yes | | |
| 2 .No - skip to SC4619 | | |
| D SC4612 | 9 | 408 |
| About how much was received in gross rent from this property during the 4-month period Range = 0,10000. | | |
| U Asset 120 owned by individual persons 15 years old and older | | |
| V 00000 .Not in universe | | |
| D SC4614 | 6 | 413 |
| What is your best estimate of the amount that was cleared after expenses. Negative amount indicates loss. In dollars. Range = -10000,10000. | | |
| U Asset 120 owned by individual persons 15 years old and older | | |
| V 000000 .Not in universe | | |
| D SC4618 | 1 | 419 |
| Did ... receive any rental income from property owned jointly with others | | |
| U Asset 120 owned jointly with someone else other than spouse | | |
| V 0 .Not in universe | | |
| 1 .Yes | | |
| 2 .No - skip to next ISS code | | |




GENERAL TYPE 2

| DATA | SIZE | BEGIN |
|--|------|-------|
| D SC4620 | 6 | 420 |
| What is your best estimate of ...'s share of the amount cleared on this property during the last 4 months. Negative amount indicates loss. Range = -10000;10000. In dollars. | | |
| U Asset 120 owned jointly with someone else other than spouse | | |
| V 000000 .Not in universe | | |
| * | | * |
| * The next 3 fields (SC4700 through SC4704) are possible answers to the question: | | |
| * | | * |
| * | | * |
| * Check item A15 asset types owned . | | |
| * | | * |
| D SC4700 | 1 | 426 |
| ISS code 130 - mortgages | | |
| U Household members 15 years old and older | | |
| V 0 .Not marked as a type of asset owned | | |
| 1 .Marked as a type of asset owned | | |
| D SC4702 | 1 | 427 |
| ISS code 140 - royalties | | |
| U Household members 15 years old and older | | |
| V 0 .Not marked as a type of asset owned | | |
| 1 .Marked as a type of asset owned | | |
| D SC4704 | 1 | 428 |
| ISS code 150 - other financial investments | | |
| U Household members 15 years old and older | | |
| V 0 .Not marked as a type of asset owned | | |
| 1 .Marked as a type of asset owned | | |
| D SC4706 | 1 | 429 |
| Check item A19 | | |
| is ISS code 130 marked in SC4700 | | |
| U Household members 15 years old and older | | |
| V 0 .Not in universe | | |
| 1 .Yes | | |
| 2 .No - skip to SC4720 through SC4722 | | |
| D SC4708 | 1 | 430 |
| Check item A20 | | |
| Interview status of ...'s spouse . | | |
| U Household members 15 years old and older | | |



GENERAL TYPE 2


| DATA | SIZE | BEGIN |
|---|------|-------|
| V 0 .Not in universe | | |
| 1 .No spouse in household - skip to SC4716 | | |
| 2 .Interview for spouse not yet conducted | | |
| 3 .Interview for spouse already conducted - skip to SC4714 | | |
| D SC4710 | 1 | 431 |
| Did ... own this mortgage jointly with ...'s spouse | | |
| U Asset 130 owned jointly by married couples | | |
| V 0 .Not in universe | | |
| 1 .Yes | | |
| 2 .No - skip to SC4716 | | |
| D SC4712 | 5 | 432 |
| During the past 4 months how much interest was paid to ... and ...'s spouse by the borrower | | |
| Range = -3,20000. In dollars. | | |
| U Asset 130 owned jointly by married couples | | |
| V -0003 .None | | |
| 00000 .Not in universe | | |
| D SC4714 | 1 | 437 |
| Did ... hold any mortgages in ...'s own name | | |
| U Asset 130 owned by individual persons 15 years old and older | | |
| V 0 .Not in universe | | |
| 1 .Yes | | |
| 2 .No - skip to SC4719 | | |
| D SC4716 | 5 | 438 |
| During the past 4 months how much interest was paid to ... by the borrower. In dollars. | | |
| Range = -3,10000. | | |
| U Asset 130 owned by individual persons 15 years old and older | | |
| V -0003 .None | | |
| 00000 .Not in universe | | |
| D SC4718 | 1 | 443 |
| Check item A21 | | |
| Is 198 code 140 marked in SC4702 or | | |



290


GENERAL TYPE 2

| DATA | SIZE | BEGIN |
|--|------|-------|
| 156 code 156 marked in SC4704 | | |
| U Household members 15 years old and older | | |
| V 0 .Not in universe | | |
| 1 .Yes | | |
| 2 .No | | |
| D SC4720 | 6 | 444 |
| During the past 4 months, how much income did ... receive from these assets. Negative amount indicates loss. In dollars. | | |
| Range = -10000,10000. | | |
| U Asset 140 or 150 owned by individual persons 15 years old and older | | |
| V ~00003 .None | | |
| 000000 .Not in universe | | |
| * | | * |
| * General amounts 2 imputation flag * | | |
| * | | * |
| D G2-IMP01 | 1 | 450 |
| General amounts 2 imputation flag 1 imputation of 'SC4310' | | |
| V 0 .Not imputed | | |
| 1 .Imputed | | |
| D G2-IMP02 | 1 | 451 |
| General amounts 2 imputation flag 2 imputation of 'SC4312' | | |
| V 0 .Not imputed | | |
| 1 .Imputed | | |
| D G2-IMP03 | 1 | 452 |
| General amounts 2 imputation flag 3 imputation of 'SC4318' | | |
| V 0 .Not imputed | | |
| 1 .Imputed | | |
| D G2-IMP04 | 1 | 453 |
| General amounts 2 imputation flag 4 imputation of 'SC4320' | | |
| V 0 .Not imputed | | |
| 1 .Imputed | | |
| D G2-IMP05 | 1 | 454 |
| General amounts 2 imputation flag 5 imputation of 'SC4410' | | |
| V 0 .Not imputed | | |
| 1 .Imputed | | |



GENERAL TYPE 2

| DATA | SIZE | BEGIN |
|--|--------------|-------|
| D G2-IMP06 | 1 | 455 |
| General amounts 2 imputation flag 6 imputation of 'SC4412' | | |
| V 0 | .Not imputed | |
| 1 | .Imputed | |
| D G2-IMP07 | 1 | 456 |
| General amounts 2 imputation flag 7 imputation of 'SC4418' | | |
| V 0 | .Not imputed | |
| 1 | .imputed | |
| D G2-IMP08 | 1 | 457 |
| General amounts 2 imputation flag 6 imputation of 'SC4420' | | |
| V 0 | .Not imputed | |
| 1 | .Imputed | |
| D G2-IMP09 | 1 | 458 |
| General amounts 2 imputation flag 9 imputation of 'SC4500' | | |
| V 0 | .Not imputed | |
| 1 | .Imputed | |
| D G2-IMP10 | 1 | 459 |
| General amounts 2 imputation flag 10 imputation of 'SC4504' | | |
| V 0 | .Not imputed | |
| 1 | .Imputed | |
| D G2-IMP11 | 1 | 460 |
| General amounts 2 imputation flag 11 imputation of 'SC4508' | | |
| V 0 | .Not imputed | |
| 1 | .Imputed | |
| D G2-IMP12 | 1 | 461 |
| General amounts 2 imputation flag 12 imputation of 'SC4512' | | |
| V 0 | .Not imputed | |
| 1 | .Imputed | |
| D G2-IMP13 | 1 | 462 |
| General amounts 2 imputation flag 13 imputation of 'SC4516' | | |
| V 0 | .Not imputed | |
| 1 | .Imputed | |
| D G2-IMP14 | 1 | 463 |
| General amounts 2 imputation flag 14 | | |





GENERAL TYPE 2

| DATA | SIZE | BEGIN |
|--------------------------------------|------|--------------|
| imputation of 'SC451B' | | |
| V 0 | | .Not imputed |
| 1 | | .Imputed |
| D G2-IMP15 | 1 | 464 |
| General amounts 2 imputation flag 15 | | |
| imputation of 'SC4602' | | |
| V 0 | | .Not imputed |
| 1 | | .Imputed |
| D G2-IMP16 | 1 | 465 |
| General amounts 2 imputation flag 16 | | |
| imputation of 'SC4604' | | |
| V 0 | | .Not imputed |
| 1 | | .Imputed |
| D G2-IMP17 | 1 | 466 |
| General amounts 2 imputation flag 17 | | |
| imputation of 'SC4606' | | |
| V 0 | | .Not imputed |
| 1 | | .Imputed |
| D G2-IMP18 | 1 | 467 |
| General amounts 2 imputation flag 18 | | |
| imputation of 'SC4610' | | |
| V 0 | | .Not imputed |
| 1 | | .Imputed |
| D G2-IMP19 | 1 | 468 |
| General amounts 2 imputation flag 19 | | |
| imputation of 'SC4612' | | |
| V 0 | | .Not imputed |
| 1 | | .Imputed |
| D G2-IMP20 | 1 | 469 |
| General amounts 2 imputation flag 20 | | |
| imputation of 'SC4614' | | |
| V 0 | | .Not imputed |
| 1 | | .Imputed |
| D G2-IMP21 | 1 | 470 |
| General amounts 2 imputation flag 21 | | |
| imputation of 'SC4618' | | |
| V 0 | | .Not imputed |
| 1 | | .Imputed |
| D G2-IMP22 | 1 | 471 |
| General amounts 2 imputation flag 22 | | |

GENERAL TYPE 2

| DATA | SIZE | BEGIN |
|--------------------------------------|------|--------------|
| imputation of 'SC4620' / 'SC4622' | | |
| V 0 | | .Not imputed |
| 1 | | .Imputed |
| D G2-IMP23 | 1 | 472 |
| General amounts 2 imputation flag 23 | | |
| imputation of 'SC4710' | | |
| V 0 | | .Not imputed |
| 1 | | .imputed |
| D G2-IMP24 | 1 | 473 |
| General amounts 2 imputation flag 24 | | |
| imputation of 'SC4712' | | |
| V 0 | | .Not imputed |
| 1 | | .Imputed |
| D G2-IMP25 | 1 | 474 |
| General amounts 2 imputation flag 25 | | |
| imputation of 'SC4714' | | |
| V 0 | | .Not imputed |
| 1 | | .imputed |
| D G2-IMP26 | 1 | 475 |
| General amounts 2 imputation flag 26 | | |
| imputation of 'SC4716' | | |
| V 0 | | .Not imputed |
| 1 | | .imputed |
| D G2-IMP27 | 1 | 476 |
| General amounts 2 imputation flag 27 | | |
| imputation of 'SC4720' / 'SC4722' | | |
| V 0 | | .Not imputed |
| 1 | | .Imputed |
| D G2-PERID | 5 | 477 |
| Along with PSU/SEG/SER, identifies | | |
| the person to which this record | | |
| belongs. | | |
| Digits 1-2 are entry address ID. | | |
| Digits 3-5 are edited person number. | | |
| D G2-FILL7 | 1259 | 482 |
| Blank filler | | |






APPENDIX A-1
INCOME SOURCE CODE LIST

Code Income Sources

- 1 - Social Security
- 2 - U.S. Government Railroad Retirement pay
- 3 - Federal Supplemental Security Income (SSI)
- 5 - State unemployment compensation
- 6 - Supplemental Unemployment Benefits
- 7 - Other unemployment compensation (Trade Adjustment Act benefits, strike pay, other)
- 8 - Veterans compensation or pensions
- 10 - Worker's compensation
- 12 - Employer or union temporary sickness policy
- 13 - Payments from a sickness, accident or disability insurance policy purchased on your own
- 20 - Aid to Families with Dependent Children (AFDC, ADC)
- 21 - General assistance or General relief
- 23 - Foster child care payments
- 24 - Other welfare
- 25 - WIC (Women, Infants and Children) Nutrition Program
- 27 - Food stamps
- 28 - Child support payments
- 29 - Alimony payments
- 30 - Pension from company or union
- 31 - Federal Civil Service or other Federal civilian employee pensions
- 32 - U.S. Military retirement pay
- 34 - State government pensions
- 35 - Local government pensions
- 36 - Income from paid-up life insurance policies or annuities
- 37 - Estates and trusts
- 38 - Other payments for retirement, disability or survivor
- 40 - G.I. Bill/VEAP education benefits
- 50 - Income assistance from a charitable group
- 51 - Money from relatives or friends
- 52 - Lump sum payments
- 53 - Income from roomers or boarders
- 54 - National Guard or Reserve pay
- 55 - Incidental or casual earnings
- 56 - Other cash income not included elsewhere
- 75 - Categories combined and recoded for confidentiality reasons
 - State Administered Supplemental Security Income (old code 4)
 - Black lung payments (old code 9)
 - State temporary sickness or disability benefits (old code 11)
 - Indian, Cuban, or Refugee Assistance (old code 22)
 - National Guard or Reserve Force retirement (old code 33)




Code Asset List

- 100 - Regular/passbook savings accounts in a bank,
savings and loan or credit union
- 101 - Money market deposit accounts
- 102 - Certificates of Deposit or other savings certificates
- 103 - NOW, Super NOW or other interest earning checking
accounts
- 104 - Money market funds
- 105 - U.S. Government securities
- 106 - Municipal or corporate bonds
- 107 - Other interest-earning assets
- 110 - Stocks or mutual fund shares
- 120 - Rental property
- 130 - Mortgages
- 140 - Royalties
- 150 - Other financial investments

Code Special Indicators

- 170 - Worked
- 171 - Disabled
- 172 - Medicare
- 173 - Medicaid
- 174 - U.S. Saving Bonds (E, EE)
- 175 - Other educational assistance



APPENDIX A-2.

INCOME SOURCES INCLUDED IN MONTHLY CASH INCOME

Earnings from Employment


Wages and salaries
Nonfarm self-employment income
Farm self-employment income

Income from Assets (Property Income)

Regular/passbook savings accounts in a bank, savings and loan or credit union
Money market deposit accounts
Certificates of Deposit or other savings certificates
NOW, Super NOW or other interest-earning checking accounts
Money market funds
U.S. Government securities
Municipal or corporate bonds
Other interest-earning assets
Stocks or mutual fund shares
Rental property
Mortgages
Royalties
Other financial investments


Other Income Sources

Social Security
U.S. Government Railroad Retirement pay
Federal Supplemental Security Income (SSI)
State Administered Supplemental Security Income
State unemployment compensation
Supplemental Unemployment Benefits
Other unemployment compensation (Trade Adjustment Act benefits; strike pay, other)
Veterans compensation or pensions
Black lung payments
Worker's compensation
State temporary sickness or disability benefits
Payments from a sickness, accident or disability insurance policy purchased on your own
Aid to Families with Dependent Children (AFDC, ADC)
General assistance or General relief
Indian, Cuban, or Refugee Assistance
Foster child care payments
Other welfare
Child support payments
Alimony payments
Pension from company or union
Federal Civil Service or other Federal civilian employee pensions



Other Income Sources (Continued)

U.S. Military retirement pay
National Guard or Reserve Forces retirement
State government pensions
Local government pensions
Income from paid-up life insurance policies or annuities
Estates and trusts
Other payments for retirement, disability or survivor
G.I. Bill/VEAP education benefits
Income assistance from a charitable group
Money from relatives or friends
Lump sum payments
Income from roomers or boarders
National Guard or Reserve pay
Incidental or casual earnings
Other cash income not included elsewhere



APPENDIX A-3.

SOURCES OF MEANS-TESTED BENEFITS COVERED IN SIPP

Cash Benefits

Federal Supplemental Security Income (SSI)
State Administered Supplemental Security Income
Veterans' pensions
Aid to Families with Dependent Children (AFDC, ADC)
General Assistance or General Relief
Indian, Cuban, or Refugee Assistance
Other welfare
Foster child care payments

Noncash Benefits

Food Stamps
Special Supplemental Food Program for Women,
Infants, and Children (WIC)
Low-Income Home Energy Assistance

Medicaid
Free or reduced price school lunches
Free or reduced price school breakfasts
Public or subsidized rental housing

APPENDIX A-4

1980 CENSUS OF POPULATION
OCCUPATION CLASSIFICATION SYSTEM

(The numbers in parentheses refer to the 1980 Standard Occupational Classification code equivalents. Pt means part. N.e.c. means not elsewhere classified.)

MANAGERIAL AND PROFESSIONAL SPECIALTY OCCUPATIONS

1980
CODE

Executive, Administrative, and Managerial Occupations

003 Legislators (111)
 004 Chief executives and general administrators, public administration (112)
 005 Administrators and officials, public administration (1132-1139)
 006 Administrators, protective services (1131)
 007 Financial managers (122)
 008 Personnel and labor relations managers (123)
 009 Purchasing managers (124)
 013 Managers, marketing, advertising, and public relations (125)
 014 Administrators, education and related fields (128)
 015 Managers, medicine and health (131)
 016 Managers, properties and real estate (1353)
 017 Postmasters and mail superintendents (1344)
 018 Funeral directors (pt 1359)
 019 Managers and administrators, n.e.c. (121, 126, 127, 132-139, exc. 1344,
 1353, pt 1359)

Management Related Occupations

023 Accountants and auditors (1412)
 024 Underwriters (1414)
 025 Other financial officers (1415, 1419)
 026 Management analysts (142)
 027 Personnel, training, and labor relations specialists (143)
 028 Purchasing agents and buyers, farm products (1443)
 029 Buyers, wholesale and retail trade except farm products (1442)
 033 Purchasing agents and buyers, n.e.c. (1449)
 034 Business and promotion agents (145)
 035 Construction inspectors (1472)
 036 Inspectors and compliance officers, exc. construction (1473)
 037 Management related occupations, n.e.c. (149)

Professional Specialty Occupations


Engineers, Architects, and Surveyors

043 Architects (161)
 044 Engineers
 Aerospace (1622)




Engineers, Architects, and Surveyors (continued)

| | |
|-----|---|
| | Engineers (continued) |
| 045 | Metallurgical and materials (1623) |
| 046 | Mining (1624) |
| 047 | Petroleum (1625) |
| 048 | Chemical (1626) |
| 049 | Nuclear (1627) |
| 053 | Civil (1628) |
| 054 | Agricultural (1632) |
| 056 | Electrical and electronic (1633, 1636) |
| 056 | Industrial (1634) |
| 057 | Mechanical (1635) |
| 058 | Marine and naval architects (1637) |
| 059 | Engineers, n.e.c. (1639) |
| 063 | Surveyors and mapping scientists (164) |
| | Mathematical and Computer Scientists |
| 064 | Computer systems analysts and scientists (171) |
| 065 | Operations and systems researchers and analysts (172) |
| 066 | Actuaries (1732) |
| 067 | Statisticians (1733) |
| 068 | Mathematical scientists, n.e.c. (1739) |
| | Natural Scientists |
| 069 | Physicists and astronomers (1842, 1843) |
| 073 | Chemists, except biochemists (1845) |
| 074 | Atmospheric and space scientists (1846) |
| 075 | Geologists and geodesists (1847) |
| 076 | Physical scientists, n.e.c. (1849) |
| 077 | Agricultural and food scientists (1852) |
| 078 | Biological and life scientists (1854) |
| 079 | Forestry and conservation scientists (1852) |
| 083 | Medical scientists (1855) |
| | Health Diagnosing Occupations |
| 084 | Physicians (261) |
| 085 | Dentists (262) |
| 086 | Veterinarians (27) |
| 087 | Optometrists (281) |
| 088 | Podiatrists (283) |
| 089 | Health diagnosing practitioners, n.e.c. (289) |
| | Health Assessment and Treating Occupations |
| 095 | Registered nurses (29) |
| 096 | Pharmacists (301) |
| 097 | Dietitians (302) |
| | Therapists |
| 098 | Inhalation therapists (3031) |
| 099 | Occupational therapists (3032) |
| 103 | Physical therapists (3033) |
| 104 | Speech therapists (3034) |
| 105 | Therapists, n.e.c. (3039) |
| 106 | Physicians' assistants (304) |



| | |
|--------|--|
| | Teachers, Postsecondary |
| 113 | Earth, environmental, and marine science teachers (2212) |
| 114 | Biological science teachers (2213) |
| 115 | Chemistry teachers (2214) |
| 116 | Physics teachers (2215) |
| 117 | Natural science teachers, n.e.c. (2216) |
| 118 | Psychology teachers (2217) |
| 119 | Economics teachers (2218) |
| 123 | History teachers (2222) |
| 124 | Political science teachers (2223) |
| 125 | Sociology teachers (2224) |
| 126 | Social science teachers, n.e.c. (2225) |
| 127 | Engineering teachers (2226) |
| 128 | Mathematical science teachers (2227) |
| 129 | Computer science teachers (2228) |
| 133 | Medical science teachers (2231) |
| 134 | Health specialties teachers (2232) |
| 135 | Business, commerce, and marketing teachers (2233) |
| 136 | Agriculture and forestry teachers (2234) |
| 137 | Art, drama, and music teachers (2235) |
| 138 | Physical education teachers (2238) |
| 139 | Education teachers (2237) |
| 143 | English teachers (2238) |
| 144 | Foreign language teachers (2242) |
| 145 | Law teachers (2243) |
| 146 | Social work teachers (2244) |
| 147 | Theology teachers (2245) |
| 148 | Trade and industrial teachers (2246) |
| 149 | Home economics teachers (2247) |
| 153 | Teachers, postsecondary, n.e.c. (2249) |
| 154 | Postsecondary teachers, subject not specified |
| | Teachers, Except Postsecondary |
| 155 | Teachers, prekindergarten and kindergarten (231) |
| N(156) | Teachers, elementary school (232) |
| P(157) | Teachers, secondary school (233) |
| 158 | Teachers, special education (235) |
| 159 | Teachers, n.e.c. (236, 239) |
| 163 | Counselors, educational and vocational (24) |
| | Librarians, Archivists, and Curators |
| 164 | Librarians (251) |
| 165 | Archivists and curators (252) |
| | Social Scientists and Urban Planners |
| 166 | Economists (1912) |
| 167 | Psychologists (1915) |
| 168 | Sociologists (1916) |
| 169 | Social scientists, n.e.c. (1913, 1914, 1919) |
| 173 | Urban planners (192) |
| | Social, Recreation, and Religious Workers |
| 174 | Social workers (2032) |
| 175 | Recreation workers (2033) |
| 176 | Clergy (2042) |
| 177 | Religious workers, n.e.c. (2049) |



| | |
|-----|--|
| | Lawyers and Judges |
| 178 | Lawyers (211) |
| 179 | Judges (212) |
| | Writers, Artists, Entertainers, and Athletes |
| 183 | Authors (321) |
| 184 | Technical writers (322) |
| 185 | Designers (322) |
| 186 | Musicians and composers (323) |
| 187 | Actors and directors (324) |
| 188 | Painters, sculptors, craft-artists, and artist printmakers (325) |
| 189 | Photographers (326) |
| 193 | Dancers (327) |
| 194 | Artists, performers, and related workers, n.e.c. (328, 329) |
| 195 | Editors and reporters (331) |
| 197 | Public relations specialists (332) |
| 198 | Announcers (333) |
| 199 | Athletes (34) |

TECHNICAL, SALES, AND ADMINISTRATIVE SUPPORT OCCUPATIONS

Technicians and Related Support Occupations

Health Technologists and Technicians

| | |
|-----|---|
| 203 | Clinical laboratory technologists and technicians (362) |
| 204 | Dental hygienists (363) |
| 205 | Health record technologists and technicians (364) |
| 206 | Radiologic technicians (365) |
| 207 | Licensed practical nurses (366) |
| 208 | Health technologists and technicians, n.e.c. (369) |

Technologists and Technicians, Except Health

Engineering and Related Technologists and Technicians


| | |
|-----|--|
| 213 | Electrical and electronic technicians (3711) |
| 214 | Industrial engineering technicians (3712) |
| 215 | Mechanical engineering technicians (3713) |
| 216 | Engineering technicians, n.e.c. (3719) |
| 217 | Drafting occupations (372) |
| 218 | Surveying and mapping technicians (373) |

Science Technicians

| | |
|-----|--|
| 222 | Biological technicians (382) |
| 224 | Chemical technicians (3831) |
| 225 | Science technicians, n.e.c. (3832, 3833, 384, 389) |

Technicians; Except Health, Engineering, and Science

| | |
|-----|--|
| 226 | Airplane pilots and navigators (825) |
| 227 | Air traffic controllers (392) |
| 228 | Broadcast equipment operators (393) |
| 229 | Computer programmers (3971, 3972) |
| 233 | Tool programmers, numerical control (3974) |
| 234 | Legal assistants (396) |
| 235 | Technicians, n.e.c. (399) |



| | |
|--------|---|
| | Sales Occupations |
| 243 | Supervisors and proprietors, sales occupations (40) |
| | Sales Representatives, Finance and Business Services |
| 253 | Insurance sales occupations (4122) |
| 254 | Real estate sales occupations (4123) |
| 255 | Securities and financial services sales occupations (4124) |
| 256 | Advertising and related sales occupations (4153) |
| 257 | Sales occupations, other business services (4152) |
| | Sales Representatives, Commodities Except Retail |
| 258 | Sales engineers (421) |
| 259 | Sales representatives, mining, manufacturing, and wholesale (423, 424) |
| | Sales Workers, Retail and Personal Services |
| 263 | Sales workers, motor vehicles and boats (4342, 4344) |
| 264 | Sales workers, apparel (4346) |
| 265 | Sales workers, shoes (4351) |
| 266 | Sales workers, furniture and home furnishings (4348) |
| 267 | Sales workers; radio, TV, hi-fi, and appliances (4343, 4352) |
| 268 | Sales workers, hardware and building supplies (4353) |
| 269 | Sales workers, parts (4367) |
| 274 | Sales workers, other commodities (4345, 4347, 4354, 4356, 4359, 4362, 4369) |
| 275 | Sales counter clerks (4363) |
| Q(276) | Cashiers (4364) |
| 277 | Street and door-to-door sales workers (4366) |
| 278 | News vendors (4365) |
| | Sales Related Occupations |
| 283 | Demonstrators, promoters and models, sales (445) |
| 284 | Auctioneers (447) |
| 285 | Sales support occupations, n.e.c. (444, 446, 449) |
| | Administrative Support Occupations, Including Clerical |
| | Supervisors, Administrative Support Occupations |
| 303 | Supervisors, general office (4511, 4513, 4514, 4516, 4519, 4529) |
| 304 | Supervisors, computer equipment operators (4512) |
| 305 | Supervisors, financial records processing (4521) |
| 306 | Chief communications operators (4523) |
| 307 | Supervisors; distribution, scheduling, and adjusting clerks (4522, 4524-4528) |
| | Computer Equipment Operators |
| 308 | Computer operators (4612) |
| 309 | Peripheral equipment operators (4613) |
| | Secretaries, Stenographers, and Typists |
| R(313) | Secretaries (4622) |
| 314 | Stenographers (4623) |
| 315 | Typists (4624) |
| | Information Clerks |
| 316 | Interviewers (4642) |
| 317 | Hotel clerks (4643) |
| 318 | Transportation ticket and reservation agents (4644) |
| 319 | Receptionists (4645) |
| 323 | Information clerks, n.e.c. (4649) |

| | |
|--------|--|
| | Records Processing Occupations, Except Financial |
| 325 | Classified-ad clerks (4662) |
| 326 | Correspondence clerks (4663) |
| 327 | Order clerks (4664) |
| 328 | Personnel clerks, except payroll and timekeeping (4692) |
| 329 | Library clerks (4694) |
| 335 | File clerks (4696) |
| 336 | Records clerks (4699) |
| | Financial Records Processing Occupations |
| S(337) | Bookkeepers, accounting, and auditing clerks (4712) |
| 338 | Payroll and timekeeping clerks (4713) |
| 339 | Billing clerks (4715) |
| 343 | Cost and rate clerks (4716) |
| 344 | Billing, posting, and calculating machine operators (4718) |
| | Duplicating, Mail and Other Office Machine Operators |
| 345 | Duplicating machine operators (4722) |
| 346 | Mail preparing and paper handling machine operators (4723) |
| 347 | Office machine operators, n.e.c. (4729) |
| | Communications Equipment Operators |
| 348 | Telephone operators (4732) |
| 349 | Telegraphers (4733) |
| 353 | Communications equipment operators, n.e.c. (4739) |
| | Mail and Message Distributing Occupations |
| 354 | Postal clerks, exc. mail carriers (4742) |
| 355 | Mail carriers, postal service (4743) |
| 356 | Mail clerks, exc. postal service (4744) |
| 357 | Messengers (4745) |
| | Material Recording, Scheduling, and Distributing Clerks |
| 359 | Dispatchers (4751) |
| 363 | Production coordinators (4752) |
| 364 | Traffic, shipping, and receiving clerks (4753) |
| 365 | Stock and inventory clerks (4754) |
| 366 | Meter readers (4755) |
| 368 | Weighers, measurers, and checkers (4756) |
| 369 | Samplers (4757) |
| 373 | Expeditors (4758) |
| 374 | Material recording, scheduling, and distributing clerks, n.e.c. (4759) |
| | Adjusters and Investigators |
| 375 | Insurance adjusters, examiners, and investigators (4782) |
| 376 | Investigators and adjusters, except insurance (4783) |
| 377 | Eligibility clerks, social welfare (4784) |
| 378 | Bill and account collectors (4786) |
| | Miscellaneous Administrative Support Occupations |
| 379 | General office clerks (469) |
| 383 | Bank tellers (4791) |
| 384 | Proofreaders (4792) |
| 385 | Data-entry keyers (4793) |
| 386 | Statistical clerks (4794) |
| 387 | Teachers' aides (4795) |
| 389 | Administrative support occupations, n.e.c. (4787, 4799) |



SERVICE OCCUPATIONS

Private Household Occupations

403 Launderers and ironers (503)
 404 Cooks, private household (504)
 405 Housekeepers and butlers (505)
 406 Child care workers, private household (506)
 T(407) Private household cleaners and servants (502, 507, 509)

Protective Service Occupations

Supervisors, Protective Service Occupations
 413 Supervisors, firefighting and fire prevention occupations (5111)
 414 Supervisors, police and detectives (5112)
 415 Supervisors, guards (5113)
 Firefighting and Fire Prevention Occupations
 416 Fire inspection and fire prevention occupations (5122)
 417 Firefighting occupations (5123)
 Police and Detectives
 418 Police and detectives, public service (5132)
 423 Sheriffs bailiffs, and other law enforcement officers (5134)
 424 Correctional institution officers (5133)
 Guards
 425 Crossing guards (5142)
 426 Guards and police, exc. public service (5144)
 427 Protective service occupations, n.e.c. (5149)

Service Occupations, Except Protective and Household

Food Preparation and Service Occupations
 433 Supervisors, food preparation and service occupations (5211)
 434 Bartenders (5212)
 U(435) Waiters and waitresses (5213)
 436 Cooks, except short order (5214)
 437 Short-order cooks (5215)
 438 Food counter, fountain and related occupations (5216)
 439 Kitchen workers, food preparation (5217)
 443 Waiters'/waitresses' assistants (5218)
 444 Miscellaneous food preparation occupations (5219)

Health Service Occupations


445 Dental assistants (5232)
 446 Health aides, except nursing (5233)
 447 Nursing aides, orderlies, and attendants (5236)

Cleaning and Building Service Occupations, except Household

448 Supervisors, cleaning and building service workers (5241)
 449 Maids and housemen (5242, 5249)
 V(453) Janitors and cleaners (5244)
 454 Elevator operators (5245)
 455 Pest control occupations (5246)

Personal Service Occupations

456 Supervisors, personal service occupations (5251)
 457 Barbers (5252)
 458 Hairdressers and cosmetologists (5253)



Personal Service Occupations (continued)

| | |
|-----|--|
| 459 | Attendants, amusement and recreation facilities (5254) |
| 463 | Guides (5255) |
| 464 | Ushers (5256) |
| 465 | Public transportation attendants (5257) |
| 466 | Baggage porters and bellhops (5262) |
| 467 | Welfare service aides (5263) |
| 468 | Child care workers, except private household (5264) |
| 469 | Personal service occupations, n.e.c. (5258, 5289) |

FARMING, FORESTRY, AND FISHING OCCUPATIONS

Farm Operators and Managers

| | |
|--------|---|
| W(473) | Farmers, except horticultural (5512-5514) |
| 474 | Horticultural specialty farmers (5515) |
| 475 | Managers, farms, except horticultural (5522-5524) |
| 476 | Managers, horticultural specialty farms (5525) |

Other Agricultural and Related Occupations

Farm Occupations, Except Managerial

| | |
|----------------------------------|--|
| 477 | Supervisors, farm workers (5611) |
| 479 | Farm workers (5612-5617) |
| 483 | Marine life cultivation workers (5618) |
| 484 | Nursery workers (5619) |
| Related Agricultural Occupations | |
| 485 | Supervisors, related agricultural occupations (5621) |
| 486 | Groundskeepers and gardeners, except farm (5622) |
| 487 | Animal caretakers, except farm (5624) |
| 488 | Graders and sorters, agricultural products (5625) |
| 489 | Inspectors, agricultural products (5627) |

Forestry and Logging Occupations

| | |
|-----|---|
| 494 | Supervisors, forestry, and logging workers (571) |
| 495 | Forestry workers, except logging (572) |
| 496 | Timber cutting and logging occupations (573, 579) |


Fishers, Hunters, and Trappers

| | |
|-----|--|
| 497 | Captains and other officers, fishing vessels (pt 8241) |
| 498 | Fishers (583) |
| 499 | Hunters and trappers (584) |

PRECISION PRODUCTION, CRAFT, AND REPAIR OCCUPATIONS


Mechanics and Repairers

| | |
|--|--|
| 503 | Supervisors, mechanics and repairers (60) |
| Mechanics and Repairers, Except Supervisors | |
| Vehicle and Mobile Equipment Mechanics and Repairers | |
| X(505) | Automobile mechanics (pt 6111) |
| 506 | Automobile mechanic apprentices (pt 6111) |
| 507 | Bus, truck, and stationary engine mechanics (6112) |
| 508 | Aircraft engine mechanics (6113) |
| 509 | Small engine repairers (6114) |
| 514 | Automobile body and related repairers (6115) |
| 515 | Aircraft mechanics, exc. engine (6116) |
| 516 | Heavy equipment mechanics (6117) |
| 517 | Farm equipment mechanics (6118) |



Mechanics and Repairers Except Supervisors (continued)

| | |
|--------|--|
| 518 | Industrial machinery repairers (613) |
| 519 | Machinery maintenance occupations (614) |
| | Electrical and Electronic Equipment Repairers |
| 523 | Electronic repairers, communications and industrial equipment (6151, 6153, 6155) |
| 525 | Data processing equipment repairers (6154) |
| 526 | Household appliance and power tool repairers (6156) |
| 527 | Telephone line installers and repairers (6157) |
| 529 | Telephone installers and repairers (6158) |
| 533 | Miscellaneous electrical and electronic equipment repairers (6152, 6159) |
| 534 | Heating, air conditioning, and refrigeration mechanics (6161) |
| | Miscellaneous Mechanics and Repairers |
| 535 | Camera, watch, and musical instrument repairers (6171, 6172) |
| 536 | Locksmiths and safe repairers (6173) |
| 538 | Office machine repairers (6174) |
| 539 | Mechanical controls and valve repairers (6175) |
| 543 | Elevator installers and repairers (6176) |
| 544 | Millwrights (6178) |
| 547 | Specified mechanics and repairers, n.e.c. (6177, 6179) |
| 549 | Not specified mechanics and repairers |
| | Construction Trades |
| | Supervisors, construction occupations |
| 663 | Supervisors: brickmasons, stonemasons, and tile setters (6312) |
| 554 | Supervisors, carpenters and related workers (6313) |
| 555 | Supervisors, electricians and power transmission installers (6314) |
| 556 | Supervisors: painters, paperhangers, and plasterers (6315) |
| 557 | Supervisors: plumbers, pipefitters, and steamfitters (6316) |
| 558 | Supervisors, n.e.c. (6311, 6318) |
| | Construction Trades, Except Supervisors |
| 563 | Brickmasons and stonemasons (pt 6412, pt 6413) |
| 564 | Brickmason and stonemason apprentices (pt 6412, pt 6413) |
| 565 | Tile setters, hard and soft (6414, pt 6462) |
| 566 | Carpet installers (pt 6462) |
| Y(567) | Carpenters (pt 6422) |
| 569 | Carpenter apprentices (pt 6422) |
| 573 | Drywall installers (6424) |
| 575 | Electricians (pt 6432) |
| 576 | 11 Electrician apprentices (pt 6432) |
| 577 | Electrical power installers and repairers (6433) |
| 579 | Painters, construction and maintenance (6442) |
| 583 | Paperhangers (6443) |
| 584 | Plasterers (6444) |
| 585 | Plumbers, pipefitters, and steamfitters (pt 645) |
| 587 | Plumber, pipefitter, and steamfitter apprentices (pt 645) |
| 588 | Concrete and terrazzo finishers (6463) |
| 589 | Glaziers (6464) |
| 593 | Insulation workers (6465) |
| 594 | Paving, surfacing, and tamping equipment operators (6466) |
| 595 | Roofers (6468) |
| 596 | Sheetmetal duct installers (6472) |
| 597 | Structural metal workers (6473) |
| 598 | Drillers, earth (6474) |
| 599 | Construction trades, n.e.c. (6467, 6475, 6476, 6479) |




Extractive Occupations

- 613 Supervisors, extractive occupations (632)
- 614 Drillers, oil well (652)
- 615 Explosives workers (653)
- 616 Mining machine operators (654)
- 617 Mining occupations, n.e.c. (656)

Precision Production Occupations

- 633 Supervisors, production occupations (67, 71)
- Precision Metal Working Occupations
 - 634 Tool and die makers (pt 6811)
 - 635 Tool and die maker apprentices (pt 6811)
 - 636 Precision assemblers, metal (6812)
 - 637 Machinists (pt 6813)
 - 639 Machinist apprentices (pt 6813)
 - 643 Boilermakers (6814)
 - 644 Precision grinders, filers, and tool sharpeners (6816)
 - 645 Patternmakers and model makers, metal (6817)
 - 646 Lay-out workers (6821)
 - 647 Precious stones and metals workers (Jewelers) (6822, 6866)
 - 649 Engravers, metal (6823)
 - 653 Sheet metal workers (pt 6824)
 - 654 Sheet metal worker apprentices (pt 6824)
 - 655 Miscellaneous precision metal workers (6829)
- Precision Woodworking Occupations
 - 656 Patternmakers and model makers, wood (6831)
 - 657 Cabinet makers and bench carpenters (6832)
 - 658 Furniture and wood finishers (6835)
 - 659 Miscellaneous precision woodworkers (6839)
- Precision Textile, Apparel, and Furnishings Machine Workers
 - 666 Dressmakers (pt 6852, pt 7752)
 - 667 Tailors (pt 6852)
 - 668 Upholsterers (6853)
 - 669 Shoe repairers (6854)
 - 673 Apparel and fabric patternmakers (6856)
 - 674 Miscellaneous precision apparel and fabric workers (6859, pt 7752)
- Precision Workers, Assorted Materials
 - 675 Hand molders and shapers, except jewelers (6861)
 - 676 Patternmakers, lay-out workers, and cutters (6862)
 - 677 Optical goods workers (6864, pt 7477, pt 7677)
 - 678 Dental laboratory and medical appliance technicians (6865)
 - 679 Bookbinders (6844)
 - 683 Electrical and electronic equipment assemblers (6867)
 - 684 Miscellaneous precision workers, n.e.c. (6869)
- Precision Food Production Occupations
 - 686 Butchers and meat cutters (6871)
 - 687 Bakers (6872)
 - 688 Food batchmakers (6873, 6879)
- Precision Inspectors, Testers, and Related Workers
 - 689 Inspectors, testers, and graders (6881, 828)
 - 693 Adjusters and calibrators (6882)
- Plant and System Operators
 - 694 Water and sewage treatment plant operators (691)
 - 695 Power plant operators (pt 693)



- 696 Stationary engineers (pt 693, 7668)
 699 Miscellaneous plant and system operators (692, 694, 695, 696)

OPERATORS, FABRICATORS, AND LABORERS

Machine Operators, Assemblers, and Inspectors

Machine Operators and Tenders, except Precision

Metal working and Plastic Working Machine Operators

- 703 Lathe and turning machine set-up operators (7312)
 704 Lathe and turning machine operators (7512)
 705 Milling and planing machine operators (7313, 7513)
 706 Punching and stamping press machine operators (7314, 7317, 7514, 7517)
 707 Rolling machine operators (7316, 7516)
 708 Drilling and boring machine operators (7318, 7518)
 709 Grinding, abrading, buffing, and polishing machine operators
 (7322, 7324, 7522)
 713 Forging machine operators (7319, 7519)
 714 Numerical control machine operators (7326)
 715 Miscellaneous metal, plastic, stone, and glass working machine operators
 (7329, 7529)
 717 Fabricating machine operators, n.e.c. (7339, 7539)
 Metal and Plastic Processing Machine Operators
 719 Molding and casting machine operators (7315, 7342, 7515, 7542)
 723 Metal plating machine operators (7343, 7543)
 724 Heat treating equipment operators (7344, 7544)
 725 Miscellaneous metal and plastic processing machine operators (7349, 7549)
 Woodworking Machine Operators
 726 Wood lathe, routing, and planing machine operators (7431, 7432, 7631, 7632)
 727 Sawing machine operators (7433, 7633)
 728 Shaping and joining machine operators (7435, 7635)
 729 Nailing and tacking machine operators (7636)
 733 Miscellaneous woodworking machine operators (7434, 7439, 7634, 7639)
 Printing Machine Operators
 734 Printing machine operators (7443, 7643)
 735 Photoengravers and lithographers (6842, 7444, 7644)
 736 Typesetters and compositors (6841, 7642)
 737 Miscellaneous printing machine operators (6849, 7449, 7649)


Textile, Apparel, and Furnishings Machine Operators

- 738 Winding and twisting machine operators (7451, 7651)
 739 Knitting, looping, taping, and weaving machine operators (7452, 7652)
 743 Textile cutting machine operators (7654)
 744 Textile sewing machine operators (7655)
 745 Shoe machine operators (7656)
 747 Pressing machine operators (7657)
 748 Laundering and dry cleaning machine operators (6855, 7658)
 749 Miscellaneous textile machine operators (7459, 7659)

Machine Operators, Assorted Materials

- 753 Cementing and gluing machine operators (7661)
 754 Packaging and filling machine operators (7462, 7662)
 755 Extruding and forming machine operators (7463, 7663)
 756 Mixing and blending machine operators (7664)
 757 Separating, filtering, and clarifying machine operators

| | |
|------|---|
| | (7476, 7666, 7676) |
| 758 | Compressing and compacting machine operators (7467, 7667) |
| 759 | Painting and paint spraying machine operators (7669) |
| | Machine Operators, Assorted Materials (continued) |
| 763 | Roasting and baking machine operators, food (7472, 7672) |
| 764 | Washing, cleaning, and pickling machine operators (7673) |
| 765 | Holding machine operators (7474, 7674) |
| 766 | Furnace, kiln, and oven operators, exc. food (7675) |
| 768 | Crushing and grinding machine operators (pt 7477, pt 7677) |
| 769 | Slicing and cutting machine operators (7478, 7678) |
| 773 | Motion picture projectionists (pt 7479) |
| 774 | Photographic process machine operators (6883, 6868, 7671) |
| 777 | Miscellaneous machine operators, n.e.c. (pt 7479, 7666, 7679) |
| 779 | Machine operators, not specified |
| | Fabricators, Assemblers, and Hand Working Occupations |
| 783 | Welders and cutters (7332, 7532, 7714) |
| 784 | Solderers and brazers (7333, 7533, 7717) |
| 785 | Assemblers (772, 774) |
| 786 | Hand cutting and trimming occupations (7753) |
| 787 | Hand molding, casting, and forming occupations (7754, 7755) |
| 789 | Hand painting, coating, and decorating occupations (7756) |
| 793 | Hand engraving and printing occupations (7757) |
| 794 | Hand grinding and polishing occupations (7758) |
| 795 | Miscellaneous hand working occupations (7759) |
| | Production Inspectors, Testers, Samplers, and Weighers |
| 796 | Production inspectors, checkers, and examiners (782, 787) |
| 797 | Production testers (783) |
| 798 | Production samplers and weighers (784) |
| 799 | Graders and sorters, exc. agricultural (785) |
| | Transportation and Material Moving Occupations |
| | Motor Vehicle Operators |
| 803 | Supervisors, motor vehicle operators (8111) |
| 804) | Truck drivers, heavy (8212, 8213) |
| 805 | Truck drivers, light (8214) |
| 806 | Driver-sales workers (8218) |
| 808 | Bus drivers (8215) |
| 809 | Taxicab drivers and chauffeurs (8216) |
| 813 | Parking lot attendants (874) |
| 814 | Motor transportation occupations, n.e.c. (8219) |
| | Transportation Occupations, Except Motor Vehicles |
| | Rail Transportation Occupations |
| 823 | Railroad conductors and yardmasters (8113) |
| 824 | Locomotive operating occupations (8232) |
| 825 | Railroad brake, signal, and switch operators (8233) |
| 826 | Rail vehicle operators, n.e.c. (8239) |
| | Water Transportation Occupations |
| 828 | Ship captains and mates, except fishing boats (pt 8241, 8242) |
| 829 | Sailors and deckhands (8243) |
| 833 | Marine engineers (8244) |
| 834 | Bridge, lock, and lighthouse tenders (8245) |



Material Moving Equipment Operators
 843 Supervisors, material moving equipment operators (812)
 844 Operating engineers (8312)
 845 Longshore equipment operators (8313)

Material Moving Equipment Operators (continued)
 848 Hoist and winch operators (8314)
 849 Crane and tower operators (8315)
 853 Excavating and loading machine operators (8316)
 855 Grader, dozer, and scraper operators (8317)
 856 Industrial truck and tractor equipment operators (8318)
 859 Miscellaneous material moving equipment operators (8319)


Handlers, Equipment Cleaners, Helpers, and Laborers
 863 Supervisors, handlers, equipment cleaners, and laborers, n.e.c. (85)
 864 Helpers, mechanics and repairers (863)


Helpers, Construction and Extractive Occupations
 865 Helpers, construction trades (8641-8645, 8648)
 866 Helpers, surveyor (8646)
 867 Helpers, extractive occupations (865)

869 Construction laborers (871)
 873 Production helpers (861, 882)

Freight, Stock, and Material Handlers
 875 Garbage collectors (8722)
 876 Stevedores (8723)
 877 Stock handlers and baggers (8724)
 878 Machine feeders and offbearers (8725)
 883 Freight, stock, and material handlers, n.e.c. (8726)
 885 Garage and service station related occupations (873)
 887 Vehicle washers and equipment cleaners (875)
 888 Hand packers and packagers (8761)
 889 Laborers, except construction (8769)

905 Member of the Armed Forces





APPENDIX A-5

1980 CENSUS OF POPULATION
INDUSTRY CLASSIFICATION SYSTEM(Numbers in parentheses are the 1972 SIC code equivalents 1/)Census
Code

AGRICULTURE, FORESTRY, AND FISHERIES

010 (A) Agricultural production, crops (01)
 011 Agricultural production, livestock (02)
 020 Agricultural services, except horticultural (07, except 078)
 021 Horticultural services (078)
 030 Forestry (08)
 031 Fishing, hunting, and trapping (09)

MINING

040 Metal mining (10)
 041 Coal mining (11, 12)
 042 Crude petroleum and natural gas extraction (13)
 050 Nonmetallic mining and quarrying, except fuel (14)

060 (B) CONSTRUCTION (15, 16, 17)

MANUFACTURING

Nondurable Goods

Food and kindred products
 100 Meat products (201)
 101 Dairy products (202)
 102 Canned and preserved fruits and vegetables (203)
 110 Grain mill products (204)
 111 Bakery products (205)
 112 Sugar and confectionery products (206)
 120 Beverage industries (208)
 121 Miscellaneous food preparations and kindred products (207, 209)
 122 Not specified food industries
 130 Tobacco manufactures (21)
 Textile mill products
 132 Knitting mills (225)
 140 Dyeing and finishing textiles, except wool and knit goods (226)
 141 Floor coverings, except hard surface (227)
 142 Yarn, thread, and fabric mills (221-224, 228)
 150 Miscellaneous textile mill products (229)

1/ See Executive Office of the President, Office of Management and Budget,
 Standard Industrial Classification Manual, 1972 and the 1977 Supplement.



Census
Code


MANUFACTURING-Continued

Nondurable goods-Continued

| | |
|---------|--|
| | Apparel and other finished textile products |
| 151 | Apparel and accessories, except knit (231-238) |
| 152 | Miscellaneous fabricated textile products (239) |
| | Paper and allied products |
| 160 | Pulp, paper, and paperboard mills (261-283, 266) |
| 161 | Miscellaneous paper and pulp products (264) |
| 162 | Paperboard containers and boxes (265) |
| | Printing, publishing, and allied industries |
| 171 (C) | Newspaper publishing and printing (271) |
| 172 | Printing, publishing, and allied industries, except newspapers (272-279) |
| | Chemicals and allied products |
| 180 | Plastics, synthetics, and resins (282) |
| 181 | Drugs (283) |
| 182 | Soaps and cosmetics (284) |
| 190 | Paints, varnishes, and related products (287) |
| 191 | Agricultural chemicals (287) |
| 192 | Industrial and miscellaneous chemicals (281, 286, 288) |
| | Petroleum and coal products |
| 200 | Petroleum refining (291) |
| 201 | Miscellaneous petroleum and coal products (295, 299) |
| | Rubber and miscellaneous plastics products |
| 210 | Tires and inner tubes (301) |
| 211 | Other rubber products, and plastics footwear and belting (302-304, 306) |
| 212 | Miscellaneous plastics products (307) |
| | Leather and leather products |
| 220 | Leather tanning and finishing (311) |
| 221 | Footwear, except rubber and plastic (313, 314) |
| 222 | Leather products, except footwear (315-317, 319) |

Durable Goods

| | |
|-----|---|
| | Lumber and wood products, except furniture |
| 230 | Logging (241) |
| 231 | Sawmills, planing mills, and millwork (242, 243) |
| 232 | Wood buildings and mobile homes (245) |
| 241 | Miscellaneous wood products (244, 249) |
| 242 | Furniture and fixtures (25) |
| | Stone, clay, glass, and concrete products |
| 250 | Glass and glass products (321-323) |
| 251 | Cement, concrete, gypsum, and plaster products (324, 327) |
| 252 | Structural clay products (325) |
| 261 | Pottery and related products (326) |
| 262 | Miscellaneous nonmetallic mineral and stone products (328, 329) |
| | Metal industries |
| 270 | Blast furnaces, steelworks, rolling and finishing mills (331) |
| 271 | Iron and steel foundries (332) |
| 272 | Primary aluminum industries (3334, part 334, 3353-3355, 3361) |



Census
Code

MANUFACTURING-Continued

Durable goods-Continued

280 Other primary metal industries (3331-3333, 3339, part 334, 3351,
3356, 3357, 3362, 3369, 339)

281 Cutlery, handtools, and other hardware (342)

282 Fabricated structural metal products (344)

290 Screw machine products (345)

281 Metal forgings and stampings (346)

282 Ordnance (348)

300 Miscellaneous fabricated metal products (341, 343, 347, 349)

301 Not specified metal industries

Machinery, except electrical

310 Engines and turbines (351)

311 Farm machinery and equipment (352)

312 Construction and material handling machines (353)

320 Metalworking machinery (354)

321 Office and accounting machines (357, except 3573)

322 Electronic computing equipment (3573)

331 Machinery, except electrical, n.e.c. (355, 356, 358, 359)

332 Not specified machinery

Electrical machinery, equipment, and supplies

340 Household appliances (363)

341 Radio, T.V., and communication equipment (365, 366)

342 Electrical machinery, equipment, and supplies, n.e.c. (361, 362,
364, 367, 369)

350 Not specified electrical machinery, equipment, and supplies

Transportation equipment

351 Motor vehicles and motor vehicle equipment (371)

352 Aircraft and parts (372)

360 Ship and boat building and repairing (373)

361 Railroad locomotives and equipment (374)

362 Guided missiles, space vehicles, and parts (376)

370 Cycles and miscellaneous transportation equipment (375, 379)

Professional and photographic equipment, and watches

371 Scientific and controlling instruments (381, 382)

372 Optical and health services supplies (383, 384, 385)

380 Photographic equipment and supplies (386)

381 Watches, clocks, and clockwork operated devices (387)

382 Not specified professional equipment

390 Toys, amusement, and sporting goods (394)

391 Miscellaneous manufacturing industries (39 exc. 394)

392 Not specified manufacturing industries


TRANSPORTATION, COMMUNICATIONS, AND OTHER
PUBLIC UTILITIES

Transportation

400 Railroads (40)

401 Bus service and urban transit (41, except 412)

402 Taxicab service (412)



TRANSPORTATION, COMMUNICATIONS, AND OTHER PUBLIC
UTILITIES-Continued

Census
Code

| | |
|-----|---|
| | Transportation (continued) |
| 410 | Trucking service (421, 423) |
| 411 | Warehousing and storage (422) |
| 412 | U.S. Postal Service (43) |
| 420 | Water transportation (44) |
| 421 | Air transportation (45) |
| 422 | Pipe lines, except natural gas (46) |
| 432 | Services incidental to transportation (47) |
| | Communications |
| 440 | Radio and television broadcasting (483) |
| 441 | Telephone (wire and radio) (481) |
| 442 | Telegraph and miscellaneous communication services (482, 489) |
| | Utilities and sanitary services |
| 460 | Electric light and power (491) |
| 461 | Gas and steam supply systems (492, 496) |
| 462 | Electric and gas, and other combinations (493) |
| 470 | Water supply and irrigation (494, 497) |
| 471 | Sanitary services (495) |
| 472 | Not specified utilities |

WHOLESALE TRADE

Durable Goods

| | |
|-----|---|
| 500 | Motor vehicles and equipment (501) |
| 501 | Furniture and home furnishings (502) |
| 502 | Lumber and construction materials (503) |
| 510 | Sporting goods, toys, and hobby goods (504) |
| 511 | Metals and minerals, except petroleum (505) |
| 512 | Electrical goods (506) |
| 521 | Hardware, plumbing and heating supplies (507) |
| 522 | Not specified electrical and hardware products |
| 530 | Machinery, equipment, and supplies (508) |
| 531 | Scrap and waste materials (5093) |
| 532 | Miscellaneous wholesale, durable goods (5094, 5099) |

Nondurable Goods

| | |
|-----|--|
| 540 | Paper and paper products (511) |
| 541 | Drugs, chemicals and allied products (512, 516) |
| 542 | Apparel, fabrics, and notions (513) |
| 550 | Groceries and related products (514) |
| 551 | Farm products - raw materials (515) |
| 552 | Petroleum products (517) |
| 560 | Alcoholic beverages (518) |
| 561 | Farm supplies (5191) |
| 562 | Miscellaneous wholesale, nondurable goods (5194, 5198, 5199) |
| 571 | Not specified wholesale trade |

Census
Code

RETAIL TRADE

| | |
|---------|---|
| 580 | Lumber and building material retailing (521, 523) |
| 581 | Hardware stores (525) |
| 582 | Retail nurseries and garden stores (526) |
| 590 | Mobile home dealers (527) |
| 591 (D) | Department stores (531) |
| 592 | Variety stores (533) |
| 600 | Miscellaneous general merchandise stores (539) |
| 601 (E) | Grocery stores (541) |
| 602 | Dairy products stores (545) |
| 610 | Retail bakeries (546) |
| 611 | Food stores, n.e.c. (542, 543, 544, 549) |
| 612 | Motor vehicle dealers (551, 552) |
| 620 | Auto and home supply stores (553) |
| 621 | Gasoline service stations (554) |
| 622 | Miscellaneous vehicle dealers (555, 556, 557, 559) |
| 630 | Apparel and accessory stores, except shoe (56, except 566) |
| 631 | Shoe stores (566) |
| 632 | Furniture and home furnishings stores (571) |
| 640 | Household appliances, TV, and radio stores (572, 573) |
| 641 (F) | Eating and drinking places (58) |
| 642 | Drug stores (591) |
| 650 | Liquor stores (592) |
| 651 | Sporting goods, bicycles, and hobby stores (5941, 5945, 5946) |
| 652 | Book and stationery stores (5942, 5943) |
| 660 | Jewelry stores (5944) |
| 661 | Sewing, needlework and piece goods stores (5949) |
| 662 | Mail order houses (5961) |
| 670 | Vending machine operators (5962) |
| 671 | Direct selling establishments (5963) |
| 672 | Fuel and ice dealers (598) |
| 681 | Retail florists (5992) |
| 682 | Miscellaneous retail stores (593, 5947, 5948, 5993, 5994, 5999) |
| 691 | Not specified retail trade |

FINANCE, INSURANCE, AND REAL ESTATE

| | |
|---------|---|
| 700 (G) | Banking (60) |
| 701 | Savings and loan associations (612) |
| 702 | Credit agencies, n.e.c. (61, except 612) |
| 710 | Security, commodity brokerage, and investment companies (62, 67) |
| 711 (H) | Insurance (63, 64) |
| 712 | Real estate, including real estate-insurance-law offices (65, 66) |

BUSINESS AND REPAIR SERVICES

| | |
|-----|---|
| 721 | Advertising (731) |
| 722 | Services to dwellings and other buildings (734) |
| 730 | Commercial research, development, and testing labs (7391, 7397) |
| 731 | Personnel supply services (736) |
| 732 | Business management and consulting services (7392) |

Census
Code

BUSINESS AND REPAIR SERVICES (continued)

740 Computer and data processing services (737)
 741 Detective and protective services (7383)
 742 Business services, n.e.c. (732, 733, 735, 7394, 7395, 7396, 7399)
 750 Automotive services, except repair (751, 752, 754)
 751 Automotive repair shops (753)
 752 Electrical repair shops (762, 7694)
 760 Miscellaneous repair services (763, 764, 7692, 7699)

PERSONAL SERVICES


761 (J) Private households (88)
 762 Hotels and motels (701)
 770 Lodging places, except hotels and motels (702, 703, 704)
 771 Laundry, cleaning, and garment services (721)
 772 Beauty shops (723)
 780 Barber shops (724)
 781 Funeral service and crematories (726)
 782 Shoe repair shops (725)
 790 Dressmaking shops (part 729)
 791 Miscellaneous personal services (722, part 729)

ENTERTAINMENT AND RECREATION SERVICES

800 Theaters and motion pictures (78, 792)
 801 Bowling alleys, billiard and pool parlors (793)
 802 Miscellaneous entertainment and recreation services (791, 794, 799)

PROFESSIONAL AND RELATED SERVICES

812 Offices of physicians (801, 803)
 820 Offices of dentists (802)
 821 Offices of chiropractors (8041)
 822 Offices of optometrists (8042)
 830 Offices of health practitioners, n.e.c. (8049)
 831 (K) Hospitals (806)
 832 Nursing and personal care facilities (805)
 840 Health services, n.e.c. (807, 808, 809)
 841 Legal services (81)
 842 (L) Elementary and secondary schools (821)
 850 (N) Colleges and universities (822)
 851 Business, trade, and vocational schools (824)
 852 Libraries (823)
 860 Educational services, n.e.c. (829)
 861 Job training and vocational rehabilitation services (833)
 862 Child day care services (835)
 870 Residential care facilities, without nursing (836)
 871 Social services, n.e.c. (832, 839)
 872 Museums, art galleries, and zoos (84)



Census
Code


PROFESSIONAL AND RELATED SERVICES (continued)

880 Religious organizations (866)
881 Membership organizations (861-865, 869)
882 Engineering, architectural, and surveying services (891)
890 Accounting, auditing, and bookkeeping services (893)
891 Noncommercial educational and scientific research (892)
892 Miscellaneous professional and related services (899)

PUBLIC ADMINISTRATION

900 Executive and legislative offices (911-913)
901 General government, n.e.c. (919)
910 Justice, public order, and safety (92)
921 Public finance, taxation, and monetary policy (93)
922 Administration of human resources programs (94)
930 Administration of environmental quality and housing programs (95)
931 Administration of economic programs (96)
932 National security and international affairs (97)


991 Member of the Armed Forces




APPENDIX B
RECORD TYPE COUNTS


The SIPP public-use microdata file consists of eight record types. Below is listed the number of records by record type on the Wave 8 relational file.

| <u>Record Type</u> | <u>Count</u> |
|--------------------|--------------|
| Sample Unit | 10,600 |
| Household | 12,462 |
| Family | 51,787 |
| Person | 32,334 |
| Wage-Salary | 14,301 |
| Self-Employment | 1,928 |
| General-Type 1 | 11,291 |
| General-Type 2 | 15,459 |



| 17. AGENCY USE ONLY - DO NOT WRITE IN THESE SPACES | | 18. NAME OF APPLICANT | | 19. ADDRESS | | 20. CITY AND STATE | | 21. ZIP CODE | | 22. DATE OF BIRTH | | 23. SEX | | 24. MARITAL STATUS | | 25. OCCUPATION | | 26. EDUCATION | | 27. ASSESSOR'S DESIGNATION | | 28. AGENCY USE ONLY - DO NOT WRITE IN THESE SPACES | |
|--|-------|-----------------------|-------|-------------|-------|--------------------|-------|--------------|-------|-------------------|-------|---------|-------|--------------------|-------|----------------|-------|---------------|-------|----------------------------|-------|--|-------|
| 17.1 | 17.2 | 18.1 | 18.2 | 19.1 | 19.2 | 20.1 | 20.2 | 21.1 | 21.2 | 22.1 | 22.2 | 23.1 | 23.2 | 24.1 | 24.2 | 25.1 | 25.2 | 26.1 | 26.2 | 27.1 | 27.2 | 28.1 | 28.2 |
| 17.3 | 17.4 | 18.3 | 18.4 | 19.3 | 19.4 | 20.3 | 20.4 | 21.3 | 21.4 | 22.3 | 22.4 | 23.3 | 23.4 | 24.3 | 24.4 | 25.3 | 25.4 | 26.3 | 26.4 | 27.3 | 27.4 | 28.3 | 28.4 |
| 17.5 | 17.6 | 18.5 | 18.6 | 19.5 | 19.6 | 20.5 | 20.6 | 21.5 | 21.6 | 22.5 | 22.6 | 23.5 | 23.6 | 24.5 | 24.6 | 25.5 | 25.6 | 26.5 | 26.6 | 27.5 | 27.6 | 28.5 | 28.6 |
| 17.7 | 17.8 | 18.7 | 18.8 | 19.7 | 19.8 | 20.7 | 20.8 | 21.7 | 21.8 | 22.7 | 22.8 | 23.7 | 23.8 | 24.7 | 24.8 | 25.7 | 25.8 | 26.7 | 26.8 | 27.7 | 27.8 | 28.7 | 28.8 |
| 17.9 | 17.10 | 18.9 | 18.10 | 19.9 | 19.10 | 20.9 | 20.10 | 21.9 | 21.10 | 22.9 | 22.10 | 23.9 | 23.10 | 24.9 | 24.10 | 25.9 | 25.10 | 26.9 | 26.10 | 27.9 | 27.10 | 28.9 | 28.10 |
| 17.11 | 17.12 | 18.11 | 18.12 | 19.11 | 19.12 | 20.11 | 20.12 | 21.11 | 21.12 | 22.11 | 22.12 | 23.11 | 23.12 | 24.11 | 24.12 | 25.11 | 25.12 | 26.11 | 26.12 | 27.11 | 27.12 | 28.11 | 28.12 |
| 17.13 | 17.14 | 18.13 | 18.14 | 19.13 | 19.14 | 20.13 | 20.14 | 21.13 | 21.14 | 22.13 | 22.14 | 23.13 | 23.14 | 24.13 | 24.14 | 25.13 | 25.14 | 26.13 | 26.14 | 27.13 | 27.14 | 28.13 | 28.14 |
| 17.15 | 17.16 | 18.15 | 18.16 | 19.15 | 19.16 | 20.15 | 20.16 | 21.15 | 21.16 | 22.15 | 22.16 | 23.15 | 23.16 | 24.15 | 24.16 | 25.15 | 25.16 | 26.15 | 26.16 | 27.15 | 27.16 | 28.15 | 28.16 |
| 17.17 | 17.18 | 18.17 | 18.18 | 19.17 | 19.18 | 20.17 | 20.18 | 21.17 | 21.18 | 22.17 | 22.18 | 23.17 | 23.18 | 24.17 | 24.18 | 25.17 | 25.18 | 26.17 | 26.18 | 27.17 | 27.18 | 28.17 | 28.18 |
| 17.19 | 17.20 | 18.19 | 18.20 | 19.19 | 19.20 | 20.19 | 20.20 | 21.19 | 21.20 | 22.19 | 22.20 | 23.19 | 23.20 | 24.19 | 24.20 | 25.19 | 25.20 | 26.19 | 26.20 | 27.19 | 27.20 | 28.19 | 28.20 |
| 17.21 | 17.22 | 18.21 | 18.22 | 19.21 | 19.22 | 20.21 | 20.22 | 21.21 | 21.22 | 22.21 | 22.22 | 23.21 | 23.22 | 24.21 | 24.22 | 25.21 | 25.22 | 26.21 | 26.22 | 27.21 | 27.22 | 28.21 | 28.22 |
| 17.23 | 17.24 | 18.23 | 18.24 | 19.23 | 19.24 | 20.23 | 20.24 | 21.23 | 21.24 | 22.23 | 22.24 | 23.23 | 23.24 | 24.23 | 24.24 | 25.23 | 25.24 | 26.23 | 26.24 | 27.23 | 27.24 | 28.23 | 28.24 |
| 17.25 | 17.26 | 18.25 | 18.26 | 19.25 | 19.26 | 20.25 | 20.26 | 21.25 | 21.26 | 22.25 | 22.26 | 23.25 | 23.26 | 24.25 | 24.26 | 25.25 | 25.26 | 26.25 | 26.26 | 27.25 | 27.26 | 28.25 | 28.26 |
| 17.27 | 17.28 | 18.27 | 18.28 | 19.27 | 19.28 | 20.27 | 20.28 | 21.27 | 21.28 | 22.27 | 22.28 | 23.27 | 23.28 | 24.27 | 24.28 | 25.27 | 25.28 | 26.27 | 26.28 | 27.27 | 27.28 | 28.27 | 28.28 |
| 17.29 | 17.30 | 18.29 | 18.30 | 19.29 | 19.30 | 20.29 | 20.30 | 21.29 | 21.30 | 22.29 | 22.30 | 23.29 | 23.30 | 24.29 | 24.30 | 25.29 | 25.30 | 26.29 | 26.30 | 27.29 | 27.30 | 28.29 | 28.30 |
| 17.31 | 17.32 | 18.31 | 18.32 | 19.31 | 19.32 | 20.31 | 20.32 | 21.31 | 21.32 | 22.31 | 22.32 | 23.31 | 23.32 | 24.31 | 24.32 | 25.31 | 25.32 | 26.31 | 26.32 | 27.31 | 27.32 | 28.31 | 28.32 |
| 17.33 | 17.34 | 18.33 | 18.34 | 19.33 | 19.34 | 20.33 | 20.34 | 21.33 | 21.34 | 22.33 | 22.34 | 23.33 | 23.34 | 24.33 | 24.34 | 25.33 | 25.34 | 26.33 | 26.34 | 27.33 | 27.34 | 28.33 | 28.34 |
| 17.35 | 17.36 | 18.35 | 18.36 | 19.35 | 19.36 | 20.35 | 20.36 | 21.35 | 21.36 | 22.35 | 22.36 | 23.35 | 23.36 | 24.35 | 24.36 | 25.35 | 25.36 | 26.35 | 26.36 | 27.35 | 27.36 | 28.35 | 28.36 |
| 17.37 | 17.38 | 18.37 | 18.38 | 19.37 | 19.38 | 20.37 | 20.38 | 21.37 | 21.38 | 22.37 | 22.38 | 23.37 | 23.38 | 24.37 | 24.38 | 25.37 | 25.38 | 26.37 | 26.38 | 27.37 | 27.38 | 28.37 | 28.38 |
| 17.39 | 17.40 | 18.39 | 18.40 | 19.39 | 19.40 | 20.39 | 20.40 | 21.39 | 21.40 | 22.39 | 22.40 | 23.39 | 23.40 | 24.39 | 24.40 | 25.39 | 25.40 | 26.39 | 26.40 | 27.39 | 27.40 | 28.39 | 28.40 |
| 17.41 | 17.42 | 18.41 | 18.42 | 19.41 | 19.42 | 20.41 | 20.42 | 21.41 | 21.42 | 22.41 | 22.42 | 23.41 | 23.42 | 24.41 | 24.42 | 25.41 | 25.42 | 26.41 | 26.42 | 27.41 | 27.42 | 28.41 | 28.42 |
| 17.43 | 17.44 | 18.43 | 18.44 | 19.43 | 19.44 | 20.43 | 20.44 | 21.43 | 21.44 | 22.43 | 22.44 | 23.43 | 23.44 | 24.43 | 24.44 | 25.43 | 25.44 | 26.43 | 26.44 | 27.43 | 27.44 | 28.43 | 28.44 |
| 17.45 | 17.46 | 18.45 | 18.46 | 19.45 | 19.46 | 20.45 | 20.46 | 21.45 | 21.46 | 22.45 | 22.46 | 23.45 | 23.46 | 24.45 | 24.46 | 25.45 | 25.46 | 26.45 | 26.46 | 27.45 | 27.46 | 28.45 | 28.46 |
| 17.47 | 17.48 | 18.47 | 18.48 | 19.47 | 19.48 | 20.47 | 20.48 | 21.47 | 21.48 | 22.47 | 22.48 | 23.47 | 23.48 | 24.47 | 24.48 | 25.47 | 25.48 | 26.47 | 26.48 | 27.47 | 27.48 | 28.47 | 28.48 |
| 17.49 | 17.50 | 18.49 | 18.50 | 19.49 | 19.50 | 20.49 | 20.50 | 21.49 | 21.50 | 22.49 | 22.50 | 23.49 | 23.50 | 24.49 | 24.50 | 25.49 | 25.50 | 26.49 | 26.50 | 27.49 | 27.50 | 28.49 | 28.50 |
| 17.51 | 17.52 | 18.51 | 18.52 | 19.51 | 19.52 | 20.51 | 20.52 | 21.51 | 21.52 | 22.51 | 22.52 | 23.51 | 23.52 | 24.51 | 24.52 | 25.51 | 25.52 | 26.51 | 26.52 | 27.51 | 27.52 | 28.51 | 28.52 |
| 17.53 | 17.54 | 18.53 | 18.54 | 19.53 | 19.54 | 20.53 | 20.54 | 21.53 | 21.54 | 22.53 | 22.54 | 23.53 | 23.54 | 24.53 | 24.54 | 25.53 | 25.54 | 26.53 | 26.54 | 27.53 | 27.54 | 28.53 | 28.54 |
| 17.55 | 17.56 | 18.55 | 18.56 | 19.55 | 19.56 | 20.55 | 20.56 | 21.55 | 21.56 | 22.55 | 22.56 | 23.55 | 23.56 | 24.55 | 24.56 | 25.55 | 25.56 | 26.55 | 26.56 | 27.55 | 27.56 | 28.55 | 28.56 |
| 17.57 | 17.58 | 18.57 | 18.58 | 19.57 | 19.58 | 20.57 | 20.58 | 21.57 | 21.58 | 22.57 | 22.58 | 23.57 | 23.58 | 24.57 | 24.58 | 25.57 | 25.58 | 26.57 | 26.58 | 27.57 | 27.58 | 28.57 | 28.58 |
| 17.59 | 17.60 | 18.59 | 18.60 | 19.59 | 19.60 | 20.59 | 20.60 | 21.59 | 21.60 | 22.59 | 22.60 | 23.59 | 23.60 | 24.59 | 24.60 | 25.59 | 25.60 | 26.59 | 26.60 | 27.59 | 27.60 | 28.59 | 28.60 |
| 17.61 | 17.62 | 18.61 | 18.62 | 19.61 | 19.62 | 20.61 | 20.62 | 21.61 | 21.62 | 22.61 | 22.62 | 23.61 | 23.62 | 24.61 | 24.62 | 25.61 | 25.62 | 26.61 | 26.62 | 27.61 | 27.62 | 28.61 | 28.62 |
| 17.63 | 17.64 | 18.63 | 18.64 | 19.63 | 19.64 | 20.63 | 20.64 | 21.63 | 21.64 | 22.63 | 22.64 | 23.63 | 23.64 | 24.63 | 24.64 | 25.63 | 25.64 | 26.63 | 26.64 | 27.63 | 27.64 | 28.63 | 28.64 |
| 17.65 | 17.66 | 18.65 | 18.66 | 19.65 | 19.66 | 20.65 | 20.66 | 21.65 | 21.66 | 22.65 | 22.66 | 23.65 | 23.66 | 24.65 | 24.66 | 25.65 | 25.66 | 26.65 | 26.66 | 27.65 | 27.66 | 28.65 | 28.66 |
| 17.67 | 17.68 | 18.67 | 18.68 | 19.67 | 19.68 | 20.67 | 20.68 | 21.67 | 21.68 | 22.67 | 22.68 | 23.67 | 23.68 | 24.67 | 24.68 | 25.67 | 25.68 | 26.67 | 26.68 | 27.67 | 27.68 | 28.67 | 28.68 |
| 17.69 | 17.70 | 18.69 | 18.70 | 19.69 | 19.70 | 20.69 | 20.70 | 21.69 | 21.70 | 22.69 | 22.70 | 23.69 | 23.70 | 24.69 | 24.70 | 25.69 | 25.70 | 26.69 | 26.70 | 27.69 | 27.70 | 28.69 | 28.70 |
| 17.71 | 17.72 | 18.71 | 18.72 | 19.71 | 19.72 | 20.71 | 20.72 | 21.71 | 21.72 | 22.71 | 22.72 | 23.71 | 23.72 | 24.71 | 24.72 | 25.71 | 25.72 | 26.71 | 26.72 | 27.71 | 27.72 | 28.71 | 28.72 |
| 17.73 | 17.74 | 18.73 | 18.74 | 19.73 | 19.74 | 20.73 | 20.74 | 21.73 | 21.74 | 22.73 | 22.74 | 23.73 | 23.74 | 24.73 | 24.74 | 25.73 | 25.74 | 26.73 | 26.74 | 27.73 | 27.74 | 28.73 | 28.74 |
| 17.75 | 17.76 | 18.75 | 18.76 | 19.75 | 19.76 | 20.75 | 20.76 | 21.75 | 21.76 | 22.75 | 22.76 | 23.75 | 23.76 | 24.75 | 24.76 | 25.75 | 25.76 | 26.75 | 26.76 | 27.75 | 27.76 | 28.75 | 28.76 |
| 17.77 | 17.78 | 18.77 | 18.78 | 19.77 | 19.78 | 20.77 | 20.78 | 21.77 | 21.78 | 22.77 | 22.78 | 23.77 | 23.78 | 24.77 | 24.78 | 25.77 | 25.78 | 26.77 | 26.78 | 27.77 | 27.78 | 28.77 | 28.78 |
| 17.79 | 17.80 | 18.79 | 18.80 | 19.79 | 19.80 | 20.79 | 20.80 | 21.79 | 21.80 | 22.79 | 22.80 | 23.79 | 23.80 | 24.79 | 24.80 | 25.79 | 25.80 | 26.79 | 26.80 | 27.79 | 27.80 | 28.79 | 28.80 |
| 17.81 | 17.82 | 18.81 | 18.82 | 19.81 | 19.82 | 20.81 | 20.82 | 21.81 | 21.82 | 22.81 | 22.82 | 23.81 | 23.82 | 24.81 | 24.82 | 25.81 | 25.82 | 26.81 | 26.82 | 27.81 | 27.82 | 28.81 | 28.82 |
| 17.83 | 17.84 | 18.83 | 18.84 | 19.83 | 19.84 | 20.83 | 20.84 | 21.83 | 21.84 | 22.83 | 22.84 | 23.83 | 23.84 | 24.83 | 24.84 | 25.83 | 25.84 | 26.83 | 26.84 | 27.83 | 27.84 | 28.83 | 28.84 |
| 17.85 | 17.86 | 18.85 | 18.86 | 19.85 | 19.86 | 20.85 | 20.86 | 21.85 | 21.86 | 22.85 | 22.86 | 23.85 | 23.86 | 24.85 | 24.86 | 25.85 | 25.86 | 26.85 | 26.86 | 27.85 | 27.86 | 28.85 | 28.86 |
| 17.87 | 17.88 | 18.87 | 18.88 | 19.87 | 19.88 | 20.87 | 20.88 | 21.87 | 21.88 | 22.87 | 22.88 | 23.87 | 23.88 | 24.87 | 24.88 | 25.87 | 25.88 | 26.87 | 26.88 | 27.87 | 27.88 | 28.87 | 28.88 |
| 17.89 | 17.90 | 18.89 | 18.90 | 19.89 | 19.90 | 20.89 | 20.90 | 21.89 | 21.90 | 22.89 | 22.90 | 23.89 | 23.90 | 24.89 | 24.90 | 25.89 | 25.90 | 26.89 | 26.90 | 27.89 | 27.90 | 28.89 | 28.90 |
| 17.91 | | | | | | | | | | | | | | | | | | | | | | | |





TRANSCRIPTION ITEMS (Cont.) of

INTERVIEWER INSTRUCTIONS These columns are to be filled after the interview. Fill a column for each household member listed in Household Register, who is age 15 or older.

| Line No. | C 3.00 Interviewer Name | | C 3.01 Interviewer Number | | C 3.02 Name of Employer | | C 3.03 Name of Business/Profession | | C 3.04 Name of Employer | | C 3.05 Name of Business/Profession | | C 3.06 Name of Employer | | C 3.07 Name of Business/Profession | | C 3.08 Name of Employer | | C 3.09 Name of Business/Profession | |
|----------|-------------------------|----|---------------------------|----|-------------------------|----|------------------------------------|----|-------------------------|-----|------------------------------------|-----|-------------------------|-----|------------------------------------|-----|-------------------------|-----|------------------------------------|-----|
| | W1 | W2 | W3 | W4 | W5 | W6 | W7 | W8 | W9 | W10 | W11 | W12 | W13 | W14 | W15 | W16 | W17 | W18 | W19 | W20 |
| 1 | | | | | | | | | | | | | | | | | | | | |
| 2 | | | | | | | | | | | | | | | | | | | | |
| 3 | | | | | | | | | | | | | | | | | | | | |
| 4 | | | | | | | | | | | | | | | | | | | | |
| 5 | | | | | | | | | | | | | | | | | | | | |
| 6 | | | | | | | | | | | | | | | | | | | | |
| 7 | | | | | | | | | | | | | | | | | | | | |
| 8 | | | | | | | | | | | | | | | | | | | | |
| 9 | | | | | | | | | | | | | | | | | | | | |
| 10 | | | | | | | | | | | | | | | | | | | | |
| 11 | | | | | | | | | | | | | | | | | | | | |
| 12 | | | | | | | | | | | | | | | | | | | | |
| 13 | | | | | | | | | | | | | | | | | | | | |
| 14 | | | | | | | | | | | | | | | | | | | | |
| 15 | | | | | | | | | | | | | | | | | | | | |
| 16 | | | | | | | | | | | | | | | | | | | | |
| 17 | | | | | | | | | | | | | | | | | | | | |
| 18 | | | | | | | | | | | | | | | | | | | | |
| 19 | | | | | | | | | | | | | | | | | | | | |
| 20 | | | | | | | | | | | | | | | | | | | | |
| 21 | | | | | | | | | | | | | | | | | | | | |
| 22 | | | | | | | | | | | | | | | | | | | | |
| 23 | | | | | | | | | | | | | | | | | | | | |
| 24 | | | | | | | | | | | | | | | | | | | | |
| 25 | | | | | | | | | | | | | | | | | | | | |

Form **SIPP-4800**
7-1988

U.S. DEPARTMENT OF COMMERCE
BUREAU OF THE CENSUS
**SURVEY OF INCOME
AND PROGRAM
PARTICIPATION**
1984 PANEL
WAVE 8 QUESTIONNAIRE

NOTICE - Your report to the Census Bureau is confidential by law (Title 13, U.S. Code). It
will be open only to sworn Census employees and may be used only for statistical purposes.

| | | | | |
|--|---------------------------------|--|-----------------------------------|-------------------------------------|
| P G M G | 1. Block of _____ | 2. (see 1) R.O. code | 3a. (see 2) PSU Segment Serial | 3b. (see 3) Add. ID |
| | 4. (see 17) 8. Entry Add. ID | | | |
| b. PERSON Number (see 19) | | c. Name (see 19a) Last _____ First _____ Middle _____ | | |
| 5. PERSON CHARACTERISTICS - Fill a, b, c, and d using the control card | | | | |
| a. Relationship code (see 19b) | | b. Date of birth (see 24) Month Day Year | c. Sex code (see 28) | d. Marital status code (see 26a) |
| 6. Interviewer Identification Code Name | | | | |

7. PERSON INTERVIEW STATUS

8. Interview
 Self - SKIP to 8
 Proxy - FU 7b

b. Person number of proxy
 _____ - SKIP to 8

c. Noninterview
 Type Z refusal
 Type Z other

9. Date of interview for this person
 _____ Month _____ Day } Fill start time in 8a, then go to Introduction

9a. Interview time for this person

| Initial visit | Follow-up visit |
|-------------------------------------|-------------------------------------|
| Start time → _____ a.m. _____ p.m. | Start time → _____ a.m. _____ p.m. |
| Finish time → _____ a.m. _____ p.m. | Finish time → _____ a.m. _____ p.m. |

b. Total interview time for this person
 _____ Minutes

10a. Interviewer time for clerical review

| | |
|------------------------------------|-------------------------------------|
| Start time → _____ a.m. _____ p.m. | Finish time → _____ a.m. _____ p.m. |
|------------------------------------|-------------------------------------|

b. Total interviewer time for clerical review
 _____ Minutes

11a. Pre-interview transcription time

| | |
|------------------------------------|-------------------------------------|
| Start time → _____ a.m. _____ p.m. | Finish time → _____ a.m. _____ p.m. |
|------------------------------------|-------------------------------------|

b. Total pre-interview time for transcription
 _____ Minutes

12. Phone interview - Specify reason

13a. We need to know where ... was living on (Read appropriate reference date). Was ... living in any of the kinds of places listed on this card (Show Flashcard U)?

Yes No - SKIP to 14

Yes No - SKIP to 14

ASK OR VERIFY -

b. Which code on this card represents the kind of place ... was living in on (Read appropriate reference date)?

0504 Armed Forces barracks
 0505 Outside the United States
 0506 Nonhousehold setting } SKIP to section 1, Item 1

14. Was ... living alone on (Read appropriate reference date)?

Yes - SKIP to section 1, Item 1 No

15. How many people was ... living with on (Read appropriate reference date)?

0903 _____ Enter number of persons

16. Was ... the owner or renter of the residence where ... was living on (Read appropriate reference date)?

Yes - SKIP to section 1, Item 1 No

17. How is ... related to the person who owned or rented the residence where ... was living on (Read appropriate reference date)?

0912 Husband 4 Parent
 1 Wife 5 Brother/Sister
 3 Own child (son or daughter) 6 Other relative
 7 Non-relative


INTRODUCTION

INTERVIEWER INSTRUCTIONS - Read introduction once to each respondent. Do not repeat to another respondent who was in the room when you ask for read the introduction.

(As I described during my last visit) This survey is about the economic situation of people living in the United States. Most of the questions will be about ... 's activities during _____ and _____.

Here is a calendar that shows the 4 months we will be talking about. (Read respondent Flashcard J.) This time period is very important, so if you have any questions about what period is being referred to during the interview, please ask me.

We need the most accurate and complete information possible. Please think carefully about each question, as with your memory and take your time in answering. For some of the questions it will help to look up the answers by checking whatever records are available to you here. GO TO CHECK (E&M N.L.)




LABOR FORCE AND RECEIPIENCY

Section 1 -- LABOR FORCE AND RECEIPIENCY

(SHOW FLASHCARD J)

| | | | | | | | | | | | | | | | | | | | |
|---|---|----------------------------------|---------------------------------|----------------------------------|---------------------------------|---------------------------------|----------------------------------|---------------------------------|---------------------------------|----------------------------------|---------------------------------|----------------------------------|----------------------------------|---------------------------------|----------------------------------|----------------------------------|---------------------------------|----------------------------------|----------------------------------|
| <p>1. During the 4-month period outlined on this calendar, that is, from (4 months ago) thru (last month), did ... have a job or business, either full time or part time, even for only a few days? Mark "Yes" for active duty in the Armed Forces, any temporary or part-time work, and work without pay in a family business or farm.</p> | <p>PGM 7</p> <p>1003 <input type="checkbox"/> Yes — Mark "Worked" (code 170) on ISS and SKIP to 4</p> <p>2 <input type="checkbox"/> No</p> | | | | | | | | | | | | | | | | | | |
| <p>2a. Even though ... did not have a job during this period, did ... spend any time looking for work or on layoff from a job?</p> | <p>1002 <input type="checkbox"/> Yes</p> <p>2 <input type="checkbox"/> No — SKIP to 3a</p> | | | | | | | | | | | | | | | | | | |
| <p>b. Please look at the calendar. In which weeks was ... looking for work or on layoff from a job? Mark (X) all that apply.</p> | <p>1004 <input type="checkbox"/> ALL</p> <table style="width: 100%; border: none;"> <tr> <td style="border: 1px solid black; padding: 2px;">1008 <input type="checkbox"/> 1</td> <td style="border: 1px solid black; padding: 2px;">1018 <input type="checkbox"/> 7</td> <td style="border: 1px solid black; padding: 2px;">1030 <input type="checkbox"/> 13</td> </tr> <tr> <td style="border: 1px solid black; padding: 2px;">1009 <input type="checkbox"/> 2</td> <td style="border: 1px solid black; padding: 2px;">1020 <input type="checkbox"/> 8</td> <td style="border: 1px solid black; padding: 2px;">1032 <input type="checkbox"/> 14</td> </tr> <tr> <td style="border: 1px solid black; padding: 2px;">1010 <input type="checkbox"/> 3</td> <td style="border: 1px solid black; padding: 2px;">1022 <input type="checkbox"/> 9</td> <td style="border: 1px solid black; padding: 2px;">1034 <input type="checkbox"/> 15</td> </tr> <tr> <td style="border: 1px solid black; padding: 2px;">1012 <input type="checkbox"/> 4</td> <td style="border: 1px solid black; padding: 2px;">1024 <input type="checkbox"/> 10</td> <td style="border: 1px solid black; padding: 2px;">1036 <input type="checkbox"/> 16</td> </tr> <tr> <td style="border: 1px solid black; padding: 2px;">1014 <input type="checkbox"/> 5</td> <td style="border: 1px solid black; padding: 2px;">1026 <input type="checkbox"/> 11</td> <td style="border: 1px solid black; padding: 2px;">1038 <input type="checkbox"/> 17</td> </tr> <tr> <td style="border: 1px solid black; padding: 2px;">1016 <input type="checkbox"/> 6</td> <td style="border: 1px solid black; padding: 2px;">1028 <input type="checkbox"/> 12</td> <td style="border: 1px solid black; padding: 2px;">1040 <input type="checkbox"/> 18</td> </tr> </table> | 1008 <input type="checkbox"/> 1 | 1018 <input type="checkbox"/> 7 | 1030 <input type="checkbox"/> 13 | 1009 <input type="checkbox"/> 2 | 1020 <input type="checkbox"/> 8 | 1032 <input type="checkbox"/> 14 | 1010 <input type="checkbox"/> 3 | 1022 <input type="checkbox"/> 9 | 1034 <input type="checkbox"/> 15 | 1012 <input type="checkbox"/> 4 | 1024 <input type="checkbox"/> 10 | 1036 <input type="checkbox"/> 16 | 1014 <input type="checkbox"/> 5 | 1026 <input type="checkbox"/> 11 | 1038 <input type="checkbox"/> 17 | 1016 <input type="checkbox"/> 6 | 1028 <input type="checkbox"/> 12 | 1040 <input type="checkbox"/> 18 |
| 1008 <input type="checkbox"/> 1 | 1018 <input type="checkbox"/> 7 | 1030 <input type="checkbox"/> 13 | | | | | | | | | | | | | | | | | |
| 1009 <input type="checkbox"/> 2 | 1020 <input type="checkbox"/> 8 | 1032 <input type="checkbox"/> 14 | | | | | | | | | | | | | | | | | |
| 1010 <input type="checkbox"/> 3 | 1022 <input type="checkbox"/> 9 | 1034 <input type="checkbox"/> 15 | | | | | | | | | | | | | | | | | |
| 1012 <input type="checkbox"/> 4 | 1024 <input type="checkbox"/> 10 | 1036 <input type="checkbox"/> 16 | | | | | | | | | | | | | | | | | |
| 1014 <input type="checkbox"/> 5 | 1026 <input type="checkbox"/> 11 | 1038 <input type="checkbox"/> 17 | | | | | | | | | | | | | | | | | |
| 1016 <input type="checkbox"/> 6 | 1028 <input type="checkbox"/> 12 | 1040 <input type="checkbox"/> 18 | | | | | | | | | | | | | | | | | |
| <p>c. Could ... have taken a job during any of those weeks if one had been offered?</p> | <p>1042 <input type="checkbox"/> Yes — SKIP to Check item R1</p> <p>2 <input type="checkbox"/> No</p> | | | | | | | | | | | | | | | | | | |
| <p>d. What was the main reason ... could not take a job during those weeks? Mark (X) only one.</p> | <p>1044 <input type="checkbox"/> Already had a job</p> <p>2 <input type="checkbox"/> Temporary illness</p> <p>3 <input type="checkbox"/> School</p> <p>4 <input type="checkbox"/> Other — Specify _____</p> | | | | | | | | | | | | | | | | | | |
| <p>CHECK ITEM 3b. Refer to item 2b. Is the "ALL" box marked in 2b?</p> | <p>1046 <input type="checkbox"/> Yes — SKIP to 9a, page 4</p> <p>2 <input type="checkbox"/> No — SKIP to 3b</p> | | | | | | | | | | | | | | | | | | |
| <p>3a. Were there any weeks in the 4-month period when ... wanted a job?</p> | <p>1048 <input type="checkbox"/> Yes — SKIP to 3c</p> <p>2 <input type="checkbox"/> No — SKIP to Check item R5, page 4</p> | | | | | | | | | | | | | | | | | | |
| <p>b. I have recorded that there were weeks that ... did not work or look for work. Did ... want a job in those weeks?</p> | <p>1090 <input type="checkbox"/> Yes</p> <p>2 <input type="checkbox"/> No — SKIP to 9a, page 4</p> | | | | | | | | | | | | | | | | | | |
| <p>c. Could ... have taken a job in those weeks if one had been offered?</p> | <p>1052 <input type="checkbox"/> Yes</p> <p>2 <input type="checkbox"/> No — SKIP to 9a, page 4</p> | | | | | | | | | | | | | | | | | | |
| <p>d. During the weeks that ... wanted a job but was not looking for one, what was the main reason ... was not looking? Mark (X) only one.</p> | <p>1054 <input type="checkbox"/> Believes no work available in line of work or area</p> <p>2 <input type="checkbox"/> Couldn't find any work</p> <p>3 <input type="checkbox"/> Lacks necessary schooling, training, skills, or experience</p> <p>4 <input type="checkbox"/> Employers think too young or too old</p> <p>5 <input type="checkbox"/> Other personal handicap in finding job</p> <p>6 <input type="checkbox"/> Can't arrange child care</p> <p>7 <input type="checkbox"/> Family responsibilities</p> <p>8 <input type="checkbox"/> In school or other training</p> <p>9 <input type="checkbox"/> Ill health, physical disability</p> <p>10 <input type="checkbox"/> Other — Specify _____</p> <p>11 <input type="checkbox"/> DK</p> <p style="text-align: right;">} SKIP to 9a, page 4</p> | | | | | | | | | | | | | | | | | | |
| <p>4. Did ... have a job or business, either full or part time, during EACH of the weeks in this period? Note that the person did not have to work each week.</p> | <p>1056 <input type="checkbox"/> Yes</p> <p>2 <input type="checkbox"/> No — SKIP to 6a</p> | | | | | | | | | | | | | | | | | | |
| <p>5a. Was ... absent without pay from ...'s job or business for any FULL weeks during the 4-month period?</p> | <p>1058 <input type="checkbox"/> Yes</p> <p>2 <input type="checkbox"/> No — SKIP to 6a, page 4</p> | | | | | | | | | | | | | | | | | | |
| <p>b. Please look at the calendar. In which weeks was ... absent without pay? Mark (X) all that apply.</p> | <p>1060 <input type="checkbox"/> ALL</p> <table style="width: 100%; border: none;"> <tr> <td style="border: 1px solid black; padding: 2px;">1062 <input type="checkbox"/> 1</td> <td style="border: 1px solid black; padding: 2px;">1074 <input type="checkbox"/> 7</td> <td style="border: 1px solid black; padding: 2px;">1086 <input type="checkbox"/> 13</td> </tr> <tr> <td style="border: 1px solid black; padding: 2px;">1064 <input type="checkbox"/> 2</td> <td style="border: 1px solid black; padding: 2px;">1076 <input type="checkbox"/> 8</td> <td style="border: 1px solid black; padding: 2px;">1088 <input type="checkbox"/> 14</td> </tr> <tr> <td style="border: 1px solid black; padding: 2px;">1066 <input type="checkbox"/> 3</td> <td style="border: 1px solid black; padding: 2px;">1078 <input type="checkbox"/> 9</td> <td style="border: 1px solid black; padding: 2px;">1090 <input type="checkbox"/> 15</td> </tr> <tr> <td style="border: 1px solid black; padding: 2px;">1068 <input type="checkbox"/> 4</td> <td style="border: 1px solid black; padding: 2px;">1080 <input type="checkbox"/> 10</td> <td style="border: 1px solid black; padding: 2px;">1092 <input type="checkbox"/> 16</td> </tr> <tr> <td style="border: 1px solid black; padding: 2px;">1070 <input type="checkbox"/> 5</td> <td style="border: 1px solid black; padding: 2px;">1082 <input type="checkbox"/> 11</td> <td style="border: 1px solid black; padding: 2px;">1094 <input type="checkbox"/> 17</td> </tr> <tr> <td style="border: 1px solid black; padding: 2px;">1072 <input type="checkbox"/> 6</td> <td style="border: 1px solid black; padding: 2px;">1084 <input type="checkbox"/> 12</td> <td style="border: 1px solid black; padding: 2px;">1096 <input type="checkbox"/> 18</td> </tr> </table> | 1062 <input type="checkbox"/> 1 | 1074 <input type="checkbox"/> 7 | 1086 <input type="checkbox"/> 13 | 1064 <input type="checkbox"/> 2 | 1076 <input type="checkbox"/> 8 | 1088 <input type="checkbox"/> 14 | 1066 <input type="checkbox"/> 3 | 1078 <input type="checkbox"/> 9 | 1090 <input type="checkbox"/> 15 | 1068 <input type="checkbox"/> 4 | 1080 <input type="checkbox"/> 10 | 1092 <input type="checkbox"/> 16 | 1070 <input type="checkbox"/> 5 | 1082 <input type="checkbox"/> 11 | 1094 <input type="checkbox"/> 17 | 1072 <input type="checkbox"/> 6 | 1084 <input type="checkbox"/> 12 | 1096 <input type="checkbox"/> 18 |
| 1062 <input type="checkbox"/> 1 | 1074 <input type="checkbox"/> 7 | 1086 <input type="checkbox"/> 13 | | | | | | | | | | | | | | | | | |
| 1064 <input type="checkbox"/> 2 | 1076 <input type="checkbox"/> 8 | 1088 <input type="checkbox"/> 14 | | | | | | | | | | | | | | | | | |
| 1066 <input type="checkbox"/> 3 | 1078 <input type="checkbox"/> 9 | 1090 <input type="checkbox"/> 15 | | | | | | | | | | | | | | | | | |
| 1068 <input type="checkbox"/> 4 | 1080 <input type="checkbox"/> 10 | 1092 <input type="checkbox"/> 16 | | | | | | | | | | | | | | | | | |
| 1070 <input type="checkbox"/> 5 | 1082 <input type="checkbox"/> 11 | 1094 <input type="checkbox"/> 17 | | | | | | | | | | | | | | | | | |
| 1072 <input type="checkbox"/> 6 | 1084 <input type="checkbox"/> 12 | 1096 <input type="checkbox"/> 18 | | | | | | | | | | | | | | | | | |
| <p>c. What was the main reason ... was absent from ...'s job or business during those weeks? Mark (X) only one.</p> | <p>1098 <input type="checkbox"/> On layoff</p> <p>2 <input type="checkbox"/> Own illness</p> <p>3 <input type="checkbox"/> On vacation</p> <p>4 <input type="checkbox"/> Bad weather</p> <p>5 <input type="checkbox"/> Labor dispute</p> <p>6 <input type="checkbox"/> New job to begin within 30 days</p> <p>7 <input type="checkbox"/> Other — Specify _____</p> <p style="text-align: right;">} SKIP to 6a, page 4</p> | | | | | | | | | | | | | | | | | | |



Section 1 - LABOR FORCE AND RECEIPIENCY (Continued)

(SHOW FLASHCARD J)

6a. Please look at the calendar. In which weeks did ... have a job or business?
 Mark (X) calendar below, "With a job or business." AND then mark appropriate boxes.

| | | | | | | | | |
|------|--------------------------|---|------|--------------------------|----|------|--------------------------|----|
| 1100 | <input type="checkbox"/> | 1 | 1112 | <input type="checkbox"/> | 7 | 1124 | <input type="checkbox"/> | 13 |
| 1102 | <input type="checkbox"/> | 2 | 1114 | <input type="checkbox"/> | 8 | 1126 | <input type="checkbox"/> | 14 |
| 1104 | <input type="checkbox"/> | 3 | 1116 | <input type="checkbox"/> | 9 | 1128 | <input type="checkbox"/> | 15 |
| 1106 | <input type="checkbox"/> | 4 | 1118 | <input type="checkbox"/> | 10 | 1130 | <input type="checkbox"/> | 16 |
| 1108 | <input type="checkbox"/> | 5 | 1120 | <input type="checkbox"/> | 11 | 1132 | <input type="checkbox"/> | 17 |
| 1110 | <input type="checkbox"/> | 6 | 1122 | <input type="checkbox"/> | 12 | 1134 | <input type="checkbox"/> | 18 |

b. Of those weeks that ... had a job or business, was ... absent from work for any full weeks without pay?

1 Yes
 2 No - SKIP to 7a

c. In which weeks was ... absent without pay?

| | | | | | | | | |
|------|--------------------------|---|------|--------------------------|----|------|--------------------------|----|
| 1138 | <input type="checkbox"/> | 1 | 1150 | <input type="checkbox"/> | 7 | 1162 | <input type="checkbox"/> | 13 |
| 1140 | <input type="checkbox"/> | 2 | 1152 | <input type="checkbox"/> | 8 | 1164 | <input type="checkbox"/> | 14 |
| 1142 | <input type="checkbox"/> | 3 | 1154 | <input type="checkbox"/> | 9 | 1166 | <input type="checkbox"/> | 15 |
| 1144 | <input type="checkbox"/> | 4 | 1156 | <input type="checkbox"/> | 10 | 1168 | <input type="checkbox"/> | 16 |
| 1146 | <input type="checkbox"/> | 5 | 1158 | <input type="checkbox"/> | 11 | 1170 | <input type="checkbox"/> | 17 |
| 1148 | <input type="checkbox"/> | 6 | 1160 | <input type="checkbox"/> | 12 | 1172 | <input type="checkbox"/> | 18 |

d. What was the main reason ... was absent from ...'s job or business during those weeks?
 Mark (X) only one.

1 On layoff
 2 Own illness
 3 On vacation
 4 Bad weather
 5 Labor disputes
 6 New job to begin within 30 days
 7 Other - Specify

7a. I have marked that there were some weeks in this period in which ... did NOT have a job or business. During that week or weeks did ... spend any time looking for work or on layoff?

1 Yes
 2 No - SKIP to 7c

b. In which of these weeks was ... looking for work or on layoff from a job?
 Mark (X) calendar below, "Looking for work or on layoff" AND then mark appropriate boxes.

| | | | | | | | | |
|------|---|---|------|--------------------------|----|------|--------------------------|----|
| 1178 | as <input type="checkbox"/> All weeks without a job | | | | | | | |
| 1180 | <input type="checkbox"/> | 1 | 1192 | <input type="checkbox"/> | 7 | 1204 | <input type="checkbox"/> | 13 |
| 1182 | <input type="checkbox"/> | 2 | 1194 | <input type="checkbox"/> | 8 | 1206 | <input type="checkbox"/> | 14 |
| 1184 | <input type="checkbox"/> | 3 | 1196 | <input type="checkbox"/> | 9 | 1208 | <input type="checkbox"/> | 15 |
| 1186 | <input type="checkbox"/> | 4 | 1198 | <input type="checkbox"/> | 10 | 1210 | <input type="checkbox"/> | 16 |
| 1188 | <input type="checkbox"/> | 5 | 1200 | <input type="checkbox"/> | 11 | 1212 | <input type="checkbox"/> | 17 |
| 1190 | <input type="checkbox"/> | 6 | 1202 | <input type="checkbox"/> | 12 | 1214 | <input type="checkbox"/> | 18 |

c. Could ... have taken a job during those weeks if one had been offered?

1 Yes - SKIP to Check Item B2
 2 No

d. What was the main reason ... could not take a job during those weeks?

1 Already had a job
 2 Temporary illness
 3 School
 4 Other - Specify

CHECKS ITEM B2 Refer to the Labor Force Calendar, below. Is each week of the 4-month period marked as "With a job or business" or "Looking for work or on layoff"?

1 Yes - SKIP to Bc
 2 No - SKIP to 7f

7b. Did ... want a job in those weeks when ... did not have one?

1 Yes - SKIP to 7g
 2 No - SKIP to 8a

f. I have marked that there were weeks in this period when ... did not have a job and was not looking for a job. Did ... want a job in those weeks? (If necessary, refer to Labor Force calendar.)


1 Yes
 2 No - SKIP to 8a

g. Could ... have taken a job during those weeks if one had been offered?

1 Yes
 2 No - SKIP to 8a


LABOR FORCE CALENDAR - Use when item 4 is marked "No"

| WEEK | 1 | 2 | 3 | 4 | 5 | 6 | 7 | 8 | 9 | 10 | 11 | 12 | 13 | 14 | 15 | 16 | 17 | 18 |
|--|---|---|---|---|---|---|---|---|---|----|----|----|----|----|----|----|----|----|
| With a job or business. Mark for item 6a. | | | | | | | | | | | | | | | | | | |
| Looking for work or on layoff (and without a job or business.) Mark for item 7b. | | | | | | | | | | | | | | | | | | |



Section 1 - LABOR FORCE AND RECEIPIENCY (Continued)

| | |
|---|--|
| <p>7h. During the weeks that . . . wanted a job but was not looking for one, what was the main reason . . . was not looking?</p> <p>Mark (X) only one.</p> | <p>1238</p> <p><input type="checkbox"/> Believes no work available in line of work or area</p> <p><input type="checkbox"/> Couldn't find any work</p> <p><input type="checkbox"/> Lacks necessary schooling, training, skills, or experience</p> <p><input type="checkbox"/> Employers think too young or too old</p> <p><input type="checkbox"/> Other personal handicap in finding job</p> <p><input type="checkbox"/> Can't arrange child care</p> <p><input type="checkbox"/> Family responsibilities</p> <p><input type="checkbox"/> In school or other training</p> <p><input type="checkbox"/> Ill health, physical disability</p> <p><input type="checkbox"/> Other - Specify _____</p> <p><input type="checkbox"/> DK</p> |
| <p>8a. In the weeks that . . . worked during the 4-month period, how many hours did . . . usually work per week?</p> | <p>1239</p> <p><input type="text"/> Hours per week</p> <p>x) <input type="checkbox"/> None } SKIP to Check Item R4</p> <p>x) <input type="checkbox"/> DK</p> |
| <p>CHECK ITEM R5c Refer to item 8a. Did . . . usually work 35 or more hours per week?</p> | <p>1237</p> <p><input type="checkbox"/> Yes</p> <p><input type="checkbox"/> No - SKIP to 8c</p> |
| <p>8b. Did . . . work fewer than 35 hours in any of the weeks that . . . worked during this period? Exclude time off WITH PAY because of holidays, vacation, days off or sickness.</p> | <p>1234</p> <p><input type="checkbox"/> Yes</p> <p><input type="checkbox"/> No - SKIP to Check Item R4</p> |
| <p>g. In how many weeks did . . . work fewer than 35 hours during this 4-month period?</p> | <p>1235</p> <p>x) <input type="checkbox"/> All</p> <p><input type="text"/> Weeks</p> |
| <p>d. What was the main reason . . . worked fewer than 35 hours in those weeks?</p> <p>Mark (X) only one.</p> | <p>1236</p> <p><input type="checkbox"/> Could not find a full-time job</p> <p><input type="checkbox"/> Wanted to work part time</p> <p><input type="checkbox"/> Health condition or disability</p> <p><input type="checkbox"/> Normal working hours are fewer than 35 hours</p> <p><input type="checkbox"/> Slack work or material shortage</p> <p><input type="checkbox"/> Other - Specify _____</p> |
| <p>CHECK ITEM R6 Refer to item 8a, page 2. The response to item 5a is:</p> | <p>1239</p> <p><input type="checkbox"/> Yes (or blank)</p> <p><input type="checkbox"/> No - SKIP to Check Item R5</p> |
| <p>9a. During this 4-month period, did . . . receive any State unemployment compensation payments?</p> | <p>1240</p> <p><input type="checkbox"/> Yes - Mark "5" on ISS</p> <p><input type="checkbox"/> No - SKIP to Check Item R5</p> |
| <p>b. During this period, did . . . also receive any Supplemental Unemployment Benefits (SUB)?</p> | <p>1242</p> <p><input type="checkbox"/> Yes - Mark "6" on ISS</p> <p><input type="checkbox"/> No</p> |
| <p>CHECK ITEM R6 Is "Worked" marked on the ISS?</p> | <p>1244</p> <p><input type="checkbox"/> Yes</p> <p><input type="checkbox"/> No - SKIP to Check Item R6</p> |
| <p>10. During this 4-month period did . . . receive any money from worker's compensation for any kind of job-related illness or injury?</p> | <p>1246</p> <p><input type="checkbox"/> Yes - Mark "10" on ISS</p> <p><input type="checkbox"/> No</p> |
| <p>CHECK ITEM R6 Was an interview obtained for . . . last reference period?</p> | <p>1248</p> <p><input type="checkbox"/> Yes</p> <p><input type="checkbox"/> No - SKIP to Check Item R11, page 6</p> |
| <p>CHECK ITEM R7 Are any income types listed in the Income Roster?</p> | <p>1250</p> <p><input type="checkbox"/> Yes</p> <p><input type="checkbox"/> No - SKIP to 12a</p> |
| <p>NOTES</p> | |



Section 1 - LABOR FORCE AND RECEIPIENCY (Continued)

11a. According to the information we obtained last time, ... had received (read income types in 11b, column (2)) during 18 months ago) through 15 months ago). Was this information recorded correctly?

1261 1 Yes
 2 No - Resolve problems and make appropriate entries in 11b, column (5) } Ask 11c

b. INCOME ROSTER

| Line No. | Income type (2) | Income code (3) | The reference period (4) | Previous reference period (5) | |
|----------|-----------------|-----------------|---|-------------------------------|---|
| | | | | Should not have been listed | Was not listed; should have been |
| 1 | | 1252 | 1254 1 <input type="checkbox"/> Yes - Mark ISS 2 <input type="checkbox"/> No | 1266 | 1 <input type="checkbox"/> 2 <input type="checkbox"/> |
| 2 | | 1258 | 1258 1 <input type="checkbox"/> Yes - Mark ISS 2 <input type="checkbox"/> No | 1269 | 1 <input type="checkbox"/> 2 <input type="checkbox"/> |
| 3 | | 1260 | 1262 1 <input type="checkbox"/> Yes - Mark ISS 2 <input type="checkbox"/> No | 1283 | 1 <input type="checkbox"/> 2 <input type="checkbox"/> |
| 4 | | 1264 | 1266 1 <input type="checkbox"/> Yes - Mark ISS 2 <input type="checkbox"/> No | 1297 | 1 <input type="checkbox"/> 2 <input type="checkbox"/> |
| 5 | | 1268 | 1270 1 <input type="checkbox"/> Yes - Mark ISS 2 <input type="checkbox"/> No | 1271 | 1 <input type="checkbox"/> 2 <input type="checkbox"/> |
| 6 | | 1272 | 1274 1 <input type="checkbox"/> Yes - Mark ISS 2 <input type="checkbox"/> No | 1275 | 1 <input type="checkbox"/> 2 <input type="checkbox"/> |
| 7 | | 1276 | 1278 1 <input type="checkbox"/> Yes - Mark ISS 2 <input type="checkbox"/> No | 1279 | 1 <input type="checkbox"/> 2 <input type="checkbox"/> |
| 8 | | 1280 | 1282 1 <input type="checkbox"/> Yes - Mark ISS 2 <input type="checkbox"/> No | 1283 | 1 <input type="checkbox"/> 2 <input type="checkbox"/> |

c. During the past 4 months, that is _____ and _____ did ... get income from (read income types in 11b, column (2))?

MARK (X) APPROPRIATE BOX IN ITEM 11b, COLUMN (4) FOR EACH INCOME TYPE LISTED.

12a. During this 4-month period, did ... get any income from the Federal Government (that we haven't talked about)?

1284 1 Yes
 2 No - SKIP to 13a

b. What was it called?

Anything else?
 Mark (X) all that apply.

- 1286 1 Social Security - Mark "1" on ISS
 1288 2 Federal Supplemental Security Income (Federal SSI) - Mark "3" on ISS
 1290 3 A serviceman's or widow's pension from the Veterans Administration (VA) - Mark "8" on ISS
 1292 4 Anything else - Mark appropriate code on ISS and specify
 1294

13a. During this 4-month period, did ... receive any (other) pension, disability, retirement, or survivor income (that we haven't talked about)?

1296 1 Yes
 2 No - SKIP to Check Item R8


b. What was the source of this income?

Anything else?
 Mark (X) all that apply.


- 1298 1 U.S. Government Railroad Retirement - Mark "2" on ISS
 1300 2 Black Lung payments - Mark "9" on ISS
 1302 3 Worker's Compensation - Mark "10" on ISS
 1304 4 Payments from a sickness, accident or disability insurance policy purchased on your own - Mark "13" on ISS
 1309 5 Pension from company or union - Mark "30" on ISS
 1309 6 Federal Civil Service or other Federal civilian employee pension - Mark "31" on ISS
 1310 7 U.S. Military retirement pay (exclude payments from the Veterans Administration) - Mark "32" on ISS
 1312 8 National Guard or Reserve Forces retirement - Mark "33" on ISS
 1314 9 State government pension - Mark "34" on ISS
 1316 10 Local government pension - Mark "35" on ISS
 1318 11 Income from paid-up life insurance policies or annuities - Mark "36" on ISS
 1320 12 Other or DK - Specify and enter code from income source list. If income type is not listed or DK, enter code "38" - Mark ISS.
 1322

CHECK ITEM R8 Is "Medicare" marked for ... on cc item 47?

1324 1 Yes - Mark "172" on ISS and SKIP to Check Item R23, page 8
 2 No



| Section 1 -- LABOR FORCE AND RECEIPIENCY (Continued) | | | |
|--|--|------|---|
| CHECK ITEM R16 | Is "Disabled" marked for ... on cc item 47? | 1338 | 1 <input type="checkbox"/> Yes -- Mark "171" on ISS and SKIP to 23a, page 8 2 <input type="checkbox"/> No |
| CHECK ITEM R17 | Is ... 65 years of age or over? | 1328 | 1 <input type="checkbox"/> Yes -- SKIP to 23a, page 8 2 <input type="checkbox"/> No -- SKIP to Check Item R23, page 8 |
| CHECK ITEM R18 | Refer to Control Card item 32a. Is ... a veteran of the U.S. Armed Forces? Mark "No" if currently in Armed Forces. ("Yes" marked in cc item 32c) | 1336 | 1 <input type="checkbox"/> Yes 2 <input type="checkbox"/> No -- SKIP to Check Item R12 |
| 14a. | How long did ... serve on active duty in the Armed Forces? | 1332 | 1 <input type="checkbox"/> Less than 6 months 2 <input type="checkbox"/> 6 to 23 months 3 <input type="checkbox"/> 2 to 19 years 4 <input type="checkbox"/> 20 or more years x1 <input type="checkbox"/> DK |
| b. | Does ... have a service connected disability; that is, a health condition or impairment caused or made worse by military service? | 1334 | 1 <input type="checkbox"/> Yes 2 <input type="checkbox"/> No x1 <input type="checkbox"/> OK } SKIP to 14d |
| c. | What is ...'s VA percent disability rating? Use the following probe if needed: (Such as 0, 10, 20, 30, 40, 50, 60, 70, 80, 90, 100%) | 1334 | <input type="text"/> <input type="text"/> <input type="text"/> x2 <input type="checkbox"/> 0% x1 <input type="checkbox"/> DK x3 <input type="checkbox"/> Ref. 101 <input type="checkbox"/> No rating |
| d. | During this 4-month period did ... receive pension or compensation payments from the Veterans Administration? (Exclude regular military retirement pay, insurance proceeds, and GI Bill benefits.) | 1338 | 1 <input type="checkbox"/> Yes -- Mark "8" on ISS 2 <input type="checkbox"/> No |
| CHECK ITEM R19 | Is ... 18 years of age or over? | 1340 | 1 <input type="checkbox"/> Yes 2 <input type="checkbox"/> No -- SKIP to 18a |
| 15a. | During this 4-month period, did ... receive any Social Security payments? | 1342 | 1 <input type="checkbox"/> Yes -- Mark "1" on ISS 2 <input type="checkbox"/> No -- SKIP to Check Item R14 |
| CHECK ITEM R20 | Is ... 65 years of age or over? | 1344 | 1 <input type="checkbox"/> Yes -- SKIP to 16a 2 <input type="checkbox"/> No |
| 15b. | What is the reason ... is getting Social Security, is it because ... is (Read categories) -- Mark (X) only one. | 1346 | 1 <input type="checkbox"/> Retired? 2 <input type="checkbox"/> Disabled? 3 <input type="checkbox"/> Widowed (ed) or surviving child? 4 <input type="checkbox"/> Spouse or dependent child? 5 <input type="checkbox"/> Some other reason } SKIP to 16a x1 <input type="checkbox"/> DK |
| c. | Sometimes people get Social Security for more than one reason. Is there another reason ... receives Social Security? | 1348 | 1 <input type="checkbox"/> Retired 2 <input type="checkbox"/> Disabled 3 <input type="checkbox"/> Widowed (ed) or surviving child 4 <input type="checkbox"/> Spouse or dependent child 5 <input type="checkbox"/> No other reason } SKIP to 16a x1 <input type="checkbox"/> DK |
| CHECK ITEM R21 | Refer to Control Card item 27. Is ... the designated parent or guardian of children under 18 who live in this household? | 1350 | 1 <input type="checkbox"/> Yes 2 <input type="checkbox"/> No -- SKIP to 16a |
| 15d. | During the 4-month period did ... receive any Social Security payments especially for ...'s children (under 18)? | 1352 | 1 <input type="checkbox"/> Yes -- Mark "1" on ISS 2 <input type="checkbox"/> No |
| 16a. | During this 4-month period did ... receive any SSI (Supplemental Security Income) payments from the U.S. Government? | 1354 | 1 <input type="checkbox"/> Yes -- Mark "3" on ISS 2 <input type="checkbox"/> No -- SKIP to Check Item R15 |
| b. | Did ... also receive a SEPARATE SSI payment from the State or local welfare office during these months? | 1358 | 1 <input type="checkbox"/> Yes -- Mark "4" on ISS 2 <input type="checkbox"/> No |
| CHECK ITEM R15 | Is ... 40 years of age or over? | 1368 | 1 <input type="checkbox"/> Yes 2 <input type="checkbox"/> No -- SKIP to 16a |
| 17a. | Has ... ever retired from a job or business? (Include retirement from the military.) | 1369 | 1 <input type="checkbox"/> Yes 2 <input type="checkbox"/> No -- SKIP to Check Item R16 |
| b. | During the 4-month period did ... receive any retirement income other than Social Security? | 1362 | 1 <input type="checkbox"/> Yes 2 <input type="checkbox"/> No -- SKIP to 17d |
| NOTES | | | |




Section 1 — LABOR FORCE AND RECIPIENCY (Continued)

| | |
|--|--|
| <p>17c. What kind of retirement income? Anything else? Mark (X) all that apply.</p> | <p>1360 <input type="checkbox"/> U.S. Government Railroad Retirement — Mark "2" on ISS</p> <p>1360 <input type="checkbox"/> Pension from company or union — Mark "30" on ISS</p> <p>1368 <input type="checkbox"/> Federal Civil Service or other Federal civilian employee pension — Mark "31" on ISS</p> <p>1370 <input type="checkbox"/> U.S. Military retirement pay (exclude payments from the Veterans Administration) — Mark "32" on ISS</p> <p>1372 <input type="checkbox"/> National Guard or Reserve Forces retirement — Mark "33" on ISS</p> <p>1374 <input type="checkbox"/> State government pension — Mark "34" on ISS</p> <p>1376 <input type="checkbox"/> Local government pension — Mark "35" on ISS</p> <p>1378 <input type="checkbox"/> Other or DK — Specify and enter code from income source list. If income type not listed or "DK," enter code "38" — Mark ISS.</p> <p>1380 <input type="checkbox"/></p> |
| <p>d. During this 4-month period, did ... receive any regular income from a paid-up life insurance policy or any other annuities?</p> | <p>1382 <input type="checkbox"/> Yes — Mark "36" on ISS</p> <p><input type="checkbox"/> No</p> |
| <p>CHECK ITEM R17 Is ... 70 years of age or over?</p> | <p>1384 <input type="checkbox"/> Yes — SKIP to Check Item R17</p> <p><input type="checkbox"/> No</p> |
| <p>18a. Does ... have a physical, mental, or other health condition which limits the kind or amount of work ... can do?</p> | <p>1386 <input type="checkbox"/> Yes — Mark "171" on ISS</p> <p><input type="checkbox"/> No — SKIP to Check Item R17</p> |
| <p>b. During this 4-month period, did ... receive any income because of ...'s health condition or disability? (Other than Social Security, SSI, or VA?)</p> | <p>1388 <input type="checkbox"/> Yes</p> <p><input type="checkbox"/> No</p> <p>x1 <input type="checkbox"/> DK } SKIP to Check Item R17</p> |
| <p>c. What kind of income? Anything else? Mark (X) all that apply.</p> | <p>1390 <input type="checkbox"/> U.S. Government Railroad Retirement — Mark "2" on ISS</p> <p>1392 <input type="checkbox"/> Black Lung payments — Mark "8" on ISS</p> <p>1394 <input type="checkbox"/> Worker's Compensation — Mark "10" on ISS</p> <p>1396 <input type="checkbox"/> Payments from a sickness, accident or disability insurance policy purchased on your own — Mark "13" on ISS</p> <p>1398 <input type="checkbox"/> Pension from company or union — Mark "30" on ISS</p> <p>1400 <input type="checkbox"/> Federal Civil Service or other Federal civilian employee pension — Mark "31" on ISS</p> <p>1402 <input type="checkbox"/> U.S. Military retirement pay (exclude payments from the Veterans Administration) — Mark "32" on ISS</p> <p>1404 <input type="checkbox"/> State government pension — Mark "34" on ISS</p> <p>1406 <input type="checkbox"/> Local government pension — Mark "35" on ISS</p> <p>1410 <input type="checkbox"/> Other or DK — Specify and enter code from income source list. If income type not listed or "DK," enter code "38" — Mark ISS.</p> <p>1412 <input type="checkbox"/></p> |
| <p>CHECK ITEM R19 Refer to Control Card Item 26a. What is ...'s marital status?</p> | <p>1414 <input type="checkbox"/> Married — SKIP to 20</p> <p><input type="checkbox"/> Widowed — SKIP to 22a</p> <p><input type="checkbox"/> Divorced</p> <p><input type="checkbox"/> Separated</p> <p><input type="checkbox"/> Never married — SKIP to Check Item R18</p> |
| <p>19. Did ... receive any alimony (or support payments other than child support) during the 4-month period?</p> | <p>1416 <input type="checkbox"/> Yes — Mark "29" on ISS and SKIP to Check Item R18</p> <p><input type="checkbox"/> No</p> <p>x1 <input type="checkbox"/> DK } SKIP to Check Item R18</p> <p>x2 <input type="checkbox"/> Ref.</p> |
| <p>20. (People who have been widowed or divorced sometimes receive income because of their former marriage.) Has ... ever been widowed or divorced?</p> | <p>1418 <input type="checkbox"/> Widowed — SKIP to 22a</p> <p><input type="checkbox"/> Divorced</p> <p><input type="checkbox"/> Both widowed and divorced</p> <p><input type="checkbox"/> No — SKIP to Check Item R21</p> |
| <p>CHECK ITEM R18 Refer to Control Card item 27. Is ... the designated parent or guardian of children under 18 who live in this household?</p> | <p>1420 <input type="checkbox"/> Yes</p> <p><input type="checkbox"/> No — SKIP to Check Item R19</p> |
| <p>21. Did ... receive any child support payments during this 4-month period? (Exclude child support paid through the welfare office.)</p> | <p>1422 <input type="checkbox"/> Yes — Mark "28" on ISS</p> <p><input type="checkbox"/> No</p> <p>x1 <input type="checkbox"/> DK</p> <p>x2 <input type="checkbox"/> Ref.</p> |

Section 1 - LABOR FORCE AND RECIPIENCY (Continued)

| | | | |
|---|---|---|---|
| <p>CHECK ITEM R21</p> | <p>Is "Both widowed and divorced" box marked in 20?</p> | <p>1424</p> | <p>1 <input type="checkbox"/> Yes 2 <input type="checkbox"/> No - SKIP to Check item R21</p> |
| <p>22a.</p> | <p>During this 4-month period, did ... receive any pensions or annuities as a widower (or other than Social Security)?</p> | <p>1426</p> | <p>1 <input type="checkbox"/> Yes 2 <input type="checkbox"/> No x1 <input type="checkbox"/> DK } SKIP to Check Item R21</p> |
| <p>b. What kind of income was this? Was there anything else? (SHOW FLASHCARD K) Mark (X) all that apply.</p> | | <p>1428 1430 1432 1434 1436 1438 1440 1442 1444 1446 1448 1450 1452</p> | <p>1 <input type="checkbox"/> U.S. Government Railroad Retirement - Mark "2" on ISS 2 <input type="checkbox"/> Veterans Compensation or pension - Mark "8" on ISS 3 <input type="checkbox"/> Black Lung payments - Mark "9" on ISS 4 <input type="checkbox"/> Pension from company or union - Mark "30" on ISS 5 <input type="checkbox"/> Federal Civil Service or other Federal civilian employee pension - Mark "31" on ISS 6 <input type="checkbox"/> U.S. Military retirement pay (exclude payments from the Veterans Administration) - Mark "32" on ISS 7 <input type="checkbox"/> National Guard or Reserve Forces retirement - Mark "33" on ISS 8 <input type="checkbox"/> State government pension - Mark "34" on ISS 9 <input type="checkbox"/> Local government pension - Mark "35" on ISS 10 <input type="checkbox"/> Income from paid-up life insurance policies or annuities - Mark "36" on ISS 11 <input type="checkbox"/> Payments from estate or trust - Mark "37" on ISS 12 <input type="checkbox"/> Other or DK - Specify and enter code from income source list. If income type not listed or "DK," enter code "38" - Mark ISS</p> |
| <p>CHECK ITEM R20</p> | <p>Is "Veterans Compensation or pension" marked in 22b?</p> | <p>1454</p> | <p>1 <input type="checkbox"/> Yes 2 <input type="checkbox"/> No - SKIP to Check item R21</p> |
| <p>22c.</p> | <p>Did ...'s late spouse die while in the service or from a service-related injury?</p> | <p>1452</p> | <p>1 <input type="checkbox"/> Yes, in the service 2 <input type="checkbox"/> Yes, from service-related injury 3 <input type="checkbox"/> No</p> |
| <p>CHECK ITEM R21</p> | <p>Is ... 65 years of age or over?</p> | <p>1458</p> | <p>1 <input type="checkbox"/> Yes - SKIP to 23a 2 <input type="checkbox"/> No</p> |
| <p>CHECK ITEM R22</p> | <p>Refer to item 18a. Is ... disabled?</p> | <p>1450</p> | <p>1 <input type="checkbox"/> Yes 2 <input type="checkbox"/> No - SKIP to Check Item R23</p> |
| <p>23a.</p> | <p>Medicare is a health insurance program for disabled persons and persons 65 or over. People covered by Medicare have a card that looks like this (SHOW FLASHCARD L). Was ... covered by Medicare?</p> | <p>1452</p> | <p>1 <input type="checkbox"/> Yes - Mark "172" on ISS 2 <input type="checkbox"/> No x1 <input type="checkbox"/> DK } SKIP to Check Item R23</p> |
| <p>b. May I see ...'s Medicare card to record the claim number and type of coverage?</p> | <p>★</p> | <p>1454 1456</p> | <p>TYPE OF COVERAGE 1 <input type="checkbox"/> Hospital only (Type A) 2 <input type="checkbox"/> Medical only (Type B) 3 <input type="checkbox"/> Both hospital and medical (Types A and B) 4 <input type="checkbox"/> Card not available - ASK 23c } SKIP to Check Item R23</p> |
| <p>c.</p> | <p>(This information is especially important for the purposes of this survey.) If I were to call later would you be able to provide me with ...'s Medicare number?</p> | <p>1420</p> | <p>1 <input type="checkbox"/> Yes - Mark Reminder Card, item 2 2 <input type="checkbox"/> No</p> |
| <p>d.</p> | <p>Medicare has an optional feature which costs extra and helps pay for doctor bills. Does ...'s Medicare help pay for doctor bills?</p> | <p>1422</p> | <p>1 <input type="checkbox"/> Yes 2 <input type="checkbox"/> No x1 <input type="checkbox"/> DK</p> |
| <p>CHECK ITEM R23</p> | <p>Refer to Control Card item 27. Is ... the designated parent or guardian of children under 18 who live in this household?</p> | <p>1474</p> | <p>1 <input type="checkbox"/> Yes - SKIP to Check item R25 2 <input type="checkbox"/> No</p> |
| <p>CHECK ITEM R24</p> | <p>Is ... 18 years of age or over?</p> | <p>1476</p> | <p>1 <input type="checkbox"/> Yes 2 <input type="checkbox"/> No - SKIP to 27a</p> |
| <p>CHECK ITEM R25</p> | <p>Is ISS code "27" (Food stamps) listed in the Income Roster (item 11b, page 5)?</p> | <p>1478</p> | <p>1 <input type="checkbox"/> Yes - SKIP to Check item R26 2 <input type="checkbox"/> No</p> |
| <p>24.</p> | <p>Was ... authorized to receive food stamps at any time during the 4-month period? (An authorized person is one whose name appears on a certification card.)</p> | <p>1480</p> | <p>1 <input type="checkbox"/> Yes - Mark "27" on ISS 2 <input type="checkbox"/> No</p> |



Section 7 - LABOR FORCE AND RECIPIENCY (Continued)

CHECK ITEM R26 Interview status of ...'s spouse. 1482

1 No spouse in household
 2 Interview for spouse not yet conducted
 3 Interview for spouse already conducted - SKIP to Check Item R27

25a. (Other than what we have already mentioned) During the 4-month period, did ... receive any (other) welfare (such as AFDC, WIC, or General Assistance) for ... or ...'s children? (Exclude emergency assistance.) 1484

1 Yes
 2 No - SKIP to Check Item R27

b. What kind of welfare did ... receive? Anything else? Mark (X) all that apply. 1486

1 AFDC - Mark "20" on ISS
 2 General Assistance or General Relief - Mark "21" on ISS
 3 Indian, Cuban or Refugee Assistance - Mark "22" on ISS
 4 Foster Child Care - Mark "23" on ISS
 5 WIC - Mark "25" on ISS
 6 Other or DK - Specify and enter code from income source list. If income type not listed or "DK", enter code "24" - Mark ISS

1488
1490
1492
1494
1496
1498

CHECK ITEM R27 Is "Medicaid" marked for ... on cc item 477? 1500

1 Yes - SKIP to 26a
 2 No

26a. During the 4-month period was ... covered by (Use local name for Medicaid) or another public assistance program that pays for medical care? 1502

1 Yes - Mark "173" on ISS } SKIP to Check item R28
 2 No

(Refer to FLASHCARD M for Medicaid name.) 1504

b. According to our last visit ... was covered by (Use local name for Medicaid). Was ... covered by it at any time during the 4-month period?

1 Yes - Mark "173" on ISS
 2 No

CHECK ITEM R28 Refer to Control Card Item 27. Is ... the designated parent or guardian of children under 18 who live in this household? 1506

1 Yes
 2 No - SKIP to Check Item R29

28c. Were any of ...'s children (under 18) covered by (Use local name for Medicaid)? 1508

1 Yes
 2 No - SKIP to Check Item R29

d. Which children were covered? 1510

1 All children
 OR

| | Person No. | Name |
|---|------------|------|
| 1512 | | |
| 1513 | | |
| 1518 | | |
| 1518 | | |
| 1520 | | |

CHECK ITEM R29 Was ... or ...'s children (under 18) covered by Medicaid? 1524

1 Yes
 2 No - SKIP to 27a

26a. Was (... (and) ...'s children) covered during the entire 4-month period? 1526


1 Yes - SKIP to 27a
 2 No

f. In which months was (... (and) ...'s children) covered? Mark (X) all that apply. 1528

1 Last month
 2 2 months ago
 3 3 months ago
 4 4 months ago


1530
1532
1534

NOTES



Section 1 - LABOR FORCE AND RECIPIENCY (Continued)

| | | |
|--|--|--|
| <p>27a. During the 4-month period, did ... have group or individual health insurance in ...'s own name? (Exclude Medicaid, Medicare, CHAMPUS, CHAMPVA and plans paying benefits only for accidents or specific diseases.)</p> | <p>1536</p> | <p>1 <input type="checkbox"/> Yes - SKIP to 27c 2 <input type="checkbox"/> No</p> |
| <p>ASK OR VERIFY -</p> | | |
| <p>b. Was ... covered by a health insurance plan in somebody else's name?</p> | <p>1537</p> | <p>1 <input type="checkbox"/> Yes } SKIP to Check Item R30 2 <input type="checkbox"/> No }</p> |
| <p>c. Did ... have a health insurance plan during the entire 4-month period?</p> | <p>1538</p> | <p>1 <input type="checkbox"/> Yes - SKIP to 27e 2 <input type="checkbox"/> No</p> |
| <p>d. In which months did ... have a plan? Mark (X) all that apply.</p> | <p>1540 1542 1544 1548</p> | <p>1 <input type="checkbox"/> Last month 2 <input type="checkbox"/> 2 months ago 3 <input type="checkbox"/> 3 months ago 4 <input type="checkbox"/> 4 months ago</p> |
| <p>e. Did ... have a health plan provided through an employer or union (or through a former employer or a pension plan)?</p> | <p>1548</p> | <p>1 <input type="checkbox"/> Yes 2 <input type="checkbox"/> No - SKIP to 27g</p> |
| <p>f. Did the employer or union (former employer or pension plan) pay for part or all of the cost of this plan?</p> | <p>1560</p> | <p>1 <input type="checkbox"/> All 2 <input type="checkbox"/> Part 3 <input type="checkbox"/> None</p> |
| <p>g. Was this an individual plan or a family plan?</p> | <p>1552</p> | <p>1 <input type="checkbox"/> Individual - SKIP to Check Item R30 2 <input type="checkbox"/> Family</p> |
| <p>h. Did ...'s health plan cover all the persons living here?</p> | <p>1554</p> | <p>1 <input type="checkbox"/> Yes - SKIP to Check Item R32 2 <input type="checkbox"/> No</p> |
| <p>i. Other than ..., which persons in this household were covered by ...'s plan?</p> | <p>Person No. Name 1558 1559 1560 1562 1564 1568</p> | <p>1 <input type="checkbox"/> None</p> |
| <p>CHECK ITEM R30B Refer to Control Card item 27. Is ... the designated parent or guardian of children under 18 who live in this household?</p> | <p>1568</p> | <p>1 <input type="checkbox"/> Yes 2 <input type="checkbox"/> No - SKIP to Check Item R32</p> |
| <p>CHECK ITEM R30C Have each of these children already been identified as members of a family health insurance plan?</p> | <p>1570</p> | <p>1 <input type="checkbox"/> Yes 2 <input type="checkbox"/> No } SKIP to 27k 3 <input type="checkbox"/> DK }</p> |
| <p>27j. I have recorded that all of ...'s children were covered by a health insurance plan - is that correct?</p> | <p>1572</p> | <p>1 <input type="checkbox"/> Yes - SKIP to Check Item R32 2 <input type="checkbox"/> No</p> |
| <p>k. Were any of (Which of) ...'s children (were) covered by a health insurance plan? (Exclude Medicaid, Medicare, CHAMPUS, CHAMPVA and plans paying benefits only for accidents or specific diseases.)</p> | <p>1574 1576 1578 1580 1582 1584 1586</p> | <p>1 <input type="checkbox"/> All children OR Person No. Name 1 <input type="checkbox"/> None</p> |
| <p>CHECK ITEM R32 Are any seats listed in the Asset Roster?</p> | <p>1588</p> | <p>1 <input type="checkbox"/> Yes 2 <input type="checkbox"/> No - SKIP to 29a</p> |



Section 1 — LABOR FORCE AND RECEIPIENCY (Continued)

28a. According to the information we obtained last time, ... had (Read asset types in 28b, column (2); during (8 months ago) through (5 months ago). Was this information recorded correctly? ASK 28c

1388 Yes
 No — Resolve problems and make appropriate entries in 28b, column (5)

b. ASSET ROSTER

| Line No. (1) | Asset type (2) | Asset code (3) | This reference period (4) | | Previous reference period (5) | | |
|-----------------|-------------------|-------------------|--|--|---|--|--------------------------|
| | | | 1 <input type="checkbox"/> Yes — Mark ISS 2 <input type="checkbox"/> No | 1 <input type="checkbox"/> Yes — Mark ISS 2 <input type="checkbox"/> No | Should not have been listed <input type="checkbox"/> | Was not listed, should have been <input type="checkbox"/> | |
| 1 | | 1590 | 1592 | <input type="checkbox"/> Yes — Mark ISS <input type="checkbox"/> No | 1593 | <input type="checkbox"/> | <input type="checkbox"/> |
| 2 | | 1594 | 1596 | <input type="checkbox"/> Yes — Mark ISS <input type="checkbox"/> No | 1597 | <input type="checkbox"/> | <input type="checkbox"/> |
| 3 | | 1598 | 1600 | <input type="checkbox"/> Yes — Mark ISS <input type="checkbox"/> No | 1601 | <input type="checkbox"/> | <input type="checkbox"/> |
| 4 | | 1602 | 1604 | <input type="checkbox"/> Yes — Mark ISS <input type="checkbox"/> No | 1605 | <input type="checkbox"/> | <input type="checkbox"/> |
| 5 | | 1606 | 1608 | <input type="checkbox"/> Yes — Mark ISS <input type="checkbox"/> No | 1609 | <input type="checkbox"/> | <input type="checkbox"/> |
| 6 | | 1610 | 1612 | <input type="checkbox"/> Yes — Mark ISS <input type="checkbox"/> No | 1613 | <input type="checkbox"/> | <input type="checkbox"/> |
| 7 | | 1614 | 1616 | <input type="checkbox"/> Yes — Mark ISS <input type="checkbox"/> No | 1617 | <input type="checkbox"/> | <input type="checkbox"/> |
| 8 | | 1618 | 1620 | <input type="checkbox"/> Yes — Mark ISS <input type="checkbox"/> No | 1621 | <input type="checkbox"/> | <input type="checkbox"/> |

c. During the past 4 months, that is _____ and _____, did ... still own (have) (Read assets in 28b, column (2))?

MARK (X) APPROPRIATE BOX IN ITEM 28b, COLUMN (4) FOR EACH ASSET TYPE LISTED.

29a. (In addition to the assets we have already mentioned) During the 4-month period did ... have any (other) kinds of assets which earn interest or bring in money, such as the ones shown on this card? (SHOW FLASHCARD N.)

1622 Yes
 No
 DK } SKIP to Check Item R33
 Ref.


b. Which kinds of these assets did ... own? Any others? (Exclude IRA and Keogh accounts)

- 1624 Regular or passbook savings accounts — Mark "100" on ISS
- 1628 Money market deposit accounts — Mark "101" on ISS
- 1630 Certificates of deposit or other savings certificates — Mark "102" on ISS
- 1632 NOW, Super NOW, or other interest-earning checking accounts — Mark "103" on ISS
- 1638 Money market funds — Mark "104" on ISS
- 1639 U. S. Government securities — Mark "105" on ISS
- 1640 Municipal or corporate bonds — Mark "108" on ISS
- 1642 Mortgages — Mark "130" on ISS
- 1644 U. S. Savings Bonds (E, EE) — Mark "174" on ISS
- 1646 Other interest-earning assets — Mark "107" on ISS and specify
- 1648 Stocks or mutual fund shares — Mark "110" on ISS
- 1650 Rental property — Mark "120" on ISS
- 1652 Royalties — Mark "140" on ISS
- 1654 Other financial investments — Mark "150" on ISS and specify

CHECK ITEM R33? Is ... 17 to 49 years of age?

1658 Yes
 No — SKIP to Check Item R38


NOTES



Section 1 — LABOR FORCE AND RECIPIENCY (Continued)

EARNINGS AND EMPLOYMENT

| | |
|--|---|
| <p>30a. During the past 4 months did ... attend school beyond the high school level including a college, university, or other school?</p> | <p>1653 <input type="checkbox"/> Yes <input checked="" type="checkbox"/> No — SKIP to Check Item R36</p> |
| <p>b. Were any of ...'s educational expenses during the past 4 months paid for by the GIBBI, a Pell (BEOG) Grant, a Guaranteed or National Direct Student Loan, or any other type of scholarship or grant?</p> | <p>1660 <input type="checkbox"/> Yes <input checked="" type="checkbox"/> No — SKIP to 33</p> |
| <p>c. What kind of educational assistance did ... receive? Anything else? Mark (X) all that apply.</p> | <p>1692 <input type="checkbox"/> GI/VEAP Benefits — Mark "40" on the ISS 1664 <input type="checkbox"/> Pell Grant (BEOG) 1666 <input type="checkbox"/> Supplemental Educational Opportunity Grant (SEOG) 1668 <input type="checkbox"/> Other VA Educational Assistance Programs 1670 <input type="checkbox"/> Other scholarship, fellowship, or grant 1672 <input type="checkbox"/> Employer assistance 1674 <input type="checkbox"/> JTPA/GETA training allowance 1676 <input type="checkbox"/> Guaranteed Student Loan (GSL) 1678 <input type="checkbox"/> National Direct Student Loan (NSL)</p> <p style="text-align: right;">Mark "175" on ISS</p> |
| <p>31a. What kind of term system does ...'s school use — semester, trimester, quarter, or something else?</p> | <p>1680 <input type="checkbox"/> Semester <input type="checkbox"/> Trimester <input type="checkbox"/> Quarter <input type="checkbox"/> Other <input checked="" type="checkbox"/> DK</p> |
| <p>b. How much was ...'s total tuition and fees for the (semester/trimester/quarter/school term)? (Include all tuition and fees, even if paid completely or in part by the family, a scholarship or a loan.)</p> | <p>1682 \$ <input type="text"/> <input type="text"/> 00 <input checked="" type="checkbox"/> DK</p> |
| <p>CHECK ITEM R35 Is "Pell Grant (BEOG)" marked in item 30c?</p> | <p>1684 <input type="checkbox"/> Yes <input checked="" type="checkbox"/> No — SKIP to Check Item R35</p> |
| <p>31c. What was the total amount of ...'s Pell Grant (BEOG) for the (semester/trimester/quarter/school term)?</p> | <p>1686 \$ <input type="text"/> <input type="text"/> 00 <input checked="" type="checkbox"/> DK</p> |
| <p>CHECK ITEM R36 Is box 3, 4, 5 or 6 marked in 30c?</p> | <p>1688 <input type="checkbox"/> Yes <input checked="" type="checkbox"/> No — SKIP to 33</p> |
| <p>32. What was the total amount of ...'s (Read appropriate types of educational assistance) for the (semester/trimester/quarter/school term)?</p> | <p>1690 \$ <input type="text"/> <input type="text"/> 00 <input checked="" type="checkbox"/> DK</p> |
| <p>33. Did ... participate in the Federally funded work-study program at school at any time during the past 4 months?</p> | <p>1692 <input type="checkbox"/> Yes <input checked="" type="checkbox"/> No</p> |
| <p>CHECK ITEM R36 Refer to Control Card, item 26a. What is ...'s marital status?</p> | <p>1694 <input type="checkbox"/> Married, spouse absent <input checked="" type="checkbox"/> Other — SKIP to Check Item R37</p> |
| <p>ASK OR VERIFY — 34. Is ...'s spouse in the Armed Forces?</p> | <p>1696 <input type="checkbox"/> Yes <input checked="" type="checkbox"/> No</p> |
| <p>CHECK ITEM R37 Are any income types, assets, "worked" or "other educational assistance" marked on the ISS?</p> | <p>1698 <input type="checkbox"/> Yes <input checked="" type="checkbox"/> No — SKIP to 36a</p> |
| <p>36a. You said that during the 4-month period ... received income from — (Mention working or other educational assistance if appropriate and read income sources and assets from the ISS.) Is that correct?</p> | <p>1700 <input type="checkbox"/> Yes <input checked="" type="checkbox"/> No — Probe and resolve (Make corrections to ISS if necessary)</p> |
| <p>b. Did ... receive income from any other source such as financial help from someone outside the household, support payments, payments from the government or anything else?</p> | <p>1702 <input type="checkbox"/> Yes — SKIP to 36b <input checked="" type="checkbox"/> No — SKIP to Check Item E1</p> |
| <p>36c. I have not recorded any sources of income for ... during the 4-month period. Did ... receive income from some source we have not covered, such as financial help from someone outside the household, support payments, payments from the government or anything else?</p> | <p>1704 <input type="checkbox"/> Yes <input checked="" type="checkbox"/> No — SKIP to Check Item P1, page 45</p> |
| <p>b. What kind of income did ... receive? Anything else?</p> | <p>Enter codes from income source list and mark ISS.</p> <p>1706 <input type="text"/> <input type="text"/> <input type="text"/></p> <p>1708 <input type="text"/> <input type="text"/> <input type="text"/></p> <p>1710 <input type="text"/> <input type="text"/> <input type="text"/></p> |



Section 2 — EARNINGS AND EMPLOYMENT

341

**CHECK
ITEM 2**

Is "Worked" marked on the ISS?

1712

- Yes
 No — SKIP to First ISS Code marked or Check Item P1, page 45

1a. You said . . . worked during the 4-month period. Was . . . working for an employer or was . . . self-employed?
(Include unpaid worker in family business or farm as working for an employer.)

1714

- Worked for employer only
 Self-employed only — SKIP to Statement B, page 18
 Both worked for employer and self-employed

b. How many different employers did . . . work for during this 4-month period?

1715

- 1 employer
 2 employers
 3 or more employers

**CHECK
ITEM 2**

Is "Both worked for employer and self-employed" marked in 1a?

1713


- Yes
 No — SKIP to 2a

STATEMENT A

. . . worked for an employer and was also self-employed. The first questions will be about . . . 's work for an employer.

NOTES

EARNINGS AND EMPLOYMENT



| Section 2 - EARNINGS AND EMPLOYMENT (Continued) | |
|---|--|
| Part A1 - EMPLOYER IDENTIFICATION NUMBER 1 | |
| <p>2a. What is the name of the employer for whom ... worked during this 4-month period?</p> <p><i>(If ... worked for more than one employer, enter the employer for whom ... worked the most hours during the 4-month period or the most recent employer.)</i></p> | <p>PGM 5 Employer Name</p> <p>2000</p> |
| <p>2b. What kind of business or industry was (Name of company or business)?</p> <p><i>For example: TV and radio manufacturing, retail shoe store, State Labor Department, farm.</i></p> | <p>PGM 6 Employer ID No.</p> <p>2002</p> |
| <p>2c. ASK OR VERIFY - Is it mainly -</p> | <p>PGM 7</p> <p>2004</p> <p> <input type="checkbox"/> 1 Manufacturing? <input type="checkbox"/> 2 Wholesale Trade? <input type="checkbox"/> 3 Retail Trade? <input type="checkbox"/> 4 Some other kind of business? </p> |
| <p>d. What kind of work was ... doing on this job?</p> <p><i>For example: Electrical engineer, stock clerk, typist, farmer</i></p> | <p>PGM 8</p> <p>2008</p> |
| <p>e. What were ...'s main activities or duties?</p> <p><i>For example: Types, keeps account books, files, sells cars, operates printing press, finishes concrete.</i></p> | <p>PGM 9</p> <p>2010</p> |
| <p>f. ASK OR VERIFY - Was ... an employee of -</p> | <p>PGM 10</p> <p>2012</p> <p> <input type="checkbox"/> 1 A private company or individual? <input type="checkbox"/> 2 Federal government (exclude Armed Forces)? <input type="checkbox"/> 3 State government? <input type="checkbox"/> 4 Local government? <input type="checkbox"/> 5 Armed Forces? <input type="checkbox"/> 6 Unpaid in family business or farm? - SKIP to Check item E5 </p> |
| <p>3a. ASK OR VERIFY - Was ... employed by (Name of employer) during the entire 4-month period?</p> | <p>PGM 11</p> <p>2014</p> <p> <input type="checkbox"/> 1 Yes - SKIP to 4 <input type="checkbox"/> 2 No </p> |
| <p>b. When was ... employed by (Name of employer) during this 4-month period?</p> | <p>FROM</p> <p>2018 Month 79-18 Day</p> <p>TO</p> <p>2020 Month 30-27 Day</p> |
| <p>4. ASK OR VERIFY - How many hours per week did ... usually work at this job?</p> | <p>2024</p> <p>Hours</p> <p> <input type="checkbox"/> x0 None <input type="checkbox"/> x1 DK </p> |
| <p>5. Was ... paid by the hour on this job?</p> | <p>2026</p> <p> <input type="checkbox"/> 1 Yes <input type="checkbox"/> 2 No - SKIP to 7 </p> |
| <p>6. What was ...'s regular hourly pay rate at the end of (Read last month or "to" date in item 3b)?</p> | <p>2028</p> <p>\$</p> <p> <input type="checkbox"/> x1 DK <input type="checkbox"/> x2 Ref. - SKIP to Check item E5 </p> |
| <p>7. During the 4-month period how often was ... paid on this job?</p> | <p>2030</p> <p> <input type="checkbox"/> 1 Once a week <input type="checkbox"/> 2 Once each 2 weeks <input type="checkbox"/> 3 Once a month <input type="checkbox"/> 4 Twice a month <input type="checkbox"/> 5 Some other way - Specify </p> |

Section 2 — EARNINGS AND EMPLOYMENT (Continued)

Part A1 — EMPLOYER IDENTIFICATION NUMBER 1 (Continued)

8. READ STATEMENT ONLY ONCE PER RESPONDENT

The next question is about the pay ... received from this job during the 4-month period. We need the most accurate figures you can provide. Be sure to include any tips, bonuses, overtime pay, or commissions.

What was the total amount of pay that ... received BEFORE deductions on this job in (Read each month)?

FOR MEMBERS OF THE ARMED FORCES — (Be sure to include housing allowances and any other special types of pay.)

NOTE: Certain months contain 5 paydays for workers paid weekly and 3 paydays for workers paid every 2 weeks.



LAST MONTH

2032 \$.00

- x3 None
- x1 DK
- x2 Ref.

INTERVIEWER USE ONLY

\$ _____ .00
 \$ _____ .00
 \$ _____ .00
 \$ _____ .00
 \$ _____ .00
 Total \$ _____ .00

2 MONTHS AGO

2034 \$.00

- x3 None
- x1 DK
- x2 Ref.

\$ _____ .00
 \$ _____ .00
 \$ _____ .00
 \$ _____ .00
 \$ _____ .00
 Total \$ _____ .00

3 MONTHS AGO

2036 \$.00

- x3 None
- x1 DK
- x2 Ref.

\$ _____ .00
 \$ _____ .00
 \$ _____ .00
 \$ _____ .00
 \$ _____ .00
 Total \$ _____ .00

4 MONTHS AGO

2038 \$.00

- x3 None
- x1 DK
- x2 Ref.

\$ _____ .00
 \$ _____ .00
 \$ _____ .00
 \$ _____ .00
 \$ _____ .00
 Total \$ _____ .00

CHECK ITEM 8

Is "DK" marked in all parts of 8?

- 2040 1 Yes
 2 No — SKIP to Check Item E5

9. (Information about how much ... received each month is very important to the results of our survey.) If we were to call back later would you (or ...) be able to provide us with the amounts of pay ... received in each of these months?


- 2042 1 Yes — Mark Reminder Card, item 3a
 2 No

CHECK ITEM 9

Number of employers in item 1b?

- 2044 1 1 employer — SKIP to Check Item E5, page 17
 2 2 or more employers

| Section 2 — EARNINGS AND EMPLOYMENT (Continued) | |
|--|--|
| Part A2 — EMPLOYER IDENTIFICATION NUMBER 2 | |
| <p>10a. What is the name of the other employer for whom . . . worked during this 4-month period? <i>(If . . . worked for more than one employer, enter the employer for whom . . . worked the second most hours during the 4-month period.)</i></p> | <p>FORM 1 Employer Name 2100 _____</p> |
| <p>CHECKING ITEMS: Enter employer ID number from cc item 42, or if a new employer, enter next available ID number →</p> | <p>FORM 1 Employer ID No. 2102 <input type="checkbox"/></p> |
| <p>10b. What kind of business or industry was [Name of company or business]? <i>For example: TV and radio manufacturing, retail shoe store, State Labor Department, farm.</i></p> | <p>FORM 1 2104 _____</p> |
| <p>c. ASK OR VERIFY — Is it mainly —</p> | <p>FORM 1 2109 <input type="checkbox"/> Manufacturing? <input type="checkbox"/> Wholesale Trade? <input type="checkbox"/> Retail Trade? <input type="checkbox"/> Some other kind of business?</p> |
| <p>d. What kind of work was . . . doing on this job? <i>For example: Electrical engineer, stock clerk, typist, farmer</i></p> | <p>FORM 1 2108 _____</p> |
| <p>e. What were . . . 's main activities or duties? <i>For example: Types, keeps account books, files, sells cars, operates printing press, finishes concrete.</i></p> | <p>FORM 1 2110 _____</p> |
| <p>f. ASK OR VERIFY — Was . . . an employee of —</p> | <p>FORM 1 2112 <input type="checkbox"/> A private company or individual? <input type="checkbox"/> Federal government (exclude Armed Forces)? <input type="checkbox"/> State government? <input type="checkbox"/> Local government? <input type="checkbox"/> Armed Forces? <input type="checkbox"/> Unpaid in family business or farm? — <i>SKIP to Check Item E8</i></p> |
| <p>11a. ASK OR VERIFY — Was . . . employed by (Name of employer) during the entire 4-month period?</p> | <p>FORM 7 2114 <input type="checkbox"/> Yes — SKIP to 12 <input type="checkbox"/> No</p> |
| <p>b. When was . . . employed by (Name of employer) during this 4-month period?</p> | <p>FROM 2118 <input type="text"/> Month 2119 <input type="text"/> Day TO 2120 <input type="text"/> Month 2122 <input type="text"/> Day</p> |
| <p>12. ASK OR VERIFY — How many hours per week did . . . usually work at this job?</p> | <p>2124 <input type="text"/> Hours <input type="checkbox"/> None <input type="checkbox"/> DK</p> |
| <p>13. Was . . . paid by the hour on this job?</p> | <p>2128 <input type="checkbox"/> Yes <input type="checkbox"/> No — SKIP to 16</p> |
| <p>14. What was . . . 's regular hourly pay rate at the end of (Read last month or "to" date in item 11b)?</p> | <p>2128 \$ <input type="text"/> - <input type="text"/> <input type="checkbox"/> DK <input type="checkbox"/> Ref. → SKIP to Check Item E8</p> |
| <p>15. During the 4-month period how often was . . . paid on this job?</p> | <p>2130 <input type="checkbox"/> Once a week <input type="checkbox"/> Once each 2 weeks <input type="checkbox"/> Once a month <input type="checkbox"/> Twice a month <input type="checkbox"/> Some other way — Specify _____</p> |



Section 2 — EARNINGS AND EMPLOYMENT (Continued)

Part A2 — EMPLOYER IDENTIFICATION NUMBER 2 (Continued)

16. READ STATEMENT ONLY ONCE PER RESPONDENT

The next question is about the pay . . . received from this job during the 4-month period. We need the most accurate figures you can provide. Be sure to include any tips, bonuses, overtime pay, or commissions.

What was the total amount of pay that . . . received BEFORE deductions on this job in (read each month)?

FOR MEMBERS OF THE ARMED FORCES — (Be sure to include housing allowances and any other special types of pay.)

NOTE: Certain months contain 5 paydays for workers paid weekly and 3 paydays for workers paid every 2 weeks.



LAST MONTH

2132 \$.00

- x3 None
- x1 DK
- x2 Ref.

INTERVIEWER USE ONLY

\$ _____ .00

\$ _____ .00

\$ _____ .00

\$ _____ .00

\$ _____ .00

Total \$ _____ .00

2 MONTHS AGO

2133 \$.00

- x3 None
- x1 DK
- x2 Ref.

\$ _____ .00

\$ _____ .00

\$ _____ .00

\$ _____ .00

\$ _____ .00

Total \$ _____ .00

3 MONTHS AGO

2134 \$.00

- x3 None
- x1 DK
- x2 Ref.

\$ _____ .00

\$ _____ .00

\$ _____ .00

\$ _____ .00

\$ _____ .00

Total \$ _____ .00

4 MONTHS AGO

2135 \$.00

- x3 None
- x1 DK
- x2 Ref.

\$ _____ .00

\$ _____ .00

\$ _____ .00

\$ _____ .00

\$ _____ .00

Total \$ _____ .00

CHECK ITEM 74

Is "DK" marked in all parts of 16?

- 2140 1 Yes
2 No — SKIP to Check Item E8


17. (Information about how much . . . received each month is very important to the results of our survey.) If we were to call back later would you (or . . .) be able to provide us with the amounts of pay . . . received in each of these months?

- 2142 1 Yes — Mark Reminder Card, item 3b
2 No

CHECK ITEM 88

Is "Both worked for employer and self-employed" marked in 1a, page 13.

- 2144 1 Yes — Read Statement B
2 No — SKIP to first ISS Code or Check Item P1, page 45



Section 2 — EARNINGS AND EMPLOYMENT (Continued)

Part B1 — SELF-EMPLOYMENT IDENTIFICATION NUMBER 1

STATEMENT 2K You said ... was (also) self-employed during this 4-month period.

1a. What was the name of ...'s business/professional practice/firm? PGM 1 Business name
 2200 _____

CHECK ITEM 2K Enter business ID number from cc item 43, or if a new business enter the next available ID number PGM 2 Business ID No.
 2202 _____
 2204 _____

1b. What kind of business was this? PGM 3
 2205 Manufacturing?
 2206 Wholesale Trade?
 2207 Retail Trade?
 2208 Some other kind of business?

d. What kind of work was ... doing? PGM 4
 2209 _____

e. What were ...'s most important activities or duties? PGM 5
 2210 _____

f. How many hours per week did ... usually work at this business? PGM 7
 2212 _____ Hours
 x3 None
 x1 DK

2. Do you think that the gross earnings of this business will be \$1,000 or more during the next 12 months? 2214
 2214 1 Yes
 2 No — SKIP to 10a
 x1 DK
Gross earnings include sales and receipts before expenses.

CHECK ITEM 2K Have questions 3 — 5b already been answered for this business by another household member? 2215
 2215 1 Yes — SKIP to 6a
 2 No

3. What was the total number of employees working for this business? Be sure to include ... 2218
 2218 _____ Employees
 Enter 999 if 1,000 or more employees.
 x1 DK

4a. Was ...'s business incorporated? 2220
 2220 1 Yes — SKIP to 5a
 2 No

b. Was ...'s business a sole proprietorship or a partnership? 2222
 2222 1 Sole proprietorship — SKIP to 6a
 2 Partnership

5a. Aside from ... were any other members of this household owners or partners in this business? 2224
 2224 1 Yes
 2 No — SKIP to 6a


b. Which members? 2225

| | Period No. | Name |
|------|--------------------------------|-------|
| 2225 | <input type="checkbox"/> _____ | _____ |
| 2226 | <input type="checkbox"/> _____ | _____ |
| 2227 | <input type="checkbox"/> _____ | _____ |

6a. Was ... paid a regular salary from this business during the 4-month period? 2232
 2232 1 Yes
 2 No

b. Did ... receive any (other) income from the business during this 4-month period? 2234
 2234 1 Yes
 2 No

CHECK ITEM 2K Is "Yes" marked in either item 6a or 6b? 2236
 2236 1 Yes
 2 No — SKIP to Check Item S5



Section 2 - EARNINGS AND EMPLOYMENT (Continued)

Part B1 - SELF-EMPLOYMENT IDENTIFICATION NUMBER 1 (Continued)

7. READ STATEMENT ONLY ONCE PER RESPONDENT.

The next question is about the income ... received from this business during the 4-month period. We need the most accurate figures you can provide.

What was the total amount of income that ... received from this business in (Read each month)?

INTERVIEWER USE ONLY

| | | |
|----------------------------------|----|-----|
| LAST MONTH | \$ | .00 |
| 2238 | \$ | .00 |
| x3 <input type="checkbox"/> None | \$ | .00 |
| x1 <input type="checkbox"/> DK | \$ | .00 |
| x2 <input type="checkbox"/> Ref. | \$ | .00 |
| TOTAL | \$ | .00 |
| ----- | | |
| 1 MONTHS AGO | \$ | .00 |
| 2240 | \$ | .00 |
| x3 <input type="checkbox"/> None | \$ | .00 |
| x1 <input type="checkbox"/> DK | \$ | .00 |
| x2 <input type="checkbox"/> Ref. | \$ | .00 |
| TOTAL | \$ | .00 |
| ----- | | |
| 3 MONTHS AGO | \$ | .00 |
| 2242 | \$ | .00 |
| x3 <input type="checkbox"/> None | \$ | .00 |
| x1 <input type="checkbox"/> DK | \$ | .00 |
| x2 <input type="checkbox"/> Ref. | \$ | .00 |
| TOTAL | \$ | .00 |
| ----- | | |
| 4 MONTHS AGO | \$ | .00 |
| 2244 | \$ | .00 |
| x3 <input type="checkbox"/> None | \$ | .00 |
| x1 <input type="checkbox"/> DK | \$ | .00 |
| x2 <input type="checkbox"/> Ref. | \$ | .00 |
| TOTAL | \$ | .00 |

CHECK RESPONSE 2208 Is "DK" marked in all parts of 7? Yes No - SKIP to Check Item 55

8. If we were to call back later would you (or ...) be able to provide us with the amounts of income ... received in each of these months? (Information about how much ... received each month is very important to the results of our survey.) 2246 Yes - Mark Reminder Card, item 4a No

CHECK RESPONSE 2250 Refer to item 4a, page 18. Is this business incorporated? Yes - SKIP to 11 No

CHECK RESPONSE 2252 Has information about the net profit (or loss) for this business already been obtained by another household member? Yes - SKIP to 11 No

9a. We would also appreciate an estimate of the net profit (or loss), that is, the difference between gross receipts and expenses for this 4-month period. Can you give me an estimate of the net profit (or loss) during the 4-month period? 2254 Yes No - SKIP to 11


b. What was the net profit (or loss) from this business during the 4-month period? 2256 \$.00 2258 Loss in amount box - If "Broke even," mark \$ 1 in box. SKIP to 11

10. About how much did ... earn from this business after expenses during the 4-month period? 2260 \$.00 x3 None x1 DK x2 Ref.

11. Was ... self-employed in any other business [professional practice/farm] during the 4-month period? 2262 Yes No - SKIP to first ISS Code or Check item P1, page 45

| Section 2 — EARNINGS AND EMPLOYMENT (Continued) | | | | | | | | | | | | | |
|--|--|---|--|-------|--|----------------------|--|------|---|-------|------|----------------------|-------|
| Part B2 — SELF-EMPLOYMENT IDENTIFICATION NUMBER 2 | | | | | | | | | | | | | |
| 12a. What was the name of ...'s other business/ professional practice/farm? | <table border="1" style="width:100%; border-collapse: collapse;"> <tr> <td style="width: 20%; text-align: center;">PGM 8</td> <td>Business name</td> </tr> <tr> <td style="text-align: center;">2300</td> <td>_____</td> </tr> <tr> <td style="text-align: center;">2301</td> <td>_____</td> </tr> </table> | PGM 8 | Business name | 2300 | _____ | 2301 | _____ | | | | | | |
| PGM 8 | Business name | | | | | | | | | | | | |
| 2300 | _____ | | | | | | | | | | | | |
| 2301 | _____ | | | | | | | | | | | | |
| <table border="1" style="width:100%; border-collapse: collapse;"> <tr> <td style="width: 20%; text-align: center;">CHECK ITEM 51</td> <td>Enter business ID number from item 43, or if a new business, enter the next available ID number →</td> </tr> </table> | CHECK ITEM 51 | Enter business ID number from item 43, or if a new business, enter the next available ID number → | <table border="1" style="width:100%; border-collapse: collapse;"> <tr> <td style="width: 20%; text-align: center;">PGM 8</td> <td>Business ID No.</td> </tr> <tr> <td style="text-align: center;">2302</td> <td><input type="checkbox"/></td> </tr> </table> | PGM 8 | Business ID No. | 2302 | <input type="checkbox"/> | | | | | | |
| CHECK ITEM 51 | Enter business ID number from item 43, or if a new business, enter the next available ID number → | | | | | | | | | | | | |
| PGM 8 | Business ID No. | | | | | | | | | | | | |
| 2302 | <input type="checkbox"/> | | | | | | | | | | | | |
| 12b. What kind of business was this? | <table border="1" style="width:100%; border-collapse: collapse;"> <tr> <td style="width: 20%; text-align: center;">PGM 8</td> <td></td> </tr> <tr> <td style="text-align: center;">2303</td> <td>_____</td> </tr> <tr> <td style="text-align: center;">2304</td> <td>_____</td> </tr> </table> | PGM 8 | | 2303 | _____ | 2304 | _____ | | | | | | |
| PGM 8 | | | | | | | | | | | | | |
| 2303 | _____ | | | | | | | | | | | | |
| 2304 | _____ | | | | | | | | | | | | |
| <p>ASK OR VERIFY —</p> c. Is it mainly — | <table border="1" style="width:100%; border-collapse: collapse;"> <tr> <td style="width: 20%; text-align: center;">PGM 8</td> <td>1 <input type="checkbox"/> Manufacturing?</td> </tr> <tr> <td style="text-align: center;">2305</td> <td>2 <input type="checkbox"/> Wholesale Trade?</td> </tr> <tr> <td style="text-align: center;">2306</td> <td>3 <input type="checkbox"/> Retail Trade?</td> </tr> <tr> <td style="text-align: center;">2307</td> <td>4 <input type="checkbox"/> Some other kind of business?</td> </tr> </table> | PGM 8 | 1 <input type="checkbox"/> Manufacturing? | 2305 | 2 <input type="checkbox"/> Wholesale Trade? | 2306 | 3 <input type="checkbox"/> Retail Trade? | 2307 | 4 <input type="checkbox"/> Some other kind of business? | | | | |
| PGM 8 | 1 <input type="checkbox"/> Manufacturing? | | | | | | | | | | | | |
| 2305 | 2 <input type="checkbox"/> Wholesale Trade? | | | | | | | | | | | | |
| 2306 | 3 <input type="checkbox"/> Retail Trade? | | | | | | | | | | | | |
| 2307 | 4 <input type="checkbox"/> Some other kind of business? | | | | | | | | | | | | |
| d. What kind of work was ... doing? | <table border="1" style="width:100%; border-collapse: collapse;"> <tr> <td style="width: 20%; text-align: center;">PGM 8</td> <td></td> </tr> <tr> <td style="text-align: center;">2308</td> <td>_____</td> </tr> </table> | PGM 8 | | 2308 | _____ | | | | | | | | |
| PGM 8 | | | | | | | | | | | | | |
| 2308 | _____ | | | | | | | | | | | | |
| e. What were ...'s most important activities or duties? | <table border="1" style="width:100%; border-collapse: collapse;"> <tr> <td style="width: 20%; text-align: center;">PGM 8</td> <td></td> </tr> <tr> <td style="text-align: center;">2309</td> <td>_____</td> </tr> </table> | PGM 8 | | 2309 | _____ | | | | | | | | |
| PGM 8 | | | | | | | | | | | | | |
| 2309 | _____ | | | | | | | | | | | | |
| f. How many hours per week did ... usually work at this business? | <table border="1" style="width:100%; border-collapse: collapse;"> <tr> <td style="width: 20%; text-align: center;">PGM 7</td> <td></td> </tr> <tr> <td style="text-align: center;">2310</td> <td><input type="checkbox"/> Hours</td> </tr> <tr> <td style="text-align: center;">2311</td> <td>x3 <input type="checkbox"/> None</td> </tr> <tr> <td style="text-align: center;">2312</td> <td>x1 <input type="checkbox"/> DK</td> </tr> </table> | PGM 7 | | 2310 | <input type="checkbox"/> Hours | 2311 | x3 <input type="checkbox"/> None | 2312 | x1 <input type="checkbox"/> DK | | | | |
| PGM 7 | | | | | | | | | | | | | |
| 2310 | <input type="checkbox"/> Hours | | | | | | | | | | | | |
| 2311 | x3 <input type="checkbox"/> None | | | | | | | | | | | | |
| 2312 | x1 <input type="checkbox"/> DK | | | | | | | | | | | | |
| 13. Do you think that the gross earnings of this business will be \$1,000 or more during the next 12 months? <i>Gross earnings include sales and receipts before expenses.</i> | <table border="1" style="width:100%; border-collapse: collapse;"> <tr> <td style="width: 20%; text-align: center;">2314</td> <td>1 <input type="checkbox"/> Yes</td> </tr> <tr> <td style="text-align: center;">2315</td> <td>2 <input type="checkbox"/> No — SKIP to 21</td> </tr> <tr> <td style="text-align: center;">2316</td> <td>x1 <input type="checkbox"/> DK</td> </tr> </table> | 2314 | 1 <input type="checkbox"/> Yes | 2315 | 2 <input type="checkbox"/> No — SKIP to 21 | 2316 | x1 <input type="checkbox"/> DK | | | | | | |
| 2314 | 1 <input type="checkbox"/> Yes | | | | | | | | | | | | |
| 2315 | 2 <input type="checkbox"/> No — SKIP to 21 | | | | | | | | | | | | |
| 2316 | x1 <input type="checkbox"/> DK | | | | | | | | | | | | |
| <table border="1" style="width:100%; border-collapse: collapse;"> <tr> <td style="width: 20%; text-align: center;">CHECK ITEM 51</td> <td>Have questions 14—16b already been answered for this business by another household member?</td> </tr> </table> | CHECK ITEM 51 | Have questions 14—16b already been answered for this business by another household member? | <table border="1" style="width:100%; border-collapse: collapse;"> <tr> <td style="width: 20%; text-align: center;">2318</td> <td>1 <input type="checkbox"/> Yes — SKIP to 17a</td> </tr> <tr> <td style="text-align: center;">2319</td> <td>2 <input type="checkbox"/> No</td> </tr> </table> | 2318 | 1 <input type="checkbox"/> Yes — SKIP to 17a | 2319 | 2 <input type="checkbox"/> No | | | | | | |
| CHECK ITEM 51 | Have questions 14—16b already been answered for this business by another household member? | | | | | | | | | | | | |
| 2318 | 1 <input type="checkbox"/> Yes — SKIP to 17a | | | | | | | | | | | | |
| 2319 | 2 <input type="checkbox"/> No | | | | | | | | | | | | |
| 14. What was the total number of employees working for this business? Be sure to include ... <i>Enter 999 if 1,000 or more employees.</i> | <table border="1" style="width:100%; border-collapse: collapse;"> <tr> <td style="width: 20%; text-align: center;">2313</td> <td><input type="text"/> Employees</td> </tr> <tr> <td style="text-align: center;">2314</td> <td>x1 <input type="checkbox"/> DK</td> </tr> </table> | 2313 | <input type="text"/> Employees | 2314 | x1 <input type="checkbox"/> DK | | | | | | | | |
| 2313 | <input type="text"/> Employees | | | | | | | | | | | | |
| 2314 | x1 <input type="checkbox"/> DK | | | | | | | | | | | | |
| 15a. Was ...'s business incorporated? | <table border="1" style="width:100%; border-collapse: collapse;"> <tr> <td style="width: 20%; text-align: center;">2320</td> <td>1 <input type="checkbox"/> Yes — SKIP to 16a</td> </tr> <tr> <td style="text-align: center;">2321</td> <td>2 <input type="checkbox"/> No</td> </tr> </table> | 2320 | 1 <input type="checkbox"/> Yes — SKIP to 16a | 2321 | 2 <input type="checkbox"/> No | | | | | | | | |
| 2320 | 1 <input type="checkbox"/> Yes — SKIP to 16a | | | | | | | | | | | | |
| 2321 | 2 <input type="checkbox"/> No | | | | | | | | | | | | |
| b. Was ...'s business a sole proprietorship or a partnership? | <table border="1" style="width:100%; border-collapse: collapse;"> <tr> <td style="width: 20%; text-align: center;">2322</td> <td>1 <input type="checkbox"/> Sole proprietorship — SKIP to 17a</td> </tr> <tr> <td style="text-align: center;">2323</td> <td>2 <input type="checkbox"/> Partnership</td> </tr> </table> | 2322 | 1 <input type="checkbox"/> Sole proprietorship — SKIP to 17a | 2323 | 2 <input type="checkbox"/> Partnership | | | | | | | | |
| 2322 | 1 <input type="checkbox"/> Sole proprietorship — SKIP to 17a | | | | | | | | | | | | |
| 2323 | 2 <input type="checkbox"/> Partnership | | | | | | | | | | | | |
| 16a. Aside from ... were any other members of this household owners or partners in this business? | <table border="1" style="width:100%; border-collapse: collapse;"> <tr> <td style="width: 20%; text-align: center;">2325</td> <td>1 <input type="checkbox"/> Yes</td> </tr> <tr> <td style="text-align: center;">2326</td> <td>2 <input type="checkbox"/> No — SKIP to 17a</td> </tr> </table> | 2325 | 1 <input type="checkbox"/> Yes | 2326 | 2 <input type="checkbox"/> No — SKIP to 17a | | | | | | | | |
| 2325 | 1 <input type="checkbox"/> Yes | | | | | | | | | | | | |
| 2326 | 2 <input type="checkbox"/> No — SKIP to 17a | | | | | | | | | | | | |
| b. Which members? | <table border="1" style="width:100%; border-collapse: collapse;"> <thead> <tr> <th style="width: 20%;"></th> <th style="width: 40%;">Person No.</th> <th style="width: 40%;">Name</th> </tr> </thead> <tbody> <tr> <td style="text-align: center;">2328</td> <td><input type="text"/></td> <td>_____</td> </tr> <tr> <td style="text-align: center;">2329</td> <td><input type="text"/></td> <td>_____</td> </tr> <tr> <td style="text-align: center;">2330</td> <td><input type="text"/></td> <td>_____</td> </tr> </tbody> </table> | | Person No. | Name | 2328 | <input type="text"/> | _____ | 2329 | <input type="text"/> | _____ | 2330 | <input type="text"/> | _____ |
| | Person No. | Name | | | | | | | | | | | |
| 2328 | <input type="text"/> | _____ | | | | | | | | | | | |
| 2329 | <input type="text"/> | _____ | | | | | | | | | | | |
| 2330 | <input type="text"/> | _____ | | | | | | | | | | | |
| 17a. Was ... paid a regular salary from this business during the 4-month period? | <table border="1" style="width:100%; border-collapse: collapse;"> <tr> <td style="width: 20%; text-align: center;">2332</td> <td>1 <input type="checkbox"/> Yes</td> </tr> <tr> <td style="text-align: center;">2333</td> <td>2 <input type="checkbox"/> No</td> </tr> </table> | 2332 | 1 <input type="checkbox"/> Yes | 2333 | 2 <input type="checkbox"/> No | | | | | | | | |
| 2332 | 1 <input type="checkbox"/> Yes | | | | | | | | | | | | |
| 2333 | 2 <input type="checkbox"/> No | | | | | | | | | | | | |
| b. Did ... receive any (other) income from the business during this 4-month period? | <table border="1" style="width:100%; border-collapse: collapse;"> <tr> <td style="width: 20%; text-align: center;">2334</td> <td>1 <input type="checkbox"/> Yes</td> </tr> <tr> <td style="text-align: center;">2335</td> <td>2 <input type="checkbox"/> No</td> </tr> </table> | 2334 | 1 <input type="checkbox"/> Yes | 2335 | 2 <input type="checkbox"/> No | | | | | | | | |
| 2334 | 1 <input type="checkbox"/> Yes | | | | | | | | | | | | |
| 2335 | 2 <input type="checkbox"/> No | | | | | | | | | | | | |
| <table border="1" style="width:100%; border-collapse: collapse;"> <tr> <td style="width: 20%; text-align: center;">CHECK ITEM 51</td> <td>Is "Yes" marked in either item 17a or 17b?</td> </tr> </table> | CHECK ITEM 51 | Is "Yes" marked in either item 17a or 17b? | <table border="1" style="width:100%; border-collapse: collapse;"> <tr> <td style="width: 20%; text-align: center;">2336</td> <td>1 <input type="checkbox"/> Yes</td> </tr> <tr> <td style="text-align: center;">2337</td> <td>2 <input type="checkbox"/> No — SKIP to Check Item 511</td> </tr> </table> | 2336 | 1 <input type="checkbox"/> Yes | 2337 | 2 <input type="checkbox"/> No — SKIP to Check Item 511 | | | | | | |
| CHECK ITEM 51 | Is "Yes" marked in either item 17a or 17b? | | | | | | | | | | | | |
| 2336 | 1 <input type="checkbox"/> Yes | | | | | | | | | | | | |
| 2337 | 2 <input type="checkbox"/> No — SKIP to Check Item 511 | | | | | | | | | | | | |

| Section 2 - EARNINGS AND EMPLOYMENT (Continued) | |
|--|--|
| Part B2 - SELF-EMPLOYMENT IDENTIFICATION NUMBER 2 (Continued) | |
| 18. READ STATEMENT ONLY ONCE PER RESPONDENT. The next question is about the income... received from this business during the 4-month period. We need the most accurate figures you can provide. What was the total amount of income that... received from this business in (read each month)? | |
| LAST MONTH 2330 \$ <input type="text"/> .00 x3 <input type="checkbox"/> None x1 <input type="checkbox"/> DK x2 <input type="checkbox"/> Ref. | INTERVIEWER USE ONLY \$ _____ .00 \$ _____ .00 \$ _____ .00 \$ _____ .00 TOTAL \$ _____ .00 |
| 2 MONTHS AGO 2340 \$ <input type="text"/> .00 x3 <input type="checkbox"/> None x1 <input type="checkbox"/> DK x2 <input type="checkbox"/> Ref. | \$ _____ .00 \$ _____ .00 \$ _____ .00 \$ _____ .00 TOTAL \$ _____ .00 |
| 3 MONTHS AGO 2342 \$ <input type="text"/> .00 x3 <input type="checkbox"/> None x1 <input type="checkbox"/> DK x2 <input type="checkbox"/> Ref. | \$ _____ .00 \$ _____ .00 \$ _____ .00 \$ _____ .00 TOTAL \$ _____ .00 |
| 4 MONTHS AGO 2344 \$ <input type="text"/> .00 x3 <input type="checkbox"/> None x1 <input type="checkbox"/> DK x2 <input type="checkbox"/> Ref. | \$ _____ .00 \$ _____ .00 \$ _____ .00 \$ _____ .00 TOTAL \$ _____ .00 |
| CHECK ITEMS 1 Is "DK" marked in all parts of 18? | 2345 1 <input type="checkbox"/> Yes 2 <input type="checkbox"/> No - SKIP to Check Item 511 |
| 19. If we were to call back later would you (or...) be able to provide us with the amounts of income... received in each of these months? (Information about how much... received each month is very important to the results of our survey.) | 2346 1 <input type="checkbox"/> Yes - Mark Reminder Card, item 4b 2 <input type="checkbox"/> No |
| CHECK ITEMS 2 Refer to item 15a, page 20. Is this business incorporated? | 2350 1 <input type="checkbox"/> Yes - SKIP to first ISS Code or Check Item P1, page 45 2 <input type="checkbox"/> No |
| CHECK ITEMS 2 Has information about the net profit (or loss) for this business already been obtained by another household member? | 2352 1 <input type="checkbox"/> Yes - SKIP to first ISS Code or Check Item P1, page 45 2 <input type="checkbox"/> No |
| 20a. We would also appreciate an estimate of the net profit (or loss), that is, the difference between gross receipts and expenses for this 4-month period. Can you give me an estimate of the net profit (or loss) during the 4-month period? | 2354 1 <input type="checkbox"/> Yes 2 <input type="checkbox"/> No - SKIP to first ISS Code or Check Item P1, page 45 |
| b. What was the net profit (or loss) from this business during the 4-month period? | 236A \$ <input type="text"/> .00 236B x4 <input type="checkbox"/> Loss in amount box - If "Broke even," mark \$1 in box. |
| 21. About how much did... earn from this business after expenses during the 4-month period? | 2360 \$ <input type="text"/> .00 x3 <input type="checkbox"/> None x1 <input type="checkbox"/> DK x2 <input type="checkbox"/> Ref. |



Section 3 — AMOUNTS

Part A — GENERAL AMOUNTS (ISS Codes 1—58)


| | Income code | Name of income type |
|---|--|--|
| 1. You said ... received (Read name of income type) during the 4-month period. <input type="checkbox"/> 3000 | <input type="checkbox"/> 3000 | |
| CHECK ITEM A1 Mark (X) income type code. | <input type="checkbox"/> 3002 | <input type="checkbox"/> ISS code 1 or 2 (SS or RR) <input type="checkbox"/> ISS code 25 (WIC) — SKIP to 14, page 24 <input type="checkbox"/> ISS code 27 (Food Stamps) — SKIP to 12a, page 24 <input type="checkbox"/> Other ISS codes — SKIP to Check Item A4 |
| CHECK ITEM A2 Refer to item 27. Is ... s designated parent, or guardian of children under age 18? | <input type="checkbox"/> 3004 | <input type="checkbox"/> Yes <input type="checkbox"/> No — SKIP to Check Item A3 |
| 2. During this 4-month period, were any separate payments from (Social Security/Railroad Retirement) received especially for the children? | <input type="checkbox"/> 3006 | <input type="checkbox"/> Yes <input type="checkbox"/> No — SKIP to Check Item A3 |
| 3. Did ... also receive a separate payment for (himself/herself) during any of these months? | <input type="checkbox"/> 3008 | <input type="checkbox"/> Yes <input type="checkbox"/> No — SKIP to 10a |
| CHECK ITEM A3 Is ... married? | <input type="checkbox"/> 3010 | <input type="checkbox"/> Yes <input type="checkbox"/> No — SKIP to 5a |
| 4. Did ... receive Social Security (Railroad Retirement) jointly with ... s spouse? | <input type="checkbox"/> 3012 | <input type="checkbox"/> Yes <input type="checkbox"/> No — SKIP to 5a |
| CHECK ITEM A4 Has information about the amount received by ... from the income source entered in 1 already been recorded during an interview for ... s spouse? | <input type="checkbox"/> 3014 | <input type="checkbox"/> Yes — SKIP to next ISS Code or Check Item P1, page 45 <input type="checkbox"/> No |
| 5a. Did ... receive any (Read name of income type, in (Read each month)? NOTE — Some persons receive more than one payment per month for certain income types such as Unemployment Compensation and AFDC. | | 5b. How much did ... receive in (Read each month marked "Yes" in 5a.)? Please answer by giving the total amount each month before any deductions. |
| Last month | <input type="checkbox"/> 3016 <input type="checkbox"/> Yes <input type="checkbox"/> No x1 <input type="checkbox"/> DK | <input type="checkbox"/> 3018 \$00 x1 <input type="checkbox"/> DK x2 <input type="checkbox"/> Ref. |
| 2 months ago | <input type="checkbox"/> 3020 <input type="checkbox"/> Yes <input type="checkbox"/> No x1 <input type="checkbox"/> DK | <input type="checkbox"/> 3022 \$00 x1 <input type="checkbox"/> DK x2 <input type="checkbox"/> Ref. |
| 3 months ago | <input type="checkbox"/> 3024 <input type="checkbox"/> Yes <input type="checkbox"/> No x1 <input type="checkbox"/> DK | <input type="checkbox"/> 3026 \$00 x1 <input type="checkbox"/> DK x2 <input type="checkbox"/> Ref. |
| 4 months ago | <input type="checkbox"/> 3028 <input type="checkbox"/> Yes <input type="checkbox"/> No x1 <input type="checkbox"/> DK | <input type="checkbox"/> 3030 \$00 x1 <input type="checkbox"/> DK x2 <input type="checkbox"/> Ref. |
| CHECK ITEM A5 Mark (X) income type code. | <input type="checkbox"/> 3032 | <input type="checkbox"/> ISS code 1 or 2 — SKIP to Check Item A7 <input type="checkbox"/> ISS code B or 20 through 24 <input type="checkbox"/> All other income codes — SKIP to next ISS Code or Check Item P1, page 45 |
| 6a. Were all the people living here covered by ... s payments? | <input type="checkbox"/> 3034 | <input type="checkbox"/> Yes — SKIP to Check Item A8 <input type="checkbox"/> No |

NOTES

Section 3 - AMOUNTS (Continued)

Part A - GENERAL AMOUNTS (ISS Codes 1-56) (Continued)

| 6b. Which persons were covered? | | Person No. | Name |
|--|---|--|---|
| | | 3038 | <input type="text"/> |
| | | 3038 | <input type="text"/> |
| | | 3040 | <input type="text"/> |
| | | 3042 | <input type="text"/> |
| | | 3044 | <input type="text"/> |
| | | 3046 | <input type="text"/> |
| | | 3048 | <input type="text"/> |
| | | 3050 | <input type="text"/> |
| | | 3052 | <input type="text"/> |
| | | 3054 | <input type="text"/> |
| CHECK ITEM 45 | Is this ISS code "S"? | 3056 | <input type="checkbox"/> Yes <input type="checkbox"/> No - SKIP to next ISS Code or Check item P1, page 45 |
| | 7. Is ... required to fill out an annual income questionnaire for the Veterans Administration? | 3060 | <input type="checkbox"/> Yes <input type="checkbox"/> No <input type="checkbox"/> DK } SKIP to next ISS Code or Check item P1, page 45 |
| CHECK ITEM 45 | Was this ISS code marked for ... in item 45 last reference period? | 3062 | <input type="checkbox"/> Yes - SKIP to Check item A8 <input type="checkbox"/> No |
| | (SHOW FLASHCARD OF) 8. Social Security (Railroad Retirement) sends out two types of checks. Please look at this card and tell me which color check ... receives? | 3064 | <input type="checkbox"/> Green <input type="checkbox"/> Gold <input type="checkbox"/> Other <input type="checkbox"/> DK |
| | 9. Do ...'s payments usually come on the first of the month or the third? | 3066 | <input type="checkbox"/> First <input type="checkbox"/> Third <input type="checkbox"/> Other <input type="checkbox"/> DK |
| CHECK ITEM 45 | Refer to item 2, page 22. Were (Social Security/Railroad Retirement) payments received especially for the children? | 3068 | <input type="checkbox"/> Yes <input type="checkbox"/> No - SKIP to next ISS Code or Check item P1, page 45 |
| 10a. Were Social Security (Railroad Retirement) payments received for the children in (Read each month)? | | 10b. If "Yes" in 10a - How much was received? | |
| Last month | 3070 | <input type="checkbox"/> Yes <input type="checkbox"/> No <input type="checkbox"/> DK | 3072 \$ <input type="text"/> <input type="text"/> <input type="text"/> <input type="text"/> <input type="text"/> <input type="text"/> <input type="checkbox"/> DK <input type="checkbox"/> Ref. |
| 2 months ago | 3074 | <input type="checkbox"/> Yes <input type="checkbox"/> No <input type="checkbox"/> DK | 3076 \$ <input type="text"/> <input type="text"/> <input type="text"/> <input type="text"/> <input type="text"/> <input type="text"/> <input type="checkbox"/> DK <input type="checkbox"/> Ref. |
| 3 months ago | 3078 | <input type="checkbox"/> Yes <input type="checkbox"/> No <input type="checkbox"/> DK | 3080 \$ <input type="text"/> <input type="text"/> <input type="text"/> <input type="text"/> <input type="text"/> <input type="text"/> <input type="checkbox"/> DK <input type="checkbox"/> Ref. |
| 4 months ago | 3082 | <input type="checkbox"/> Yes <input type="checkbox"/> No <input type="checkbox"/> DK | 3084 \$ <input type="text"/> <input type="text"/> <input type="text"/> <input type="text"/> <input type="text"/> <input type="text"/> <input type="checkbox"/> DK <input type="checkbox"/> Ref. |
| 11a. Were all children living here covered by these payments? | | 3086 | <input type="checkbox"/> Yes - SKIP to next ISS Code or Check item P1, page 45 <input type="checkbox"/> No |



Section 3 - AMOUNTS (Continued)

Part A - GENERAL AMOUNTS (ISS Codes 1-58) (Continued)

11b. Which children were covered?

| | Person No. | Name |
|------|----------------------|----------------------|
| 3098 | <input type="text"/> | <input type="text"/> |
| 3099 | <input type="text"/> | <input type="text"/> |
| 3100 | <input type="text"/> | <input type="text"/> |
| 3101 | <input type="text"/> | <input type="text"/> |
| 3102 | <input type="text"/> | <input type="text"/> |
| 3103 | <input type="text"/> | <input type="text"/> |
| 3104 | <input type="text"/> | <input type="text"/> |
| 3105 | <input type="text"/> | <input type="text"/> |

SKIP to next ISS Code or Check Item P1, page 45

12a. Were all the people living here covered under ...'s food stamp allotment? 3100 Yes - SKIP to 13a No

b. Which persons were covered?

| | Person No. | Name |
|------|----------------------|----------------------|
| 3102 | <input type="text"/> | <input type="text"/> |
| 3104 | <input type="text"/> | <input type="text"/> |
| 3106 | <input type="text"/> | <input type="text"/> |
| 3108 | <input type="text"/> | <input type="text"/> |
| 3110 | <input type="text"/> | <input type="text"/> |
| 3112 | <input type="text"/> | <input type="text"/> |
| 3114 | <input type="text"/> | <input type="text"/> |
| 3116 | <input type="text"/> | <input type="text"/> |
| 3118 | <input type="text"/> | <input type="text"/> |
| 3120 | <input type="text"/> | <input type="text"/> |

13a. Did ... receive food stamps in (read each month)?

| | | | | |
|--------------|------|---|------|---|
| Last month | 3122 | <input type="checkbox"/> Yes <input type="checkbox"/> No x1 <input type="checkbox"/> DK | 3124 | \$ <input type="text"/> <input type="checkbox"/> DK x2 <input type="checkbox"/> Ref. |
| 2 months ago | 3126 | <input type="checkbox"/> Yes <input type="checkbox"/> No x1 <input type="checkbox"/> DK | 3128 | \$ <input type="text"/> <input type="checkbox"/> DK x2 <input type="checkbox"/> Ref. |
| 3 months ago | 3130 | <input type="checkbox"/> Yes <input type="checkbox"/> No x1 <input type="checkbox"/> DK | 3132 | \$ <input type="text"/> <input type="checkbox"/> DK x2 <input type="checkbox"/> Ref. |
| 4 months ago | 3134 | <input type="checkbox"/> Yes <input type="checkbox"/> No x1 <input type="checkbox"/> DK | 3136 | \$ <input type="text"/> <input type="checkbox"/> DK x2 <input type="checkbox"/> Ref. |


13b. If "Yes" in 13a, ask - What was the total amount?

SKIP to next ISS Code or Check Item P1, page 45


14. Did ... receive any WIC vouchers in (read each month)?

| | | |
|------|---------------------------------------|---|
| 3138 | <input type="checkbox"/> Last month | SKIP to next ISS Code or Check Item P1, page 45 |
| 3140 | <input type="checkbox"/> 2 months ago | |
| 3142 | <input type="checkbox"/> 3 months ago | |
| 3144 | <input type="checkbox"/> 4 months ago | |


Mark (X) all that apply.



| Section 3 - AMOUNTS (Continued) | |
|---|---|
| Part B - SAVINGS ACCOUNTS, MONEY MARKET DEPOSIT ACCOUNTS, CERTIFICATES OF DEPOSIT, AND NOW ACCOUNTS (ISS Codes 100, 101, 102 and 103) | |
| CHECK ITEM #11 | Asset types owned. Mark (X) all that apply. |
| | <input type="checkbox"/> 4300 1 <input type="checkbox"/> ISS Code 100 - Regular/Passbook Savings Accounts <input type="checkbox"/> 4302 2 <input type="checkbox"/> ISS Code 101 - Money Market Deposit Accounts <input type="checkbox"/> 4304 3 <input type="checkbox"/> ISS Code 102 - Certificates of Deposit or other Savings Certificates <input type="checkbox"/> 4306 4 <input type="checkbox"/> ISS Code 103 - NOW, Super NOW or other interest-earning checking accounts |
| 1. Earlier you said that ... had (Read names of owned assets). | |
| CHECK ITEM #11 | Interview status of ...'s spouse. |
| | <input type="checkbox"/> 4308 1 <input type="checkbox"/> No spouse in household - SKIP to 3b <input type="checkbox"/> 2 <input type="checkbox"/> Interview for spouse not yet conducted <input type="checkbox"/> 3 <input type="checkbox"/> Interview for spouse already conducted - SKIP to 3a |
| 2a. Did ... own any of these jointly with ...'s (husband/wife)? | |
| | <input type="checkbox"/> 4310 1 <input type="checkbox"/> Yes <input type="checkbox"/> 2 <input type="checkbox"/> No - SKIP to 3b |
| b. What is your best estimate of the total amount of interest earned on these jointly held (Read asset types) during the 4-month period? | |
| | <input type="checkbox"/> 4312 \$ <input type="text"/> . <input type="text"/> 00 - SKIP to 3a x1 <input type="checkbox"/> DK x2 <input type="checkbox"/> Ref. - SKIP to next ISS Code or Check Item #1, page 45 |
| c. What is your best estimate of the average amount that ... and ...'s (husband/wife) had in these jointly held (Read asset types) during the 4-month period? ★ | |
| | <input type="checkbox"/> 4314 \$ <input type="text"/> . <input type="text"/> 00 - SKIP to 3a x1 <input type="checkbox"/> DK x2 <input type="checkbox"/> Ref. - SKIP to next ISS Code or Check Item #1, page 45 |
| d. If I were to call back later would you be able to provide me with an estimate of the average amount? (This information is especially important for the purposes of this survey.) | |
| | <input type="checkbox"/> 4318 1 <input type="checkbox"/> Yes - Mark Reminder Card, item 5 <input type="checkbox"/> 2 <input type="checkbox"/> No |
| 3a. Besides any (Read asset types) owned jointly with ...'s (husband/wife), did ... have any other (Read asset types)? | |
| | <input type="checkbox"/> 4319 1 <input type="checkbox"/> Yes <input type="checkbox"/> 2 <input type="checkbox"/> No - SKIP to next ISS Code or Check Item #1, page 45 |
| b. What is your best estimate of the total amount of interest ... earned on these (Read asset types) during the 4-month period? | |
| | <input type="checkbox"/> 4320 \$ <input type="text"/> . <input type="text"/> 00 - SKIP to next ISS Code or Check Item #1, page 45 x1 <input type="checkbox"/> DK x2 <input type="checkbox"/> Ref. - SKIP to next ISS Code or Check Item #1, page 45 |
| c. What is your best estimate of the average amount that ... had in these (Read asset types) during the 4-month period? ★ | |
| | <input type="checkbox"/> 4322 \$ <input type="text"/> . <input type="text"/> 00 - SKIP to next ISS Code or Check Item #1, page 45 x1 <input type="checkbox"/> DK x2 <input type="checkbox"/> Ref. - SKIP to next ISS Code or Check Item #1, page 45 |
| d. If I were to call back later would you be able to provide me with an estimate of the average amount? (This information is especially important for the purposes of this survey.) | |
| | <input type="checkbox"/> 4324 1 <input type="checkbox"/> Yes - Mark Reminder Card, item 6 } SKIP to next <input type="checkbox"/> 2 <input type="checkbox"/> No } ISS Code or } Check Item } #1, page 45 |
| NOTES | |



| Section 3 - AMOUNTS (Continued) | |
|---|--|
| Part C - OTHER INTEREST-EARNING ASSETS (ISS Codes 104, 105, 108 and 107) | |
| <p>CHECK ITEM 439 Asset types owned. Mark (X) all that apply.</p> | <p>4400 1 <input type="checkbox"/> Money Market funds (104) <i>155 106 + 1100 + 1101 + 1102 + 1103 + 1104 + 1105</i></p> <p>4402 2 <input type="checkbox"/> U.S. Government securities (105)</p> <p>4404 3 <input type="checkbox"/> Municipal or corporate bonds (106)</p> <p>4408 4 <input type="checkbox"/> Other interest-earning assets (107) <i>Specialty</i></p> <p><i>155 106 + 1100 + 1101 + 1102 + 1103 + 1104 + 1105</i></p> |
| <p>1. Earlier you said that ... owned (Read names of owned assets)</p> | |
| <p>CHECK ITEM 440 Interview status of ...'s spouse.</p> | <p>4403 1 <input type="checkbox"/> No spouse in household - SKIP to 3d</p> <p>2 <input type="checkbox"/> Interview for spouse not yet conducted</p> <p>3 <input type="checkbox"/> Interview for spouse already conducted - SKIP to 3e</p> |
| <p>2a. Did ... own any of these jointly with ...'s (husband/wife)?</p> | |
| <p>4410 1 <input type="checkbox"/> Yes</p> <p>2 <input type="checkbox"/> No - SKIP to 3b</p> | |
| <p>b. What is your best estimate of the total amount of interest earned on these jointly held (Read asset types) during the 4-month period?</p> | |
| <p>4412 \$ <input type="text"/> . <input type="text"/> 00 - SKIP to 3d</p> <p>x1 <input type="checkbox"/> DK</p> <p>x2 <input type="checkbox"/> Ref. - SKIP to next ISS Code or Check Item P1, page 45</p> | |
| <p>c. What is your best estimate of the average amount that ... and ...'s (husband/wife) had in these jointly held (Read asset types) during the 4-month period?</p> | |
| <p>4417 \$ <input type="text"/> . <input type="text"/> 00 - SKIP to 3a</p> <p>x1 <input type="checkbox"/> DK</p> <p>x2 <input type="checkbox"/> Ref. - SKIP to next ISS Code or Check Item P1, page 45</p> | |
| <p>d. If I were to call back later would you be able to provide me with an estimate of the average amount? (This information is especially important for the purposes of this survey.)</p> | |
| <p>4418 1 <input type="checkbox"/> Yes - Mark Reminder Card, item 7</p> <p>2 <input type="checkbox"/> No</p> | |
| <p>3a. Besides any (Read asset types) owned jointly with ...'s (husband/wife), did ... own any other (Read asset types)?</p> | |
| <p>4419 1 <input type="checkbox"/> Yes</p> <p>2 <input type="checkbox"/> No - SKIP to next ISS Code or Check Item P1, page 45</p> | |
| <p>b. What is your best estimate of the total amount of interest ... earned on those (Read asset types) during the 4-month period?</p> | |
| <p>4420 \$ <input type="text"/> . <input type="text"/> 00 - SKIP to next ISS Code or Check Item P1, page 45</p> <p>x1 <input type="checkbox"/> DK</p> <p>x2 <input type="checkbox"/> Ref. - SKIP to next ISS Code or Check Item P1, page 45</p> | |
| <p>c. What is your best estimate of the average amount that ... had in these (Read asset types) during the 4-month period?</p> | |
| <p>4422 \$ <input type="text"/> . <input type="text"/> 00 - SKIP to next ISS Code or Check Item P1, page 45</p> <p>x1 <input type="checkbox"/> DK</p> <p>x2 <input type="checkbox"/> Ref. - SKIP to next ISS Code or Check Item P1, page 45</p> | |
| <p>d. If I were to call back later would you be able to provide me with an estimate of the average amount? (This information is especially important for the purposes of this survey.)</p> | |
| <p>4424 1 <input type="checkbox"/> Yes - Mark Reminder Card, item 8 } SKIP to next ISS Code or Check item P1, page 45</p> <p>2 <input type="checkbox"/> No</p> | |
| <p>NOTES</p> | |




Section 3 -- AMOUNTS (Continued)


Part D -- STOCKS AND MUTUAL FUND SHARES (ISS Code 110)

| | |
|---|---|
| 1a. Earlier you told me that ... owned stocks or mutual fund shares. Did ... receive any dividend checks during these 4 months? (Include checks made out jointly to ... and ...'s spouse.) | 4500 <input type="checkbox"/> Yes <input type="checkbox"/> No <input type="checkbox"/> DK } SKIP to 3a |
| CHECK ITEM 4500 Interview status of ...'s spouse. | 4503 <input type="checkbox"/> No spouse in household -- SKIP to 2a <input type="checkbox"/> Interview for spouse not yet conducted <input type="checkbox"/> Interview for spouse already conducted -- SKIP to 2a |
| 1b. During the past 4 months how much was received in dividend checks made out jointly to ... and ...'s (husband/wife)? ★ | 4504 \$ <input type="text"/> . <input type="text"/> 00 -- SKIP to 2a <input type="checkbox"/> None -- SKIP to 2a <input type="checkbox"/> DK <input type="checkbox"/> Ref. -- SKIP to next ISS Code or Check Item P1, page 45 |
| c. If I were to call back later would you be able to provide me with an estimate? (This information is especially important for the purposes of this survey.) | 4504 <input type="checkbox"/> Yes -- Mark Reminder Card, item 9 <input type="checkbox"/> No |
| 2a. During this 4-month period, how much did ... receive in dividend checks (in ...'s name only)? ★ | 4505 \$ <input type="text"/> . <input type="text"/> 00 -- SKIP to 3a <input type="checkbox"/> None -- SKIP to 3a <input type="checkbox"/> DK <input type="checkbox"/> Ref. -- SKIP to next ISS Code or Check Item P1, page 45 |
| b. If I were to call back later would you be able to provide me with an estimate? (This information is especially important for the purposes of this survey.) | 4510 <input type="checkbox"/> Yes -- Mark Reminder Card, item 10 <input type="checkbox"/> No |
| 3a. (Besides the money that ... received in dividends) did ... earn any (other) dividends that were credited against a margin account or automatically reinvested in additional shares of stock? | 4512 <input type="checkbox"/> Yes <input type="checkbox"/> No } SKIP to next ISS Code or <input type="checkbox"/> DK } Check Item P1, page 45 |
| CHECK ITEM 4512 Interview status of ...'s spouse. | 4514 <input type="checkbox"/> No spouse in household -- SKIP to 3c <input type="checkbox"/> Interview for spouse not yet conducted <input type="checkbox"/> Interview for spouse already conducted -- SKIP to 3c |
| 3b. During the 4-month period how much of these kinds of dividends did ... earn jointly with ...'s (husband/wife)? | 4518 \$ <input type="text"/> . <input type="text"/> 00 <input type="checkbox"/> None <input type="checkbox"/> DK <input type="checkbox"/> Ref. -- SKIP to next ISS Code or Check Item P1, page 45 |
| c. During the 4-month period, how much of these kinds of dividends did ... earn (in ...'s name only)? | 4518 \$ <input type="text"/> . <input type="text"/> 00 } SKIP to next ISS Code or Check Item P1, page 45 <input type="checkbox"/> None <input type="checkbox"/> DK <input type="checkbox"/> Ref. |

NOTES



| Section 3 — AMOUNTS (Continued) | |
|--|--|
| Part E — RENTAL INCOME (ISS Code 120) | |
| 1. Earlier you told me that ... owned some rental property. | |
| CHECK ITEM 41F Interview status of ...'s spouse. | 4600 1 <input type="checkbox"/> No spouse in household — SKIP to 3a 2 <input type="checkbox"/> Interview for spouse not yet conducted 3 <input type="checkbox"/> Interview for spouse already conducted — SKIP to 3a |
| 2a. Did ... receive any rental income from property owned jointly by ... and ...'s (husband/wife)? <i>Include only property owned entirely by couple.</i> | 4602 1 <input type="checkbox"/> Yes 2 <input type="checkbox"/> No — SKIP to 3a |
| b. About how much was received in gross rent from this property during the 4-month period? | 4604 \$ <input type="text"/> . <input type="text"/> x1 <input type="checkbox"/> DK x2 <input type="checkbox"/> Ref. — SKIP to next ISS Code or Check Item P1, page 45 |
| c. What is your best estimate of the amount that was cleared after expenses? Enter \$1 in amount box if respondent reports "broke even." | 4606 \$ <input type="text"/> . <input type="text"/> x1 <input type="checkbox"/> DK x2 <input type="checkbox"/> Ref. — SKIP to next ISS Code or Check Item P1, page 45 4608 x4 <input type="checkbox"/> Lost money — Enter amount of loss in box |
| 3a. Did ... receive rental income from property owned entirely in ...'s own name? | 4610 1 <input type="checkbox"/> Yes 2 <input type="checkbox"/> No — SKIP to 4a |
| b. About how much was received in gross rent from this property during the 4-month period? | 4612 \$ <input type="text"/> . <input type="text"/> x1 <input type="checkbox"/> DK x2 <input type="checkbox"/> Ref. — SKIP to next ISS Code or Check Item P1, page 45 |
| c. What is your best estimate of the amount that was cleared after expenses? Enter \$1 in amount box if respondent reports "broke even." | 4614 \$ <input type="text"/> . <input type="text"/> x1 <input type="checkbox"/> DK x2 <input type="checkbox"/> Ref. — SKIP to next ISS Code or Check Item P1, page 45 4616 x4 <input type="checkbox"/> Lost money — Enter amount of loss in box |
| 4a. Did ... receive any rental income from property owned jointly with others? (Not including property owned entirely by ... and ...'s spouse.) | 4618 1 <input type="checkbox"/> Yes 2 <input type="checkbox"/> No — SKIP to next ISS Code or Check Item P1, page 46 |
| b. What is your best estimate of ...'s share of the amount cleared on this property during the last 4 months? Enter \$1 in amount box if respondent reports "broke even." | 4620 \$ <input type="text"/> . <input type="text"/> x1 <input type="checkbox"/> DK x2 <input type="checkbox"/> Ref. 4622 x4 <input type="checkbox"/> Lost money — Enter amount of loss in box |
| NOTES | |
| SKIP to next ISS Code or Check Item P1, page 46 | |




Section 3 — AMOUNTS (Continued)


Part F — MORTGAGES, ROYALTIES AND OTHER FINANCIAL INVESTMENTS
(ISS Codes 130, 140, and 150)

| | | | |
|-----------------------|--|----------------------|--|
| CHECK ITEM 167 | Asset types owned. Mark (X) all that apply. | 4700 4702 4704 | <input type="checkbox"/> ISS Code 130 — Mortgages <input type="checkbox"/> ISS Code 140 — Royalties <input type="checkbox"/> ISS Code 150 — Other financial investments |
| | CHECK ITEM 167 | 4708 | <input type="checkbox"/> Yes <input type="checkbox"/> No — SKIP to 3 |
| | Is ISS Code 130 marked in Check Item A167? | | |
| CHECK ITEM 167 | Interview status of ...'s spouse. | 4708 | <input type="checkbox"/> No spouse in household — SKIP to 2b <input type="checkbox"/> Interview for spouse not yet conducted <input type="checkbox"/> Interview for spouse already conducted — SKIP to 2a |
| 1a. | Earlier you said ... held a mortgage. Did ... own this jointly with ...'s spouse? | 4710 | <input type="checkbox"/> Yes <input type="checkbox"/> No — SKIP to 2b |
| b. | During the past 4 months how much interest was paid to ... and ...'s spouse by the borrower? | 4712 | \$ <input type="text"/> . <input type="text"/> <input type="checkbox"/> None <input type="checkbox"/> DK <input type="checkbox"/> Ref. |
| 2a. | (Besides these jointly held mortgages), did ... hold any mortgages in ...'s own name? | 4714 | <input type="checkbox"/> Yes <input type="checkbox"/> No — SKIP to Check Item A19 |
| b. | (Earlier you said that ... held a mortgage.) During the past 4 months how much interest was paid to ... by the borrower? | 4717 | \$ <input type="text"/> . <input type="text"/> <input type="checkbox"/> None <input type="checkbox"/> DK <input type="checkbox"/> Ref. |
| CHECK ITEM 167 | Is ISS Code 140 or 150 marked in Check Item A167? | 4718 | <input type="checkbox"/> Yes <input type="checkbox"/> No — SKIP to Check Item PT |
| 3. | Earlier you said ... had (Read asset types). During the past 4 months, how much income did ... receive from these (Read asset types)? If income was shared, count only ...'s share. | 4720 4722 | \$ <input type="text"/> . <input type="text"/> <input type="checkbox"/> None <input type="checkbox"/> DK <input type="checkbox"/> Ref. <input type="checkbox"/> Lost money — Enter amount of loss in box |

NOTES

PROGRAM ACQUISITION






Section 6 — MISSING WAVE

| | | | |
|--|--|-------------|--|
| CHECK ITEM 61 | Does person number begin with a "0"? | 6100 | <input type="checkbox"/> Yes — SKIP to Check Item C1, page 63 <input type="checkbox"/> No |
| CHECK ITEM 62 | Was an interview obtained for ... last reference period? (see item 44) | 6202 | <input type="checkbox"/> Yes — SKIP to Check Item C1, page 63 <input type="checkbox"/> No |
| CHECK ITEM 63 | Was an interview obtained two waves ago? (see item 44) | 6304 | <input type="checkbox"/> Yes <input type="checkbox"/> No — SKIP to Check Item C1, page 63 |
| We were unable to obtain information similar to what we've just talked about for ... for the period _____ through _____. The next few questions help fill in this missing information about ...'s economic situation during that period. | | | |
| 1. During the period from (read missing wave period) through _____ did ... have a job or business, either full or part time, even for only a few days? | | | |
| | | 6004 | <input type="checkbox"/> Yes — SKIP to 3a <input type="checkbox"/> No |
| 2. Even though ... did not have a job during that period, did ... spend any time looking for work or on layoff? | | | |
| | | 6005 | <input type="checkbox"/> Yes — SKIP to 5a <input type="checkbox"/> No — SKIP to Check Item M5 |
| 3a. Did ... have a job or business, either full or part time, during EACH of the weeks in this period? | | | |
| | | 6010 | <input type="checkbox"/> Yes <input type="checkbox"/> No — SKIP to 3c |
| b. Was ... absent without pay from ...'s job for any FULL weeks during (read missing wave period) through _____ because of layoff? | | | |
| | | 6012 | <input type="checkbox"/> Yes — SKIP to 3f <input type="checkbox"/> No — SKIP to Check Item M5 |
| c. In which months did ... have a job or business? | | | |
| | | 6014 | <input type="checkbox"/> First month in period (8 months ago) |
| | | 6016 | <input type="checkbox"/> Second month in period (7 months ago) |
| | | 6018 | <input type="checkbox"/> Third month in period (6 months ago) |
| | | 6020 | <input type="checkbox"/> Fourth month in period (5 months ago) |
| d. How many weeks in ... (read months marked in 3c) did ... have a job or business? (Show respondent Flashcard W) | | | |
| | | 6022 | <input type="checkbox"/> Weeks in first month (8 months ago) |
| | | 6024 | <input type="checkbox"/> Weeks in second month (7 months ago) |
| | | 6026 | <input type="checkbox"/> Weeks in third month (6 months ago) |
| | | 6028 | <input type="checkbox"/> Weeks in fourth month (5 months ago) |
| e. Of the weeks that ... had a job or business, was ... absent for any full weeks without pay because of layoff? | | | |
| | | 6030 | <input type="checkbox"/> Yes <input type="checkbox"/> No — SKIP to 4 |
| f. In which months was ... absent from ...'s job because of layoff? Mark (X) all that apply | | | |
| | | 6032 | <input type="checkbox"/> First month in period (8 months ago) |
| | | 6034 | <input type="checkbox"/> Second month in period (7 months ago) |
| | | 6036 | <input type="checkbox"/> Third month in period (6 months ago) |
| | | 6038 | <input type="checkbox"/> Fourth month in period (5 months ago) |
| g. How many weeks in ... (read months marked in 3f) was ... absent from ...'s job because of layoff? (Show respondent Flashcard W) | | | |
| | | 6040 | <input type="checkbox"/> Weeks in first month (8 months ago) |
| | | 6042 | <input type="checkbox"/> Weeks in second month (7 months ago) |
| | | 6044 | <input type="checkbox"/> Weeks in third month (6 months ago) |
| | | 6046 | <input type="checkbox"/> Weeks in fourth month (5 months ago) |
| CHECK ITEM 64 | Is 3a marked "Yes"? | 6048 | <input type="checkbox"/> Yes — SKIP to Check Item M5 <input type="checkbox"/> No |
| 4. During this period, when ... did NOT have a job or business, did ... spend any time looking for work or on layoff? | | | |
| | | 6050 | <input type="checkbox"/> Yes <input type="checkbox"/> No — SKIP to Check Item M5 |
| 5a. In which months did ... spend time looking for work or on layoff (when ... did NOT have a job or business)? | | | |
| | | 6052 | <input type="checkbox"/> First month in period (8 months ago) |
| | | 6054 | <input type="checkbox"/> Second month in period (7 months ago) |
| | | 6056 | <input type="checkbox"/> Third month in period (6 months ago) |
| | | 6058 | <input type="checkbox"/> Fourth month in period (5 months ago) |
| b. How many weeks in ... (read months marked in 5a) did ... spend time looking for work or on layoff? (Do not include any weeks already counted in 3g) (Show respondent Flashcard W) | | | |
| | | 6060 | <input type="checkbox"/> Weeks in first month (8 months ago) |
| | | 6062 | <input type="checkbox"/> Weeks in second month (7 months ago) |
| | | 6064 | <input type="checkbox"/> Weeks in third month (6 months ago) |
| | | 6066 | <input type="checkbox"/> Weeks in fourth month (5 months ago) |
| CHECK ITEM 65 | Are any income types listed in the Income Roster (Item 6a) or the ISS? | 6068 | <input type="checkbox"/> Yes <input type="checkbox"/> No — SKIP to 6d |

INTERVIEWER INSTRUCTION

1. If any income codes (1) — 55), not already listed in the Income Roster (Item 6a), appear on the ISS, transcribe them to the Income Roster.
2. Mark column (5) of the Income Roster for ALL income codes that appear on the ISS.
3. Go to Check Item M3.



MISSING WAVE (Continued)

8a. INCOME ROSTER

The missing wave period covers the 4-month period from _____ through _____.

| Line No. (1) | Income type description (2) | Income code (3) | Received 2 waves ago (4) | Received this wave (5) |
|--------------|-----------------------------|-----------------|--------------------------|------------------------|
| 8078 | 1 | 8072 | 8074 | 8076 |
| 8078 | 2 | 8080 | 8082 | 8084 |
| 8086 | 3 | 8088 | 8090 | 8092 |
| 8094 | 4 | 8094 | 8098 | 8100 |
| 8102 | 5 | 8104 | 8106 | 8108 |
| 8110 | 6 | 8112 | 8114 | 8116 |
| 8118 | 7 | 8120 | 8122 | 8124 |
| 8126 | 8 | 8128 | 8130 | 8132 |
| 8134 | 9 | 8136 | 8138 | 8140 |
| 8142 | 10 | 8144 | 8146 | 8148 |

CHECK ITEM M6 Did ... have any income sources 2 waves ago that ... did not have this wave? (Only column 4 of the Income Roster is marked)

1 Yes - Enter income codes in item 8a and read item 8a to respondent.
 2 No - SKIP to Check item M7

8b. In our visit of 8 months ago, we recorded that ... received certain types of income that we have not recorded for this visit - namely (Read income types).

(Ask for each income type.)
 During the 4-month period (Read missing wave period) from _____ through _____, in which months, if any, did ... receive (Read income type)?

| Income type code | Months received | | | | | |
|------------------|--|------|------|------|------|------|
| | M1 = earliest month in period/M4 = most recent month in period | | | | | |
| | All | M1 | M2 | M3 | M4 | None |
| 8152 | 8154 | 8156 | 8158 | 8160 | 8162 | 8164 |
| 8168 | 8169 | 8170 | 8172 | 8174 | 8178 | 8178 |
| 8180 | 8182 | 8184 | 8186 | 8188 | 8190 | 8192 |
| 8194 | 8196 | 8198 | 8200 | 8202 | 8204 | 8206 |
| 8208 | 8210 | 8212 | 8214 | 8216 | 8218 | 8220 |
| 8222 | 8224 | 8226 | 8228 | 8230 | 8232 | 8234 |
| 8238 | 8238 | 8240 | 8242 | 8244 | 8246 | 8248 |
| 8250 | 8252 | 8254 | 8256 | 8258 | 8260 | 8262 |

CHECK ITEM M7 Did ... have any income sources this wave that ... did not have 2 waves ago? (Only column 5 of the Income Roster is marked)

1 Yes - Enter income codes in item 8c and read item 8c to the respondent.
 2 No - SKIP to item 8d

8c. We have recorded during this visit that ... received certain types of income that ... was not receiving at the time of our visit 8 months ago - namely (Read income types).

(Ask for each income type.)
 During the 4-month period (Read missing wave period) from _____ through _____, in which months, if any, did ... receive (Read income type)?

| Income type code | Months received | | | | | |
|------------------|--|------|------|------|------|------|
| | M1 = earliest month in period/M4 = most recent month in period | | | | | |
| | All | M1 | M2 | M3 | M4 | None |
| 8268 | 8268 | 8270 | 8272 | 8274 | 8278 | 8278 |
| 8280 | 8282 | 8284 | 8286 | 8288 | 8290 | 8292 |
| 8294 | 8296 | 8298 | 8300 | 8302 | 8304 | 8306 |
| 8308 | 8310 | 8312 | 8314 | 8316 | 8318 | 8320 |
| 8322 | 8324 | 8326 | 8328 | 8330 | 8332 | 8334 |
| 8338 | 8338 | 8340 | 8342 | 8344 | 8346 | 8348 |
| 8350 | 8352 | 8354 | 8356 | 8358 | 8360 | 8362 |
| 8364 | 8366 | 8368 | 8370 | 8372 | 8374 | 8376 |

MISSING WAVE (Continued)

6d. During the 4-month period (Read missing wave period) from _____ through _____ did ... receive any income that we haven't talked about?

1 Yes
 2 No - SKIP to Check Item M9

6e. What kind of income was it? (Enter income type code at right from Income Source List on page 76a. Ask for each income type -) During which months did ... receive that type of income?

| Income type code | Months received | | | | |
|------------------|--|-------------------------------|-------------------------------|-------------------------------|-------------------------------|
| | M1 = earliest month in period/M4 = most recent month in period | | | | |
| | All | M1 | M2 | M3 | M4 |
| 8380 | 8382 <input type="checkbox"/> | 8384 <input type="checkbox"/> | 8388 <input type="checkbox"/> | 8392 <input type="checkbox"/> | 8396 <input type="checkbox"/> |
| 8392 | 8394 <input type="checkbox"/> | 8396 <input type="checkbox"/> | 8398 <input type="checkbox"/> | 8400 <input type="checkbox"/> | 8402 <input type="checkbox"/> |
| 8404 | 8408 <input type="checkbox"/> | 8408 <input type="checkbox"/> | 8410 <input type="checkbox"/> | 8412 <input type="checkbox"/> | 8414 <input type="checkbox"/> |
| 8416 | 8418 <input type="checkbox"/> | 8420 <input type="checkbox"/> | 8422 <input type="checkbox"/> | 8424 <input type="checkbox"/> | 8426 <input type="checkbox"/> |
| 8428 | 8430 <input type="checkbox"/> | 8432 <input type="checkbox"/> | 8434 <input type="checkbox"/> | 8436 <input type="checkbox"/> | 8438 <input type="checkbox"/> |
| 8440 | 8442 <input type="checkbox"/> | 8444 <input type="checkbox"/> | 8446 <input type="checkbox"/> | 8448 <input type="checkbox"/> | 8450 <input type="checkbox"/> |
| 8452 | 8454 <input type="checkbox"/> | 8456 <input type="checkbox"/> | 8458 <input type="checkbox"/> | 8460 <input type="checkbox"/> | 8462 <input type="checkbox"/> |
| 8464 | 8466 <input type="checkbox"/> | 8468 <input type="checkbox"/> | 8470 <input type="checkbox"/> | 8472 <input type="checkbox"/> | 8474 <input type="checkbox"/> |

NOTES

MISSING WAVE (Continued)

CHECK ITEM M9

Are any assets listed in the Asset Roster (Item 7a) or the ISS?

6473 1 Yes
2 No - SKIP to 7d

INTERVIEWER INSTRUCTION

1. If any asset codes (100-150, 174, 175), not already listed in the Asset Roster (item 7a), appear on the ISS, transcribe them to the Asset Roster.
2. Mark column (5) of the Asset Roster for ALL asset codes that appear on the ISS.
3. Go to Check Item M9.

7a. ASSET ROSTER

The missing wave period covers the 4-month period from _____ through _____.

| Line No. (1) | Asset type description (2) | Asset code (3) | Had 2 waves ago (4) | Had this wave (5) |
|-----------------|-------------------------------|-------------------|-------------------------------|-------------------------------|
| 6478 → 1 | | 6480 | 6482 <input type="checkbox"/> | 6484 <input type="checkbox"/> |
| 6488 2 | | 6488 | 6490 <input type="checkbox"/> | 6492 <input type="checkbox"/> |
| 6494 3 | | 6498 | 6498 <input type="checkbox"/> | 6500 <input type="checkbox"/> |
| 6502 4 | | 6504 | 6508 <input type="checkbox"/> | 6508 <input type="checkbox"/> |
| 6510 5 | | 6512 | 6514 <input type="checkbox"/> | 6518 <input type="checkbox"/> |
| 6518 6 | | 6520 | 6522 <input type="checkbox"/> | 6524 <input type="checkbox"/> |
| 6528 7 | | 6528 | 6530 <input type="checkbox"/> | 6532 <input type="checkbox"/> |
| 6534 8 | | 6538 | 6538 <input type="checkbox"/> | 6540 <input type="checkbox"/> |
| 6542 9 | | 6544 | 6544 <input type="checkbox"/> | 6548 <input type="checkbox"/> |
| 6550 10 | | 6552 | 6554 <input type="checkbox"/> | 6558 <input type="checkbox"/> |

CHECK ITEM M10

Did ... have any asset types 2 waves ago that ... did not have this wave? (Only column 4 of the Asset Roster is marked.)

6559 1 Yes - Enter asset code(s) in item 7b and read item 7b to respondent.
2 No - SKIP to Check Item M10

7b. In our visit of 8 months ago, we recorded that ... had certain assets that we have not recorded during this visit - namely (Read asset types).

ASK FOR EACH -

Did ... own this asset at any time during the period (Read missing wave period) from _____ through _____

| Asset code | Yes | No |
|------------|-------------------------------|-------------------------------|
| 6560 | 6562 <input type="checkbox"/> | 6564 <input type="checkbox"/> |
| 6564 | 6566 <input type="checkbox"/> | 6568 <input type="checkbox"/> |
| 6568 | 6570 <input type="checkbox"/> | 6572 <input type="checkbox"/> |

CHECK ITEM M11

Did ... have any asset types this wave that ... did not have 2 waves ago? (Only column 5 of the Asset Roster is marked.)

6572 1 Yes - Enter asset code(s) in item 7c and read item 7c to respondent.
6574 2 No - SKIP to Item 7d

7c. We have recorded during this visit that ... had certain types of assets that ... did not have at the time of our visit 8 months ago - namely (Read asset types).

ASK FOR EACH -

Did ... own this (these asset(s)) at any time during the period (Read missing wave period) from _____ through _____

| Asset code | Yes | No |
|------------|-------------------------------|-------------------------------|
| 6578 | 6579 <input type="checkbox"/> | 6580 <input type="checkbox"/> |
| 6580 | 6581 <input type="checkbox"/> | 6582 <input type="checkbox"/> |
| 6584 | 6583 <input type="checkbox"/> | 6584 <input type="checkbox"/> |

d. During the 4-month period (Read missing wave period) from _____ through _____, did ... have any assets that we haven't talked about?

6588 1 Yes
2 No - SKIP to Check Item M11

MISSING WAVE (Continued)

78. What was the asset type called? (Enter asset code(s) at right from Income Source List on page 76a.)

| Asset code | |
|------------|--|
| 6590 | |
| 6591 | |
| 6592 | |
| 6601 | |
| 6602 | |
| 6608 | |

| Asset code | |
|------------|--|
| 6592 | |
| 6590 | |
| 6600 | |
| 6604 | |
| 6608 | |

CHECK ITEM MTS

Is Medicare marked on CC item 47?

6610: 1 Yes - SKIP to 8
2 No

CHECK ITEM MTS

Is ... 65 years of age or older?

6612: 1 Yes - SKIP to 8
2 No

CHECK ITEM MTS

Refer to item 18a, page 7
Is ... disabled?

6614: 1 Yes
2 No - SKIP to 8

8. During the 4 month period from (Read missing wave period) _____ through _____, was ... covered by Medicare?

6616: 1 Yes
2 No

9. During the 4 month period from (Read missing wave period) _____ through _____, was ... covered by (Use local name for Medicaid) or another public assistance program that pays for medical care?

6618: 1 Yes
2 No

CHECK ITEM MTS

Is ... 17 to 49 years of age?

6620: 1 Yes
2 No - SKIP to Check Item C1


10. During the 4 month period from (Read missing wave period) _____ through _____, did ... attend school beyond the high school level including a college, university, or other school?

6622: 1 Yes
2 No - SKIP to Check Item C1

11. Were any of ... 's educational expenses during the period from (Read missing wave period) _____ through _____ paid for by a Pell (FSEOG) Grant, a Guaranteed or National Direct Student Loan, or any other type of scholarship or grant?

6624: 1 Yes
2 No } SKIP to Check Item C1

NOTES



CALLBACK SUMMARY

| | | | | |
|--|---|-------------|--|--|
| CHECK ITEMS | Are any items marked on reminder Card for ...? | 5000 | <input type="checkbox"/> Yes - Mark appropriate item(s) below, then SKIP to Check Item C2 <input type="checkbox"/> No - SKIP to Check Item C2 | |
| <input type="checkbox"/> | 1. Social Security Number (Enter in cc item 33b) | | <input type="text"/> - <input type="text"/> - <input type="text"/> | |
| <input type="checkbox"/> | 2. Medicare claim number (Item 23b, page 8) | 5002 | <input type="text"/> - <input type="text"/> - <input type="text"/> | |
| <input type="checkbox"/> | 3. EMPLOYER | | | |
| <input type="checkbox"/> | a. Employer #1 (Item 9, page 15) What was the total amount of pay received before deductions on this job in ...? | 5008 | \$ <input type="text"/> .00 | Last month |
| | | 5009 | \$ <input type="text"/> .00 | 2 months ago |
| | | 5010 | \$ <input type="text"/> .00 | 3 months ago |
| | | 5012 | \$ <input type="text"/> .00 | 4 months ago |
| <input type="checkbox"/> | b. Employer #2 (Item 16, page 17) What was the total amount of pay received before deductions on this job in ...? | 5014 | \$ <input type="text"/> .00 | Last month |
| | | 5016 | \$ <input type="text"/> .00 | 2 months ago |
| | | 5018 | \$ <input type="text"/> .00 | 3 months ago |
| | | 5020 | \$ <input type="text"/> .00 | 4 months ago |
| <input type="checkbox"/> | 4. SELF-EMPLOYMENT | | | |
| <input type="checkbox"/> | a. Self-employment #1 (Item 7, page 19) What was the total amount of income received from this business in ...? | 5022 | \$ <input type="text"/> .00 | Last month |
| | | 5024 | \$ <input type="text"/> .00 | 2 months ago |
| | | 5026 | \$ <input type="text"/> .00 | 3 months ago |
| | | 5028 | \$ <input type="text"/> .00 | 4 months ago |
| <input type="checkbox"/> | b. Self-employment #2 (Item 18, page 22) What was the total amount of income received from this business in ...? | 5030 | \$ <input type="text"/> .00 | Last month |
| | | 5032 | \$ <input type="text"/> .00 | 2 months ago |
| | | 5034 | \$ <input type="text"/> .00 | 3 months ago |
| | | 5036 | \$ <input type="text"/> .00 | 4 months ago |
| Amounts as of <input type="text"/> Month/day/year (the last day of the reference period) | | | | |
| <input type="checkbox"/> | 5. SELF-EMPLOYMENT | | | |
| <input type="checkbox"/> | a. What was the total value of this business before figuring in any debts that might be owed against it? | 8850 | \$ <input type="text"/> .00 (Item 11b, page 20) | 8852 \$ <input type="text"/> .00 (Item 21b, page 23) |
| <input type="checkbox"/> | b. What was the total debt owed against this business? | 8854 | \$ <input type="text"/> .00 (Item 11d, page 20) | 8856 \$ <input type="text"/> .00 (Item 21d, page 23) |
| <input type="checkbox"/> | 6. What was the total amount in savings/ Money market deposit accounts/ CD's/NOW accounts held jointly by husband and wife? (Item 2c, page 42) | 5038 | \$ <input type="text"/> .00 | |
| <input type="checkbox"/> | 7. What was the total amount in savings/Money market deposit accounts/CD's/NOW accounts in own name? (Item 3c, page 42) | 5040 | \$ <input type="text"/> .00 | |
| <input type="checkbox"/> | 8. What was the total amount in Money market funds/securities/bonds held jointly by husband and wife? (Item 2c, page 42) | 5042 | \$ <input type="text"/> .00 | |

CALLBACK SUMMARY (Continued)

365

| | | | | | |
|--------------------------|--|-------------|----|---|-----|
| <input type="checkbox"/> | 9. What was the total amount in Money market funds/securities/bonds in own name? (Item 3c, page 43) | 8044 | \$ | <input style="width:90%;" type="text"/> | .00 |
|--------------------------|--|-------------|----|---|-----|

Amounts for the 4 month period of through

| | | | | | |
|--------------------------|--|-------------|----|---|-----|
| <input type="checkbox"/> | 10. What was the amount received in dividends jointly by husband and wife during the 4-month period? (Item 1b, page 44) | 8058 | \$ | <input style="width:90%;" type="text"/> | .00 |
|--------------------------|--|-------------|----|---|-----|

| | | | | | |
|--------------------------|--|-------------|----|---|-----|
| <input type="checkbox"/> | 11. What was the amount received in dividends in own name during the 4-month period? (Item 2a, page 44) | 8050 | \$ | <input style="width:90%;" type="text"/> | .00 |
|--------------------------|--|-------------|----|---|-----|

Amounts as of (the last day of the reference period)

| | | | | | |
|--------------------------|--|-------------|----|---|-----|
| <input type="checkbox"/> | 12. What was the market value of stocks and mutual funds held jointly by husband and wife? (Item 4a, page 44) | 8858 | \$ | <input style="width:90%;" type="text"/> | .00 |
|--------------------------|--|-------------|----|---|-----|

| | | | | | |
|--------------------------|--|-------------|----|---|-----|
| <input type="checkbox"/> | 13. What was the market value of stocks and mutual funds held in own name? (Item 5b, page 45) | 8860 | \$ | <input style="width:90%;" type="text"/> | .00 |
|--------------------------|--|-------------|----|---|-----|

| | | | | | |
|--------------------------|---|-------------|----|---|-----|
| <input type="checkbox"/> | 14. What was the market value of rental property owned jointly by husband and wife? (Item 2g, page 46) | 8862 | \$ | <input style="width:90%;" type="text"/> | .00 |
|--------------------------|---|-------------|----|---|-----|

| | | | | | |
|--------------------------|---|-------------|----|---|-----|
| <input type="checkbox"/> | 15. What was the market value of rental property owned in own name? (Item 3g, page 47) | 8864 | \$ | <input style="width:90%;" type="text"/> | .00 |
|--------------------------|---|-------------|----|---|-----|


| | | | | | |
|--------------------------|---|-------------|----|---|-----|
| <input type="checkbox"/> | 16. What was the share of equity in rental property held jointly with others? (Item 4i, page 48) | 8868 | \$ | <input style="width:90%;" type="text"/> | .00 |
|--------------------------|---|-------------|----|---|-----|

| | | | | | |
|--------------------------|---|-------------|----|---|-----|
| <input type="checkbox"/> | 17. What was the total balance or market value (including interest earned) of IRA accounts? (Item 9c, page 52) | 8968 | \$ | <input style="width:90%;" type="text"/> | .00 |
|--------------------------|---|-------------|----|---|-----|

| | | | | | |
|--------------------------|--|-------------|----|---|-----|
| <input type="checkbox"/> | 18. What was the total balance or market value of assets in KEOGA account(s)? (Item 10c, page 52) | 8870 | \$ | <input style="width:90%;" type="text"/> | .00 |
|--------------------------|--|-------------|----|---|-----|

| | | | |
|-----------------------|--|-------------|--|
| CHECKS ITEM C2 | Has an interview been conducted for all household members 15+? | 8062 | 1 <input type="checkbox"/> Yes - Enter finish time on cover page, fill cc items 38 and 39 and END INTERVIEW 2 <input type="checkbox"/> No - Enter finish time for this household member, THEN interview next 15+ household member |
|-----------------------|--|-------------|--|

NOTES




| INCOME SOURCE LIST | | | |
|---------------------------|---|---------------------------|---|
| INCOME LIST | | | |
| Code | Type | Code | Type |
| 1 | Social Security | 28 | Child support payments |
| 2 | U.S. Government Railroad Retirement pay | 29 | Alimony payments |
| 3 | Federal Supplemental Security Income (SSI) | 30 | Pension from company or union |
| 4 | State Supplemental Security Income (State administered SSI only) | 31 | Federal Civil Service or other Federal civilian employee pensions |
| 5 | State unemployment compensation | 32 | U.S. Military retirement pay |
| 6 | Supplemental Unemployment Benefits | 33 | National Guard or Reserve Forces retirement |
| 7 | Other unemployment compensation (Trade Adjustment Act benefits, strike pay, other) | 34 | State government pensions |
| 8 | Veterans compensation or pensions | 35 | Local government pensions |
| 9 | Black lung payments | 36 | Income from paid-up life insurance policies or annuities |
| 10 | Worker's compensation | 37 | Estates and trusts |
| 11 | State temporary sickness or disability benefits | 38 | Other payments for retirement, disability or survivor |
| 12 | Employer or union temporary sickness policy | 40 | G.I. Bill/VEAP education benefits |
| 13 | Payments from a sickness, accident or disability insurance policy purchased on your own | 50 | Income assistance from a charitable group |
| 20 | Aid to Families with Dependent Children (AFDC, ADC) | 51 | Money from relatives or friends |
| 21 | General assistance or General relief | 52 | Lump sum payments |
| 22 | Indian, Cuban, or Refugee Assistance | 53 | Income from roomers or boarders |
| 23 | Foster child care payments | 54 | National Guard or Reserve pay |
| 24 | Other welfare | 55 | Incidental or casual earnings |
| 25 | WIC (Women, Infants and Children Nutrition Program) | 56 | Other cash income not included elsewhere |
| 27 | Food stamps | | |
| ASSET LIST | | SPECIAL INDICATORS | |
| Code | Type | Code | Type |
| 100 | Regular/passbook savings accounts in a bank, savings and loan or credit union | 170 | Worked |
| 101 | Money market deposit accounts | 171 | Disabled |
| 102 | Certificates of Deposit or other savings certificates | 172 | Medicare |
| 103 | NOW, Super NOW or other interest-earning checking accounts | 173 | Medicaid |
| 104 | Money market funds | 174 | U.S. Savings Bonds (E, EE) |
| 106 | U.S. Government securities | 176 | Other educational assistance |
| 108 | Municipal or corporate bonds | | |
| 107 | Other interest-earning assets | | |
| 110 | Stocks or mutual fund shares | | |
| 120 | Rental property | | |
| 130 | Mortgages | | |
| 140 | Royalties | | |
| 150 | Other financial investments | | |

INCOME SOURCE SUMMARY (ISS)

INSTRUCTIONS - Column (a) will show the income source code. In column (b), mark (X) for all sources from which income was received during the reference period. Column (c) will show the type of income source. The Amounts section, should be filled starting with the page number shown in column (d) for those income sources which have been marked.

| ISS code (a) | Mark (X) (b) | Type of income source (c) | Amounts section page number (d) | |
|----------------------------|-----------------|--|--|--|
| INCOME CODES 1-7 | | | | |
| 1 | | Social Security | | |
| 2 | | U.S. Government Railroad Retirement pay | | |
| 3 | | Federal Supplemental Security Income (SSI) | | |
| 5 | | State Unemployment compensation | | |
| 6 | | Supplemental Unemployment Benefits | | |
| INCOME CODES 8-13 | | | | |
| 8 | | Veterans compensation or pensions | (A) - 24 27 29 33 36 39 | |
| INCOME CODES 20-29 | | | | |
| 20 | | Aid to Families with Dependent Children (AFDC, ADC) | | |
| 24 | | Other Welfare - Specify | | |
| 27 | | Food Stamps | | |
| 28 | | Child Support payments | | |
| 29 | | Alimony payments | | |
| INCOME CODES 30-33 | | | | |
| 30 | | Pension from company or union | | |
| INCOME CODES 40-48 | | | | |
| 40 | | GI Bill/VEAP education benefits | | |
| INCOME CODES 50-56 | | | | |
| 55 | | Incidental or casual earnings | | |
| ASSET CODES 100-150 | | | | |
| 100 | | Interest Earning Assets Regular/passbook savings accounts in a bank, savings and loan or credit union | (B) - 42 | |
| 101 | | Money market deposit accounts | | |
| 102 | | Certificates of Deposit or other savings certificates | | |
| 103 | | NOW, Super NOW or other interest-earning checking accounts | | |
| 104 | | Money market funds | (C) - 43 | |
| 105 | | U.S. Government securities | | |
| 108 | | Municipal or corporate bonds | | |
| 107 | | Other interest-earning assets | | |
| 110 | | Stocks or mutual fund shares | (D) - 44 | |
| 120 | | Rental property | (E) - 46 | |
| 130 | | Mortgages | (F) - 49 | |
| 140 | | Royalties | | |
| 150 | | Other financial investments | | |
| SPECIAL INDICATORS | | | | |
| 170 | | Worked | Section 2 | |
| 171 | | Disabled | DO NOT FILL | |
| 172 | | Medicare | | |
| 173 | | Medicaid | | |
| 174 | | U.S. Savings Bonds (E, EE) | | |
| 175 | | Other educational assistance | | |





APPENDIX D

COMPARISONS OF ITEM LOCATIONS ON WAVE 1 AND LATER WAVES

A number of changes were made to the record layouts between Waves 1 and 2 for the 1984 panel, while the layouts have remained constant for all subsequent waves. The following table should help you find corresponding locations in the two formats.

| <u>Starting Location</u> | | <u>Difference</u> | <u>Starting Location</u> | | <u>Difference</u> |
|--------------------------|-----------|-------------------|--------------------------|-----------|-------------------|
| Wave 1 | Waves 2-4 | | Wave 1 | Waves 2-4 | |
| Sample Unit Record | | | Person Record, continued | | |
| 1-35 | 1-35 | | 1373 | 1453 | +80 |
| n/a | 38 | | n/a | 1454 | |
| 38 | 39 | +1 | 1374 | 1455 | +81 |
| Household Record | | | n/a | 1531 | |
| 1-927 | 1-927 | | 1450 | n/a | |
| Family Record | | | 1451 | 1575 | +124 |
| 1-184 | 1-184 | | 1455 | n/a | |
| Person Record | | | 1456 | 1579 | +123 |
| 1-8 | 1-8 | | 1572 | n/a | |
| 10 | n/a | | 1583 | 1695 | +112 |
| 19 | 19 | | n/a | 1704 | |
| n/a | 31 | | 1592 | 1731 | +139 |
| 31 | 36 | +5 | Wage & Salary | | |
| n/a | 142 | | 1-107 | 1-107 | |
| 137 | 144 | +7 | Self-Employed | | |
| 680 | n/a | | 1-128 | 1-128 | |
| n/a | 687 | | General Amounts Type 1 | | |
| 689 | 696 | +7 | 1-8 | 1-8 | |
| n/a | 1171 | | 10 | n/a | |
| 1160 | 1179 | +19 | n/a | 10 | |
| n/a | 1303 | | n/a | 135 | |
| 1284 | 1304 | +20 | 135 | 136 | +1 |
| n/a | 1308 | | General Amounts Type 2 | | |
| 1288 | 1366 | +78 | 1-8 | 1-8 | |
| n/a | 1441 | | n/a | 10-17 | |
| 1363 | 1442 | +79 | n/a | 135 | |
| n/a | 1452 | | 135 | 136 | +1 |

