

SIPP84-H7

SURVEY OF INCOME AND PROGRAM
PARTICIPATION (SIPP)

WAVE 7 RELATIONAL MICRODATA
FILE
CORE DATA ONLY

TECHNICAL DOCUMENTATION



SURVEY OF INCOME AND PROGRAM PARTICIPATION (SIPP)

WAVE 7 RELATIONAL MICRODATA FILE

TECHNICAL DOCUMENTATION

Washington, D.C.


1986

U.S. DEPARTMENT OF COMMERCE

Malcolm Baldrige, Secretary
Clarence J. Brown, Deputy Secretary
Robert Ortner, Under Secretary for Economic Affairs

BUREAU OF THE CENSUS

John G. Keane, Director
C. Louis Kincannon, Deputy Director



BUREAU OF THE CENSUS

John G. Keane, Director
C. Louis Kincannon, Deputy Director

DATA USER SERVICES DIVISION

Gerard C. Iannelli, Chief
Marshall L. Turner, Jr., Assistant Chief
for User Services
Paul T. Zeisset, Assistant Chief
for Statistical Reports

ACKNOWLEDGMENTS

This technical documentation was prepared within the Data Access and Use Staff, under the direction of James P. Curry, Chief, and Barbara J. Aldrich, Chief of its Technical Information Section. Annette Ralston was coordinator for this documentation. Arnold Goldstein prepared the section on sample design, estimates, and reliability of the data based on materials developed by the Statistical Methods Division. James Clark provided technical assistance on the data dictionary. The data dictionary was developed from materials prepared by Demographic Surveys Division staff. The alphabetic index to the data dictionary was prepared by Paul T. Zeisset. Word processing support was provided by Mary G. Thomas, Jill S. Worthington, and Peggy Taber.

* * * * *

The file should be cited as follows:

Survey of Income and Program Participation (SIPP) Wave 7 Relational Microdata File [machine-readable data file] / prepared by the Bureau of the Census. --Washington: The Bureau [producer and distributor], 1986.

The technical documentation should be cited as follows:

Survey of Income and Program Participation (SIPP) Wave 7 Relational Microdata File Technical Documentation / prepared by the Data User Services Division, Bureau of the Census. --Washington: The Bureau, 1986.

* * * * *

For additional information concerning the file, contact Data User Services Division, Customer Services (Tapes), Bureau of the Census, Washington, D.C. 20233. Phone: (301) 763 4100.

For additional information concerning the technical documentation, contact Data User Services Division, Data Access and Use Staff, Bureau of the Census, Washington, D.C. 20233. Phone: (301) 763-2074.

For additional information concerning the questionnaire content, contact Jack McNeil (763-7946) or John Coder (763-5060) in Population Division, Bureau of the Census, Washington, D.C. 20233.

For additional general information about SIPP, contact Daniel Kasprzyk (763-5784) or David McMullen (763-5592) in Population Division, Bureau of the Census, Washington, D.C. 20233.



UPDATE INFORMATION

Additional information concerning this file may be available at a later date. If you have purchased this technical documentation (with or without tape purchase) from the Census Bureau and wish to receive these User Notes, please complete the coupon below and return it to:

Data User Services Division
Data Access and Use Staff
Bureau of the Census
Washington, D.C. 20233

* * * * *

Name of File: Survey of Income and Program Participation (SIPP) Wave 7
Relational Microdata File

Please send me any information that becomes available later concerning the file listed.

Name:

Address:

Phone:

2023

SURVEY OF INCOME AND PROGRAM PARTICIPATION (SIPP)
WAVE 7 RELATIONAL MICRODATA FILE


GENERAL INFORMATION

Introduction	1
Planned Products from SIPP	5
Sample Design, Estimates, and Reliability of the Data	7
Appendix A Bibliography	A-1
Appendix B Glossary of Selected Terms	B-1

TECHNICAL INFORMATION

USER NOTES	11i
ABSTRACT	1
FILE INFORMATION	
File Structure	7
Geographic Coverage	7
Identification Number System	7
Topcoding of Income Variables	8
INDEX TO SIPP RELATIONAL CORE FILE	9
HOW TO USE THE DATA DICTIONARY	29
DATA DICTIONARY	
Sample Unit Information	31
Household Information	35
Family Information	74
Person Information	79
Wage/Salary Information	216
Self-Employment Information	224
General Type 1 Income Information	234
General Type 2 Income Information	255
APPENDICES	
A. CODE LISTS	
A-1 Income Source Code List	295
A-2 Income Sources Included in Monthly Cash Income	297
A-3 Sources of Means-Tested Benefits Covered in SIPP	299
A-4 1980 Census of Population Occupation Classification System	301
A-5 1980 Census of Population Industry Classification System	315
B. RECORD TYPE COUNTS	323
C. FACSIMILES OF CONTROL CARD AND QUESTIONNAIRE	325
D. COMPARISON OF ITEM LOCATIONS ON WAVE 1 AND LATER WAVES	373





SURVEY OF INCOME AND PROGRAM PARTICIPATION (SIPP)

WAVE 7 RELATIONAL MICRODATA FILE

TECHNICAL DOCUMENTATION

GENERAL INFORMATION



*

INTRODUCTION

Survey Content

There are three basic elements contained in the overall design of the survey content. The first is a control card that serves several important functions. The control card is used to record basic social and demographic characteristics for each person in the household at the time of the initial interview. Because households are interviewed a total of eight or nine times, the card is also used to record changes in characteristics such as age, educational attainment, and marital status, and to record the dates when persons enter or leave the household. Finally, during each interview, information on each source of income received and the name of each job or business is transcribed to the card so that this information can be used in the updating process in subsequent interviews. A facsimile of the control card appears in an appendix to the technical documentation of SIPP files.

The second major element of the survey content is the core portion of the questionnaire. The core questions are repeated at each interview and cover labor force activity, the types and amounts of income received during the 4-month reference period, and participation status in various programs. Some of the important elements of labor force activity are recorded separately for each week of the period. Income reciprocity and amounts are recorded on a monthly basis with the exception of amounts of property income (interest, dividends, rent, etc.) which are recorded as totals for the 4-month period. The core also contains questions covering attendance in postsecondary schools, private health insurance coverage, public or subsidized rental housing, low-income energy assistance, and school breakfast and lunch participation. A facsimile of the questionnaire appears as an appendix in the technical documentation.


The third major element is the various supplements or topical modules that will be asked during selected household visits. The topical modules cover areas that need not be examined every 4 months. Certain of these topical modules are considered to be so important that they are viewed as an integral part of the overall survey. Other topical modules have more specific and more limited purposes. No topical modules were included in the first or second waves of SIPP. (See the following section on sample design for a definition of the term "wave.") The third wave topical module covers (1) educational attainment, (2) work history, and (3) health characteristics (including disability). The fourth wave topical module covers (1) assets and liabilities, (2) pension plan coverage, and (3) housing characteristics.

Sample Design

The SIPP sample design for the 1984 panel consists of about 26,000 housing units selected to represent the noninstitutional population of the United States of which about 21,000 of these were occupied and eligible for interview. The chart on the following page shows the sample design for the first panel of SIPP. The sample households within a given panel are divided into four subsamples of nearly equal size. These subsamples are called rotation groups and one rotation group is interviewed each month. Each household in the sample was scheduled to be interviewed at 4-month intervals over a period of 2 1/2 years beginning in October 1983. The reference period for the questions is the 4-month period preceding the interview. For example, households interviewed in October 1983 were asked questions for the months June, July, August, and September. This household was interviewed again in February 1984 for the October through January period.

Design of First SIPP Panel

<u>Rotation</u>	<u>Wave</u>	<u>Interview month</u>	<u>Reference months</u>
1	1	Oct. 83	June, July, Aug., Sept. (83)
2	1	Nov. 83	July, Aug., Sept., Oct. (83)
3	1	Dec. 83	Aug., Sept., Oct., Nov. (83)
4	1	Jan. 84	Sept., Oct., Nov., Dec. (83)
1	2	Feb. 84	Oct., Nov., Dec. (83), Jan. (84)
2	2	March 84	Nov., Dec. (83), Jan., Feb. (84)
3	2	April 84	Dec. (83), Jan., Feb., March (84)
4	3	May 84	Jan., Feb., March, April (84)
1	3	June 84	Feb., March, April, May (84)
2	3	July 84	March, April, May, June (84)
3	3	Aug. 84	April, May, June, July (84)
4	4	Sept. 84	May, June, July, Aug. (84)
1	4	Oct. 84	June, July, Aug., Sept. (84)
2	4	Nov. 84	July, Aug., Sept., Oct. (84)
3	4	Dec. 84	Aug., Sept., Oct., Nov. (84)
4	5	Jan. 85	Sept., Oct., Nov., Dec. (84)
1	5	Feb. 85	Oct., Nov., Dec. (84), Jan. (85)
2	5	March 85	Nov., Dec. (84), Jan., Feb. (85)
3	5	April 85	Dec. (84), Jan., Feb., March (85)
4	6	May 85	Jan., Feb., March, April (85)
1	6	June 85	Feb., March, April, May (85)
2	6	July 85	March, April, May, June (85)
3	6	Aug. 85	April, May, June, July (85)
4	7	Sept. 85	May, June, July, Aug. (85)
1	7	Oct. 85	June, July, Aug., Sept. (85)
2	7	Nov. 85	July, Aug., Sept., Oct. (85)
3	7	Dec. 85	Aug., Sept., Oct., Nov. (85)
4	8	Jan. 86	Sept., Oct., Nov., Dec. (85)
1	8	Feb. 86	Oct., Nov., Dec. (85), Jan. (86)
2	8	March 86	Nov., Dec. (85), Jan., Feb. (86)
3	8	April 86	Dec. (85), Jan., Feb., March (86)
4	9	May 86	Jan., Feb., March, April (86)
1	9	June 86	Feb., March, April, May (86)
2	9	July 86	March, April, May, June (86)
3	9	Aug. 86	April, May, June, July (86)



In general, one cycle of interviews covering the entire sample, using the same questionnaire, is called a wave.¹ This design was chosen because it provides a smooth and steady work load for data collection and processing.

A new panel of slightly smaller size is scheduled to be introduced in February 1985 and in January of each succeeding year. This overlapping design provides a much larger sample size (almost twice as large) from which cross-sectional estimates can be made. The overlap also enhances the survey's ability to measure change by lowering the standard errors on differences between estimates for two points in time.

Survey Operations

Data collection operations are managed through the Census Bureau's 12 permanent regional offices. A staff of interviewers assigned to SIPP conduct interviews by personal visit each month with most interviewing completed during the first 2 weeks of that month. Completed questionnaires are transmitted to the regional offices where they undergo an extensive clerical edit before being entered into the Bureau's SIPP data processing system. Upon entering this processing system the data are subjected to a detailed computer edit. Errors identified in this phase are corrected and computer processing continues.

Two of the major steps of computer processing are the assignment of weights to each sample person and imputation for missing survey responses. The weighting procedures assure that SIPP estimates of the number of persons agree with independent estimates of the population within specified age, race, and sex categories. The procedures also assure close correspondence with monthly CPS estimates of households. In almost all cases, a survey nonresponse is assigned a value in the imputation phase of processing. The imputation for missing responses is based on procedures generally referred to as the "hot deck" approach. This approach assigns values for the nonresponse from a sample person who did provide a response and who has characteristics similar to those of the nonrespondent.

The longitudinal design of SIPP dictates that all persons 15 years old and over present as household members at the time of the first interview be part of the survey throughout the entire 2 1/2 year-period. To meet this goal the survey collects information useful in locating persons who move. In addition, field procedures were established that allow for the transfer of sample cases between regional offices. Persons moving within a 100-mile radius of an original sampling area (a county or group of counties) are followed and continue with the normal personal interviews at 4-month intervals. Those moving to a new residence that fall outside the 100-mile radius of any SIPP sampling area are interviewed by telephone. The geographic areas defined by these rules contain more than 95 percent of the U.S. population. Persons moving to Alaska, outside the United States, or into an institution or military barracks are not interviewed.

¹As indicated in the chart on the previous page, wave 2 comprised only three rotation groups (three-fourths of the full sample). This exception was made in order to have the wave 6 topical module (covering taxes and other previous calendar year information) fall in the months of May, June, July, and August.



Because most types of analysis using SIPP data will be dependent not on data for individuals but on groups of individuals (households, families, etc.), provisions were made to interview all "new" persons living with original sample persons (those interviewed in the first wave). These new sample persons entering the survey through contact with original sample persons are considered as part of the sample only while residing with the original sample person.

PLANNED PRODUCTS FROM SIPP

Data from SIPP will be used to examine differences among groups at a given point in time (cross-sectional analysis) and differences over time in the status of given persons and households (longitudinal analysis). Examples of SIPP products planned or under consideration are discussed below. Check the Monthly Product Announcement (MPA), CENDATA, or Data User News for announcements and articles relating to these products. The MPA (free of charge) may be ordered from Customer Services and Data User News (\$21 annual subscription rate) may be ordered from the U.S. Government Printing Office using the order forms on page 4-5. CENDATA is online information available through information services vendors. For further information, contact Data User Services Division on (301) 763-4100.

Monthly average reports. The current report, Economic Characteristics of Households in the United States: 3rd Quarter, 1983 (P-70, No. 1), showing average monthly labor force, income, and program participation statistics is an example of this type of report and is the first in a quarterly series. It is also possible to prepare monthly average estimates for longer time periods, and a publication is planned which will show monthly averages for calendar year 1984.

Monthly transition reports. Because information on many characteristics is collected for individual months, it is possible to tabulate data on month-to-month changes in labor force status, program participation status, and other statuses of interest. Monthly transition reports would present average monthly data for given reference periods (e.g., the average monthly rate of new labor force participants for the fourth quarter of 1983).

Calendar-year profile reports. These reports will provide data on the economic activity of persons and households over the course of a calendar year. Examples of the types of data that would be contained in these reports include annual earnings of persons, annual income of families and households, poverty status of persons and families, work experience during the calendar year, and compositional changes in families and households during the year.

Topical reports. The Census Bureau expects to produce periodic or single-time reports on particular topics (e.g. disability and earnings, health insurance coverage, household net worth). The source of the data for these reports may be either the core or topical modules or some combination of the two.

Characteristics of persons over 1 and 2 year span. By matching together consecutive interviews, it will be possible to obtain a month-by-month history of persons over periods of a year or longer. The reports in this series will provide information on changes in living arrangements, labor force participation, income, and program participation during 1-year or 2-year periods.

Characteristics of families and households over 1 and 2 year span. Reports in this series will be similar in concept to the person reports described above. A complicating factor is the compositional change that will occur in families and households over time.

Special analytical reports. These reports will focus on special topics and be based on a file constructed by matching consecutive interviews. The reports are likely to contain an analysis of the time period preceding and/or following a particular event such as a job change, a change in employment status, a marital disruption, or a move to a new address.

Public-use data files. Initially, files containing data collected in a full wave will be available. These files will be available for purchase by the public shortly after the quarterly reports are released. In addition to the modified hierarchical Wave I file, a rectangular file will be available in late December 1984. Other data files that will be made available for public use include calendar year longitudinal files showing monthly data for the 12-month period, panel longitudinal files showing monthly data for the entire life of the panel, and topical module files containing core and topical module data covering the 4-month reference period for a specified wave.



SAMPLE DESIGN, ESTIMATES, AND RELIABILITY OF THE DATA

This section deals with design of the survey sample, weighting of responses, use of numerical factors to compensate for less than a full sample in making estimates, calculation of standard errors, and use of imputation flags.

Sample Design

The SIPP survey is based on a multi-stage stratified sample of the noninstitutional resident population of the United States. More specifically, the universe of the survey includes persons living in households, plus those persons living in group quarters such as college dormitories and rooming houses. In Wave 1 of the 1984 Panel, inmates of institutions, such as homes for the aged, and persons living abroad were not in the survey universe and thus not eligible for interview. Persons residing in military barracks, although part of the noninstitutional population, were also excluded from the survey universe in Wave 1. Other people in the Armed Forces were eligible, as long as they were living in a housing unit, whether off base or on.

For Wave 2 and subsequent waves, institutionalized persons, persons living abroad, and those living in military barracks became eligible for the survey only if they move into housing units in the United States with original sample persons, i.e., those who were interviewed in Wave 1.

Selection of Primary Sampling Units

To reduce sample selection and interviewing costs the Census Bureau first selects certain areas to be included in the sample, and then samples households within the selected areas. The first stage of this design involves the selection of these areas. The first step of this procedure is the definition of the United States in terms of counties or groups of counties called primary sampling units or PSU's.

PSU's with similar key socioeconomic characteristics are grouped together into strata. Then one sample PSU is selected from each stratum. The PSU's used for SIPP are a subsample of the sample PSU's used in the Current Population Survey.

Of the 174 strata into which PSU's were classified for the 1984 panel, 45 consisted of only a large single metropolitan area; these 45 areas were selected into the sample with certainty. These 45 PSU's are termed "self-representing." The remaining 129 strata consisted of 2 or more PSU's, from which only one was selected into the sample. These PSU's are termed "non-self-representing" because they were selected to represent other PSU's in their stratum as well as themselves.

The strata from which non-self-representing PSU's are selected typically cross State lines. For example, aside from the Detroit metro area, which represents itself, sampled PSU's in Michigan represent a geographically diverse area -- areas spread over the Midwestern States. (Thus, a tabulation of data coded to Michigan, for example, will not yield reasonable estimates for that State. Rather, State codes on the microdata files are primarily useful for determining applicable criteria for programs which vary from State to State.)


Selection of Ultimate Sampling Units

To arrive at the sample of households, geographic units called enumeration districts (ED's), with an average 350 housing units, are sampled from within each of these SIPP sample PSU's. Within those selected ED's 2 to 4 living quarters, or ultimate sampling units (USU's), are systematically selected from address lists prepared for the 1970 census. If the address lists are incomplete, small land areas are sampled. To account for living quarters built within each of the sample areas after the 1970 census, a sample is drawn of permits issued for construction of residential living quarters through March 1983. In jurisdictions that do not issue building permits, small land areas are sampled and the living quarters within are listed by field personnel and then subsampled. In addition, sample living quarters are selected from supplemental frames that include mobile home parks and new construction for which permits were issued prior to January 1, 1970, but for which construction was not completed until after April 1, 1970.

Sampling Rate and Weights

The objective of the sampling is to obtain a self-weighting probability sample. In a self-weighting sample, every sample unit has the same overall probability of selection. In self-representing PSU's the sampling rate is about 1 in 3,700. In non-self-representing PSU's, the sampling rate is higher, as the sampling is adjusted to account for the PSU's probability of selection. For example, if a non-self-representing PSU was selected with a probability of 1/10, the sampling rate within the PSU would be roughly 1 in 370 instead of 1 in 3,700.

In Wave 1, occupants of about 1,000 eligible living quarters were not interviewed because they refused to be interviewed, could not be found at home, were temporarily absent, or were otherwise unavailable. These households were not interviewed in Wave 2, and were classified as noninterviews because they were eligible for inclusion. Wave 2 included only 3 of the 4 rotation groups. For these reasons and as a result of following movers, a total of 14,532 living quarters were designated for Wave 2. Of these, 833 were not interviewed because they no longer contained eligible respondents. An additional 729 households were not interviewed in Wave 2 because of geographical remoteness or because of the reasons listed above for Wave 1 noninterviews. The noninterview rate for Wave 1 was 5 percent, and the combined noninterview rate for Wave 1 and Wave 2 was 9.4 percent.



The estimation procedure used to derive SIPP person weights involves several stages of weight adjustments. In the first wave, each person received a base weight equal to the inverse of his/her probability of selection. In the second wave, each person received a base weight that accounted for differences in the probability of selection caused by the following of movers.

A noninterview adjustment factor was applied to the weight of each interviewed person to account for persons in occupied living quarters who were eligible for the sample but were not interviewed. A factor was applied to each interviewed person's weight to account for the SIPP sample areas not having the same population distribution as the strata from which they were selected.

An additional stage of adjustment to persons' weights was performed to bring the sample estimates into agreement with independent monthly estimates of the civilian (and some military) noninstitutional population of the United States by age, race, and sex. These independent estimates were based on statistics on births, deaths, immigration, and emigration; and statistics on the strength of the Armed Forces. To increase accuracy, weights were further adjusted in such a manner that SIPP sample estimates would closely agree with Current Population Survey (CPS) estimates by type of householder (married, single with relatives or single without relatives by sex and race) and relationship to householder (spouse or other). The estimation procedure for the data in the report also involved an adjustment so that the husband and wife of a household received the same weight.

The weight estimation procedure described above resulted in persons' weights varying from about 500 to 50,000. Persons in the sample for less than the entire 4-month period received zero weights for months not in the sample. Starting in Wave 5 the weighting system will also be adjusted to account for a reduction in the number of sample units interviewed. Most statistical software packages handle weighted data with no difficulty. In tabulating a characteristic the software takes each response and applies the person weight.

Figure 1 illustrates a simple example, in which 3 of 5 persons work full-time, 2 do not. But since the persons who do not work full-time happen to have higher weights than the others, weighted totals show the two groups to be equal.

FIGURE 1. Example of Weighted Data

	<u>Worked</u>		<u>Raw</u>		<u>Weighted</u>	
	<u>Full-Time</u>	<u>Weight</u>	<u>No</u>	<u>Yes</u>	<u>No</u>	<u>Yes</u>
Person 1	No	4,000	1		4,000	
Person 2	No	5,000	1		5,000	
Person 3	Yes	3,000		1		3,000
Person 4	Yes	3,000		1		3,000
Person 5	Yes	3,000		1		3,000
			2	3	9,000	9,000



Preparing National Estimates for Persons, Families, and Households

Weights for persons are carried on each person record, on both the relational (hierarchical) and rectangular files. Weights for households and families are carried, respectively, on the household and family records of the relational file. The weighting process defines the weight of the household to be the same as the weight of the household reference person or householder, and the weight of a family or subfamily is that of the family or subfamily reference person.

On the rectangular file, where household, family, and subfamily segments appear on each person record, all of the applicable weights can be found in that record. Tallying household characteristics from every record would result in counting multi-person households more than once. One way to avoid estimating more households than there really are is to tally household characteristics using only the householder's record, since there is always one and only one householder per household. Similarly, the records of family or subfamily reference persons can be used in generating family and subfamily estimates.


Of course, many desired household characteristics are not already shown on household records or segments, but are derived by summarizing the characteristics of the persons in the household, as for example, the number of persons 65 years old and over in the household. Doing so with SIPP files is somewhat more complicated than with files in which person records are arranged in a strictly hierarchical fashion within household.

Household records in SIPP relational files carry pointers to each person who was a member of the household. There are five sets of pointers, one for each month of the reference period and one for the interview month. The rectangular file does not have these household-to-person pointers, but does identify the address ID of the household of which the person was a member each month. The file can be readily sorted on address ID within sample unit to group household members together for any particular reference month. Another option available to rectangular file users is to sort on the person number of the householder, provided on each household member's record.

Estimates for groups of persons other than households and families

Some analyses involve summarizing to units other than households or families. The persons within a household who benefit from food stamps are one such example. Only part of a family may receive aid or there may be two separate food stamp units living together. For each food stamp receiving unit one adult household member is designated as the prime recipient. The SIPP questionnaire also identifies which children and other household members are covered by those food stamps.

Food stamp coverage is recorded on the SIPP files in two ways. First, the primary recipient's record includes the person numbers of each household member covered, and each of the other covered persons' records has a flag that indicates membership in a food stamp receiving unit. Only the primary recipient's record specifies the amounts of food stamps received for the unit.



To tabulate the characteristics of all food stamp recipients in a household, the easiest approach might be to sort recipients together within households using the reciprocity flags. But if it is necessary to discriminate between multiple food stamp receiving units within a household, the only way is to examine the primary recipient's record and use its list of person numbers to point to the secondary recipients in that unit. Then one could summarize appropriate characteristics across the person records. This way one could determine whether the food stamp reciprocity unit includes a wage-earner, is part of a family below the poverty level, lives together with persons who are not covered, and so forth.

Other programs for which there are pointers from the primary recipient's record to other recipients in the household include Medicaid, AFDC, foster children payments, general assistance, health insurance, Railroad Retirement, Social Security and veterans payments. In all of these cases, all income received by the unit, including payments for the benefit of children, are reported on the record of the primary adult recipient and not on the records of secondary recipients. The weight of the primary recipient is most likely to be appropriate in tabulations of food stamp reciprocity units and similar groups of individuals.

Estimates for Different Reference Periods

Each person and household is assigned 5 weights on each interview file, one for each of the four reference months and one for the interview month. Families and subfamilies are assigned only 4 weights since there is no attempt to define families as of the reference date. The 4 sets of reference month weights can be used only to form reference month estimates. Reference month estimates can be averaged, however, to form estimates of monthly averages over some period of time. For example, using the proper weights one can estimate the monthly average number of persons in a specified income range over the 4-month period.

The fifth weight is specific to the interview month. This weight can be used to form person or household estimates that specifically refer to characteristics as of the interview month. For example, one might want to estimate the number of unmarried adults living with an aged parent as of the latest observation. Interview weights can also be used to form estimates referring to the time period including the interview month and 4 previous months. One caution is that characteristics as of the interview date may not reflect that entire month--the persons could move, marry, or die before the end of the month.

The interview weight is also used for estimating a few of the demographic characteristics and other information that appear on the file for the 4-month reference period as a whole, but not for each month, such as race or sex.

None of these weights has been designed to yield the best estimates for a person's or household's status over two or more months, as for example, the number of households existing in October 1983 who experienced a 50 percent increase in income between July and August.

.....

.....

.....

Calendar Month Data and Time Dimensioned Summary Statistics

In tabulating SIPP data for a particular calendar month, one must keep in mind the survey design. Most waves include 4 rotation groups, interviewed in four successive months. Figure 2 is a schematic diagram of the 1984 Panel design.

Months, quarters and years are shown along the top. Each cell shows the wave and rotation groups for which data are collected for each month. Thus, in the first interview, conducted in October 1983, data were collected from Wave 1-Rotation Group 1 households for the months of June, July, August and September.

As successive rotation groups are interviewed, the 4-month reference periods advance by 1 month. Wave 1-Rotation Group 2 households were interviewed in November 1983 for data for July through October.

In deriving calendar month or quarterly estimates from the data files, it is important to know how many rotation groups were interviewed, as less than the full sample may be available. If this is the case, the estimates must be inflated by an appropriate factor.


In some months, a full sample of 4 rotation groups from the same wave will be available. For Wave 1 (see figure 2), data for September 1983 were collected from the full sample. These data consist of month 4 data for Rotation Group 1, month 3 data for Rotation Group 2, month 2 data for Rotation Group 3, and month 1 data for Rotation Group 4. All of these figures (with appropriate weights) must be added together because any one rotation group includes only one-fourth of the SIPP sample.

In deriving quarterly estimates, a full sample consists of data for 4 rotation groups for each of the 3 months in the quarter. This would entail using data from 2 or 3 waves. For example, the fourth quarter of 1983 includes various rotation groups from Waves 1 and 2. Weighted data from all these rotation groups must be added together to form a full sample.

Note, however, that a full sample is not available for the third quarter of 1983. Or for subsequent quarters, the analyst may not want to wait for another wave of data to become available. Procedures to use in deriving estimates based on a partial sample are explained below.

Working With Less Than the Full Sample

Figure 2 also illustrates that for October 1983, data were collected from only three rotation groups of Wave 1. Thus the sample size available is three-fourths that available for September. The preferred way to handle this is to acquire Wave 2 as well, and combine October data for Wave 2-Rotation Group 1 with the Wave 1 October data for Rotation Groups 2, 3 and 4.



If a particular application does not require the full sample size, however, one could use only Wave 1 data for October and multiply weighted results by a factor of 1.33 to compensate for having only three-fourths of the sample. This is illustrated in figure 3.

FIGURE 3. Factors for Monthly Data: Wave 1, 1984 Panel

<u>Month of Interview</u>	<u>Rotation Group</u>	<u>Reference Period</u>								
		<u>Second Quarter</u>			<u>Third Quarter</u>		<u>Fourth Quarter</u>			
		<u>Apr.</u>	<u>May</u>	<u>June</u>	<u>July</u>	<u>Aug.</u>	<u>Sept.</u>	<u>Oct.</u>	<u>Nov.</u>	<u>Dec.</u>
October	1		X		X	X	X			
November	2				X	X	X	X		
December	3					X	X	X	X	
January	4						X	X	X	X

Factors to Compensate for Missing Rotation Groups

4 2 1.33 1 1.33 2 4

To use Wave 1 data for the month of November, double the estimates (which compensates for having only one half of the sample consisting of Rotation Groups 3 and 4), and for December multiply the estimates by 4 (since they are based on a one-fourth sample consisting of rotation group 4 alone). Corresponding factors apply to data for June, July and August (also available in Wave 1) as well, and for these months the factors must be used, as the alternative of picking up the missing rotation groups in another wave does not exist.

A similar approach is applicable to subsequent waves as well. The particular factor to use is determined by the number of rotation groups covered in the time period one is analysing. Factors for Waves 1 and 2 and combined Wave 1 and 2 estimates are given in Table 1 below.




Table 1. Factors to be Applied to Basic Parameters to Obtain Parameters for Specific Reference Periods

Wave 1 Estimates

June 1983, December 1983	4.00
July 1983, November 1983	2.00
August 1983, October 1983	1.33
September 1983	1.00
3rd Quarter 1983	1.22
4th Quarter 1983	1.85
July-December 1983	1.06

Wave 2 Estimates

October 1983 and March 1984	4.00
November 1983 and February 1984	2.00
December 1983 and January 1984	1.33
4th Quarter 1983	1.85
1st Quarter 1984	1.85

Wave 1 and 2 Combined Estimates

June 1983 and March 1984	4.00
July 1983 and February 1984	2.00
August 1983 and January 1984	1.33
September through December 1983	1.00
3rd Quarter 1983	1.22
4th Quarter 1983	1.00
1st Quarter 1984	1.85
July-December 1983	1.06

Factors must also be applied to quarterly estimates or those for longer periods of time if less than the full sample for any month is available. Thus, in table 1 a factor of 1.22 must be applied to third quarter 1983 estimates, 1.85 to fourth quarter estimates using either Wave 1 or Wave 2, but a factor of 1.00 (i.e., no factor is needed) for fourth quarter 1983 estimates using full sample data from the combined Wave 1 and Wave 2 files.

Caveats for Calendar Month Data

Although it is possible to examine the data on a monthly basis and examine the data in a strictly cross sectional sense, there are qualifications or biases in this type of analysis.



First, no evaluations have been made of responses to income and related variables that are provided on a monthly basis. There may be some biases in this reporting. For example, people may tend to report a rough monthly average for their income over the four month reference period rather than specifically recalling amounts separately for each month. If this were so it would not be possible to analyze real month-to-month changes in income figures.

Second, most data users have been able to work only with annual income figures to this point, using the census, CPS or other surveys which measure income only once during a year. There will be considerable temptation for SIPP users to return to familiar analytical ground by multiplying 4-month income figures by 3 to estimate 12-month income. To do so would ignore seasonal variation in employment and income. A better approach to annual income would be to match together the first several waves and look at actual income experience across 12 months, perhaps comparing the results to the annual income and taxation information reported in Wave 5.

Time-Dimensioned Summary Statistics

An approach to analyzing these data that would reduce the biases just discussed for monthly estimates involves summarizing data across time. In this approach one calculates standard summary statistics such as counts, means, and modes across time as well as across individuals.

For example, instead of calculating the number of persons with incomes over \$3,000 for the month of July, one would calculate the number of persons with a mean monthly income of \$3,000 or more during the 3rd quarter.

This approach is relatively straightforward at the person level. However, at the family or household level, an additional complexity is added. One must first define these groups and identify the changes that occur during the quarter.¹ Then the conditions under which new groups are formed must be defined. Longitudinal concepts of households and families are the subject of a Working Paper, "Toward a Longitudinal Definition of Households" by David McMillen and Roger Harriot, available from the Census Bureau.

Producing Estimates Below the National Level

Census Regions

The total estimate for a region is the sum of the state estimates in that region. However, one of the groups of states, formed for confidentiality reasons, crosses regional boundaries. This group consists of South Dakota

¹ These problems do not arise in Wave 1, as households were defined as of the interview and changes during the reference months were not recorded.



(Midwest Region), Idaho (West Region), New Mexico (West Region), and Wyoming (West Region). To compute the total estimate for the Midwest Region, a factor of .203 should be applied to the above group's total estimate and added to the sum of the other state estimates in the Midwest Region. For the West Region, a factor of .797 should be applied to the above group's total estimate and added to the sum of the other states in the West.

Estimates for regions included in the published SIPP reports reflect the actual region of residence, not the results of proration across the 4-state group. Thus there will be minor discrepancies between published regional totals and estimates derivable from microdata files for the Midwest and West regions.

Estimates from this sample for individual states are subject to very high variance and are not recommended. The State codes on the file are primarily of use for linking respondent characteristics with appropriate contextual variables (e.g., State-specific welfare criteria) and for tabulating data by user-defined groupings of States.

Producing Estimates for the Metropolitan Population

For 15 states in the SIPP sample, metropolitan or nonmetropolitan residence is identified. (On the rectangular file, use variable H*-METRO, characters 94, 382, 670, and 958. On the relational file, use METRO, character 24 on the household record). Metropolitan residence is defined according to the definition of Metropolitan Statistical Areas as of June 30, 1983. In 21 additional states, where the nonmetropolitan population in the sample was small enough to present a disclosure risk, a fraction of the metropolitan sample was recoded so as to be indistinguishable from nonmetropolitan cases (METRO=2). In these states, therefore, the cases coded as metropolitan (METRO=1) represent only a subsample of that population.

In producing state estimates for a metropolitan characteristic, multiply the individual, family, or household weights by the metropolitan inflation factor for that state, presented in Table 2 below. (This inflation factor compensates for the subsampling of the metropolitan population and is 1.0 for the states with complete identification of the metropolitan population).

In producing regional or national estimates of the metropolitan population it is also necessary to compensate for the fact that no metropolitan subsample is identified within two states (Maine and Iowa) and one state-group (Mississippi-West Virginia). (There were no metropolitan areas sampled in South Dakota-Idaho-New Mexico-Wyoming). Therefore, a different factor for regional and national estimates is in the right-hand column of Table 2 below. The results of regional and national tabulations of the metropolitan population will be biased slightly, although less than one-half of one percent of the metropolitan population is not represented.





Table 2. Metropolitan Subsample Factors

(Multiply these factors times the weight for the person,
family or household)

		Factors for use in State or MSA Tabulations	Factors for use in Regional or National Tabs
Northeast:	Connecticut	1.0390	1.0432
	Maine	-	-
	Massachusetts	1.0000	1.0040
	New Jersey	1.0000	1.0040
	New York	1.0110	1.0150
	Pennsylvania	1.0025	1.0065
	Rhode Island	1.2549	1.2599
Midwest:	Illinois	1.0232	1.0310
	Indiana	1.0000	1.0076
	Iowa	-	-
	Kansas	1.5024	1.5146
	Michigan	1.0000	1.0076
	Minnesota	1.0000	1.0076
	Missouri	1.0611	1.0692
	Nebraska	1.7454	1.7587
	Ohio	1.0134	1.0211
	Wisconsin	1.0700	1.0782
South:	Alabama	1.1441	1.1511
	Arkansas	1.0000	1.0061
	Delaware	1.0000	1.0061
	District of Columbia	1.0000	1.0061
	Florida	1.0333	1.0396
	Georgia	1.0000	1.0061
	Kentucky	1.1124	1.1192
	Louisiana	1.1470	1.1540
	Maryland	1.0000	1.0061
	North Carolina	1.0000	1.0061
	Oklahoma	1.1146	1.1214
	South Carolina	1.1270	1.1339
	Tennessee	1.0000	1.0061
	Texas	1.0192	1.0254
	Virginia	1.0778	1.0844
West Va. - Miss.	-	-	
West:	Arizona	1.0870	1.0870
	California	1.0000	1.0000
	Colorado	1.0000	1.0000
	Hawaii	1.0000	1.0000
	Oregon	1.0879	1.0879
	Washington	1.0858	1.0858

- indicates no metropolitan subsample is shown for the State.



Estimates for the metropolitan population produced from the microdata files will differ from published summary figures for the metropolitan population not only because of the subsampling scheme but also because of differences in the definition of the metropolitan population. Published figures are based on Standard Metropolitan Statistical Areas (SMSA's) defined as of June 30, 1981, consistent with the definition for the 1980 census. The microdata files use the definitions for Metropolitan Statistical Areas (MSA's) as of June 30, 1983. That definitional change resulted in increasing the metropolitan population by 1.4 percent. Eventually, the published figures will also reflect 1983 MSA definitions.


Producing Estimates for the Nonmetropolitan Population

State, regional, and national estimates of the nonmetropolitan population cannot be computed directly, except for the 15 states where the factor in Table 2 is 1.0. In all other states, the cases identified as not in the metropolitan subsample (METRO=2) are a mixture of nonmetropolitan and metropolitan households. Only an indirect method of estimation is available: first compute an estimate for the total population, then subtract the estimate for the metropolitan population.

Codes for Individual MSA's

Codes for certain large individual MSA's are included on the microdata files, such as are State codes, to provide users some flexibility in defining higher level aggregate areas and to allow linking respondent characteristics to available contextual variables. Individual MSA codes are given if the MSA has at least 250,000 inhabitants in sampled counties within the state, and if its identification would not result in the indirect identification of residual metropolitan population less than 250,000. Sample sizes associated with individual MSA's are typically very small.

When creating estimates for particular identified MSA's or CMSA's apply the Table 2 factor to the weights appropriate to the state, as discussed above. For multi-state MSA's, use the factor appropriate to each state part. For example, to tabulate data for the Washington, DC-MD-VA MSA, apply the Virginia factor of 1.0778 to weights for residents of the Virginia part of the MSA; Maryland and DC residents require no modification to the weights (i.e., their factors equal 1.0). This may still not produce reasonable estimates for an individual MSA for three reasons: 1) the sample size is very small; 2) the MSA may be non-self-representing; and 3) certain counties added to MSA's between 1970 and 1983 may not have been included in the 1984 panel.



Sampling Variability

Data found in SIPP publications or in user tabulations from the SIPP microdata are estimates based on the weighted counts from the survey. These numbers only approximate the far more costly counts that would result from a census of the entire population from which the sample was drawn. There are two types of errors possible in an estimate based on a sample survey: Sampling and non-sampling. We are able to provide estimates of the magnitude of SIPP sampling error, but this is not true of nonsampling error.


Standard Errors and Confidence Intervals

Standard errors indicate the magnitude of the sampling error. They also partially measure the effect of some nonsampling errors in response and enumeration, but do not measure any systematic biases in the data. The standard errors for the most part measure the variations that occurred by chance because a sample was surveyed instead of the entire population.

The sample estimate and its standard error enable one to construct confidence intervals, ranges that would include the average result of all possible samples with a known probability. For example, if all possible samples were selected, each of these being surveyed under essentially the same general conditions and using the same sample design, and if an estimate and its standard error were calculated from each sample, then:

1. Approximately 68 percent of the intervals from one standard error below the estimate to one standard error above the estimate would include the average result of all possible samples.
2. Approximately 90 percent of the intervals from 1.6 standard errors below the estimate to 1.6 standard errors above the estimate would include the average result of all possible samples.
3. Approximately 95 percent of the intervals from two standard errors below the estimate to two standard errors above the estimate would include the average result of all possible samples.

The average estimate derived from all possible samples is or is not contained in any particular computed interval. However, for a particular sample, one can say with a specified confidence that the average estimate derived from all possible samples is included in the confidence interval.



Hypothesis Testing

Standard errors may also be used for hypothesis testing, a procedure for distinguishing between population parameters using sample estimates. The most common types of hypotheses tested are 1) the population parameters are identical versus 2) they are different. Tests may be performed at various levels of significance, where a level of significance is the probability of concluding that the parameters are different when, in fact, they are identical.

To perform the most common test, let X_A and X_B be sample estimates of two parameters of interest. A subsequent section explains how to derive a standard error on the difference $X_A - X_B$. Let that standard error be S_{DIFF} . Compute the ratio $R = (X_A - X_B) / S_{DIFF}$. If this ratio is between -2 and +2, no conclusion about the parameters is justified at the 5 percent significance level. If on the other hand, this ratio is smaller than -2 or larger than +2, the observed difference is significant at the 5 percent level.

In this event, it is a commonly accepted practice to say that the parameters are different. Of course, sometimes this conclusion will be wrong. When the parameters are, in fact, the same, there is a 5 percent chance of concluding that they are different.

Calculating Standard Errors for SIPP

There are two ways for users to compute a standard error for SIPP estimates. One method is to compute variances directly using half-sample and pseudostratum codes. A second method involves calculating generalized standard errors using simple charts and formulas found in published reports or microdata documentation.

Generalized Standard Errors

To derive standard errors that are applicable to a wide variety of statistics and can be prepared at a moderate cost, a number of approximations are required. Most of the SIPP statistics have greater variance than those obtained through a simple random sample because clusters of living quarters are sampled for SIPP.

Two parameters, denoted "a" and "b", have been developed to calculate variances for each type of characteristic. These "a" and "b" parameters, found in table 3, are used in estimating standard errors of survey estimates, and these standard errors are referred to as generalized standard errors.

All statistics do not have the same variance behavior; "a" and "b" parameters were computed for groups of statistics with similar variance behavior. The parameters were computed directly from SIPP 3rd quarter 1983 data.

**SIPP 1984 GENERALIZED VARIANCE PARAMETERS FOR
WAVE 7 PUBLIC USE FILE**

CHARACTERISTIC	a	b
PERSONS		
Total or White ^{1/}		
16+ Program Participation and Benefits (2)		
Both Sexes	0.0001144	20,370
Male	-0.0002404	20,370
Female	-0.0002182	20,370
16+ Income and Labor Force (3)		
Both Sexes	-0.0000390	6,944
Male	-0.0000819	6,944
Female	-0.0000744	6,944
All Others ^{2/} (4)		
Both Sexes	-0.0001082	25,255
Male	-0.0002239	25,255
Female	-0.0002097	25,255
Black (1)		
Both Sexes	-0.0003327	9,343
Male	-0.0007131	9,343
Female	-0.0006236	9,343
HOUSEHOLDS/Families/Unrelated Individuals		
Total or White	-0.0000993	8,582
Black	-0.0006246	5,928

^{1/}For cross-tabulations, use the parameters of the characteristic with the smaller number within the parentheses.

^{2/}For example, use these parameters for retirement and pension tabulations, 0-program participation, 0+ benefits, 0+ income, and 0+ labor force tabulations, in addition to any other types of tabulations not specifically covered by another characteristic in this table.

The "a" and "b" parameters may be used to approximate the standard error for estimated numbers and percentages. Because the actual increase in variance was not identical for all statistics within a group, the standard errors computed from these parameters provide an indication of the order of magnitude of the standard error rather than the precise standard error for any specific statistic. That is why we refer to these as generalized standard errors.

Computing Variances Directly

Pseudo half-sample codes and pseudostratum codes (assigned in such a way as to avoid any disclosure risk) are included on the file to enable direct computation of variances by methods such as balanced repeated replications.² This method may be used if the user can not use the generalized standard errors, as in computing the variance of a correlation coefficient between, say, interest income and dividend income. Since a number of statistical software packages provide simple procedures for using half-sample codes, you may consult documentation for your statistical software for further discussion. The Census Bureau, however, does not vouch for the appropriateness or accuracy of such software.

Variances computed directly will vary from variances estimated by the Census Bureau. These differences are a result of the use of artificial stratum codes on the public use file, whereas the Census Bureau has access to the actual stratum identifiers. Actual stratum codes are withheld from the public-use microdata so as to avoid identifying geographic areas so small that they risk disclosure of confidential information.

Even though these are artificial stratum codes, the variance estimates are expected to be similar to those produced by the Bureau using the real stratum codes. This method is involved, may be expensive, and, of course, is available only to users of SIPP microdata, not users of SIPP publications.

Examples Using Generalized Standard Errors


Some examples illustrate the use of "a" and "b" parameters in Table 3 for computing a standard error and the corresponding confidence intervals.

Standard Error of Total

The formula for computing the standard error for a total is:

$$s = \sqrt{ax^2 + bx} \quad (1)$$

²William G. Cochran provides a list of references discussing the application of this technique in Sampling Techniques, 3rd Ed. (New York: John Wiley and Sons, 1977), p. 321.



where "a" and "b" are the parameters associated with the estimate for the particular reference period and x is the weighted estimate.

Based on a tabulation from the SIPP survey data you would find that there were 16,000,000 households with a mean monthly income during the 3rd quarter of 1983 of \$3,000 and over. Suppose you want to develop a 95% confidence interval so you can assess how precise the estimate of 16,000,000 is.

Step 1:

Determine the appropriate "a" and "b" parameters by looking them up in table 3. Since we are dealing with income data for all households the "a" and "b" parameters are -.00007644 and 6766.

Step 2:

Enter these figures in the above formula

$$s = \sqrt{ax^2 + bx}$$

$$= \sqrt{(-.00007644) \times (16,000,000)^2 + (6766 \times 16,000,000)}$$

$$= 297,804.231$$

where 16,000,000 is the estimate, and -.00007644 and 6766 are the "a" and "b" parameters. The resulting standard error (rounded off) is 297,804.

Step 3:

To determine the 95% confidence interval of the estimate, multiply 2 times the standard error, yielding 595,608. The lower bound of the confidence interval is then 16,000,000 minus 595,608 or roughly 15.4 million, and the upper bound is 16,000,000 plus 595,608 or roughly 16.6 million.

Thus we can conclude with 95% confidence that the average estimate derived from all possible samples lies within the interval of 15.4 million to 16.6 million.

The foregoing example assumes you are working with the full SIPP sample, as will normally be the case with SIPP reports and user tabulations. But if you are making a tabulation from SIPP microdata for a reference month for which you do not have data for all rotation groups, you must weight the estimate up by an appropriate factor to compensate for the smaller sample size; you must similarly adjust the estimates of variance.

When you are working with fewer than all 4 rotation groups, the formula becomes

$$s = \sqrt{ax^2 + bx} \cdot \sqrt{f} \quad (2)$$

where the first part of the expression is the same as before, and "f" is a factor compensating for sample size. In other words, when the estimate is weighted up by a factor, the standard error must be multiplied by the square root of the same factor.

The "f" factors for various reference periods are found in table 1 above. The standard error in the above example was 297,804. If we were working with data for July 1983, a month covered by only the first two rotation groups in Wave 1 (see figure 2), our initial estimate using the weights on the microdata file might have been 8,000,000. To compensate for the 2 missing rotation groups, we would apply the factor of 2.0, and thereby double our estimate to 16,000,000. The same factor would enter into the formula in equation (2) to give

$$s = 297,804 \times \sqrt{2.0} = 421,158$$

as the standard error of an estimated 16,000,000 based on 2 rotation groups instead of 4. The confidence interval is then determined in the same way, using this revised standard error.

Wave 1 represents a special case because there are 3 reference months at the start of the survey when the survey did not yet cover all four rotation groups. Only one rotation group has data for June 1983, two for July 1983, and three for August 1983. The first SIPP report included data for the third quarter 1983.

For that period of partial coverage a factor of 1.22 is appropriate, as shown in table 1. If wave 1 data were used to estimate the 4th quarter, the factor would be 1.85. Of course, wave 2 supplies the missing rotation groups for that quarter. If wave 1 and wave 2 files were used together, estimates could be made from the full sample, so that no factor adjustment would be needed. Since the factors associated with the metropolitan area subsample are generally very close to 1.0, the factors may be ignored in calculating variances for metropolitan summaries.

Standard Error of a Percent


Computing the standard error and confidence interval for a percent follows a similar procedure. The formula for the generalized standard error of a percent is:

$$s = \sqrt{\frac{h}{y} p(100-p)} \cdot \sqrt{f} \quad (3)$$

where

y = the base of the percent (use weighted estimate), i.e., the size of the subclass of interest,

p = the percentage of persons, families, or households possessing the characteristic of interest,



b = the larger of the "b" parameters for the numerator and denominator, and,

f = the factor to adjust for missing rotation groups if necessary.

Note that the "a" parameter is not used.

Suppose we find that of the households in Wave 1 who had a mean monthly income of \$3,000 and over in the third quarter of 1983, 8,916,000 (8.6%) were black. To construct a 95% confidence interval, follow the steps shown below.

Step 1:

Examine the "b" parameter in table 3 for both total and black households to determine the larger of the two. In this case the "b" parameter for total households, 6766, is larger.

The "f" factor from table 1 that is applied to the base parameters to adjust for incomplete data is 1.22, applicable to 3rd quarter data.

Step 2:

Entering the values into the formula in equation (3):

$$s = \sqrt{\frac{6766}{8,916,000} (8.6)(100-8.6)} \cdot \sqrt{1.22}$$

provides us with a standard error of 0.85 percent.

Step 3:

Multiplying the standard error by 2 and adding and subtracting this quantity from the estimate of 8.6% provides a 95% confidence interval of 6.9% to 10.3%.

Standard Error of a Difference

The standard error of a difference between two sample estimates is approximately equal to

$$s_{(x-y)} = \sqrt{s_x^2 + s_y^2 - 2rs_x s_y} \quad (4)$$



where s_x and s_y are the standard errors of the estimates x and y . The estimates can be numbers, percents, ratios, etc. The correlation between x and y is denoted by the correlation coefficient r .³ Table 4 presents the correlation coefficients r for comparisons between months and between quarters. For other types of comparisons, assume r equals zero if it is believed that the value of one variable does not give a strong indication of the value of the other variable. If r is really positive then this assumption will lead to overestimates of the true standard error. If r is negative, the result will be an underestimate of the actual standard error.

As an illustration, SIPP estimates show that the number of persons in nonfarm households with mean monthly household cash income over \$4,000 during the third quarter of 1983 who were aged 35-44 years was 5,313,000 and the number of those aged 25-34 years was 4,353,000, an estimated difference of 960,000. Using the Wave 1 parameters $a = -.00003214$, $b = 5475$, and $f = 1.22$ in equation (2), the standard errors of the estimates for each age group are 185,422 and 168,324 respectively. It is reasonable to assume that these two estimates are not highly correlated. Therefore, the standard error of the estimated difference of 960,000 is

$$\sqrt{(185,422)^2 + (168,324)^2} = 250,428$$

Suppose that it is desired to test the estimated difference at the 95 percent confidence level. The estimated difference divided by the standard error of the difference, $960,000/250,428$, is 3.83. Since this is greater than 2 it is concluded that the difference is significant at the 95 percent confidence level.

Standard Error of a Mean

A mean is defined here to be the average quantity of some item (other than persons, families, or households) per person, family, or household. For example, it could be the average monthly household income of females aged 25 to 34. The standard error of a mean can be approximated by the formula below. Because of the approximations used in developing the formula, an estimate of the standard error of the mean obtained from that formula will generally underestimate the true standard error. The formula used to estimate the standard error of a mean \bar{x} is

$$\frac{s}{\bar{x}} = \sqrt{\frac{b}{y} s^2} \cdot \sqrt{f} \quad (5)$$

³The correlation coefficient measures the extent to which the value of one variable gives an indication of the value of another variable. An example of a positive correlation is that between food stamp and AFDC reciprocity. Food stamp and bond income reciprocity are variables possessing a negative correlation. Another example of variables with positive correlation occurs when it is desired to measure the difference in a variable between two months or quarters.




Table 4. Correlations for Monthly and Quarterly Comparisons

<u>Wave 1 Estimates</u>	Total income, wage income and similar types of income	Program partici- pation income, nonincome, labor force
Jun-Jul, Nov-Dec 1983	0.57	0.35
Jul-Aug, Oct-Nov 1983	0.65	0.41
Aug-Sep, Sep-Oct 1983	0.69	0.43
Jun-Aug, Oct-Dec 1983	0.43	0.26
Jul-Sep, Sep-Nov 1983	0.53	0.32
Aug-Oct 1983	0.50	0.30
Jun-Sep, Sep-Dec 1983	0.35	0.20
Jul-Oct, Aug-Nov 1983	0.29	0.16
Jun-Oct, Jul-Nov, Aug-Dec, Jun-Nov, Jul-Dec, Jun-Dec 1983	0.00	0.00
3rd Quarter-4th Quarter 1983	0.28	0.14
<u>Wave 2 Estimates</u>		
Oct-Nov 1983, Feb-Mar 1984	0.57	0.35
Nov-Dec 1983, Jan-Feb 1984	0.65	0.41
Dec 1983-Jan 1984	0.60	0.50
Oct-Dec 1983, Jan-Mar 1984	0.43	0.26
Nov 1983-Jan 1984, Dec 1983-Feb 1984	0.61	0.37
Oct 1983-Jan 1984, Dec 1983-Mar 1984	0.40	0.23
Nov 1983-Feb 1984	0.35	0.20
Oct 1983-Feb 1984, Nov 1983-Mar 1984	0.00	0.00
Oct 1983-Mar 1984		
4th Quarter 1983-1st Quarter 1984	0.34	0.20




Table 4--Continued

<u>Wave 1 and 2 Combined Estimates</u>	Total income, wage income and similar types of income	Program partici- pation income, nonincome, labor force
Jun-Jul 1983, Feb-Mar 1984	0.57	0.35
Jul-Aug 1983, Jan-Feb 1984	0.65	0.41
Aug-Sep 1983, Dec 1983-Jan 1984	0.69	0.43
Sep-Oct, Oct-Nov, Nov-Dec 1983	0.60	0.50
Jun-Aug 1983, Jan-Mar 1984	0.43	0.26
Jul-Sep 1983, Dec 1983-Feb 1984	0.53	0.32
Aug-Oct 1983, Nov 1983-Jan 1984	0.65	0.39
Sep-Nov, Oct-Dec 1983	0.75	0.45
Jun-Sep 1983, Dec 1983-Mar 1984	0.35	0.20
Jul-Oct 1983, Nov 1983-Feb 1984	0.50	0.28
Aug-Nov 1983, Oct 1983-Jan 1984	0.61	0.35
Sep-Dec 1983	0.70	0.40
Jun-Oct 1983, Nov 1983-Mar 1984	0.33	0.18
Jul-Nov 1983, Oct 1983-Feb 1984	0.46	0.25
Aug-Dec 1983, Sep 1983-Jan 1984	0.56	0.30
Jun-Nov 1983, Oct 1983-Mar 1984	0.30	0.15
Jul-Dec 1983, Sep 1983-Feb 1984	0.42	0.21
Aug 1983-Jan 1984	0.60	0.30
Jun-Dec 1983, Sep 1983-Mar 1984	0.28	0.13
Jul 1983-Jan 1984, Aug 1983-Feb 1984	0.45	0.20
Jun 1983-Jan 1984, Aug 1983-Mar 1984	0.29	0.12
Jul 1983-Feb 1984	0.25	0.10
Jun 1983-Feb 1984, Jul 1983-Mar 1984	0.00	0.00
Jun 1983-Mar 1984		
3rd Quarter-4th Quarter 1983	0.63	0.36
4th Quarter 1983-1st Quarter 1984	0.51	0.29
3rd Quarter 1983-1st Quarter 1984	0.39	0.18



where y is the size of the base, s^2 is the estimated variance of x , b is the parameter associated with the particular type of item, and f is the adjustment factor.

The estimated population variance, s^2 , is given by formula (6):

$$s^2 = \frac{\sum_{i=1}^n w_i x_i^2}{\sum_{i=1}^n w_i} - \bar{x}^2 \quad (6)$$

where there are n persons with the item of interest; w_i is the final weight for person i ; and x_i is the value of the estimate for person i .

If the calculation of s^2 using formula (6) is too cumbersome, then formula (7) may be used instead:

$$s^2 = \sum_{i=1}^c p_i x_i^2 - \bar{x}^2 \quad (7)$$

where each person (or other unit of analysis) is in one of c groups (e.g., income categories within an income distribution); the p_i 's are the estimated proportions of responses within each group; the x_i 's are the midpoints of each group. If group c is open-ended, i.e., no upper interval boundary exists, then an approximate average value is

$$x_c = \frac{1}{2} Z_{c-1} \quad (8)$$

where Z_{c-1} is the lower boundary of the group (e.g., \$75,000 in the category \$75,000 or more). If an open-ended group c does exist, the approximation could easily be had. To reduce this danger, create data categories so as to keep c and Z_{c-1} large. This could be done by creating more categories, e.g., more income groups.

Standard Error of a Mean Number of Persons with Characteristic Per Family or Household

Mean values for persons in families or households may be calculated as the ratio of two numbers. The denominator, y , represents a count of families or households of a certain class, and the numerator, x , represents a count of persons with the characteristic under consideration who are members of these families or households. For example, the mean number of children per family with children is calculated as

$$\bar{x} = \frac{\text{total number of children in families}}{\text{total number of families with children}}$$



For means of this kind, the standard error is approximated by the following formula:

$$s\left(\frac{x}{y}\right) = \sqrt{\left(\frac{x}{y}\right)^2 \left[\left(\frac{s_y}{y}\right)^2 + \left(\frac{s_x}{x}\right)^2 - 2r \left(\frac{s_x}{x}\right)\left(\frac{s_y}{y}\right) \right]} \quad (9)$$

The standard error of the estimated number of families or households is s_y , and the standard error of the estimated number of persons with the characteristic is s_x . In the formula, r represents the correlation coefficient between the numerator and the denominator of the estimate. If at least one member of each family or household in the class possesses the characteristic of interest, then use 0.7 as an estimate of r . If, on the other hand, it is possible that no member of a family or household has the characteristic, then use $r = 0$. In the example, you would use $r = 0.7$ for the average number of persons per family, but $r = 0$ for the average number of teenagers per family.

Standard Error of a Median

To compute a median, first group the units of interest (e.g., persons) into cells by the value of the statistic under consideration (e.g., single years of age). Then form a cumulative density for the cells (e.g., by cumulatively adding the proportion of persons of each age). Identify the first cell with cumulative density greater than 0.5. Use interpolation to find the value of the characteristic that corresponds to cumulative density 0.5. That value is the estimated median. Different methods of interpolation may be used. The most common are simple linear interpolation and parato interpolation. No universal rules exist on which method to use. The best procedure is to define the cells (e.g., income intervals) to be so small that the method of interpolation does not matter.

The sampling variability of an estimated median depends upon the form of the distribution as well as the size of its base or class. Given that the data were grouped into intervals (e.g., income intervals), then the standard error of a median is given by

$$\frac{\sqrt{DN} (A_2 - A_1)}{2(N_2 - N_1)} = \frac{\sqrt{DN} N}{2P} \quad (10)$$

or

$$\frac{\sqrt{DN} \ln(A_2/A_1)}{\sqrt{N} \ln[(N-N_1)/(N-N_2)]} \quad (11)$$

depending on whether the linear (10) or the Fareto (11) interpolation was used for estimating the median, where



- M = the estimated median
- A_1 and A_2 = the lower and upper boundaries of the interval in which the median falls,
- W = $A_2 - A_1$, the width of the interval in which the median falls,
- N_1 and N_2 = the number of units with the characteristic (e.g., income) less than A_1 and A_2 , respectively,
- F = $N_2 - N_1$, the number of units in the interval in which the median lies,
- N = the total number of units in the frequency distribution,
- b = the appropriate value of the parameter "b".

The following example illustrates the computation of the standard error of a median using linear interpolation. SIPP estimates from the report, "Economic Characteristics of Households in the United States: Third Quarter 1983," Series P-70, No. 1, table 1, show that the estimated median of the average monthly household cash income of females in the third quarter of 1983 was \$1,841 and N = 115,848,000. The appropriate "b" parameter from table 3 of this chapter is 19,911, which must be multiplied by the 3rd quarter factor of 1.22, yielding 24,291. We used the interval defined by $A_1 = \$1,600$, $A_2 = \$1,999$, $N_1 = 50,084,000$, and $N_2 = 62,067,000$. So W = \$399 and F = 12,003,000. Using the formula in equation (10) above the approximate standard error is

$$\frac{\sqrt{(24,291)(115,848,000)(\$399)}}{2(12,003,000)} = \$27.88 \quad (12)$$

Thus, rounding to \$28, the 68 percent confidence interval of the median is from \$1,813 to \$1,869, and the 95 percent confidence interval is from \$1,785 to \$1,897.⁴

⁴The standard error of \$27.88 computed here differs from the standard error of the median found in the report referenced in the text. Since publication of the report, new parameters in table 3 of this chapter were developed based entirely on SIPP data. These parameters, given in this chapter, are to be used in place of those given in the Source and Reliability sections of that report or the Wave 1 Technical Documentation.



Standard Errors of Ratios of Means or Medians

In this section, the correlation between the numerator and denominator, r , is assumed to be zero. So, the standard error for a ratio of means or medians is approximated by this formula:

$$s\left(\frac{x}{y}\right) = \sqrt{\left(\frac{x}{y}\right)^2 \left[\left(\frac{s_y}{y}\right)^2 + \left(\frac{s_x}{x}\right)^2 \right]} \quad (13)$$

The standard errors of the two means or medians are s_x and s_y . If r is actually positive (negative), then this procedure will ^x provide an overestimate (underestimate) of the standard error for the ratio of means and medians.

Nonsampling Error

In addition to sampling error, discussed above, nonsampling errors are also present in SIPP data. Nonsampling errors can be attributed to many sources.

Undercoverage

Some housing units may have been missed in the listing operation prior to sampling; sometimes persons are missed within a sampled household. Past studies of censuses and household surveys have shown that undercoverage varies by age, race, and residence. Ratio estimation to independent age-sex-race population controls partially corrects for the bias due to survey undercoverage. However, biases exist in those estimates insofar as the characteristics of missed persons differ from those of respondents in each age-sex-race group. Further, the independent population controls have not been adjusted for undercoverage in the decennial census. Undercoverage in SIPP relative to the independent controls is about 7 percent for both Wave 1 and Wave 2. The undercoverage rate is likely to increase in subsequent waves due to lack of complete coverage of immigrants, institutional discharges, and movers from military barracks.

Respondent and Enumerator Error

Persons may have misinterpreted certain questions, or there may be an inability or unwillingness to provide the correct information. One source of such inability arises when one household member responds for other members. In another, a number of evaluation programs from the decennial census have suggested that some persons tend to underreport their income. Or, there may be a problem in recalling information, though the shorter reference period employed in SIPP should reduce this problem. The greater detail in SIPP questions and the training of interviewers should help prompt more complete income reporting than in other surveys.



Processing Error

Errors may have been introduced in the handling of the questionnaires by the Census Bureau. The coding of write-in entries for occupation, for instance, is subject to a certain level of mistakes.

Nonresponse*

Nonresponse to particular questions in the survey also allow for the introduction of bias into the data, since the characteristics of nonrespondents may differ from those of respondents.

The initial evaluation of the quality of the data from SIPP show improvements in the accuracy and completeness of the data on income and program participation over that obtained from March CPS. For the third quarter of 1983, SIPP nonresponse rates ranged from a low of about 3 percent for questions about Aid to Families with Dependent Children and food stamp allotments, to about 13 percent for those concerning self-employment income. These rates contrast sharply with the higher nonresponse rates from the March CPS. The rates for CPS range from a low of 9 percent for food stamp allotments to 24 percent for self-employment income.


The reasons attributed to the improvement in the measurement of income are SIPP's shorter recall period, and more emphasis in SIPP on complete and accurate reporting of income data. For example, in determining assets respondents are asked about type of ownership (whether jointly held) as well as value. Respondents are called back when information is incomplete.

The nonresponse rate for monthly wage and salary income overall averaged about 6.2 percent for the initial SIPP interviews. However, proxy responses caused significantly higher nonresponse rates for some of the key items.

The nonresponse rate for self-respondents, which accounted for 64 percent of the total, was 4.6 percent, while the rate for proxy respondents was 9.0 percent.

Noninterview rates for the first two waves of SIPP are 4.8 percent for Wave 1 and 9.4 percent for Wave 1 and Wave 2 combined. Most of these cases (77 percent) were refusals, but other cases included "no one at home" and "temporarily absent". These rates are an improvement on the rates experienced in the Income Survey Development Program (ISDP), a predecessor to SIPP, and are comparable with rates obtained in CPS. Since SIPP does not replenish a panel in the same manner as CPS, the SIPP noninterview rate will climb considerably above the monthly CPS rate. The Bureau has used complex techniques to adjust the weights for nonresponse, but the success of these techniques in avoiding bias is unknown.

Data quality issues in SIPP are also discussed in "Economic Characteristics of Households in the United States: Fourth Quarter 1983," Series P-70-83-4, Appendix D. This appendix includes comparisons of nonresponse in SIPP and the



March 1984 CPS, as well as comparisons of estimates derived from SIPP with independent estimates for several income types.

Imputation

There are almost no missing data on SIPP microdata files. Nonresponse by an entire household is dealt with in the weighting procedures. That is, noninterviewed households are given zero weights and interviewed households are weighted up to compensate. When an individual within the household refuses the interview or when a response to an individual question is missing, beginning with Wave 2, census computers make imputations for the missing data. For Wave 1, nonresponse to an entire questionnaire by an individual caused the household to receive a zero weight. If the person answered a certain minimum group of questions in Wave 1, the responses to the other items were imputed. Imputations involve the replacement of missing data after Wave 1 with a corresponding value from a housing unit or person having certain other characteristics in common with the unit or person in question.

In general this imputation procedure enhances the usefulness of the data. It simplifies processing for the microdata user by eliminating "not reported" categories. Imputation also enhances the accuracy of the data on targeted characteristics. By imputing a missing characteristic with that of someone similar in other key aspects, the user can work with a more complete data set. When an imputed characteristic is aggregated over a sizable number of persons, deviations from actual (unknown) values tend to even out. Using imputed values also yields more accuracy than substituting the mean for missing data, since the mean would be based on persons perhaps substantially different from those with the missing items. On the other hand, use of imputed values can harm the accuracy of characteristics that were not targeted. The targeted characteristics concern socioeconomic stratum.

Inclusion of Imputation Flags

If the characteristics of nonrespondents are systematically different from the characteristics of respondents, as may well be the case for income variables, then it is possible that the imputation system masks certain biases due to nonresponse. For this reason the SIPP microdata files include flags for many data items which allow the user to discriminate between those responses which were actually reported and those entries which were supplied through imputations. These flags, or imputation indicators, appear at the end of the household, person and income records in the SIPP relational microdata file, and at the end of appropriate sections within the records of the rectangular file, generally corresponding one-for-one with specific data items.

In the example in figure 4, the data item for earned income received from a particular job in a particular month is shown on the top half. A sample value of 2000 is illustrated, i.e., \$2000 of income last month. Its corresponding imputation flag is shown on the bottom half. Note that the description of the impu-



tation flag cites the field name for the corresponding item, WS1-2032. The sample value of 1 in the imputation flag indicates that the original respondent failed to answer the corresponding question, or the entry supplied was unusable for some reason, and that therefore the information in the data item above was imputed from that of another person.

In examining only the income amounts, one would not know that the \$2000 was imputed rather than actually reported by the individual. Only by cross-tabulating income by imputation status can one recognize an imputed income.

FIGURE 4. Illustration of an Imputation Flag

<u>Sample Data Item</u>	Data Dictionary	Sample Values
	(Wage and Salary Record)	
D WS1-2032	5 3293	\$2000
	What was the total amount of pay that ... received before deductions on this job last month (month 4). Range = -9,33332.	
U Persons 15 years old and older		
V -9,Not in universe		
O.None		
 <u>Corresponding Imputation Flag</u>		
D WS1CAL01	1 3321	1
	Field 'WS1-2032' was imputed	
V 0 .No imputed input		
1 .Imputed input		

Editing

There are also a number of demographic characteristics from the control card which should not require imputation, but may need to be edited for consistency with other information from the household. In these cases there are no imputation flags, but the file includes both the edited value and the value prior to computer editing, referred to as preedited or unedited. These items are identified by a "U" at the start of the 8-character mnemonic identifying variables in the data dictionary. To detect whether a particular edit had any impact on the data, compare a given data item with its preedited or unedited counterpart.

Uses of Imputation Flags

Although the Bureau could theoretically evaluate the above-cited sources of error--undercoverage, respondent and enumerator error, processing error and nonresponse--it does not do so for SIPP. Thus it is not possible to provide adjustment factors which could somehow be used to "correct" data. On the other hand, the user of the microdata files can study the impact of imputations made for nonresponse.



An analyst can use imputation flags or unedited items in several different ways. First, by computing the rate of imputation one can evaluate the quality of certain data items. For instance, one could find out whether persons receiving aid from the government are less likely to report their other sources of income than persons not participating in such programs.

Imputation flags allow characteristics of nonrespondents to be studied. Do nonrespondents tend to be younger or older, for example, than the rest of the population?

One can exclude imputed data from crosstabulations that might be sensitive to the imputation process. For instance, in comparing the earnings of doctors and dentists, high imputation rates might make the tabulations questionable, since missing income on a doctor's or dentist's record would be imputed from a pool of possible donors which includes a much broader range of professional occupations. Thus, to make sure you are comparing only doctor's incomes with dentist's incomes, it would be appropriate to exclude all cases with either occupation or income imputed.

See the attached listing for a description of the available products from the Survey of Income and Program Participation (SIPP). Please note that Working Paper 8401 was revised in December 1985 to account for program additions and changes which took place in 1985. If you want to receive any of these products, put a check by the appropriate number and mail to:

Daniel Kasprzyk, Special Assistant
Population Division, Room 2025-3
Bureau of the Census
Washington, D.C. 20233

SIPP Working Papers

<u>1984</u>	<u>1985</u>	<u>1986</u>
_____ 8401 (Update No. 1, revised 12/85)	_____ 8501	_____ 8601
_____ 8402	_____ 8502	_____ 8602
_____ 8403	_____ 8503	_____ 8603 Forthcoming
_____ 8404	_____ 8504	_____ 8604
_____ 8405	_____ 8505	_____ 8605 Forthcoming
_____ 8406	_____ 8506	_____ 8606 Forthcoming
_____ 8407	_____ 8507	_____ 8607

Compilations of ASA Papers

_____ 1984 _____ Journal of Economic & Social Measurement
_____ 1985

Current Population Reports, Series P-70

"Economic Characteristics of Households in the United States"

_____ P-70, No. 1
_____ P-70-83-4
_____ P-70, No. 3
_____ P-70, No. 4
_____ P-70, No. 5

I would like to be taken off the mailing list

I would like to be notified when new products on the Survey of Income and Program Participation (SIPP) become available.

NAME: _____

ADDRESS: _____

AFFILIATION: _____



SIPP WORKING PAPERS - 1984

- 8401 - (Update No. 1, Revised 12/85) "An Overview of the Survey of Income and Program Participation," by D. Nelson, D. B. McMillen, and D. Kasprzyk.
- 8402 - "Toward a Longitudinal Definition of Households," by D. B. McMillen and R. A. Herriot.
- 8403 - "Papers Presented at the Survey of Income and Program Participation, Session I, at the annual meeting of the American Statistical Association in Philadelphia, Pa., August 13-16, 1984." The papers presented include:
- a. "An Analysis of Turnover in the Food Stamp Program," by T. Carr and I. Lubitz, Mathematica Policy Research, Inc.
 - b. "The Measurement of Household Wealth in SIPP," by E. J. Lamas and J. M. McNeil, Census.
 - c. "The Wealth and Income of Aged Households," by D. P. Radner, Social Security Administration.
- 8404 - "Papers Presented at the Survey of Income and Program Participation, Session II, at the annual meeting of the American Statistical Association in Philadelphia, Pa., August 13-16, 1984." The papers given include:
- a. "Toward a Longitudinal Definition of Households," by D. B. McMillen and R. A. Herriot.
 - b. "Lifetime Work Experience and Its Effect on Earnings," by J. M. McNeil, Census, and J. T. Salvo, New York City Department of Planning.
 - c. "Panel Surveys as a Source of Migration Data," by D. Dahmann, Census.
 - d. "SIPP and CPS Labor Force Concepts: A Comparison," by P. M. Ryscavage, Census.
 - e. "Matching Economic Data to the Survey of Income and Program Participation: A Pilot Study," by S. Haber, George Washington University, and P. Ryscavage, D. Sater, and V. Valdisera, Census.
- 8405 - "The Survey of Income and Program Participation," by R. A. Herriot and D. Kasprzyk, Census.



- 8406 - "Papers Presented at the Survey of Income and Program Participation, Session III, at the annual meeting of the American Statistical Association in Philadelphia, Pa., August 13-16, 1984." The papers given include:
- a. "Obtaining a Cross-Sectional Estimate From a Longitudinal Survey: Experiences of the ISDP," by H. Huang, Census.
 - b. "Weighting of Persons for SIPP Longitudinal Tabulations," by D. Judkins, D. Hubble, J. Dorsch, D. B. McMillen, and L. Ernst, Census.
 - c. "Longitudinal Family and Household Estimation in SIPP," by L. Ernst, D. Hubble, and D. Judkins, Census.
 - d. "Early Indications of Item Nonresponse in SIPP," by J. Coder and A. Feldman, Census.
- 8407 - "Papers Presented at the Survey of Income and Program Participation, Session IV, at the annual meeting of the American Statistical Association in Philadelphia, Pa., August 13-16, 1984." The papers given include:
- a. "Month-to-Month Income Reciprocity Changes in the ISDP," by J. C. Moore and D. Kasprzyk, Census.
 - b. "Findings From the Student Follow-Up Investigation of the 1979 ISDP," by A. M. Roman and D. V. O'Brien, Census.
 - c. "The ISDP 1979 Research Panel as a Methodological Survey: Implications for Substantive Analysis," by R. A. Kulka, Research Triangle Institute.
 - d. "Some Data Collection Issues for Panel Survey with Application to SIPP," by A. Jean and E. K. McArthur, Census.
 - e. "Managing the Data From the 1979 ISDP," by P. Doyle and C. Citro, Mathematica Policy Research, Inc.



SIPP WORKING PAPERS - 1985

- 8501 - "The Survey of Income and Program Participation: Uses and Applications," by K. S. Short, Census.
- 8502 - "Applications of a Matched File Linking the Bureau of the Census Survey of Income and Program Participation and Economic Data," by S. Haber, George Washington University.
- 8503 - "Using the Survey of Income and Program Participation for Research on the Older Population," by D. B. McMillen, C. M. Taeuber, and J. Marks, Census.
- 8504 - "Summary of the Content of the 1984 Panel of the Survey of Income and Program Participation," by D. T. Frankel, Census.
- 8505 - "Enhancing Data From the Survey of Income and Program Participation With Data From Economic Censuses and Surveys," by D. K. Sater, Census.
- 8506 - "Methodologies for Imputing Longitudinal Survey Items," by Y. Huggins, L. Weidman, and M. E. Samuel, Census.
- 8507 - "New Household Survey and the CPS: A Look at Labor Force Differences," by P. M. Ryscavage, Census, and J. E. Bregger, Bureau of Labor Statistics.



SIPP WORKING PAPERS - 1986

- 8601 - "Some Aspects of SIPP," by Roger Herriot and Daniel Kasprzyk, Census.
- 8602 - "Nonsampling Error Issues in the SIPP," by Graham Kalton, University of Michigan, David McMillen, and Daniel Kasprzyk, Census.
- 8603 - "An Investigation of Model-Based Imputation Procedures Using Data from the Income Survey Development Program," by Vicki J. Huggins and Lynn Weidman, Census. (FORTHCOMING)
- 8604 - "Food Stamp Participation: A Comparison of SIPP with Administrative Records," by Steve Carlson and Robert Dalrymple, Food and Nutrition Services.
- 8605 - "SIPP Longitudinal Household Estimation for the Proposed Longitudinal Definition," by Lawrence R. Ernst, Census (FORTHCOMING)
- 8606 - "A Comparison of Seven Imputation Procedures for the 1979 Panel of the Income Survey Development Program," by Vicki J. Huggins, Census (FORTHCOMING)
- 8607 - "An Investigation of the Imputation of Monthly Earnings for the Survey of Income and Program Participation Using Regression Models," by Vicki J. Huggins and Lynn Weidman, Census



COMPILATIONS OF ASA PAPERS FOR 1984 AND 1985

In August 1984, five sessions concerning SIPP were included in the Annual meeting of the American Statistical Association in Philadelphia, PA. The papers presented in these sessions have been consolidated in: "Survey of Income and Program Participation and Related Longitudinal Surveys: 1984."

This volume not only includes the final version of some of the papers offered in the SIPP Working Paper Series, Nos. 8402-8407, but also includes papers that were unavailable at the time the working papers were released, and papers from the discussants at the meeting. These papers include:

"An Analysis of Turnover in the Food Stamp Program," written by T. Carr and I. Lubitz, Mathematica Policy Research, Inc.

"Using Subjective Assessments of Income to Estimate Family Equivalences Scales: A Report on Work in Progress," written by D. Vaughan, Social Security Administration.

"Longitudinal Item Imputation in a Complex Survey," written by M. E. Samuël and Y. Huggins, Census.

"The German Socio-Economic Panel," written by Ute Hanefeld, Deutsches Institut für Wirtschaftsforschung.

"Household Market and Nonmarket Activities--The First Year of a Swedish Panel Study," written by N. Anders Klevmarken, University of Goteborg, Sweden.

"The Australian National Longitudinal Survey," written by Ian McRae, Bureau of Labour Market Research, Australia.

In August 1985, two sessions concerning SIPP were included in the ASA meeting held in Las Vegas, Nevada. The papers are consolidated in "Survey of Income and Program Participation: 1985."

These papers are included:

"Item Nonresponse in the Survey of Income and Program Participation," written by D. B. McMillen and D. Kasprzyk, Census.

"Characteristics of Sample Attrition in the Survey of Income and Program Participation," written by E. McArthur and K. S. Short, Census.

"Compensating for Wave Nonresponse in the 1979 ISDP Research Panel," written by G. Kalton, J. Lepkowski, and Ting-Kwong Lin, University of Michigan.

"Alternative Definitions of Longitudinal Households in the Income Survey Development Program: Implications for Annual Statistics," written by C. F. Citro, Census.



COMPILATIONS OF ASA PAPERS
FOR 1984 AND 1985

Page 2

"Do We Learn From the Past Experience When Constructing Complex Data?," written by P. Doyle, Mathematica Policy Research, Inc.

"Operationalizing the Poverty Line in a Survey Using Subannual Reference Periods," written by D. Vaughan, Social Security Administration.

"Short Term Change in Household and Family Structure," written by H. Koo, Research Triangle Institute.

"Characteristics of Program Participants: Some Early Evidence From SIPP," written by D. B. McMillen, Census.

"An Exploration of the Applicability of Hazards Models in Analyzing the Survey of Income and Program Participation: Labor Force Transitions," written by K. S. Short and K. Woodrow, Census.


"Gross Changes in Income Reciprocity from the Survey of Income and Program Participation," written by D. Burkhead and J. Coder, Census.

"Designing a Data Center for SIPP: An Observatory for the Social Sciences," written by M. David, University of Wisconsin.

Discussants:

John Czajka, Mathematica Policy Research

Robert Teitel, Teitel Data Systems



Current Population Reports, Household Economic Studies, Series P-70--
"Economic Characteristics of Households in the United States"

Third Quarter 1983 (P-70, No. 1)

Fourth Quarter 1983 (P-70-83-4)

First Quarter 1984 (P-70, No. 3)

Second Quarter 1984 (P-70, No. 4)

Third Quarter 1984 (P-70, No. 5)

(These reports contain average monthly data from the SIPP.)



JOURNAL OF ECONOMIC AND SOCIAL MEASUREMENT

Volume 13, Numbers 3 and 4, 1985

Contents

Special Issue: Survey of Income and Program Participation

Guest Editor: Martin David

- | | |
|---|-----|
| MARTIN DAVID
Introduction: The Design and Development of SIPP | 213 |
| Demographic Dynamics | |
| HAROLD W. WATTS
The Scientific Potential of SIPP for Analysis of Living Arrangements for Families and Households | 225 |
| THOMAS J. ESPENSHADE and DOUGLAS A. WOLF
SIPP Data on Marriage, Separation, Divorce, and Remarriage: Problems, Opportunities, and Recommendations | 229 |
| GREG J. DUNCAN
A Framework for Tracking Family Relationships Over Time | 237 |
| Major Social Issues | |
| REYNOLDS FARLEY
Understanding Racial Differences and Trends: How SIPP Can Assist | 245 |
| CAROLYN SHAW BELL
SIPP and the Female Condition | 263 |
| MARY JO BANE and JAMES WELSH
SIPP's Potential Contributions to Policy Research on Children | 273 |
| Enhancing Data on Human Capital | |
| GARY S. FIELDS and GEORGE H. JAKUBSON
Labor Market Analysis Using SIPP | 281 |
| TIMOTHY M. SMEEDING
The Scientific Potential of SIPP: Its Content and Methods Regarding Fringe Benefits, Noncash Income, and the Value of Government Services | 287 |
| GAIL R. WILENSKY
SIPP and Health Care Issues | 295 |
| MICHAEL R. OLNECK
Critique of Questions Pertaining to Education in SIPP | 299 |



Improving the Design of SIPP	
MARTIN DAVID The Distribution of Income in the United States: Implications for the Design of the SIPP Panel	305
GRAHAM KALTON and JAMES LEPKOWSKI Following Rules in SIPP	319
SHELDON E. HABER A Perspective on Linking SIPP to Administrative and Statistical Records	321
JAMES D. SMITH A Little SIPP: Old Wine in New Bottles—Let's Recask It	341
Analysis of Families Over Time	
DAVID BYRON McMILLEN and ROGER HERRIOT Toward a Longitudinal Definition of Households	349
GREG J. DUNCAN and MARTHA S. HILL Conceptions of Longitudinal Households: Fertile or Fossil?	361
MARTIN DAVID, RICHARD C. ROCKWELL, ALICE ROBBIN, and FRANKLIN W. MONFORT Summary of the SIPP Conference and Recommendations of the Conference	377
MARTIN DAVID, ALICE ROBBIN, and RICHARD C. ROCKWELL Summary and Recommendations: Second NSRC Symposium on the Scientific and Research Potential of SIPP—June 23-29, 1985	385
Participants in the Symposium on the Scientific Potential of SIPP: Critiques of Its Content and Methods. Brookings Institution, Washington, D.C., November 11-13, 1984	393

APPENDIX B GLOSSARY OF SELECTED TERMS

Population coverage. The estimates are restricted to the civilian noninstitutional population of the 50 States and members of the Armed Forces living off post or with their families on post.

Farm-nonfarm residence. The farm population refers to rural residents living on farms. Under this definition, a farm is any place in rural territory from which sales of crops, livestock, and other agricultural products amounted to \$1,000 or more during the previous 12-month period.

Householder. Survey procedures call for listing first the person (or one of the persons) in whose name the home is owned or rented. If the house is owned jointly by a married couple, either the husband or the wife may be listed first, thereby becoming the reference person, or householder, to whom the relationship of the other household members is recorded. One person in each household is designated as the "householder." The number of householders, therefore, is equal to the number of households.

Household. A household consists of all persons who occupy a housing unit. A house, an apartment or other group of rooms, or a single room is regarded as a housing unit when it is occupied or intended for occupancy as separate living quarters; that is, when the occupants do not live and eat with any other persons in the structure and there is either (1) direct access from the outside or through a common hall or (2) a kitchen or cooking equipment for the exclusive use of the occupants.

A household includes the related family members and all the unrelated persons, if any, such as lodgers, foster children, wards, or employees who share the housing unit. A person living alone in a housing unit or a group of unrelated persons sharing a housing unit as partners is also counted as a household. The count of households excludes group quarters. Examples of group quarters include rooming and boarding houses, college dormitories, and convents and monasteries.

Family. A family is a group of two or more persons (one of whom is the householder) related by birth, marriage, or adoption and residing together; all such persons (including related subfamily members) are considered members of one family.

Family household. A family household is a household maintained by a family; any unrelated persons (unrelated subfamily members and/or secondary individuals) who may be residing there are included. The number of family households is equal to the number of families. The count of family household members differs from the count of family members, however, in that the family household members include all persons living in the household, whereas family members include only the householder and his/her relatives.

Nonfamily household. A nonfamily household is a household maintained by a person living alone or with nonrelatives only.

Race. The population is divided into groups on the basis of race: White; Black; American Indian, Eskimo, or Aleut; Asian or Pacific Islander; and "other races."

Persons of Spanish origin. Persons of Spanish origin were determined on the basis of a question that asked for self-identification of the person's origin or descent. Respondents were asked to select their origin (or the origin of some other household member) from a "flash card" listing ethnic origins. Persons of Spanish origin, in particular, were those who indicated that their origin was Mexican, Puerto Rican, Cuban, Central or South American, or some other Spanish origin. It should be noted that persons of Spanish origin may be of any race.

Work disability. Persons were classified as having a work disability if they were identified by the respondent as having a physical, mental, or other health condition that limits the kind or amount of work they can do.

Monthly income. The monthly income estimates for households are based on the sum of the monthly income received by each household member age 15 years old or over.

Cash income includes all income received from any of the sources listed in Appendix B-1. Rebates, refunds, loans, and capital gain or loss amounts from the sale of assets, and interhousehold transfers of cash such as allowances are not included. Accrued interest on Individual Retirement Accounts, KEOUGH retirement plans, and U.S. Savings bonds are also excluded. This definition differs somewhat from that used in the annual income reports based on the March CPS income supplement questionnaire. These data, published in the Consumer Income Series, P-60, are based only on income received in a regular or periodic manner and, therefore, exclude lump-sum or one-time payments such as inheritances and insurance settlements. The March CPS income definition, however, does exclude the same income sources excluded by SIPP.

The income amounts represent amounts actually received during the month, before deductions for income and payroll taxes, union dues, Part B Medicare premiums, etc.

The SIPP income definition includes three types of earnings: wages and salary, nonfarm self-employment, and farm self-employment. The definition of nonfarm self-employment and farm self-employment is not based on the net difference between gross receipts or sales and operating expenses, depreciation, etc. The monthly amounts for these income types are based on the salary or other income received from the business by the owner of the business or farm during the 4-month reference period.

The Bureau of Labor Statistics publishes quarterly averages for an earnings concept called "usual weekly earnings" for employed wage and salary workers. The concept differs from the SIPP earnings concept since it is based on usual, not actual earnings, excludes the self-employed, and excludes earnings from secondary jobs.

While the income amounts from most sources are recorded monthly for the 4-month reference period, property income amounts, interest, dividends, rental income, etc., were recorded as totals for the 4-month period. These totals were distributed equally between months of the reference period for purposes of calculating monthly averages.

Means-tested benefits. The term means-tested benefits refers to programs that require the income or assets (resources) of the individual or family be below specified guidelines in order to qualify for benefits. These programs provide cash and noncash assistance to the low-income population. The major sources of means-tested cash and noncash assistance are shown in Appendix B-2.

Medicare. This term refers to the Federal Health Insurance Program for the Aged and Disabled as provided for by Title XVIII of the Social Security Act. The phrase "Medicare covered" refers to persons enrolled in the Medicare program, regardless of whether they actually utilized any Medicare covered health care services during the survey reference period.

Medicaid. This term refers to the Federal-State program of medical assistance for low-income individuals and their families as provided for by Title XIX of the Social Security Act. The phrase "Medicaid covered" refers to persons enrolled in the Medicaid program, regardless of whether they actually utilized any Medicaid covered health care services during the survey reference period.

Unemployment compensation. This term refers to cash benefits paid to unemployed workers through a State or local unemployment agency. These include all benefits paid under the Federal-State unemployment insurance program as established under the Social Security Act, as well as those benefits paid to State and local government employees, Federal civilian employees, and veterans.

Low-Income Home Energy Assistance Program. Benefits from the Federally funded LIHEAP authorized by Title XXVI of the Omnibus Budget Reconciliation Act of 1981, or comparable assistance provided through State funded assistance programs, may be received in the form of direct payment to the household as reimbursement for heating or cooling expenses or paid directly to the fuel dealer or landlord.

Special Supplemental Food Program for Women, Infants, and Children (WIC). Benefits are received in the form of vouchers that are redeemed at retail stores for specific supplemental nutritious foods. Eligible low-income recipients are infants and children up to age five and pregnant, postpartum, and breastfeeding women.

With a job. Persons are classified "with a job" in a given month if they were 16 years old or over and, during the month, either (a) worked as paid employees or worked in their own business or profession or on their own farm or worked without pay in a family business or farm or (b) were temporarily absent from work either with or without pay. In general, the word "job" implies an arrangement for regular work for pay where payment is in cash wages or salaries, at piece rates, in tips, by commission, or in kind (meals, living quarters, supplies received). "Job" also includes self-employment at a business, professional practice, or farm. A business is defined as an activity which involves the use of machinery or equipment in which money has been invested or an activity requiring an office or "place of business" or an activity which requires advertising; payment may be in the form of profits or fees.

The Current Population Survey (CPS), the official source of labor force statistics for the Nation, uses the same definition for a job or business. The term "with a job," however, should not be confused with the term "employed" as used in the CPS. "With a job" includes those who were temporarily absent from a job because of layoff and those waiting to begin a new job in 30 days; in the CPS these persons are not considered "employed." See "Worked each week" below.



Worked each week. Persons "worked each week" in a month if, for the entire month, they were "with a job" and not "absent without pay" from the job. In other words, a person worked each week in any month when they were (a) on the job the entire month, or (b) they received wages or a salary for all weeks in the month, whether they were on the job or not. Persons also worked each week if they were self-employed and spent time during each week of the month at or on behalf of the business or farm they owned, as long as they received or expected to receive profit or fees for their work.

In the CPS, the concept "at work" includes those persons who spent at least 1 hour during the reference week at their job or business. In the CPS, however, "at work" does not include persons who were temporarily absent from their jobs during the entire reference week on paid vacation, sick leave, etc. In SIPP, "worked each week" does include persons on paid absences.

Absent 1 or more weeks. Absent 1 or more weeks means absent without pay from a job or business. Persons were absent without pay in a month if they were "with a job" during the entire month, but were not at work at that job during at least 1 full week (Sunday through Saturday) during the month, and did not receive wages or a salary for any time during that week. Reasons for an unpaid absence include vacation, illness, layoff, bad weather, labor disputes, and waiting to start a new job.

Looking for work. Persons who "looked for work" in a given month are those who were 16 years old or over and (a) were without a job during at least 1 week during the month; (b) tried to get work or establish a business or profession in that week, and (c) were available to accept a job. Examples of jobseeking activities are (1) registering at a public or private employment office, (2) meeting with prospective employers, (3) investigating possibilities for starting a professional practice or opening a business, (4) placing or answering advertisements, (5) writing letters of application, and (6) being on a professional register.

The CPS uses a similar concept of "looking for work." The term "unemployed" as used in the CPS includes persons who were looking for work in the reference week and those who were "on layoff" or "waiting to begin a new job in 30 days."


Layoff. In general, the work "layoff" means release from a job because of slack work, material shortages, inventory taking, plant remodeling, installation of machinery, or other similar reasons. For this survey, persons were also on "layoff" who did not have job but who responded that they had spent at least 1 week on layoff from a job and that they were available to accept a job.

In addition, persons were on "layoff" in a given month if they were 16 years old or over and (a) were "with a job" but "absent without pay" from that job for at least 1 full week during that month, and (b) they responded that their main reason for being absent from their job or business was "layoff." "On layoff" also includes a small number of persons who responded that they were waiting to report to a new wage and salary job that was to begin within 30 days. In other words, persons waiting to begin a new job are classified together with persons waiting to return to a job from which they have been laid off.

Full time and part time. The data on full- and part-time workers pertain to the number of hours a person usually worked per week during the weeks worked in the 4-month reference period of the survey. If the hours worked per week varied considerably, the respondent was asked to report an approximate average of the actual hours worked each week.

Persons 16 years old and over who reported usually working 35 or more hours each week during the weeks they worked are classified as "full-time" workers; persons who reported that they usually worked fewer than 35 hours are classified as "part-time" workers. The same definitions are used in the CPS.

With labor force activity. The term "with labor force activity" includes all persons with a job (as defined above) and those looking for work or on layoff from a job for at least 1 week during a given month. Conversely, those persons "with no labor force activity" had no job, were not on layoff from a job and made no effort to find a job during the month.




SURVEY OF INCOME AND PROGRAM PARTICIPATION (SIPP)

WAVE 7 RELATIONAL MICRODATA FILE

TECHNICAL DOCUMENTATION

TECHNICAL INFORMATION


10/10/10



USER NOTES

This section will contain information relevant to SIPP that becomes available after the file is released. The cover letter to the updated information should be filed behind this page.

User Notes will be sent to all users who (1) purchased their file (or technical documentation) from the Census Bureau and (2) returned the coupon following the title page.





UNITED STATES DEPARTMENT OF COMMERCE
Bureau of the Census
Washington, D.C. 20233

Survey of Income and Program Participation (SIPP)
Wave 7 Relational Microdata File

User Note No. 1

Attached is a revised list of "a" and "b" parameters to use with wave 7.
Replace page 21 in your documentation with the revised sheet.

This page has been inserted into master documentation.

December 1986

Vertical line on the left side of the page.

Vertical line on the right side of the page.

Horizontal line at the bottom of the page.

Vertical line on the left side of the page.

Horizontal line at the top of the page.



UNITED STATES DEPARTMENT OF COMMERCE
Bureau of the Census
Washington, D.C. 20233

Survey of Income and Program Participation (SIPP)


Wave 7 Relational Microdata File


User Note No. 2

Appendix B is attached showing corrected record type counts. Please replace the corresponding page in your technical documentation with this revised sheet.

Page has been inserted into documentation.

Revised 3/87







UNITED STATES DEPARTMENT OF COMMERCE
Bureau of the Census
Washington, D.C. 20233

Survey of Income and Program Participation (SIPP)
Wave 7 Relational Microdata File

User Note No. 3

Attached is a revised list of "a" and "b" parameters to use with wave 7. Please replace page 21 in your documentation with the revised sheet.

May 1987






Updated SIPP 1984 GENERALIZED VARIANCE PARAMETERS FOR
WAVE 6, WAVE 7 AND WAVE 9 PUBLIC USE FILES

<u>CHARACTERISTIC</u>	<u>a</u>	<u>b</u>
PERSONS¹		
Total or White		
16+ Program Participation and Benefits, Poverty (3)		
Both Sexes	-0.0001144	20,370
Male	-0.0002404	20,370
Female	-0.0002182	20,370
16+ Income and Labor Force (4)		
Both Sexes	-0.0000390	6,944
Male	-0.0000819	6,944
Female	-0.0000744	6,944
All Others ² (5)		
Both Sexes	-0.0001082	25,255
Male	-0.0002233	25,255
Female	-0.0002097	25,255
Black		
Poverty (1)		
Both Sexes	-0.0006186	17,372
Male	-0.0013269	17,372
Female	-0.0011595	17,372
All Others (2)		
Both Sexes	-0.0003327	9,343
Male	-0.0007131	9,343
Female	-0.0006236	9,343
HOUSEHOLDS/Families/Unrelated Individuals		
Total or White	-0.0000993	8,582
Black	-0.0006246	5,929

¹For cross-tabulations, use the parameters of the characteristic with the smaller number within the parentheses.

²For example, use these parameters for retirement and pension tabulations, 0+ program participation, 0+ benefits, 0+ income, and 0+ labor force tabulations, in addition to any other types of tabulations not specifically covered by another characteristic in this table.







ABSTRACT

Survey of Income and Program Participation
(SIPP) Wave 7 Relational Microdata File [machine-
readable data file] / conducted by the U.S. Bureau
of the Census. --Washington: The Bureau [producer
and distributor], 1986.

TYPE OF FILE:

Microdata; units of observation are individuals, families, and households.

UNIVERSE DESCRIPTION:

The universe is the resident population of the United States, but excluding persons living in institutions and military barracks.

SUBJECT-MATTER DESCRIPTION:

The file contains basic demographic and social characteristic data for each member of the household. These include age, sex, race (White; Black; American Indian, Eskimo, and Aleut; Asian or Pacific Islander; and Other), ethnic origin (23 categories including 7 Spanish origin categories), marital status, household relationship, education, and veteran status.

Limited data are provided on housing unit characteristics such as units in structure, tenure, access, and complete kitchen facilities.

Core questions, which are repeated at each interview, cover labor force activity, types and amounts of income, and participation in various cash and noncash benefit programs for each month of the four-month reference period. Data for employed persons include number of hours and weeks worked, earnings, and weeks without a job. Nonworkers are classified as unemployed or not in the labor force. In addition to income data associated with labor force activity, data include nearly 50 other types of income. Core data also cover post secondary school attendance, public or subsidized rental housing, low-income energy assistance, and school breakfast and lunch participation.

Persons interviewed in Wave 7 were asked the core questions as well as questions on assets and liabilities, and pension plan coverage. This file contains data only for the core questions. A later file will contain both core and topical module data.

The sample consists of 4 rotation groups, each interviewed in a different month from September to December 1985. For each group the reference period for reporting labor force activity and income is the four calendar months preceding the interview month.

SIPP is a longitudinal survey where each sampled household and each descendent household is reinterviewed at 4-month intervals for 9 interviews or "waves." This file contains the results of the seventh interview. Unique codes are included on each record to allow linking together the same persons with the preceding and subsequent waves.



GEOGRAPHIC COVERAGE:

United States. Codes are included for 38 individual States, although the sample was not designed to produce State estimates. Areas in the SIPP sample in six other States are identified in two groups for confidentiality reasons. Some cases are coded to other States not originally sampled, reflecting persons in the original sample who moved. The file identifies a subsample of metropolitan residents, along with codes for selected metropolitan statistical areas (MSA's) and consolidated metropolitan statistical areas (CMSA's).

TECHNICAL DESCRIPTION:

FILE STRUCTURE: Modified hierarchical.

FILE SIZE: 206,401 logical records; 1,740 character logical record length.

FILE SORT SEQUENCE

OF SAMPLE UNITS: Rotation group (i.e., month of interview) by FIPS State of sampling unit within rotation group by sample unit identification number.

FILE RECORD SEQUENCE


WITHIN SAMPLE UNIT: There are eight record types as follows: Sample Unit, Household, Family, Person, Wage and Salary Job, Self-employment Job, General Income Amounts 1, and General Income Amounts 2. Within each sampling unit, records are sequenced by type; that is, they are not strictly hierarchical. For example, multiple family records are linked to corresponding person records by pointers, not sequence.

REFERENCE MATERIALS:

Survey of Income and Program Participation (SIPP) Wave 7 Relational Microdata File Technical Documentation. The documentation includes this abstract, the data dictionary, an index to the data dictionary, relevant code lists, a questionnaire facsimile, and general information relevant to SIPP. One copy of the technical documentation accompanies each file order but may also be purchased separately for \$18 from Data User Services Division, Customer Services, Bureau of the Census, Washington, D.C. 20233.

Survey of Income and Program Participation (SIPP) Users' Guide. The Users' Guide contains general information on the background, survey content, sample design, and procedures for estimation and calculation of sampling variability, as well as a glossary of selected terms. The Users' Guide is not yet available.

Interviewers' Manual (1984). Survey of Income and Program Participation. U.S. Department of Commerce, Bureau of the Census. The Manual is available for \$10 from Data User Services Division, Customer Services, Bureau of the Census, Washington, D.C. 20233.



RELATED PRINTED REPORTS:

See Appendix A--Bibliography in the General Information section of the technical documentation for information on products available from SIPP. These products include working papers, compilations of papers presented at annual meetings of the American Statistical Association, articles appearing in the Journal of Economic and Social Measurement, and reports in the P-70 series of the Current Population Reports.

RELATED MACHINE-READABLE DATA FILES:

SIPP files are available from Data User Services Division, Customer Services, Washington, D.C. 20233. An order form is on the following page for your convenience.

<u>Rectangular Files</u>	<u>Number of Reels</u>		<u>Cost</u>	
	<u>1600 bpi</u>	<u>6250 bpi</u>	<u>1600 bpi</u>	<u>6250 bpi</u>
Wave 1 Core	8	2	\$1,120	\$280
Wave 2 Core	6	2	\$ 840	\$280
Wave 3 Core	8	2	\$1,120	\$280
Wave 3 Core & Topical Module	9	3	\$1,260	\$420
Wave 4 Core	8	2	\$1,120	\$280
Wave 4 Core & Topical Module	10	3	\$1,400	\$420
Wave 5 Core	7	2	\$ 980	\$280
Wave 6 Core	7	2	\$ 980	\$280
Wave 7 Core	7	2	\$ 980	\$280

<u>Relational Files</u>	<u>Number of Reels</u>		<u>Cost</u>	
	<u>1600 bpi</u>	<u>6250 bpi</u>	<u>1600 bpi</u>	<u>6250 bpi</u>
Wave 1 Core	11	3	\$1,540	\$420
Wave 2 Core	9	3	\$1,260	\$420
Wave 3 Core	12	3	\$1,680	\$420
Wave 4 Core	12	3	\$1,680	\$420
Wave 5 Core	12	3	\$1,680	\$420
Wave 6 Core	10	3	\$1,400	\$420

A machine-readable data dictionary is available at the end of the last reel at either density or may be purchased separately on 1 reel for \$140.


FILE AVAILABILITY:

The file may be ordered from Data User Services Division using the order form on the following page. A machine-readable dictionary is contained at the end of reel 9 at 1600 bpi and reel 3 at 6250 bpi. It is also available separately for \$140 on 1 reel at either density.

<u>File</u>	<u>Number of Reels</u>		<u>Cost</u>	
	<u>1600 bpi</u>	<u>6250 bpi</u>	<u>1600 bpi</u>	<u>6250 bpi</u>
Wave 7 Relational Core	9	3	\$1,260	\$420

(NOTE: These same microdata are available in a rectangular format where all information for the sample unit, households, families, and persons is recorded on a single long record.)







FILE INFORMATION

File Structure

All records pertaining to a sampling unit appear together. There are 8 different types of records occurring at 5 different levels. A count of records by record type is available in Appendix B of the technical documentation.

- Level 1: sampling unit
- Level 2: household
- Level 3: family
- Level 4: person
- Level 5: income source - wage and salary job, self-employment job, general income amounts 1, and general income amounts 2.

Within sampling unit, records are sequenced by level and record type. Pointers (i.e., record numbers or indices) on each record link it to records at the next higher and/or lower levels as appropriate. For example, persons are not necessarily sequenced together within family, but pointers appear on each family record linking it to each member, and pointers on the person record link it to applicable family records. Likewise, the records for individual jobs or other sources of income point to the person receiving the income, and each person record points to income records for each of the types of income received.

(Note: These same microdata also are available on a rectangular file for easier processing.)

Geographic Coverage

Geographic codes are found only on the sample unit record and the household record. State codes are shown except for six States which are identified in two groups. A subsample of metropolitan residents is identified along with codes for selected metropolitan statistical areas (MSA's) and consolidated metropolitan statistical areas (CMSA's). Family, person, and income records do not contain geographic codes. Pointers to the sample unit and household records can be used to transfer geographic codes to the other records.

The sample was not designed to produce State or MSA/CMSA level estimates. State codes are primarily useful in relating a respondent's reciprocity of benefits to thresholds which may vary from State to State. MSA/CMSA codes may be used in relating respondent characteristics with contextual variables.

Identification Number System

The SIPP identification scheme is designed to uniquely identify individuals in each wave, provide a means of linking the same individuals over time, and group individuals into households and families over time.

The various components of the identification scheme are listed below:

- Sample Unit Identification Number
- Address ID
- Entry Address ID
- Person Number



The sample unit identification number was created by scrambling together the PSU, segment, and serial numbers used for Census Bureau administrative purposes. This identifier is constructed the same way on each wave regardless of moves, to enable matching from wave to wave.

The two-digit address ID code identifies each household associated with the same sample unit identification number. The first digit of the address ID code indicates the wave in which that address was first assigned for interview. The second digit sequentially numbers multiple households that have the same sample unit ID number. The address ID code is 11 for all sample addresses that are the same as in Wave 1. As SIPP sample persons move to new addresses, new address ID codes are assigned. Any new address to which sample unit members moved during Wave 4 is numbered in the 40's.

The person ID is a five-digit number consisting of the two-digit entry address ID and a three-digit person number. Person numbers 101, 102, etc., are assigned in Wave 1; 201, 202, etc., are assigned to persons added to the roster in Wave 2, and so forth. This five-digit number is not changed or updated, regardless of moves.

The sampling unit identification number and address ID code uniquely identifies each household in any given wave. The sampling unit ID number can link all households in subsequent waves back to the original Wave 1 household.

Topcoding of Income Variables

To protect against the possibility that a user might recognize the identity of a SIPP respondent with very high income, income from every source is "topcoded" so that no individual annual income amounts above \$100,000 are revealed. While the data dictionary indicates a topcode of \$33,332 for monthly income, this topcode will rarely be used. In most cases the highest monthly income is shown as an individual dollar amount of \$8,333, with \$8,333 actually representing "\$8,333 or more." (The \$100,000 annual income topcode is \$8,333 multiplied by 12 months). Individual monthly amounts above \$8,333 may occasionally be shown if the respondent's income varied considerably from month to month, as long as the average does not exceed \$8,333. For example, if a respondent's income from a single job were concentrated in only one of the four reference months, a figure as high as \$33,332 could be shown. (Income from interest or property have lower topcodes).

Summary income figures on the person, family, and household records are simple sums of the components shown on the file after topcoding, and are not independently topcoded. Thus, a person with high income from several sources (jobs, businesses, property) could have aggregate monthly income well over the topcode for each source. Families and households with a number of high income members could theoretically have aggregate income shown well over \$100,000, through well below the \$1.5 million shown as the highest allowable value in the data dictionary.

The user is cautioned against trying to make much use of the occasional monthly figures above \$8,333, except in calculating aggregates or observing patterns across the 4-month period for a single individual, family, or household. Those units with higher monthly amounts shown are a biased sample of high income units, more likely to include units with income from multiple sources than other units with equally high aggregate income which comes from a single source.

INDEX TO SIPP RELATIONAL CORE FILE

This is an index to the data dictionary for the 1984 panel SIPP relational core files, Waves 2 to 9. Wave 1 has a slightly different format, with corresponding items in the same sequence but not exactly the same locations--see Appendix D "Comparison of Item Locations on Wave 1 and Later Waves."

Associated with each reference is a mnemonic, a record type indicator, and the beginning character location for the data field.

The "TYPE" column denotes the 8 types of records:

- S Sample Unit
- H Household (or Address)
- F Family
- P Person
- W Wage or Salary Job
- SE Self Employed Business
- G1 General Amounts Type 1
- G2 General Amounts Type 2

The "LOCATION" is the starting character location of the cited data item. Where the entry refers to more than one consecutive data field, the location is that of the first character of the first field.

For certain types of income there is a separate General Amounts Type 1 record, and references are included in this index to the particular record; for example AFDC--See G1 #20.

The column headed "MNEMONIC" presents the same 8-character data names presented in the technical documentation, with two exceptions cited below. A "1/4" or "1/5" at the end of mnemonic indicates 4 or 5 separate fields, one for each of the 4 reference months, and, in the case of "1/5", a fifth field for the interview date. Where a colon appears in the mnemonic, as in SC3018:30, the index entry applies to two or more consecutive fields, in this case starting with SC3018 and ending with SC3030.

This index may also be used as an index to the questionnaire document itself, reproduced in the Users' Guide text. Each item on the questionnaire carries a boxed 4-digit number next to the answer fields. This number appears as part of the mnemonic, following "SC", wherever the correspondence between the item on tape and the questionnaire item is direct. Mnemonics without 4-digit numbers are associated with items from the control card or are the result of manipulating or "recoding" one or more items from the questionnaire.


INDEX TO SIPP RELATIONAL CORE FILE

REFERENCE	MEMONIC	TY	LOCA PE TION
Absence Without Pay, Imputation Flags	PP-IMP10;16	P	1641
Absence Without Pay, Reason	SC1098	P	1229
Absence Without Pay, Reason	SC1174	P	1267
Absence Without Pay, Specific Weeks	SC1058:96	P	1209
Absence Without Pay, Specific Weeks	SC1136:72	P	1248
Access to Unit	ACCESS	H	455
Access to Unit, Unedited	U-ACCESS	H	486
Address ID from CC of New Add. (Movers)	CG-ADENT	P	240
Address ID from CC of Previous Address	CG-ADLEFT	P	238
Address ID of Household	ADDID	H	19
Address ID of Household	PP-ADD-1/5	P	20
Address ID of Person at Entry, Edited	PP-ENTRY	P	36
Address ID of Person at Entry, Preedited	U-ENTRY	P	219
Address ID, Previous Wave	PW-ADDID	P	131
AFDC -- See G1 #20			
AFDC Coverage	AFDC-1/4	P	1120
AFDC Payment for Family (\$)	FF-AFDC	F	160
AFDC Payment for Household (\$)	HK-ADG-1/4	H	836
AFDC, Reciprocity	RECIPSUM	P	868
AFDC, Reciprocity	SC1486	P	1445
Age	AGE-1/5	P	149
Age: Month of Birth, Preedited	U-BRTHMN	P	1729
Age: Year of Birth, Preedited	U-BRTHYR	P	242
Aid to Families w/Dep. Children-See AFDC			
Alimony Payments -- See G1 #29			
Alimony Payments, Reciprocity	RECIPSUM	P	877
Alimony Payments, Reciprocity	SC1416	P	1411
Alimony Payments, Reciprocity, Imp Flag	PP-IMP42	P	1673
Amount Received from Income Type Spec(\$)	G1-AMT-1/4	G1	26
Ancestry - See Ethnicity			
Annuity Income, Reciprocity	SC1382	P	1395
Annuity Income, Reciprocity as Widow(er)	SC1446	P	1424
Annuity Income, Reciprocity, Imput. Flag	PP-IMP38	P	1669
Armed Forces Status	IN-AF	P	218
Armed Forces Status of Spouse	SC1696	P	1614
Armed Forces Status of Spouse, Imp Flag	PP-IMP83	P	1703
Armed Forces Status, Unedited	U-AF	P	265
Asset Income, # Person in SU with	SU-TOTG2	S	31
Asset Income, Imputation Flags	G2-IMP01:27	G2	450
Asset Income-See Also Property Income			
Asset Ownership Summary	ASSETSUM	P	924
Asset Source Codes	ASTSOURC	P	1077
Assets Owned Same as Previous Wave	SC1588:1620	P	1531
Assets Owned Same as Previous, Imp.Flags	PP-IMP98:99	P	1718
Assets Owned Same as Previous, Imp.Flags	PPIMP100:05	P	1720
Assets Owned, New Since Last Wave	SC1622:54	P	1573
Assets Owned, New Since Last Wave, Imp.Flg	PPIMP106:07	P	1726
Assets, Ownership of Various Types (New)	SC1626:54	P	1575
Bonds, Money Market Funds in Own Name	S104-W-1/4	G2	84
Bonds, Money Market Funds, Joint	J104-W-1/4	G2	64
Bonds, Money Market Funds, Ownership	SC4400:06	G2	349



INDEX TO SIPP RELATIONAL CORE FILE

REFERENCE	MNEMONIC	TY	LOCA PE TION
Bonds, Municipal or Corporate, Own. (New)	SC1640	P	1581
Bonds, Municipal or Corporate, Ownership	ASSETSUM	P	930
Bonds, Municipal or Corporate, Ownership	SC4404	G2	351
Bonds, U.S. Savings, Ownership (New)	SC1644	P	1583
Book Number Field, Unedited	BOOK	P	1148
Books, Number of, Unedited	NOMBOOKS	P	1150
Business--See Self-Employment			
Calendar Month of Interview	U-ITM38B	H	505
Cash Benefits, Receipt by HH Member(s)	CASH-1/4	H	540
Casual Earnings--See Incidental Earnings			
Certificates of Deposit, Ownership	ASSETSUM	P	926
Certificates of Deposit, Ownership	SC4304	G2	332
Certificates of Deposit, Ownership (New)	SC1630	P	1577
Change in Composition--See also Movers			
Charitable Group, Money from, Reciprocity	RECIPSUM	P	898
Charitable Group, Money from--See Cl #50			
Checking Accounts, Interest-Earning	SC4306	G2	333
Checking Accounts, Interest-Earning(New)	SC1632	P	1578
Child Support Payments --See Cl #28			
Child Support Payments, Imputation Flag	PP-IMP44	P	1675
Child Support Payments, Reciprocity	RECIPSUM	P	876
Child Support Payments, Reciprocity	SC1420:22	P	1413
Child/Adult Status	POP-STAT	P	181
Child/Adult Status, Previous Wave	PW-POPST	P	141
Children 5-18 in Household	SC4826	H	898
Children--See also Own Children			
Class of Worker	SC1714	P	1629
Class of Worker	SC2012	W	57
Class of Worker, Imputation Flag	WS-IMP03	W	99
Class of Worker--See also Self-Employment			
Clarithal Review Time in Minutes	IT10B	P	1164
College Term System	SC1680	P	1601
College Term System, Imputation Flag	PP-IMP78	P	1698
Company Pension--See Pension			
Coverage by Health Insurance	HIMNTH-1/4	P	1053
Coverage by Medicaid	COVAID-1/4	P	1028
Coverage by Medicare	COVCAR-1/4	P	1023
Coverage by WIC	COVNIC-1/4	P	1032
Coverage Questions for New Pers. in Samp.	SC3900:12	P	1171
Coverage Recodes, AFDC	AFDC-1/4	P	1120
Coverage Recodes, Food Stamps	FOOD-1/4	P	1124
Coverage Recodes, Foster Care Payments	FOSTER-1/4	P	1132
Coverage Recodes, General Assistance	GENAST-1/4	P	1128
Coverage Recodes, Other Welfare Payments	OTHER-1/4	P	1136
Coverage Recodes, Railroad Retirement	RAILRD-1/4	P	1144
Coverage Recodes, Social Security	SOCSEC-1/4	P	1140
Coverage Recodes, Veterans Payments	VETS-1/4	P	1116
Date of Birth: Month	U-BRTHMN	P	1729
Date of Birth: Year	U-BRTHYR	P	262
Day Job Ended	SC2022	W	65
Day Job Started	SC2018	W	61



INDEX TO SIPP RELATIONAL CORE FILE

REFERENCE	MNEMONIC	TY	LOCA PE TION
Day of Interview, Unedited	IT8DAY	P	1159
Day Person Entered this Address	U-DAYENT	P	236
Day Person Left this Address	U-DAYLEFT	P	234
Disability Income, Recipieny	SC1386:88	P	1397
Disability Income, Recipieny, Imp Flag	PP-IMP39:40	P	1670
Disability Income, Types Received	SC1390:1412	P	1399
Disability Income, Types, Imput. Flag	PP-IMP41	P	1672
Disability Insurance--See Insurance Inc			
Disability, VA Rating	SC1336	P	1371
Disability, Work	SC1386	P	1397
Disability, Work, Imputation Flag	PP-IMP39	P	1670
Discouraged Worker	SC1048:54	P	1203
Discouraged Worker	SC1222:28	P	1291
Discouraged Worker, Imputation Flag	PP-IMP21:24	P	1652
Dividends--See Stock Dividends			
Duration of Job	SC2016:22	W	59
Earnings after Expenses from Business(\$)	SC2260	SE	108
Earnings after Expenses, Imputation Flag	SE-IMP11	SE	123
Earnings by Month (Before Deductions)(\$)	SC2032:38	W	75
Earnings by Month, Imputation Flag	WS-CAL01:04	W	103
Earnings from this Job (\$)	WS-AMT-1/4	W	36
Earnings from this Job, Receipt of	WS-REC-1/4	W	32
Earnings of Family (\$)	FF-EARN	F	107
Earnings of Household (\$)	HH-ERN-1/4	H	600
Earnings of Person, Total (\$)	PP-EAR-1/4	P	733
Earnings: Gross of Business >\$1000	SC2214	SE	59
Earnings: Gross of Business, Imput. Flag	SE-IMP04	SE	116
Earnings: Other Inc from Bus., Imp Flag	SE-IMP08	SE	120
Earnings: Other Income from Business	SC2234	SE	75
Earnings: Salary from Bus., Imput. Flag	SE-IMP07	SE	119
Earnings: Salary from Business	SC2232	SE	74
Education, Attendance beyond HS Level	SC1658	P	1590
Education, Attendance beyond HS, Imp Fig	PP-IMP75	P	1695
Education, Finished Grade	GRD-CMPL	P	215
Education, Finished Grade, Unedited	U-COMPL	P	262
Education, Highest Grade Att., Unedited	U-HIGRDE	P	260
Education, Highest Grade Attended	HIGRADE	P	213
Educational Assistance	SC1660:78	P	1591
Educational Assistance (\$)	SC1690	P	1608
Educational Assistance (\$), Imput. Flag	PP-IMP81	P	1701
Educational Assistance, Imputation Flag	PP-IMP82	P	1702
Educational Assistance, Imputation Flags	PP-IMP76:77	P	1696
Educational Assistance, Work-Study Prog.	SC1692	P	1612
Employees, Number in Own Bus., Imp Flag	SE-IMP04	SE	116
Employees, Number in Own Business	SC2218	SE	61
Employer Educational Assistance	SC1672	P	1597
Employers, Number During 4-Month Period	SC1716	P	1630
Employment Status Recode	ESR-1/4	P	949
Energy Assistance	ENCRYTYP	H	884
Energy Assistance in Subs Hous, Imp Flag	PG-IMP06:10	H	912
Energy Assistance in Subsidized Housing	SC4816:24	H	888



INDEX TO SIPP RELATIONAL CORE FILE

REFERENCE	MEMORIC	TY	LOCA PE TION
Entry Address ID, Edited	PP-ENTRY	P	36
Entry Address ID, Preedited	U-ENTRY	P	219
Entry Address ID, Previous	SC0064	P	696
Entry into New Address, Reason	U-REAGENT	P	228
Entry Month for Person Who Moved In	U-MONENT	F	232
Estate or Trust Income --See Gl #37			
Estate or Trust Income, Reciprocity	RECIPSUM	P	885
Estate or Trust, Payments for Widow	SC1448	P	1425
Ethnicity	ETHNICITY	F	216
Ethnicity, Unedited	U-ORIGIN	P	258
Exit Day for Person Who Left	U-DAYLFT	F	234
Exit from Household, Reason	U-REALFT	F	226
Exit Month for Person Who Left	U-MONLFT	F	230
Family Food Stamps (\$)	FF-FDSTP	F	166
Family Income, AFDC (\$)	FF-AFDC	F	160
Family Income, Earnings (\$)	FF-EARN	F	107
Family Income, Federal SSI (\$)	FF-SSI	F	142
Family Income, Means-Tested Cash (\$)	FF-TRAN	F	122
Family Income, Other (\$)	FF-OTHER	F	129
Family Income, Property (\$)	FF-PROP	F	114
Family Income, Social Security (\$)	FFSOCSEC	F	136
Family Income, Total (\$)	FF-TOTIN	F	99
Family Income, Unemployment (\$)	FF-UNEMP	F	148
Family Income, Veterans Payments (\$)	FF-VETPY	F	154
Family Number (Sub & Secondary Families)	FAMNUM-1/5	P	176
Family Records, # in Household	HH-NF-1/4	H	29
Family Records, # in Sampling Unit	SU-TOTFF	S	21
Family Size	FFNUMBER	F	22
Family Type: Primary, Sub or Secondary	FF-TYPE	F	88
Family Type: Primary, Sub or Secondary	FAMTYP-1/5	P	166
Family Type: Sex of Householder	FF-KIND	F	89
Farm	U-FRMSLE	H	485
Federal Civ. Empl. Pension (Disability)	SC1400	P	1403
Federal Civ. Empl. Pension--See Pension			
Federal Civil Service or Other for Widow	SC1436	P	1420
Financial Investments, Other	SC4704	G2	428
Food Stamp Coverage	FOOD-1/4	P	1124
Food Stamps --See Gl #27			
Food Stamps by Month (\$)	SC3122:36	G1	211
Food Stamps Payment for Family (\$)	FF-FDSIP	F	166
Food Stamps Payment for Household (\$)	HH-FDS-1/4	H	860
Food Stamps, Authorization to Receive	SC1480	P	1442
Food Stamps, Authorization, Input, Flag	PP-IMP50	P	1681
Food Stamps, Imputation Flags	G1-IMP10:13	G1	240
Food Stamps, Persons Covered (by #)	SC3100:20	G1	180
Food Stamps, Reciprocity	RECIPSUM	P	875
Foster Child Care Payments --See Gl #23			
Foster Child Care Payments Coverage	FCSTER-1/4	P	1132
Foster Child Care Payments, Reciprocity	RECTPSUM	F	871
Foster Child Care Payments, Reciprocity	SC1492	P	1447
General Arts Type I Income Recs, # to SD	SU-TOTG1	S	29


INDEX TO SIPP RELATIONAL CORE FILE

REFERENCE	MNEMONIC	TY	LOCA PE TION
General Amts Type 2 Income Recs, # in SU	SU-IOIG2	S	31
General Assist or Gen. Relief-See Gl #21			
General Assistance Income Coverage	GENAST-1/4	P	1128
General Assistance or Gen. Relief, Recip	SC1488	P	1446
General Assistance, Reciprocity	RECIPSUM	P	869
Geographic Identification: Metro Subsamp	METRO	H	24
Geographic Identification: MSA/CMSA Code	MSA	H	25
Geographic Identification: State	STAT-MOV	H	21
GI Bill Education Benefits --See Gl #40			
GI Bill Education Benefits, Reciprocity	RECIPSUM	P	888
GI/VEAP Benefits	SC1662	P	1592
Government Pensions--See Pension			
Government Securities	SC4402	G2	350
Guardian Person Number, Preedited	U-PNGD	P	253
Half Sample Code for Variance Estimation	HALFSAMP	H	452
Health Insurance Coverage	HIIND	P	1052
Health Insurance Coverage	HIMNTH-1/4	P	1053
Health Insurance Coverage	SC1536:52	P	1480
Health Insurance Coverage, Input. Flag	PP-IMP58:63	P	1689
Health Insurance, Months Covered	SC1540:46	P	1483
Health Insurance, Months, Input. Flag	PP-IMP60	P	1691
Health Insurance, Persons Covered by #	SC1556:86	P	1491
Health Insurance, Type of Plan	SC1548:52	P	1487
Health Insurance, Type of Plan, Imp Flag	PP-IMP61:63	P	1692
Highest Grade Attended	HIGRADE	P	213
Highest Grade Attended, Unedited	U-HIGRDE	P	260
Hours Worked <35, # of Weeks	SC1234:36	P	1299
Hours Worked <35, # of Weeks, Imp Flag	PP-IMP26:28	P	1657
Hours Worked Per Week at Business, Usual	SC2212	SE	57
Hours Worked Per Week at W/S Job, Usual	SC2024	W	67
Hours Worked Per Week, Usual	SC1230:32	P	1296
Hours Worked Per Week, Usual, Imp Flag	PP-IMP25	P	1656
Household Composition Change	SC0018:24	H	518
Household Composition Change--See Movers			
Household Food Stamp Payment (\$)	HH-FDS-1/4	H	860
Household Income, AFDC (\$)	HH-ADC-1/4	H	836
Household Income, Cash Transfer (\$)	HH-TRA-1/4	H	660
Household Income, Earnings (\$)	HH-ERN-1/4	H	600
Household Income, Noncash (\$)	HH-NON-1/4	H	716
Household Income, Other (\$)	HH-OTH-1/4	H	688
Household Income, Property Income (\$)	HH-PRO-1/4	H	628
Household Income, Social Security (\$)	HH-SOC-1/4	H	740
Household Income, SSI (\$)	HH-SSI-1/4	H	764
Household Income, Total (\$)	HH-INC-1/4	H	568
Household Income, Unemployment (\$)	HH-UNE-1/4	H	788
Household Income, Veterans Payments (\$)	HH-VET-1/4	H	812
Household Membership Status	U-HMEM	P	225
Household Records, # in Sampling Unit	SU-TOTHH	S	19
Household Relationship-See Relationship			
Household Size	HH-NP-1/5	H	63
Household Size, Previous (New Persons)	SC0906:08	P	1175



INDEX TO SEFP RELATIONAL CORE FILE

REFERENCE	MNEMONIC	TY	LOCA PE TION
Identification Number of Sample Unit	SU-ID	S	9
Identification Number of Sample Unit	HM-ID	H	10
Identification Number of Sample Unit	FF-ID	F	10
Identification Number of Sample Unit	FP-ID	F	10
Identification Number of Sample Unit	WS-ID	W	10
Identification Number of Sample Unit	SE-ID	SE	10
Identification Number of Sample Unit	G1-ID	G1	10
Identification Number of Sample Unit	G2-ID	G2	10
Imputation Flags	PG-IMP01:20	H	921
Imputation Flags	PP-IMP01:99	F	1632
Imputation Flags	PPIME100:07	F	1720
Imputation Flags	WS-IMP01:06	W	97
Imputation Flags	WS-CAL01:04	W	103
Imputation Flags	SE-IMP01:11	SE	113
Imputation Flags	SE-CAL01:04	SE	124
Imputation Flags	G1-IMP01:17	G1	231
Imputation Flags	G2-IMP01:27	G2	450
Incidental or Casual Earning--See G1 #55			
Incidental or Casual Earnings, Recip.	RECIPSUM	P	903
Income Amount from Spec. Source, Imp Flg	G1-IMP02:05	G1	232
Income Amount from Specified Source (\$)	G1-AMT-1/4	G1	26
Income Amount from Specified Source (\$)	SC3016:30	G1	76
Income from Life Insurance or Annuity	SC1382	P	1395
Income from Life Insurance, Input, Flag	PP-IMP38	P	1669
Income Not Included Elsewhere--See G1 #56			
Income Reciprocity Summary	RECIPSUM	P	849
Income Source Code	SC3000	G1	67
Income Source Codes	INGSOURC	P	1057
Income Source Codes (Not Elsewhere Cov)	SC1706:10	P	1619
Income Sources with Gen. Amts. 1 Record	INC-LIST	P	937
Income Types Received	RECIPSUM	P	849
Income Types Received	INGSOURC	P	1057
Income Types Received Same as Prev. Wave	SC1251:82	P	1310
Income Types Received, New: Imp. Flags	PP-IMP93:96	P	1713
Income Types Received, Same: Imp. Flags	PP-IMP85:92	P	1705
Income Types Received, New Since Lst. Wave	SC1284:1322	P	1343
Income Types Recoded for Conf--See G1 #75			
Income, 5 Types Combined, Reciprocity	RECIPSUM	P	923
Income, Earnings Total (\$)	PP-EAR-1/4	P	733
Income, Other Cash --See G1 #56			
Income, Other Cash, Reciprocity	RECIPSUM	P	904
Income, Other Total (\$)	PP-OTH-1/4	P	821
Income, Person's Total (\$)	PP-TOT-1/4	P	701
Income, Property Total (\$)	PP-PRO-1/4	P	761
Income, Transfer Total (\$)	PP-TRA-1/4	P	793
Incorporation of Business	SC2220	SE	62
Incorporation of Business, Input, Flag	SE-IMP05	SE	117
Index of Family Record	PP-FAM-1/4	P	53
Index of Family Reference Person	FFREPPER	F	84
Index of First Gen Amounts Type-1 Rec	PP-1STG1	P	75
Index of First Self-Employment Record	PP-1STSE	P	71




INDEX TO SIPP RELATIONAL CORE FILE

REFERENCE	MNEMONIC	TY	LOCAL PE TION
Index of First Wage and Salary Record	PP-1STWS	P	67
Index of General Amounts Type-2 Record	PP-INXC2	P	79
Index of Household Record	FF-HHINX	F	19
Index of Household Record	PP-HH-1/5	P	41
Index of Household Reference Person	HH-REF-1/5	H	53
Index of Last Gen Amounts Type-1 Rec	PP-LSTGL	P	77
Index of Last Self-Employment Record	PP-LSTSE	P	73
Index of Last Wage and Salary Record	PP-LSTWS	P	69
Index of Owning Person	WS-PINX	W	20
Index of Owning Person	SE-PINX	SE	20
Index of Owning Person	G1-PINX	G1	20
Index of Owning Person	G2-PINX	G2	20
Index of Record for First Family	FIRST-1/4	H	37
Index of Record for Last Family	LAST-1/4	H	45
Index of Spouse of Family Reference Per.	FFSPOUSE	F	86
Index of Subfamily Record	PP-SUB-1/4	P	59
Indexes to Person Rec.'s of Family Mem.	FF-PINX	F	24
Indexes to Persons (1-30) in this HH	HH-PINX-1/5	H	73
Industry	WS-IND	W	25
Industry	SE-IND	SE	25
Industry, Imputation Flag	WS-IMP02	W	98
Industry, Imputation Flag	SE1-IMP02	SE	114
Insurance Income, New Since Last Wave	SC1304	P	1353
Insurance Income, New Since Last Wave	SC1318	P	1359
Insurance Income, Paid-Up Life, for Wid.	SC1446	P	1425
Insurance Income, Paid-Up Life, Imp Flag	PP-IMP38	P	1669
Insurance Income, Paid-Up Life, Recip.	RECIPSUM	P	884
Insurance Income, Paid-Up Life, Recip.	SC1382	P	1395
Insurance Income, Paid-Up Life-See G1#36			
Insurance Income, Private Dis-See G1 #13			
Insurance Income, Private Disability	RECIPSUM	P	861
Insurance Income, Private Disability	SC1396	P	1401
Interest from Bonds/Funds in Own Name(\$)	S100-A-1/4	G2	88
Interest from Bonds/Funds, Joint (\$)	J104-A-1/4	G2	68
Interest from Bonds/Funds, Joint,(\$) ⁴ Mo	SC4412	G2	355
Interest from Bonds/Funds, Own (\$) ⁴ Mo.	SC4420	G2	362
Interest from Bonds/Funds: Imp. Flags	G2-IMP05:08	G2	454
Interest from Bonds/Funds: Imp. fr. Act. Bal	JCALC104	G2	104
Interest from Bonds/Funds: Imp. fr. Act. Bal	OCALC104	G2	105
Interest from Sav.: Input. from Act. Bal.	JCALC100	G2	62
Interest from Sav.: Input. from Act. Bal.	OCALC100	G2	63
Interest from Savings in Own Name (\$)	S100-A-1/4	G2	46
Interest from Savings in Own Name(\$) ⁴ Mo	SC4320	G2	343
Interest from Savings, Imputation Flags	G2-IMP02:04	G2	451
Interest from Savings, Joint (\$)	J100-A-1/4	G2	26
Interest from Savings, Joint (\$) ⁴ Mo.	SC4312	G2	336
Interest--See also Mortgage Interest			
Interest-Earning Assets, Other, Ownershp	ASSETSUM	P	931
Interest-Earning Checking Accounts	SC4306	G2	333
Interview Status: by Month	PP-MIS-1/5	P	31
Interview Status: Coverage	SC0010:24	H	514

INDEX TO SIPP RELATIONAL CORE FILE

REFERENCE	MNEMONIC	TY	LOCA PE TION
Interview Status: Monthly	HH-MIS-1/5	H	373
Interview Status: Number of Phone Calls	U-TOTPHN	H	509
Interview Status: Number of Visits	U-TOTVST	H	507
Interview Status: Person Number of Proxy	IT7B	P	1153
Interview Status: Phone Interview	IT12	P	1170
Interview Status: Previous Wave	HH-INT1	H	378
Interview Status: Reason for Noninterv.	ITEM36B	H	498
Interview Status: Self or Proxy	IT/A	P	1152
Interview Status: Self, Proxy or Refusal	PP-INTVW	P	30
Interview Status: Type 2	IT7C	P	1156
Interview Time in Minutes	IT9B	P	1161
Interviewer Code	INT-CODE	H	479
Investments, Other, Ownership	ASSETSUM	P	936
Investments--See Assets			
JTPA/GETA Training Allowance	SC1674	P	1598
Kitchen Facilities	KITCHEN	H	456
Kitchen Facilities, Unedited	U-KITCHN	H	487
Legal Form of Organization	SC2220:22	SE	62
Legal Form of Organization, Imput. Flag	SE-IMP05:06	SE	117
Life Ins (Pmt from Paid Up) --See C1 #36			
Life Insurance--See Insurance Income			
Loan, Student	SC1676:78	P	1599
Local Government Pension--See Pension			
Looking for Work or Layoff	SC1002	P	1180
Looking for Work or Layoff	SC1176	P	1268
Looking for Work or Layoff, Imput. Flag	PP-IMP01:02	P	1632
Looking for Work or Layoff, Imput. Flag	PP-IMP17:18	P	1648
Looking for Work or Layoff, Spec. Weeks	SC1004:40	P	1181
Looking for Work or Layoff, Spec. Weeks	SC1178:1214	P	1269
Low Income Cutoff (Annual \$)	HH-POV-1/4	H	548
Low Income Cutoff (Annual \$)	FF-POV	F	94
Lump Sum Payments --See C1 #53			
Lump Sum Payments, Reciprocity	RECIPSUM	P	900
Marital History	SC1418	P	1412
Marital History, Imputation Flag	PP-IMP43	P	1674
Marital Status	MS-1/5	P	161
Marital Status	SC1414	P	1410
Marital Status, Preedited	U-MS	P	249
Marital Status, Previous Wave	PW-MS	P	134
Means-Tested Benefits, Receipt of	BENFIT-1/4	H	536
Means-Tested Cash Benefits, Receipt of	CASH-1/4	H	540
Means-Tested Cash Transfer Inc of Fam(\$)	FF-TRAN	F	122
Means-Tested Cash Transfer Inc of HH (\$)	HH-TRA-1/4	H	660
Means-Tested Cash Transfer Income (\$)	PP-TRA-1/4	P	793
Means-Tested Noncash Benefits, Rec. of	NOCASH-1/4	H	544
Means-Tested Noncash Income (\$)	HH-NON-1/4	H	716
Medicaid	SC1507:36	P	1453
Medicaid Coverage	MEDICAID	P	1027
Medicaid Coverage	GOVATD-1/4	P	1028
Medicaid Coverage,	SC1504	P	1454
Medicaid Coverage, Imputation Flags	PP-IMP97	P	1717



INDEX TO SIPP RELATIONAL CORE FILE


REFERENCE	MNEMONIC	TY	LOCA PE TION
Medicaid, Imputation Flag	PP-IMP53:57	P	1684
Medicaid, Months Covered	SC1528:36	P	1476
Medicaid, Months Covered, Imput. Flag	PP-IMP56:57	P	1687
Medicaid, Person #'s of Covered Children	SC1510:20	P	1457
Medicare Claim # (last 2 digits)	SC1466	P	1434
Medicare Coverage	COVCAR-1/4	P	1023
Medicare Coverage Type	SC1468:72	P	1436
Medicare Coverage, Imputation Flags	PP-IMP48:49	P	1679
Metropolitan Statistical Area (Selected)	MSA	H	25
Metropolitan Subsample	METRO	H	24
Military Pension--See also Pension			
Military Retire.Pay, New Since Last Wave	SC1310	P	1356
Military Retirement Pay	SC1370	P	1389
Military Retirement Pay for Disability	SC1402	P	1404
Military Retirement Pay for Widow	SC1438	P	1421
Military Service, Previous--See Veteran			
Military Service--See Armed Forces Status			
Money Market Deposit Accounts, Own. (New)	SC1628	P	1576
Money Market Deposit Accounts, Ownership	ASSETSUM	P	925
Money Market Deposit Accounts, Ownership	SC4302	G2	331
Money Market Funds, Ownership	ASSETSUM	P	928
Money Market Funds, Ownership	SC4400	G2	349
Money Market Funds, Ownership (New)	SC1636	P	1579
Month for Which this Family is Defined	FF-MONTH	F	21
Month Job Ended	SC2020	W	63
Month Job Started	SC2016	W	59
Month of Birth, Preedited	U-BRTHMN	P	1729
Month of Interview	U-ITM38B	H	505
Month of Interview, Unedited	ITSMTH	P	1157
Month of Visit	U-ITM38B	H	505
Month Person Entered this Address	U-MONENT	P	232
Month Person Left this Address	U-MONLFT	P	230
Monthly Earnings Before Deductions (\$)	SC2032:38	W	75
Monthly Earnings, Imputation Flag	WS-CAL01:04	W	103
Monthly Food Stamps (\$)	SC3124:36	G1	212
Monthly Health Insurance Coverage	SC1540:46	P	1483
Monthly Health Insurance, Imput. Flag	PP-IMP60	P	1691
Monthly Income of Business (\$)	SC2238:44	SE	77
Monthly Income of Business (\$), Imp Flag	SE-CAL01:04	SE	124
Monthly Income of Specified Type (\$)	SC3018:30	G1	77
Monthly Medicaid Coverage	SC1528:36	P	1476
Monthly Medicaid Coverage, Imput. Flag	PP-IMP56:57	P	1687
Monthly SS/RR Payments for Children (\$)	SC3070:84	G1	141
Mortgage Interest Earned, Imput. Flag	G2-IMP24:26	G2	473
Mortgage Interest Earned, Joint (\$)	J130-A-1/4	G2	266
Mortgage Interest Earned, Joint (\$) 4 Mo	SC4712	G2	432
Mortgage Interest Earned, Own (\$)	S130-A-1/4	G2	290
Mortgage Interest Earned, Own (\$) 4 Mo.	SC4716	G2	438
Mortgage Interest Received, Joint	J130-W-1/4	G2	262
Mortgage Interest Received, Own Name	S130-W-1/4	G2	286
Mortgage Interest, Imputation Flags	G2-IMP23:26	G2	472

INDEX TO SIPP RELATIONAL CORE FILE

REFERENCE	MNEMONIC	TY	LOCAL PE TION
Mortgages	SC4700	G2	425
Mortgages Held, In Own Name	S130-M-1/4	G2	282
Mortgages Held, Joint	J130-M-1/4	G2	258
Mortgages, Ownership	ASSETSUM	P	934
Mortgages, Ownership-New Since Last Wave	SC1642	P	1582
Movers: Day Entered this Address	U-DAYENT	P	236
Movers: Day Left this Address	U-DAYLFT	P	234
Movers: Did All Household Members Move?	SC0018	H	518
Movers: Month Entered this Address	U-MONENT	P	232
Movers: Month Left this Address	U-MONLFT	P	230
Movers: New Household Members	SC0020	H	519
Movers: Reason for Joining New Household	U-REAENT	P	228
Movers: Reason for Leaving Household	U-REALFT	P	226
MSA/GMSA Code (Selected)	MSA	H	25
Municipal or Corporate Bonds, Ownership	ASSETSUM	P	930
National Guard or Reserve Pay, Recip.	RECIPSUM	P	895
National Guard or Reserve Pay-See Gl #54			
Net Profit of Business (Over 4 Mo.) (\$)	SC2256	SE	102
Net Profit of Business, Imputation Flag	SE-IMP10	SE	122
New Persons in Sample: Imputation Flags	PP-IMP84	P	1704
New Persons in Sample: Prev. HH Size	SC0906:08	P	1175
New Persons in Sample: Prev. Residence	SC0902:12	P	1173
New Persons in Sample: Prev. Relationship	SC0910:12	P	1177
Noncash Benefits, Receipt of	NOGASH-1/4	H	544
Noncash Income of Household (\$)	HR-NON-1/4	H	716
NOW Accounts, Ownership	ASSETSUM	P	927
Occupation	WS-OCG	W	22
Occupation	SE-OCG	SE	22
Occupation, Imputation Flag	WS-IMP01	W	97
Occupation, Imputation Flag	SEL-IMP01	SE	113
Other Welfare --See Gl #24			
Own Children in Family, Number	FFOWNKID	F	90
Own Children Under 18 in Family, Number	FFOKLE18	F	92
Panel	SAMPLE	H	476
Parent Person Number	PNPT-1/5	P	197
Parent Person Number, Previous Wave	PW-PNPT	P	138
Part Time Work	SC1234:38	P	1299
Part Time Work, Imputation Flag	PP-IMP26:28	P	1657
Partners in Business, Person Numbers	SC2224:30	SE	64
Paycheck Frequency	SC2030	WS	74
Paycheck Frequency, Imputation Flag	WS-IMP06	W	102
Pell Grant	SC1664	P	1593
Pension (Disability)	SC1398:1410	P	1402
Pension (Retirement)	SC1366:78	P	1387
Pension (Retirement), Imputation Flag	PP-IMP37	P	1668
Pension for Widow	SC1434:44	P	1419
Pension for Widow, Imputation Flag	PP-IMP46	P	1677
Pension from Company or Union (Disab(1.))	SC1398	P	1402
Pension from Company or Union for Widow	SC1434	P	1419
Pension from Company or Union, Recip	RECIPSUM	P	878
Pension from Company or Union-See Gl #30			

INDEX TO SIPP RELATIONAL CORE FILE

REFERENCE	MNEMONIC	TY	LOCA PE TION
Pension, Federal Civilian, Reciprocity	RECIPSUM	P	879
Pension, Local Government	SC1376	P	1391
Pension, Local Government, (Disability)	SC1408	P	1406
Pension, Local Government, for Widow	SC1444	P	1423
Pension, Local Government, Reciprocity	RECIPSUM	P	883
Pension, Military Retirement, Recip.	REGIPSUM	P	880
Pension, Military Retirement--See Gl #32			
Pension, New Since Last Wave	SC1306:16	P	1354
Pension, State Government	SC1374	P	1390
Pension, State Government, (Disability)	SC1406	P	1405
Pension, State Government, for Widow	SC1442	P	1422
Pension, State Government, Reciprocity	RECIPSUM	P	882
Pensions or Annuities for Widow	SC1426:52	P	1416
Pensions or Annuities for Widow, Imp Flg	PP-IMP45	P	1676
Pensions, Federal Civilian --See Gl #31			
Pensions, Local Government --See Gl #35			
Pensions, State Government --See Gl #34			
Person # of Guardian, Preeditd	U-PNGD	P	253
Person # of Parent	PNPT-1/5	P	197
Person # of Parent, Preeditd	U-PNPT	P	246
Person # of Proxy	IT7B	P	1153
Person # of Respondent	U-CCRSPP	H	511
Person # of Spouse	FNSP-1/5	P	182
Person # of Spouse, Preeditd	U-FNSP	P	250
Person # of this Person, Edited	PP-PNUM	P	38
Person # of this Person, Preeditd	U-PNUM	P	221
Person # of this Person, Previous	SC0066	P	698
Person #'s: Business Partners in HH	SC2224:30	SE	64
Person #'s: Covered by Food Stamps	SC3100:20	G1	180
Person #'s: Covered by Health Insurance	SC1554:86	P	1490
Person #'s: Covered by Medicaid(Children	SC1510:20	P	1457
Person #'s: Covered by Social Security/RR	SC3086:98	G1	161
Person #'s: Covered by Welfare or VecPay	SC3034:54	G1	101
Person #, Edited	WS-PERID	W	107
Person #, Edited	SE-PERID	SE	133
Person #, Edited	G1-PERID	G1	256
Person #, Edited	G2-PERID	G2	482
Person Records, # in Sampling Unit	SU-TOTPP	S	23
Persons in Family	FFNUMBER	F	22
Persons in Household	HH-NP-1/5	H	63
Persons in Household (Noninterview)	SIZE-HH	H	474
Persons in Household (Noninterview)	U-SIZ-HH	H	502
Poverty Threshold (Annual \$)	HH-POV-1/4	H	548
Poverty Threshold (Annual \$)	FF-POV	F	94
Preinterview Time for Transcrip.-Minutes	IT11B	P	1167
Previous Entry Address ID (Rare)	SC0064	P	696
Previous Person Number (Rare)	SC0066	P	698
Previous Rotation Group (Rare)	PP-PRERT	P	1728
Previous Sample Unit ID (Rare)	PREV-ID	P	687
Previous Wave Address ID	PW-ADDID	P	131
Previous Wave Child/Adult Status	PW-POPST	P	141



INDEX TO SIPP RELATIONAL CORE FILE

REFERENCE	MNEMONIC	TY	LOCA PE IFON
Previous Wave Interview Status	FH-INT1	H	378
Previous Wave Interview Status	PW-INTVW	F	143
Previous Wave Marital Status	PW-MS	P	134
Previous Wave Person Number of Parent	PW-PNPT	P	141
Previous Wave Person Number of Spouse	PW-PWSP	P	135
Previous Wave Relation. to Ref. Person	PW-RRP	P	133
Previous Wave, Entry Since, Reason	U-REAENT	F	228
Previous Wave, Exit Since, Reason	U-REALFT	F	226
Previous Wave, in SIPP Universe	PW-ADDIT	F	142
Property Income of Family (\$)	FF-PROP	F	114
Property Income of Household (\$)	HH-PRO-1/4	H	628
Property Income, Total (\$)	PP-PRO-1/4	F	761
Proxy Interview	PP-INTVW	P	30
Proxy, Unedited Person Number of PSU, Segment & Serial #s (Scrambled)	IT7B SU-ID	P S	1153 9
Public Housing, Monthly Rent	PUBRNAMT	H	855
Public Housing, Owned by Local Hous Auth	SC4802	H	875
Public Housing, Residence In	PUBHOUS	H	470
Public Housing, Residence In, Unedited Race	U-PBHOUS RACE	H P	493 160
Race of Reference Person (Noninterview)	RACE-RP	H	472
Race of Reference Person (Noninterview)	U-RAC-RP	H	500
Race, Preeditd	U-RACE	P	257
Railroad Retirement --See G1 # 2			
Railroad Retirement (Disability)	SC1390	F	1399
Railroad Retirement (for Widow)	SC1428	F	1417
Railroad Retirement (Retirement)	SC1364	F	1386
Railroad Retirement Coverage	RAILRD-1/4	F	1144
Railroad Retirement, New Since Last Wave	SC1298	F	1351
Railroad Retirement, Reciprocity	RECIPSUM	F	850
Reason Could Not Take a Job	SC1042:44	F	1200
Reason Could Not Take a Job	SC1218	F	1289
Reason Could Not Take a Job, Input. Flag	PP-IMP04	F	1635
Reason Could Not Take a Job, Input. Flag	PP-IMP20	F	1651
Reason for Absence from Job	SC1098	F	1229
Reason for Absence from Job	SC1174	F	1267
Reason for Absence from Job, Input. Flag	PP-IMP12	F	1643
Reason for Absence from Job, Input. Flag	PP-IMP16	F	1647
Reason for Entering New Address	U-REAENT	F	228
Reason for Getting Social Security	SC1346:48	F	1376
Reason for Leaving Previous Wave Address	U-REALFT	F	226
Reason for Not Looking for Work	SC1054	F	1206
Reason for Not Looking for Work	SC1228	F	1294
Reason for Not Looking for Work, Imp Flg	PP-IMP08	F	1639
Reason for Not Looking for Work, Imp Flg	PP-IMP24	F	1655
Reason for Part-Time Work	SC1238	F	1302
Reason for Part-Time Work, Input. Flag	PP-IMP28	F	1659
Receipt of Cash Benefits	CASH-1/4	H	540
Receipt of Means-Tested Benefits	BENFIT-1/4	H	536
Receipt of Noncash Benefits	NOCASH-1/4	H	544
Reciprocity of Specified Income by Month	G1-REC-1/4	G1	22

INDEX TO SIPP RELATIONAL CORE FILE

REFERENCE	MNEMONIC	TY	LOCA PE TION
Record Seq # within Samp Unit & Rec Type	SU-RCSEQ	S	8
Record Seq # within Samp Unit & Rec Type	HH-RCSEQ	H	8
Record Seq # within Samp Unit & Rec Type	FF-RCSEQ	F	8
Record Seq # within Samp Unit & Rec Type	PP-RCSEQ	P	8
Record Seq # within Samp Unit & Rec Type	WS-RCSEQ	W	8
Record Seq # within Samp Unit & Rec Type	SE-RCSEQ	SE	8
Record Seq # within Samp Unit & Rec Type	G1-RCSEQ	G1	8
Record Seq # within Samp Unit & Rec Type	G2-RCSEQ	G2	8
Record Type	SU-RCTYP	S	6
Record Type	HH-RCTYP	H	6
Record Type	FF-RCTYP	F	6
Record Type	PP-RCTYP	P	6
Record Type	WS-RCTYP	W	6
Record Type	SE-RCTYP	SE	6
Record Type	G1-RCTYP	G1	6
Record Type	G2-RCTYP	G2	6
Reduction Group Code	SU-RCC	S	35
Relationship to Ref. Person, Prev. Wave	PW-RRP	P	133
Relationship to Reference Person	RRP-1/5	P	144
Relationship to Reference Person, Preadit	U-RRP	P	224
Relationship to Sub/Secondary Fam. Ref.	FAMREL-1/5	P	171
Relationship, Previous (New Persons)	SC0910:12	P	1177
Relatives or Friends, Money --See G1 #51			
Relatives or Friends, Money from, Recip.	RECIPSUM	P	899
Rent for Public Housing Unit (\$)	PUBRNAMT	H	865
Rent for Public Housing Unit (\$)	SC4804	H	876
Rent for Public Housing Unit, Imp Flag	PG-IMP01	H	876
Rent-Government Assistance	LOW-RENT	H	471
Rent-Government Assistance (\$)	SC4808:14	H	883
Rent-Government Assistance (\$), Imp Flag	PG-IMP03:05	H	883
Rent-Government Assistance, Unedited	U-LOWRNT	H	495
Rental Income Received in Own Name	S120-W-1/4	G2	210
Rental Income Received, Joint	J120-W-1/4	G2	186
Rental Income Received, Joint with Other	W120-W-1/4	G2	234
Rental Income, Amt.Cleared with Other(\$)	W120-A-1/4	G2	238
Rental Income, Amt.Cleared with Other(\$)	SC4620	G2	420
Rental Income, Amt.Cleared, Joint (\$)	J120-A-1/4	G2	190
Rental Income, Amt.Cleared, Joint(\$) ⁴ Mo	SC4606	G2	401
Rental Income, Amt.Cleared, Own (\$) ⁴ Mo	SC4614	G2	413
Rental Income, Amt.Cleared, Own Name(\$)	S120-A-1/4	G2	214
Rental Income, Gross, Imputation Flags	G2-IMP16:22	G2	465
Rental Income, Gross, in Own Name(\$) ⁴ Mo	SC4612	G2	408
Rental Income, Gross, Joint (\$) ⁴ Mo.	SC4604	G2	396
Rental Income, Imputation Flags	G2-IMP15:22	G2	464
Rental Property, Ownership	ASSETSUM	P	933
Rental Property, Ownership (New)	SG1650	P	1586
Rental Property, Ownership, Imput. Flag	PP-IMP62	P	1693
Retirement	SC1360	P	1384
Retirement Income Types	SC1360:80	P	1384
Retirement Income Types, Imputation Flag	PP-IMP35:37	P	1666
Retirement, et al, Other Payments, Recip	R3GTPSUM	P	886

INDEX TO SIPP RELATIONAL CORE FILE

REFERENCE	MNEMONIC	TY	LOCA PE TION
Retirement, et al, Other Pmt--See Gl #38			
Roomers or Boarders, Income --See Gl #53			
Roomers or Boarders, Income from, Recip.	REGIPSUM	P	901
Rotation Group	SU-ROT	S	9
Rotation Group, Previous (Rate)	PP-PRERT	F	1728
Royalties	SC4702	G2	427
Royalties or Other Invest. Income(\$) ⁴ Mo	SC4720	G2	444
Royalties or Other Investment Income	S4050-W1/4	G2	306
Royalties or Other Investment Income (\$)	S4050-A1/4	G2	310
Royalties or Other Investment, Imp Flag	G2-IMP27	G2	476
Royalties, Ownership	ASSETSUM	F	935
Royalties, Ownership (New)	SC1652	F	1587
Royalties, Ownership, Imputation Flag	PP-IMP63	F	1694
Salary--See Earnings			
Sample Unit Identification No., Previous	PREV-ID	F	687
Sample Unit Identification Number	SU-ID	S	9
Sample Unit Identification Number	HH-ID	H	10
Sample Unit Identification Number	FF-ID	F	10
Sample Unit Identification Number	PP-ID	F	10
Sample Unit Identification Number	WS-ID	W	10
Sample Unit Identification Number	SE-ID	SE	10
Sample Unit Identification Number	G1-ID	G1	10
Sample Unit Identification Number	G2-ID	G2	10
Savings Accounts, in Own Name	S100-W-1/4	G2	42
Savings Accounts, Joint	J100-W-1/4	G2	22
Savings Accounts, Ownership	ASSETSUM	F	924
Savings Accounts, Ownership (New)	SC1626:30	F	1575
Savings Accounts, Regular/Passbook	SC4300	G2	330
Scholarship, Fellowship or Grant, ex.VA	SC1670	F	1596
School Breakfast	SC4840:46	H	885
School Breakfast	TYPEBRKF	H	886
School Breakfast, Imputation Flag	PG-IMP17:20	H	923
School Lunches	TYPELUNH	H	885
School Lunches	SC4828:38	H	899
School Lunches, Imputation Flag	PG-IMP11:16	H	917
Secondary Family: Family Number	FAMNUM-1/5	F	176
Secondary Family: Relationship	FAMREL-1/5	F	171
Securities, U.S. Government, Own. (New)	SC1638	F	1580
Securities, U.S. Government, Ownership	ASSETSUM	F	929
Segment Type	SEGTYPE	H	478
Self Empl: Total Inc. for Bus. by Mo.(\$)	SC2238:44	SE	77
Self Empl: Total Inc. for Bus., Imp Flag	SE-CAL01:04	SE	124
Self-Employment Income (\$)	SE-AMT-1/4	SE	36
Self-Employment Income, Reciprocity	SE-REC-1/4	SE	32
Self-Employment Records, # in Samp Unit	SU-TOTSE	S	27
Sequence Number of Sample Unit	SUSEQNUM	S	1
Sequence Number of Sample Unit	HHSEQNUM	H	1
Sequence Number of Sample Unit	FFSEQNUM	F	1
Sequence Number of Sample Unit	PPSEQNUM	F	1
Sequence Number of Sample Unit	WSSEQNUM	W	1
Sequence Number of Sample Unit	SESEQNUM	SE	1

INDEX TO SIPP RELATIONAL CORE FILE

REFERENCE	MNEMONIC	TY	LOCA PE TION
Sequence Number of Sample Unit	G1SEQNUM	G1	1
Sequence Number of Sample Unit	G2SEQNUM	G2	1
Sex	SEX	F	159
Sex of Family Householder	FF-KIND	F	89
Sex of Reference Person (Noninterview)	SEX-RP	H	473
Sex of Reference Person (Noninterview)	U-SEX-RP	H	501
Sex, Preedited	U-SEX	P	256
Sick Pay			--See G1 #12
Sick Pay, Reciprocity	RECIPSUM	P	860
Size of Family	FFNUMBER	F	22
Size of Household	HH-NF-1/5	H	63
Size of Household (Noninterview)	SIZE-HH	H	474
Size of Household (Noninterview)	U-SIZ-HH	H	502
Social Security			--See G1 # 1
Social Security Coverage	SOCSEC-1/4	P	1140
Social Security Income of Family (\$)	FFSOCSEC	F	136
Social Security Income of Household (\$)	HH-SOC-1/4	H	740
Social Security Payments, Input. Flag	PP-IMP32	P	1663
Social Security Payments, Reason	SC1346:48	P	1376
Social Security Payments, Receipt	SC1342	P	1374
Social Security Pmts for Child, Imp Flg	PP-IMP33	P	1664
Social Security Pmts for Children, Recip	SC1352	P	1381
Social Security Pmts, New Since Last Wave	SC1286	P	1344
Social Security Reciprocity	RECIPSUM	P	849
Social Security/RR for Children (\$)	KIDAMT-1/4	G1	50
Social Security/RR Income for Child.(\$)	KIDAMT-1/4	P	50
Social Security/RR Pmt for Child, Imp. Flg	G1-IMP06:09	G1	236
Social Security/RR Pmts for Children (\$)	SC3070:84	G1	141
Social Security/RR Recip. for, Imp. Flg.	G1-IMP01	G1	231
Social Security/RR Reciprocity For Child.	KIDSS-1/4	G1	46
Social Security/RR Reciprocity for Child.	SC3068	G1	140
Social Security/RR Reciprocity for Whom	SC3006:12	G1	71
Social Security/RR Reciprocity Type	SSRECIND	G1	66
Social Security/RR, Type of Check	SC3064	G1	136
Spouse Person Number	PNSP-1/5	P	182
Spouse Person Number, Preedited	U-PNSP	P	250
Spouse Person Number, Previous Wave	PW-PNSP	P	135
SSI			--See G1 # 3
SSI Income of Family (\$)	FF-SSI	F	142
SSI Income of Household (\$)	HH-SSI-1/4	H	764
SSI, Reciprocity	RECIPSUM	P	851
SSI, Reciprocity	SC1354	P	1382
SSI, Reciprocity, Imputation Flag	PP-IMP34	P	1665
SSI, Reciprocity, New Since Last Wave	SC1288	P	1345
State Government Pension--See Pension			
State of Residence	STAT-MOV	H	21
State of Sample Unit at Inception	SU-STATE	S	33
State Unemployment Comp--See Unemp Comp			
Stock Dividend Checks	SC4500	G2	368
Stock Dividend Checks in Own Name	S10-WD-1/4	G2	126
Stock Dividend Checks, Imputation Flags	G2-IMP09:11	G2	458



INDEX TO SIPP RELATIONAL CORE FILE

REFERENCE	MNEMONIC	TY	LOCA PE TION
Stock Dividend Checks, Joint	J10-WD-1/4	G2	106
Stock Dividends Received in Own Name (\$)	S10-AD-1/4	G2	130
Stock Dividends Received, Input. Flag	G2-IMP10	G2	459
Stock Dividends Received, Joint	SC4504	G2	370
Stock Dividends Received, Joint (\$)	J10-AD-1/4	G2	110
Stock Dividends Received, Own (\$) 4 Mo.	SC4508	G2	376
Stock Dividends Reinvested	SC4512	G2	382
Stock Dividends Reinvested, Input. Flag	G2-IMP12:14	G2	461
Stock Dividends Reinvested, Joint	J10-GD-1/4	G2	146
Stock Dividends Reinvested, Joint (\$)	J10-AR-1/4	G2	150
Stock Dividends Reinvested, Joint(\$) ⁴ Mo	SC4516	G2	384
Stock Dividends Reinvested, Own (\$) 4 Mo	SC4518	G2	389
Stock Dividends Reinvested, Own Name	S10-GD-1/4	G2	166
Stock Dividends Reinvested, Own Name(\$)	S10-AR-1/4	G2	170
Stocks or Mutual Funds, Ownership	ASSETSUM	P	932
Stocks or Mutual Funds, Ownership (New)	SC1648	P	1585
Stratum Code for Variance Estimation	VARSTRAT	H	453
Student Aid	SC1660:78	P	1591
Student Aid, Amount Per Term	SC1684:92	P	1606
Student Aid, Amount Per Term, Imp Flag	PP-IMP80:82	P	1700
Student Aid, Imputation Flag	PP-IMP76:77	P	1696
Student Loan, Guaranteed	SC1676	P	1599
Student Loan, National Direct	SC1678	P	1600
Subfamily Membership	FAMILY2-1/5	P	166
Subfamily Relationship	FANREL-1/5	P	171
Subfamily: Family Number	FAMNUM-1/5	P	176
Subsidized Housing	LOW-RENT	H	471
Supplemental Educ. Opportunity Grant	SC1666	P	1594
Supplemental Security Income--See SSI			
Tenure	TENURE	H	469
Tenure, Unedited	U-TENURE	H	492
Transcription Codes	TRN-CODE	P	267
Transfer Income of Family (\$)	FF-TRAN	F	122
Transfer Income of Household (\$)	HH-TRA-1/4	H	660
Transfer Income, Means-tested Total (\$)	PP-TRA-1/4	P	793
Tuition and Fees (\$)	SC1682	P	1602
Tuition and Fees (\$), Imputation Flag	PP-IMP79	P	1699
Type of Housing Unit	LTVQTR-1/5	H	457
U.S. Government Securities, Ownership	ASSETSUM	P	929
Unemployment Benefits, Suppl--See Gl # 6			
Unemployment Benefits, Supplemental	SC1242	P	1305
Unemployment Benefits, Supplemental Rec	RECIPSUM	P	854
Unemployment Comp., Other --See Gl # 7			
Unemployment Comp., State --See Gl # 5			
Unemployment Compensation, Other, Recip	RECIPSUM	P	855
Unemployment Compensation, State	SC1240	P	1304
Unemployment Compensation, State, Recip	RECIPSUM	P	853
Unemployment Compensation, State, Imp Flg	PP-IMP29	P	1660
Unemployment Income of Family (\$)	FF-UNEMP	F	148
Unemployment Income of Household (\$)	HH-UNE-1/4	H	788
Union Pension--See Pension			

INDEX TO SIPP RELATIONAL CORE FILE

REFERENCE	MNEMONIC	TY	LOCA PE TION
Unit Type	LIVQTR-1/5	H	457
Unit Type, Unedited	U-LIVQTR	H	488
Units in Structure	NMNMNITS	H	467
Units in Structure, Unedited	U-NMNMIT	H	490
Utilities, Payment for	UTLPAYYN	H	871
Utilities, Payment for (in Public Hous.)	SC4806	H	882
Utilities, Pmt. (in Pub Hous), imp Flag	PG-IMP02	H	882
Utilities, Pmt. (in Subs Hous)	SC4812	H	890
Utilities, Pmt. (in Subs Hous), imp Flag	PG-IMP04	H	890
VA Educational Assistance Prog., Other	SC1668	P	1595
VA Income Questionnaire	SC3060	G1	133
Variance Estimation: Half Sample Code	HALFSAMP	H	452
Variance Estimation: Stratum Code	VARSTRAT	H	453
Version Number of File	VERSION	S	38
Veteran Payments Coverage	VETS-1/4	P	1116
Veteran Status	VETSTAT	P	212
Veteran Status	SC1330	P	1356
Veteran Status, Unedited	U-VET	P	263
Veteran: Length of Service	SC1332	P	1367
Veteran: Period of Service	U-SRYDTE	P	264
Veteran: Service Connected Disability	SC1334	P	1369
Veteran: VA Disability Rating	SC1336	P	1371
Veterans Comp. or Pension for Widow	SC1430	P	1418
Veterans Comp., New Since Last Wave	SC1290	P	1346
Veterans Compensation or Pension	SC1338	P	1372
Veterans Compensation or Pension, Recip	RECIPSUM	P	856
Veterans Compensation or Pension, Imp Flg	PP-IMP31	P	1662
Veterans Compensation/Pension-See G1 # 8			
Veterans Educational Benefits	SC1662:68	P	1592
Veterans Payments for Family (\$)	FF-VETPY	P	154
Veterans Payments to Household (\$)	HH-VET-1/4	H	812
Veterans: Death of Husband from Service	SC1456	P	1430
Veterans: Death of Husband, Input. Flag	PP-IMP47	P	1678
Wage or Salary Records, # in Samp Unit	SU-TOTWS	S	25
Wage Rate (\$)	SC2028	W	70
Wage Rate, Imputation Flag	WS-IMPOS	W	101
Want for Job When Not Looking	SC1050	P	1204
Want for Job When Not Looking	SC1224	P	1292
Want for Job When Not Looking, Imp Flag	PP-IMP22	P	1653
Wave	U-ITM38A	H	504
Wave	PP-WAVE	P	19
Wave	WS-WAVE	W	19
Wave	SE-WAVE	SE	19
Wave	G1-WAVE	G1	19
Wave	G2-WAVE	G2	19
Wave in Which HH Came Into Existence	WAVEPREP	H	484
Wave Number	ITEM36A	H	497
Weeks Absent Without Pay, Input. Flag	PP-IMP10:11	P	1641
Weeks Absent Without Pay, Input. Flag	PP-IMP14:15	P	1645
Weeks Absent Without Pay, Specific Weeks	SC1058:96	P	1209
Weeks Absent Without Pay, Specific Weeks	SC1136:72	P	1248



INDEX TO SIPP RELATIONAL CORE FILE

REFERENCE	MEMORNIC	TY	LOCA PE TION
Weeks Employed During Month	WS-EMP-1/4	W	28
Weeks in Month, Total	WEEKS-1/4	P	953
Weeks Looking for Work During Mo., # of	WK-LOR-1/4	P	1001
Weeks Looking for Work, Specific Week	WEEKSLK	P	1005
Weeks Looking or on Layoff, Input. Flag	PP-IMP02	P	1633
Weeks Looking or on Layoff, Input. Flag	PP-IMP19	P	1650
Weeks Looking or on Layoff, Specific Wk.	SC1004:40	P	1181
Weeks Looking or on Layoff, Specific Wk.	SC1216	P	1288
Weeks With a Job, Imputation Flags	PP-IMP13	P	1644
Weeks With a Job, Specific Week	WKWJOB	P	961
Weeks With a Job, Specific Weeks	SC1100:34	P	1230
Weeks With Business	SE-WWB-1/4	SE	28
Weeks With Job During Month, Number of	WK-JOB-1/4	P	957
Weeks Without Pay During Month, # of	WK-WOP-1/4	P	979
Weeks Without Pay, Specific Week	WEEKSAB	P	983
Waight of Family	FF-FINWT	F	172
Waight of Household, Base	HH-BW	H	380
Waight of Household, Final	HH-FIN-1/5	H	392
Waight of Person	FNLWGT-1/5	P	81
Welfare Payments, Other, Coverage	OTHER-1/4	P	1136
Welfare, Other, Recipency	RECIPSUM	P	872
Welfare, Type of	SC1484:98	P	1444
Welfare, Type of, Imputation Flags	PP-IMP51:52	P	1682
WIC	--See G1 #25		
WIC Coverage	COVWIC-1/4	P	1032
WIC Voucher Value	VALWIC-1/4	P	1036
WIC, Imputation Flags	G1-IMP14:17	G1	244
WIC, Recipency	RECIPSUM	P	873
WIC, Recipency	SC1494	P	1448
WIC, Recipency	SG3138:44	G1	227
Widow's Pension	SC1426:52	P	1416
Widow's Pension, Imputation Flag	PP-IMP45	P	1676
Women, Infants & Childrens Prog--See WIC			
Work Anytime During 4 Months	SC1000	P	1179
Work Each Week of Reference Per., Imp Flg	PP-IMP09	P	1640
Work Each Week of Reference Period	SC1056	P	1208
Work-Study Program	SC1692	P	1612
Work-Study Program, Imputation Flag	PP-IMP82	P	1702
Worker's Compensation	SG1394	P	1400
Worker's Compensation	--See G1 #11		
Worker's Compensation, Recip, Imp Flag	PP-IMP30	P	1661
Worker's Compensation, Recipency	RECIPSUM	P	858
Worker's Compensation, Recipency	SC1246	P	1307
Worker's Compensation, New Since 1st Wave	SG1302	P	1352
Year of Birth, Preadited	U-BRTHYR	P	242
Years of School Completed--See Education			



The Data Dictionary describes the contents and record layout of the public-use computer tape file. The first line of each data item description gives the data name, size of the data field, and the begin position of the field. The term TABLE may follow if the data item contains data dimensioned in an array (i.e.- 6 cells of 3-characters each; 18 total characters for the field).

The next few lines contain descriptive text and any applicable notes. Categorical value codes and labels are given where needed. Comment notes marked by an (*) are provided throughout. Comments should be removed from the machine-readable version of the data dictionary before using it to help access the data file.

DATA. 8 characters--alphabetic, numeric, and the special character (-). No other special characters are used. It may be a mnemonic such as "HH-RCTYP" or "SE-OCC," or a sequential identifier such as "SC3138" or "WS-IMP01". Data item names are unique throughout the entire file (all 8 record types).

SIZE. 9 characters--numeric. The size of a data item is given in characters. Indication of implied decimal places is provided in notes.

BEGIN. 9 characters--numeric. Contains the location in the data record of the first character position of the data item field.


The first line of the data item description begins with the character "D" (left-justified, two characters). The "D" flag indicates lines in the data dictionary containing the name and location (size and begin) position of each data item. This information (in machine-readable form) can be used to help access the data file. The line beginning with the character "U" describes the universe for that item. Lines containing categorical value codes and labels follow the universe description and begin with the character "V". The special character (.) denotes the start of the value label. Two examples of data item descriptions follow:

```

D 5C1238      1      1302
    What was the main reason ... worked
    less than 35 hours in those weeks
U Persons 15 years old or older
V 0 .Not in universe
  1 .Could not find a full-time job
  2 .Wanted to work part-time
  3 .Health condition or disability
  4 .Normal working hours are less
    than 35 hours
  5 .Slack work or material shortage
  6 .Other

D RF-PINX     80      24    TABLE
    Indexes of person records of family
    members.
    Note: this item consists of (30)
    2-character cells. Each cell
    contains an index number
U All families

```



SAMPLE UNIT

DATA	SIZE	BEGIN
D SLEEDNUM	5	1
Sequence number of sample unit Primary sort key.		
U All sample units		
D SU-RCTYP	2	6
Record type indicator Second sort key		
U All sample units		
V 10. Sample unit record		
D SU-RSEQ	1	8
Record sequence number within structure and record type. The value is always '1' because there is only one sample unit record per structure, Third sort key		
U All sample units		
D SU-ID	9	9
Sample unit identifier Unique scrambled combination of the PSU (3 characters), segment (4 characters), and serial (2 characters) numbers of the original sample address. Used to match sample units from different waves.		
U All sample units		
D SU-ROT	1	18
Rotation group. Range = 1,4.		
U All sample units		
*		*
* Record type totals		*
*		*
D SU-TOTHH	2	19
Total number of households (address IC's) in the sample unit. Range = 1,10.		
U All sample units		
D SU-TOTFF	2	21
Total number of families and pseudo families in the sample unit. A pseudo family is an individual who is not related to anyone else in the		

SAMPLE UNIT

DATA	SIZE	BEGIN
------	------	-------

household in which he lives. It may be a person who lives alone.
Range = 0,40.

U All sample units

D SU-TOTPP	2	23
------------	---	----

Total number of person records for this sample unit. Range = 0,40

U All sample units

D SU-TOTWS	2	25
------------	---	----

Total number of wage or salaried businesses reported for members of the sample unit. Each person in the sample unit may report up to two wage or salaried businesses.
Range = 0,30.

U All sample units

D SU-TOTSE	2	27
------------	---	----

Total number of self-employment businesses reported for members of the sample unit. Each person in the same unit may report up to two self-employment businesses.
Range = 0,20.

U All sample units

D SU-TOTG1	2	29
------------	---	----

Total number of type 1 general amounts income records for this sample unit.
Range = 0,40.

U All sample units

D SU-TOTG2	2	31
------------	---	----

Total number of type 2 general amounts income records for this sample unit.
Range = 0,20.

U All sample units

D SU-STATE	2	33
------------	---	----

FIPS State code for the sample unit
Note: Alaska is not included.
Some States are aggregated for confidentiality reasons.

U All sample units

V 01,Alabama

04,Arizona

SAMPLE UNIT

DATA	SIZE	BEGIN
05.		Arkansas
06.		California
08.		Colorado
09.		Connecticut
10.		Delaware
11.		District of Columbia
12.		Florida
13.		Georgia
15.		Hawaii
17.		Illinois
18.		Indiana
19.		Iowa
20.		Kansas
21.		Kentucky
22.		Louisiana
23.		Maine
24.		Maryland
25.		Massachusetts
26.		Michigan
27.		Minnesota
29.		Missouri
31.		Nebraska
34.		New Jersey
36.		New York
37.		North Carolina
39.		Ohio
40.		Oklahoma
41.		Oregon
42.		Pennsylvania
44.		Rhode Island
45.		South Carolina
47.		Tennessee
48.		Texas
51.		Virginia
53.		Washington
55.		Wisconsin
90.		Idaho, New Mexico, South Dakota, Wyoming
91.		Mississippi, West Virginia
D 9L-RGC	3	35
Reduction group code established to make it possible to easily reduce sample size if necessary, from master segment tape.		
Range = 0,101		
U All sample units		
V 000 .Not applicable		
D VERSION	1	38
Release number of title		

34

SAMPLE UNIT

DATA	SIZE	BEGIN
V 1 .Original version		
2 .First re-release		
3 .Second re-release		
etc.		
D SL-FILL	1702	39
Blank frier		



HOUSEHOLD

DATA	SIZE	BEGIN
D HHSEGNUM	5	1
Sequence number of sample unit		
U All sample units		
D HH-RCTYP	2	6
Record type indicator		
U All households		
V 20. Household record		
D HH-RSEQ	2	8
Record sequence number within structure and record type		
U All households		
D HH-ID	9	10
Identification number.		
Unique scrambled combination of the PSU (3 characters); segment (4 characters); and serial (2 characters) numbers of the original sample address.		
U All households		
D ACID	2	19
Current address ID. - This field differentiates households within the same PSU, segment, and serial; that is, households which originate out of an original sample household		
U All households		
D STAT-MOV	2	21
FIPS State code to which household moved.		
U All households		
V CG.Nonmatch		
01. Alabama		
02. Alaska		
04. Arizona		
05. Arkansas		
06. California		
08. Colorado		
09. Connecticut		
10. Delaware		
11. District of Columbia		
12. Florida		
13. Georgia		
15. Hawaii		
17. Illinois		

HOUSEHOLD

DATA	SIZE	BEGIN
18.Indiana		
19.Iowa		
20.Kansas		
21.Kentucky		
22.Louisiana		
23.Maine		
24.Maryland		
25.Massachusetts		
26.Michigan		
27.Minnesota		
29.Missouri		
30.Montana		
31.Nebraska		
32.Nevada		
33.New Hampshire		
34.New Jersey		
36.New York		
37.North Carolina		
38.North Dakota		
39.Ohio		
40.Oklahoma		
41.Oregon		
42.Pennsylvania		
44.Rhode Island		
45.South Carolina		
47.Tennessee		
48.Texas		
49.Utah		
50.Vermont		
51.Virginia		
53.Washington		
55.Wisconsin		
90.Icaha, New Mexico, South Dakota, Wyoming		
91.Mississippi, West Virginia		
D H+ FILL1	1	23
Blank filler		
D METRO	1	24
Metropolitan subsample		
U All households		
V 1 .In metropolitan subsample		
2 .Not in metropolitan subsample (may be metro or nonmetro)		
D MSA	4	25
Identifiable MSA/CMSA codes as		

HOUSEHOLD

DATA	SIZE	BEGIN
		defined in 1983
U		All households
V 0000		.Not in metropolitan subsample or not in an identifiable MSA
0160		.Albany-Schenectady-Troy, NY
0640		.Austin, TX
0840		.Beaumont-Port Arthur, TX
1000		.Birmingham, AL
1122		.Boston-Lawrence-Salem, MA-NH CMSA (part in MA only)
1282		.Buffalo-Niagara Falls, NY CMSA
1602		.Chicago-Gary-Lake County (IL), IL-IN-WI CMSA (parts in IL and IN only)
1642		.Cincinnati-Hamilton, OH-KY-IN CMSA (parts in OH and KY only)
1692		.Cleveland-Akron-Lorain, OH CMSA
1840		.Columbus, OH
1922		.Dallas-Fort Worth, TX CMSA
2000		.Dayton-Springfield, OH
2082		.Denver-Boulder, CO CMSA
2162		.Detroit-Ann Arbor, MI CMSA
2400		.Eugene-Springfield, OR
2840		.Fresno, CA
3120		.Greensboro-Winston-Salem-High Point, NC
3240		.Harrisburg-Lebanon-Carlisle, PA
3282		.Hartford-New Britain-Middletown, CT CMSA
3320		.Honolulu, HI
3362		.Houston-Galveston-Brazoria, TX CMSA
3480		.Indianapolis, IN
3762		.Kansas City, MO-Kansas City, KS CMSA (part in MO only)
4000		.Lancaster, PA
4472		.Los Angeles-Anaheim-Riverside, CA CMSA
4720		.Madison, WI
4920		.Memphis, TN-AR-MS (part in TN only)
4992		.Miami-Fort Lauderdale, FL CMSA
5082		.Milwaukee-Racine, WI CMSA
5160		.Mobile, AL
5360		.Nashville, TN
5480		.New Haven-Meriden, CT
5560		.New Orleans, LA
5602		.New York-Northern NJ-Long Island, NY-NJ-CT CMSA

HOUSEHOLD

DATA	SIZE	BEGIN
5880	.Oklahoma City, OK	
5920	.Omaha, NE-IA (part in NE only)	
5960	.Orlando, FL	
6162	.Philadelphia-Wilmington-Trenton, PA-NJ-DE-MD CMSA (parts in PA, NJ, and DE only)	
6200	.Phoenix, AZ	
6282	.Pittsburgh-Beaver Valley, PA CMSA	
6442	.Portland-Vancouver, OR-WA CMSA (part in OR only)	
6640	.Rochester, NY	
6920	.Sacramento, CA	
7042	.St. Louis-E. St. Louis-Atton, MO-IL CMSA (part in MO only)	
7080	.Salem, OR	
7240	.San Antonio, TX	
7320	.San Diego, CA	
7362	.San Francisco-Oakland-San Jose, CA CMSA	
7560	.Scranton-Wilkes-Barre, PA	
8000	.Springfield, MA	
8280	.Tampa-St. Petersburg-Clearwater, FL	
8400	.Toledo, OH	
8520	.Tucson, AZ	
8560	.Tulsa, OK	
8840	.Washington, DC-MD-VA	
8960	.West Palm Beach-Boca Raton- Delray Beach, FL	
9240	.Worcester, MA	
9280	.York, PA	
9320	.Youngstown-Warren, OH	
*		*
*	Edited control card fields	*
*		*
*	The next 12 fields contain	*
*	family indexes by months 1-4.	*
*		*
*	HHNF-1...4	*
*	FIRST-1...4	*
*	LAST-1...4	*
*		*
J	HHNF-1	2 29
	Number of family records for this household - month 1	
U	All households	



HOUSEHOLD

DATA	SIZE	BEGIN
D HH-NF-2	2	31
Number of family records for this household - month 2		
U All households		
D HH-NF-3	2	33
Number of family records for this household - month 3		
U All households		
D HH-NF-4	2	35
Number of family records for this household - month 4		
U All households		
D FIRST-1	2	37
Index of the first family record for this household for month 1 of the reference period		
U All households		
D FIRST-2	2	39
Index of the first family record for this household for month 2 of the reference period		
U All households		
D FIRST-3	2	41
Index of the first family record for this household for month 3 of the reference period		
U All households		
D FIRST-4	2	43
Index of the first family record for this household for month 4 of the reference period		
U All households		
D LAST-1	2	45
Index of the last family record for this household for month 1 of the reference period		
U All households		
D LAST-2	2	47
Index of the last family record for this household for month 2 of the reference period		
U All households		

40

HOUSEHOLD

DATA	SIZE	BEGIN	
D LAST-3	2	49	
			index of the last family record for this household for month 3 of the reference period
U All households			
D LAST-4	2	51	
			Index of the last family record for this household for month 4 of the reference period
U All households			
*			*
* The next 10 fields contain			*
* household indexes by months			*
* 1-4 and the interview month			*
*			*
* HH-REF-1....5			*
* HH-AP-1....5			*
*			*
D HH-REF-1	2	53	
			Index of the household reference person for month 1 of the reference period
U All households			
D HH-REF-2	2	55	
			Index of the household reference person for month 2 of the reference period
U All households			
D HH-REF-3	2	57	
			Index of the household reference person for month 3 of the reference period
U All households			
D HH-REF-4	2	59	
			Index of the household reference person for month 4 of the reference period
U All households			
D HH-REF-5	2	61	
			Index of the household reference person for the interview month
U All households			




HOUSEHOLD

DATA	SIZE	BEGIN	
D HHNP-1	2	43	
			Number of persons in household for month 1 of the reference period
U All households			
D HHNP-2	2	65	
			Number of persons in household for month 2 of the reference period
U All households			
D HHNP-3	2	67	
			Number of persons in household for month 3 of the reference period
U All households			
D HHNP-4	2	69	
			Number of persons in household for month 4 of the reference period
U All households			
D HHNP-5	2	71	
			Number of persons in household for the interview month
U All households			
*			*
*			The next 5 fields (HH-PINX1
*			through HH-PINX5) each contain
*			30 cells (2-character) of
*			information (1-30 persons).
*			*
D HH-PINX1	60	73	TABLE
			Indexes of persons in this household in month 1
U All households			
D HH-PINX2	60	133	TABLE
			Indexes of persons in this household in month 2
U All households			
D HH-PINX3	60	193	TABLE
			Indexes of persons in this household in month 3
U All households			
D HH-PINX4	60	253	TABLE
			Indexes of persons in this household in month 4
U All households			



HOUSEHOLD

DATA	SIZE	BEGIN	
D HH-FJNXS	60	313	TABLE
			Indexes of persons in this household at the time of interview
U			All households
D HH-MIS-1	1	373	
			Monthly household interview status - month 1
U			All households
V			1 .Interview
			2 .Noninterview
			3 .Not in sample
D HH-MIS-2	1	374	
			Monthly household interview status - month 2
U			All households
V			1 .Interview
			2 .Noninterview
			3 .Not in sample
D HH-MIS-3	1	375	
			Monthly household interview status - month 3
U			All households
V			1 .Interview
			2 .Noninterview
			3 .Not in sample
D HH-MIS-4	1	376	
			Monthly household interview status - month 4
U			All households
V			1 .Interview
			2 .Noninterview
			3 .Not in sample
D HH-MIS-5	1	377	
			Monthly household interview status - interview month
U			All households
V			1 .Interview
			2 .Noninterview
			3 .Not in sample
D HH-INTL	2	378	
			Wave 1 household interview status
U			All households



HOUSEHOLD

DATA	SIZE	BEGIN
V 00 .Not a wave 1 household		
01 .Interviewed		
02 .No one home		
03 .Temporarily absent		
04 .Refused		
05 .Unable to locate		
06 .Other		
07 .Vacant		
10 .Occupied by persons with LRE		
11 .Unfit or to be demolished		
12 .Under construction; not ready		
13 .Converted to temporary business or storage		
14 .Unoccupied tent or trailer site		
15 .Permit granted; construction not started		
16 .Other type B		
17 .Demolished		
18 .House or trailer moved		
19 .Converted to permanent business or storage		
20 .Merged		
21 .Condemned		
22 .Other		
* Household weights		*
* Household weights		*
* Household weights		*
D HH-FILL2	12	360
Zero filler		
D HH-FIN-1	10	392
Final weight for household reference person - month 1. Four implied decimal places. Range = 0.0000,100000.0000		
U All households		
D HH-FILL3	2	402
Zero filler		
D HH-FIN-2	10	404
Final weight for household reference person - month 2. Four implied decimal places. Range = 0.0000,100000.0000		
U All households		
D HH-FILL4	2	414
Zero filler		



HOUSEHOLD

DATA	SIZE	BEGIN
D HH-FIN-3	10	416
Final weight for household reference person - month 3. Four implied decimal places.		
Range = 0.0000,100000.0000		
U All households		
D HH-FILL5	2	426
Zero filler		
D HH-FIN-4	10	428
Final weight for household reference person - month 4. Four implied decimal places.		
Range = 0.0000,100000.0000		
U All households		
D HH-FILL6	2	438
Zero filler		
D HH-FIN-5	10	440
Final weight for household reference person - interview month. Four implied decimal places.		
Range = 0.0000,100000.0000		
*		*
* Variance fields		*
D HH-FILL7	2	450
Zero filler		
D HALFSAMP	1	452
Half sample code for variance estimation		
U All households		
D VARSTRAT	2	453
Stratum code for variance estimation		
U All households		
*		*
* Edited control card fields		*
*		*
D ACCESS	1	455
Control card item 138 - access to the unit		
U All households		
V D .Not applicable		

HOUSEHOLD

DATA	SIZE	BEGIN
1		.Direct - skip to housunit
2		.Through another unit
D KITCHEN	1	456
		Control card item 13C - kitchen facilities
U		All households
V 0		.Not applicable
1		.For this unit only
2		.Also used by another household
3		.None
D LIVQTR-1	2	457
		Control card items 13D and 13E housing/other unit - month 1
U		All households
V 00		.Not applicable
01		.House, apartment, flat
02		.Hu in nontransient hotels, motel etc.
03		.Hu, permanent in transient hotels, motels, etc.
04		.Hu in rooming house
05		.Mobile home or trailer with no permanent room added
06		.Mobile home or trailer with one or more permanent rooms added
07		.Hu not specified above
08		.Quarters not hu in rooming or boarding house
09		.Unit not permanent in transient hotels, motels, etc.
10		.Unoccupied tent or trailer site
11		.Other unit not specified above
D LIVQTR-2	2	459
		Control card items 13D and 13E housing/other unit - month 2
U		All households
V 00		.Not applicable
01		.House, apartment, flat
02		.Hu in nontransient hotels, motel etc.
03		.Hu, permanent in transient hotels, motels, etc.
04		.Hu in rooming house
05		.Mobile home or trailer with no permanent room added
06		.Mobile home or trailer with one or more permanent rooms added
07		.Hu not specified above

HOUSEHOLD

DATA	SIZE	BEGIN
08 .Quarters not hu in rooming or boarding house		
09 .Unit not permanent in transient hotels; motel; etc.		
10 .Unoccupied tent or trailer site		
11 .Other unit not specified above		
D LIVQTR-3 2 461		
Control card items 130 and 13E		
housing/other unit - month 3		
U All households		
V 00 .Not applicable		
01 .House; apartment; flat		
02 .Hu in nontransient hotel; motel etc.		
03 .Hu; permanent in transient hotel; motel; etc.		
04 .Hu in rooming house		
05 .Mobile home or trailer with no permanent room added		
06 .Mobile home or trailer with one or more permanent rooms added		
07 .Hu not specified above		
08 .Quarters not hu in rooming or boarding house		
09 .Unit not permanent in transient hotels; motel; etc.		
10 .Unoccupied tent or trailer site		
11 .Other unit not specified above		
D LIVQTR-4 2 463		
Control card items 130 and 13E		
housing/other unit - month 4		
U All households		
V 00 .Not applicable		
01 .House; apartment; flat		
02 .Hu in nontransient hotel; motel etc.		
03 .Hu; permanent in transient hotel; motel; etc.		
04 .Hu in rooming house		
05 .Mobile home or trailer with no permanent room added		
06 .Mobile home or trailer with one or more permanent rooms added		
07 .Hu not specified above		
08 .Quarters not hu in rooming or boarding house		
09 .Unit not permanent in transient hotels; motel; etc.		

HOUSEHOLD

DATA	SIZE	BEGIN
10		.Unoccupied tent or trailer site
11		.Other unit not specified above
<input type="checkbox"/> LIVQTR-5	2	465
		Control card items 13D and 13E
		housing/other unit - Interview month
<input type="checkbox"/> All households		
<input checked="" type="checkbox"/> 00		.Not applicable
01		.House, apartment, flat
02		.Hu in nontransient hotel, motel etc.
03		.Hu, permanent in transient hotel, motel, etc.
04		.Hu in rooming house
05		.Mobile home or trailer with no permanent room added
06		.Mobile home or trailer with one or more permanent rooms added
07		.Hu not specified above
08		.Quarters not hu in rooming or boarding house
09		.Unit not permanent in transient hotel, motel, etc.
10		.Unoccupied tent or trailer site
11		.Other unit not specified above
<input type="checkbox"/> NUMUNITS	2	467
		Control card item 14 - number of units in structure, both occupied and vacant
<input type="checkbox"/> All households		
<input checked="" type="checkbox"/> 00		.Not applicable
01		.Only 'other' units
02		.Mobile home or trailer
03		.One, detached
04		.One, attached
05		.Two
06		.3-4
07		.5-9
08		.10-19
09		.20-49
10		.50 or more
<input type="checkbox"/> TENURE	1	469
		Control card item 15 - are the living quarters:
<input type="checkbox"/> All households		
<input checked="" type="checkbox"/> 0		.Not answered (Types B and C)
1		.Owned or being bought by someone in the household



HOUSEHOLD

DATA	SIZE	BEGIN
------	------	-------

- 2 .Rented for cash
- 3 .Occupied without payment of cash rent

D PUBHOLS 1 470

Control card item 16A - is the residence in a public housing project, that is, is it owned by a local housing authority

- U All households
- V 0 .Not applicable
- 1 .Yes
- 2 .No

D LOW-RENT 1 471

Control card item 16B - are you paying lower rent because the Federal, State, or local government is paying part of the cost

- U All households
- V 0 .Not applicable
- 1 .Yes
- 2 .No

D RACE-RP 1 472

Control card item 37A - race of reference person.

- U Type A noninterview households
- V 0 .Not applicable
- 1 .White
- 2 .Black
- 3 .American Indian, Eskimo or Aleut
- 4 .Asian or Pacific Islander

D SEX-RP 1 473


Control card item 37B - sex of reference person.

- U Type A noninterview households
- V 0 .Not applicable
- 1 .Male
- 2 .Female


D SIZE-HH 2 474

Control card item 37C - size of household
Range = 0,30

- U Type A noninterview households.
- V 00 .Not applicable



DATA	SIZE	BEGIN
* * Preedited control card section *		* * *
D SAMPLE	2	476
Sample code - indicates panel year		
U All households		
D SEGTYPE	1	479
Segment type - item 4 on the control card		
U All households		
V 1	.Address	
2	.Unit	
3	.Permit	
4	.Area	
5	.Special place	
D INT-CODE	3	479
Interviewer code, an alphabetic followed by two numerics		
U All households		
D U-EXTRLN	2	482
Extra unit indicator. When an extra unit is found the serial number of the original unit is in this field		
U All households		
V 00	.No extra units	
D WAVEPREP	1	484
Wave for which the control card was first prepared (should be the wave in which household came into existence)		
U All households		
D U-FRMBLE	1	485
Control card item 12B - during the past 12 months did sales of crops, livestock, and other farm products from the place amount to \$1000 or more		
U All households		
V 0	.Not answered	
1	.Yes	
2	.No	
3	.Not applicable	



50

HOUSEHOLD

DATA	SIZE	BEGIN
D U-ACCESS	1	486
Control card item 13B - access to the unit		
U All households		
V 0 .Not applicable		
1 .Direct - skip to housunit		
2 .Through another unit		
D U-KITCHN	1	487
Control card item 13C - kitchen facilities		
U All households		
V 0 .Not applicable		
1 .For this unit only		
2 .Also used by another household		
3 .None		
D U-LIVQTR	2	488
Control card items 13D and 13E housing/other unit		
U All households		
V -9. Not answered		
00. Not answered (types B and C)		
01. House, apartment, flat		
02. Hu in nontransient hotel, motel etc.		
03. Hu, permanent in transient hotel, motel, etc.		
04. Hu in rooming house		
05. Mobile home or trailer with no permanent room added		
06. Mobile home or trailer with one or more permanent rooms added		
07. Hu not specified above		
08. Quarters not hu in rooming or boarding house		
09. Unit not permanent in transient hotel, motel, etc.		
10. Unoccupied tent or trailer site		
11. Other unit not specified above		
D U-UNIT	2	490
Control card item 14 - number of units in structure, both occupied and vacant		
U All households		
V -9. Not answered		
00. Not answered (types B and C)		
01. Only 'other' units		



HOUSEHOLD

DATA SIZE BEGIN

02.Mobile home or trailer
 03.One, detached
 04.One, attached
 05.Two
 06.3-4
 07.5-9
 08.10-19
 09.20-49
 10.50 or more

D U-TENURE 1 492

Control card item 15 - are the
 living quarters:

U All households

V 0 .Not answered (types B and C)

- 1 .Owned or being bought by someone
 in the household
- 2 .Rented for cash
- 3 .Occupied without payment of cash
 rent
- 9 .Not answered

D U-PBHOLS 2 493

Control card item 16A - is the
 residence in a public housing
 project; that is, is it owned by a
 local housing authority

U All households

V -1 .DK

- 00 .Not applicable
- 01 .Yes
- 02 .No

D U-LOWRNT 2 495

Control card item 16B - are you
 paying lower rent because the
 Federal, State, or local government
 is paying part of the cost

U All households

V -1 .DK

- 00 .Not applicable
- 01 .Yes
- 02 .No

D ITEMS3A 1 497

Control card item 36A - wave number
 associated with the interview status.
 Range = 1,9

U All households



52

HOUSEHOLD

DATA	SIZE	BEGIN
D ITEM36B	2	478
Control card item 36B - Interview status code.		
U	All households	
V 01	.Interviewed	
02	.No one home	
03	.Temporarily absent	
04	.Refused	
05	.Unable to locate	
06	.Other	
23	.Entire household out of scope	
24	.Moved; address unknown	
25	.Moved within country beyond limit	
26	.All sample persons relisted on new control card(s)	
D U-RAC-RP	1	500
Control card item 37A - race of reference person		
U	Type A noninterview households	
V 0	.Not applicable	
1	.White	
2	.Black	
3	.American Indian, Eskimo or Aleut	
4	.Asian or Pacific Islander	
9	.Not answered	
D U-SEX-RP	1	501
Control card item 37B - sex of reference person		
U	Type A noninterview households	
V 0	.Not applicable	
1	.Male	
2	.Female	
9	.Not answered	
D U-SIZ-HH	2	502
Control card item 37C - size of household.		
Range = -9,30		
U	Type A noninterview households	
V-9	.Not answered	
00	.Not applicable	
D U-ITM36A	1	504
Control card item 36A - wave of visit		
Range = 0,9.		
U	All households	



HOUSEHOLD

DATA	SIZE	BEGIN
D U-ITM328	2	505
Control card item 328 - month of visit		
Range = 0,12.		
U All households		
D U-TOTVST	2	507
Control card item 380 - total number of personal visits.		
Range = -9,99		
U All households		
V -9 .Not answered		
00 .Not applicable		
D U-TOTPHN	2	509
Control card item 38F - total number of telephone calls.		
Range = 0,99		
U All households		
V 00 .Not applicable		
D U-CCRSP	3	511
Control card item 38G - control card - respondents person number.		
Range = 0,999		
U All households		
V 000 .Not applicable		
D SC0010	1	514
Control card source code 10 - during listing did interviewer miss any babies or small children - first interview only		
U All households		
V 0 .Not answered		
1 .Yes		
2 .No		
D SC0012	1	515
Control card source code 12 - during listing did interviewer miss any lodgers, boarders or persons employed at the residence - first interview		
U All households		
V 0 .Not answered		
1 .Yes		
2 .No		



54

HOUSEHOLD

DATA	SIZE	BEGIN
D SC0014	1	516
Control card source code 14 - during listing did interviewer miss anyone who usually lives here but is away now traveling, at school, or in a hospital - first interview		
U All households		
V 0 .Not answered		
1 .Yes		
2 .No		
D SC0016	1	517
Control card source code 16 - during listing did interviewer miss anyone else staying at residence - first interview		
U All households		
V 0 .Not answered		
1 .Yes		
2 .No		
D SC0018	1	518
Control card source code 18 - to be answered during first interview at movers new address - are all persons listed on control card now living at this address		
U Mover households		
V 0 .Not applicable		
1 .Yes		
2 .No		
D SC0020	1	519
Control card source code 20 - to be answered during first interview at mover's new address - is anyone else living or staying here now		
U Mover households		
V 0 .Not applicable		
1 .Yes		
2 .No		
D SC0022	8	520 TABLE
Control card source codes 22, 26, 30, 34, 38, 42, 46 and 50 - are all persons listed as household members during the previous waves interview		



HOUSEHOLD

DATA SIZE BEGIN

still living or staying here. There are 6 answer fields (1 character each) for waves 2 through 9.

U All households

V 0 .Not applicable

1 .Yes

2 .No

D SCG024 8 528 TABLE

Control card source codes 24, 26, 32, 36, 40, 44, 48 and 52 - is anyone not listed during previous wave interview currently living or staying here. There are 6 answer fields (1 character each) for waves 2 through 9.

U All households

V 0 .Not applicable

1 .Yes

2 .No

```

*
*    The next 12 fields contain    *
*    receipt of program benefits   *
*    by months 1-4.               *
*                                   *
*        BENFIT-1....4             *
*        CASH-1....4               *
*        NOCASH-1....4            *
*                                   *

```

D BENFIT-1 1 536

Receipt of benefits from a means-tested program - month 1

U All households

V 0 .Not in universe or no persons in household in given month

1 .One or more persons in household received benefits from a means-tested program

2 .No person in household received benefits from a means-tested program

D BENFIT-2 1 537

Receipt of benefits from a means-tested program - month 2

U All households

V 0 .Not in universe or no persons in household in given month


HOUSEHOLD

DATA	SIZE	BEGIN
1		
.One or more persons in household received benefits from a means-tested program		
2		
.No person in household received benefits from a means-tested program		
D BENFIT-3	1	538
Receipt of benefits from a means-tested program - month 3		
U		
All households		
V 0		
.Not in universe or no persons in household in given month		
1		
.One or more persons in household received benefits from a means-tested program		
2		
.No person in household received benefits from a means-tested program		
D BENFIT-4	1	539
Receipt of benefits from a means-tested program - month 4		
U		
All households		
V 0		
.Not in universe or no persons in household in given month		
1		
.One or more persons in household received benefits from a means-tested program		
2		
.No person in household received benefits from a means-tested program		
D CASH-1	1	540
Receipt of cash benefits - month 1		
U		
All households		
V 0		
.Not in universe or no persons in household in given month		
1		
.One or more persons in household received cash benefits from a means-tested program		
2		
.No person in household received cash benefits from a means-tested program		
D CASH-2	1	541
Receipt of cash benefits - month 2		
U		
All households		



HOUSEHOLD

DATA	SIZE	BEGIN
V 0		.Not in universe or no persons in household in given month
1		.One or more persons in household received cash benefits from a means-tested program
2		.No person in household received cash benefits from a means-tested program
D CASH-3	1	542
		Receipt of cash benefits - month 3
U		All households
V 0		.Not in universe or no persons in household in given month
1		.One or more persons in household received cash benefits from a means-tested program
2		.No person in household received cash benefits from a means-tested program
D CASH-4	1	543
		Receipt of cash benefits - month 4
U		All households
V 0		.Not in universe or no persons in household in given month
1		.One or more persons in household received cash benefits from a means-tested program
2		.No person in household received cash benefits from a means-tested program
D NOCASH-1	1	544
		Receipt of noncash benefits - month 1
U		All households
V 0		.Not in universe or no persons in household in given month
1		.One or more persons in household received food stamps and/or other noncash benefits
2		.One or more persons in household received noncash benefits from a program other than food stamps; no person received food stamps
3		.No person in household received noncash benefits




HOUSEHOLD

DATA	SIZE	BEGIN
D NOCASH-2	1	545
Receipt of noncash benefits - month 2		
U All households		
V 0	.Not in universe or no persons in household in given month	
1	.One or more persons in household received food stamps and/or other noncash benefits	
2	.One or more persons in household received noncash benefits from a program other than food stamps; no person received food stamps	
3	.No person in household received noncash benefits	
D NOCASH-3	1	546
Receipt of noncash benefits - month 3		
U All households		
V 0	.Not in universe or no persons in household in given month	
1	.One or more persons in household received food stamps and/or other noncash benefits	
2	.One or more persons in household received noncash benefits from a program other than food stamps; no person received food stamps	
3	.No person in household received noncash benefits	
D NOCASH-4	1	547
Receipt of noncash benefits - month 4		
U All households		
V 0	.Not in universe or no persons in household in given month	
1	.One or more persons in household received food stamps and/or other noncash benefits	
2	.One or more persons in household received noncash benefits from a program other than food stamps; no person received food stamps	
3	.No person in household received noncash benefits	

*

*



HOUSEHOLD


DATA	SIZE	BEGIN	
* The next 4 fields (HH-POV-1....4)			*
* contain low income cutoff by			*
* months 1-4.			*
*			*
D HH-POV-1	5	548	
Low income cutoff for this			
household - month 1.			
Range = 0,30000.			
U All households			
D HH-POV-2	5	553	
Low income cutoff for this			
household - month 2.			
Range = 0,30000.			
U All households			
D HH-POV-3	5	558	
Low income cutoff for this			
household - month 3.			
Range = 0,30000.			
U All households			
D HH-POV-4	5	563	
Low income cutoff for this			
household - month 4.			
Range 0,30000.			
U All households			
*			*
* The next 48 fields contain			*
* household income aggregates			*
* by months 1-4			*
*			*
* HH-INC-1....4			*
* HH-ERN-1....4			*
* HH-PRO-1....4			*
* HH-TRA-1....4			*
* HH-OTH-1....4			*
* HH-NON-1....4			*
* HH-SOC-1....4			*
* HH-SSI-1....4			*
* HH-UNE-1....4			*
* HH-VET-1....4			*
* HH-ADC-1....4			*
* HH-FDS-1....4			*
*			*
* These aggregates were derived			*
* from income figures that may			*
* have been previously topcoded.			*

HOUSEHOLD

DATA	SIZE	BEGIN
* For a further discussion on		*
* topcoding, see the text section		*
* "Topcoding of Income Variables."		*
*		*
D HH-INC-1	8	568
Total household income for month 1 of the reference period. In dollars. Range = -1500000,1500000.		
U All households		
D HH-INC-2	8	576
Total household income for month 2 of the reference period. In dollars. Range = -1500000,1500000.		
U All households		
D HH-INC-3	8	584
Total household income for month 3 of the reference period. In dollars. Range = -1500000,1500000.		
U All households		
D HH-INC-4	8	592
Total household income for month 4 of the reference period. In dollars. Range = -1500000,1500000.		
U All households		
D HH-ERN-1	7	600
Total household earned income for month 1 of the reference period. In dollars. Range = 0,1500000.		
U All households		
D HH-ERN-2	7	607
Total household earned income for month 2 of the reference period. In dollars. Range = 0,1500000.		
U All households		
D HH-ERN-3	7	614
Total household earned income for month 3 of the reference period. In dollars. Range = 0,1500000.		
U All households		
D HH-ERN-4	7	621
Total household earned income for		

HOUSEHOLD

DATA	SIZE	BEGIN
month 4 of the reference period. In dollars. Range = 0;1500000.		
U All households		
D HH-PRO-1	8	628
Total household property income for month 1 of the reference period. In dollars. Range = -1500000;1500000.		
U All households		
D HH-PRO-2	8	636
Total household property income for month 2 of the reference period. In dollars. Range = -1500000;1500000.		
U All households		
D HH-PRO-3	8	644
Total household property income for month 3 of the reference period. In dollars. Range = -1500000;1500000.		
U All households		
D HH-PRO-4	8	652
Total household property income for month 4 of the reference period. In dollars. Range = -1500000;1500000.		
U All households		
D HH-TRA-1	7	660
Total household means-tested cash transfers for the month 1 of the reference period. In dollars. Range = 0;1500000.		
U All households		
D HH-TRA-2	7	667
Total household means-tested cash transfers for the month 2 of the reference period. In dollars. Range = 0;1500000.		
U All households		
D HH-TRA-3	7	674
Total household means-tested cash transfers for the month 3 of the reference period. In dollars. Range = 0;1500000.		
U All households		




HOUSEHOLD

DATA	SIZE	BEGIN
D HH-TRA-4	7	681
Total household means-tested cash transfers for the month 4 of the reference period. In dollars. Range = 0,150000.		
U All households		
D HH-OTH-1	7	688
Total 'other' household income for month 1 of the reference period. In dollars. Range = 0,150000.		
U All households		
D HH-OTH-2	7	695
Total 'other' household income for month 2 of the reference period. In dollars. Range = 0,150000.		
U All households		
D HH-OTH-3	7	702
Total 'other' household income for month 3 of the reference period. In dollars. Range = 0,150000.		
U All households		
D HH-OTH-4	7	709
Total 'other' household income for month 4 of the reference period. In dollars. Range = 0,150000.		
U All households		
D HH-NON-1	6	716
Nongash household income for month 1 of the reference period. In dollars. Includes dollar values for food stamps, WIC and energy assistance. Range = 0,150000.		
U All households		
D HH-NON-2	6	722
Nongash household income for month 2 of the reference period. In dollars. Includes dollar values for food stamps, WIC and energy assistance. Range = 0,150000.		
U All households		
D HH-NON-3	6	728
Nongash household income for month 3		

HOUSEHOLD

DATA	SIZE	BEGIN
		of the reference period. In dollars. Includes dollar values for food stamps, WIC and energy assistance. Range = 0,150000.
U All households		
D HH-NON-4	6	734
		Noncash household income for month 4 of the reference period. In dollars. Includes dollar values for food stamps, WIC and energy assistance. Range = 0,150000.
U All households		
D HH-SOC-1	6	740
		Total household Social Security income for month 1 of the reference period. In dollars. Range = 0,999999.
U All households		
D HH-SOC-2	6	746
		Total household Social Security income for month 2 of the reference period. In dollars. Range = 0,999999.
U All households		
D HH-SOC-3	6	752
		Total household Social Security income for month 3 of the reference period. In dollars. Range = 0,999999.
U All households		
D HH-SOC-4	6	758
		Total household Social Security income for month 4 of the reference period. In dollars. Range = 0,999999.
U All households		
D HH-SSI-1	6	764
		Total household Federal supplemental security income (SSI) for month 1 of the reference period. In dollars. Range = 0,999999.
U All households		



HOUSEHOLD

DATA	SIZE	BEGIN
D HH-SSI-2	6	770
Total household Federal supplemental security income (SSI) for month 2 of the reference period. In dollars. Range = 0,999999.		
U All households		
D HH-SSI-3	6	776
Total household Federal supplemental security income (SSI) for month 3 of the reference period. In dollars. Range = 0,999999.		
U All households		
D HH-SSI-4	6	782
Total household Federal supplemental security income (SSI) for month 4 of the reference period. In dollars. Range = 0,999999.		
U All households		
D HH-UNE-1	6	788
Total household unemployment income for month 1 of the reference period. In dollars. Range = 0,999999.		
U All households		
D HH-UNE-2	6	794
Total household unemployment income for month 2 of the reference period. In dollars. Range = 0,999999.		
U All households		
D HH-UNE-3	6	800
Total household unemployment income for month 3 of the reference period. In dollars. Range = 0,999999.		
U All households		
D HH-UNE-4	6	806
Total household unemployment income for month 4 of the reference period. In dollars. Range = 0,999999.		
U All households		
D HH-VET-1	6	812
Total household veterans payment income for month 1 of the reference		

HOUSEHOLD

DATA SIZE BEGIN

period. In dollars.

Range = 0,999999.

U All households

D HH-VET-2 6 818

Total household veterans payment
income for month 2 of the reference
period. In dollars.

Range = 0,999999.

U All households

D HH-VET-3 6 824

Total household veterans payment
income for month 3 of the reference
period. In dollars.

Range = 0,999999.

U All households

D HH-VET-4 6 830

Total household veterans payment
income for month 4 of the reference
period. In dollars.

Range = 0,999999.

U All households

D HH-ADC-1 6 836

Total household AFDC income for
month 1 of the reference period.
In dollars. Range = 0,999999.

U All households

D HH-ADC-2 6 842

Total household AFDC income for
month 2 of the reference period.
In dollars. Range = 0,999999.

U All households

D HH-ADC-3 6 848

Total household AFDC income for
month 3 of the reference period.
In dollars. Range = 0,999999.

U All households

D HH-ADC-4 6 854

Total household AFDC income for
month 4 of the reference period.
In dollars. Range = 0,999999.


U All households

HOUSEHOLD

DATA	SIZE	BEGIN
D HH-FDS-1	6	860
Total household food stamps income received for month 1 of the reference period. In dollars. Range = 0,999999.		
U All households		
D HH-FDS-2	6	866
Total household food stamps income received for month 2 of the reference period. In dollars. Range = 0,999999.		
U All households		
D HH-FDS-3	6	872
Total household food stamps income received for month 3 of the reference period. In dollars. Range = 0,999999.		
U All households		
D HH-FDS-4	6	878
Total household food stamps income received for month 4 of the reference period. In dollars. Range = 0,999999.		
U All households		
*		*
* Recoded program questions		*
*		*
D ENGRYTP	1	884
What type of energy assistance was received		
U Households receiving government energy assistance		
V 0 .Not applicable		
1 .Checks sent to household		
2 .Coupons or vouchers sent to household		
3 .Payments sent elsewhere		
4 .Checks and coupons or vouchers sent to household		
5 .Checks sent to household and payments sent elsewhere		
6 .Coupons or voucher sent to household and payments sent elsewhere		
7 .All three types of assistance		

HOUSEHOLD

DATA	SIZE	BEGIN	
D TYPELUNH	1	885	
			Are the lunches free or reduced-price
U			Households with 1 or more children 5 to 18 receiving free or reduced-price lunches
V 0			.Not applicable
1			.Free
2			.Reduced-price
3			.Both
D TYPEBRKF	1	886	
			Are the breakfasts free or reduced-price
U			Households with 1 or more children 5 to 18 receiving free or reduced-price breakfasts
V 0			.Not applicable
1			.Free
2			.Reduced-price
3			.Both
* * *			Program questions * *
D PROGQUES	1	887	
			Check item #1
			Is this the reference person's questionnaire
U			All households
V 0			.Not in universe
1			.Yes
2			.No
3			.Program questions taken from other household within sample unit
D SC4816	1	888	
			Has this household received energy assistance from the government in the past 4 months
U			All households
V 0			.Not in universe
1			.Yes
2			.No - skip to SC4826
* * * * * * * *			The next 3 fields (SC4818 through SC4822) are possible answers to the question: Was this assistance received in the form of checks, coupons or vouchers sent to this household or were the payments sent directly



HOUSEHOLD

DATA	SIZE	BEGIN
* to a utility company, fuel dealer, *		
* or landlord *		
* *		
D SC4818	1	887
Checks sent to household		
U Households receiving government energy assistance		
V 0 .Not marked as a place where payments were sent or not in universe based on response to SC4816		
1 .Marked as a place where payments were sent		
D SC4820	1	890
Coupons or vouchers sent to household		
U Households receiving government energy assistance		
V 0 .Not marked as a place where payments were sent or not in universe based on response to SC4816		
1 .Marked as a place where payments were sent		
D SC4822	1	891
Payments sent directly to utility company, fuel dealer, or landlord		
U Households receiving government energy assistance		
V 0 .Not marked as a place where payments were sent or not in universe based on response to SC4816		
1 .Marked as a place where payments were sent		
D SC4824	6	892
What was the total amount of the energy assistance received by this household during the past 4 months		
Range = 0,999999,		
U Households receiving government energy assistance		
V 000000 .Not in universe		
D SC4826	1	898
Check item P2		
Are there any children 5 to 18 years old who live in the household		

HOUSEHOLD

DATA	SIZE	BEGIN
U All households		
V 0 .Not in universe		
1 .Yes		
2 .No		
D SC4826	1	899
Do any of the children in this household usually eat a complete hot lunch offered at school		
U Households with 1 or more children age 5 to 18		
V 0 .Not in universe		
1 .Yes		
2 .No		
D SC4830	2	900
How many children usually eat a complete hot lunch at school		
Total children = 1,20.		
U Households with 1 or more children age 5 to 18		
V 00 .Not in universe		
D SC4832	1	902
Do any of the children receive free or reduced-price lunches this school year because they qualified for the Federal school lunch program		
U Households with 1 or more children age 5 to 18		
V 0 .Not in universe		
1 .Yes		
2 .No - skip to SC4840		
D SC4834	2	903
How many children receive free or reduced-price lunches		
Total children = 1,20.		
U Households with 1 or more children age 5 to 18		
V 00 .Not in universe		
*		*
*	The next 2 fields (SC4834 through	*
*	SC4838) are possible answers to the	*
*	question:	*
*		*
*	Are the lunches free or are they	*
*	reduced-price	*
*		*

|

70

HOUSEHOLD

DATA	SIZE	BEGIN
D SC4836	1	905
Free lunch		
U Households with 1 or more children		
age 5 to 18 receiving free lunch		
V 0 .Not marked as a free lunch or not		
in universe based on response to		
SC4832		
1 .Marked as a free lunch		
D SC4838	1	906
Reduced-price lunch		
U Households with 1 or more children age		
5 to 18 receiving reduced-price lunch		
V 0 .Not marked as a reduced-price		
lunch or not in universe based on		
response to SC4832		
1 .Marked as a reduced-price		
lunch		
D SC4840	1	907
Do any of the children receive free		
or reduced-price school breakfasts		
this school year		
U Households with 1 or more children		
age 5 to 18		
V 0 .Not in universe		
1 .Yes		
2 .No		
D SC4842	2	908
How many children receive free or		
reduced-price breakfast		
Total children = 1,20.		
U Households with 1 or more children		
age 5 to 18		
V 00 .Not in universe		
*		*
*	The next 2 fields (SC4844 through	*
*	SC4846) are possible answers to the	*
*	question?	*
*		*
*	Are the breakfasts free or are they	*
*	reduced-price	*
*		*
D SC4844	1	910
Free breakfast		
U Households with 1 or more children		

HOUSEHOLD

DATA	SIZE	BEGIN
age 5 to 18 receiving free breakfast		
V 0		.Not marked as a free breakfast or not in universe based on response to SC4840
1		.Marked as a free breakfast
D SC4844	1	911
Reduced-price breakfast		
U Households with 1 or more children age 5 to 18 receiving reduced-price breakfast		
V 0		.Not marked as a reduced-price breakfast or not in universe based on response to SC4840
1		.Marked as a reduced-price breakfast
*		*
*		Program questions imputation flags
*		*
D PG-IMP06	1	912
Program questions imputation flag 6 imputation of 'SC4816'		
V 0		.Not imputed
1		.Imputed
D PG-IMP07	1	913
Program questions imputation flag 7 imputation of 'SC4818'		
V 0		.Not imputed
1		.Imputed
D PG-IMP08	1	914
Program questions imputation flag 8 imputation of 'SC4820'		
V 0		.Not imputed
1		.Imputed
D PG-IMP09	1	915
Program questions imputation flag 9 imputation of 'SC4822'		
V 0		.Not imputed
1		.Imputed
D PG-IMP10	1	916
Program questions imputation flag 10 imputation of 'SC4824'		
V 0		.Not imputed
1		.Imputed

|

72

HOUSEHOLD

DATA	SIZE	BEGIN
D PG-IMP11	1	917
Program questions imputation flag 11 imputation of 'SC4828'		
V 0	.Not imputed	
1	.Imputed	
D PG-IMP12	1	918
Program questions imputation flag 12 imputation of 'SC4830'		
V 0	.Not imputed	
1	.Imputed	
D PG-IMP13	1	919
Program questions imputation flag 13 imputation of 'SC4832'		
V 0	.Not imputed	
1	.Imputed	
D PG-IMP14	1	920
Program questions imputation flag 14 imputation of 'SC4834'		
V 0	.Not imputed	
1	.Imputed	
D PG-IMP15	1	921
Program questions imputation flag 15 imputation of 'SC4836'		
V 0	.Not imputed	
1	.Imputed	
D PG-IMP16	1	922
Program questions imputation flag 16 imputation of 'SC4838'		
V 0	.Not imputed	
1	.Imputed	
D PG-IMP17	1	923
Program questions imputation flag 17 imputation of 'SC4840'		
V 0	.Not imputed	
1	.Imputed	
D PG-IMP18	1	924
Program questions imputation flag 18 imputation of 'SC4842'		
V 0	.Not imputed	
1	.Imputed	

HOUSEHOLD

DATA	SIZE	BEGIN
D PG-IMP19	1	925
Program questions imputation flag 19 imputation of 'SC4844'		
V 0	.Not imputed	
1	.Imputed	
D PG-IMP20	1	926
Program questions imputation flag 20 imputation of 'SC4846'		
V 0	.Not imputed	
1	.Imputed	
D HH-FILL8	814	927
Blank filler		

FAMILY

DATA	SIZE	BEGIN	
* * A family record is created for * every month of the reference * period for each family *			* * * * *
D FFSEGNUM	5	1	
Sequence number of sample unit. Used to identify all persons in the same family in a given month.			
U All sample units			
D FF-RCTYP	2	6	
Record type indicator			
U All families			
V 30.Family record			
D FF-RCSEQ	2	8	
Record sequence number within structure and record type			
U All families			
D FF-ID	9	10	
Identification number. Unique scrambled combination of the PSU (3 characters), segment (4 characters), and serial (2 characters) numbers of the original sample address.			
U All families			
D FF-HHINX	2	19	
Index of household record to which this family record 'belongs'			
U All families			
D FF-MONTH	1	21	
Month of reference period for which this family is defined. Range = 1,5.			
U All families			
D FF-NUMBER	2	22	
Number of persons in this family. Range = 1,30.			
U All families			
D FF-PINX	60	24	TABLE
Indexes of person records of family members.			

FAMILY

DATA	SIZE	BEGIN
------	------	-------

Note: This item consists of 30
2-character cells. Each cell contains
an index number.

U All families

D	FFREPER	2	64
---	---------	---	----

Index of the family reference person.
For unrelated individuals, this is
that individual's index.

U All families

D	FFSPOUSE	2	66
---	----------	---	----

Index of spouse of family reference
person, if present.

U All families

D	FF-TYPE	1	88
---	---------	---	----

Type of family (or pseudo-family)
this record describes

U All families

V 1 .Primary family

2 .Sub-family

3 .Secondary family

4 .Primary individual

5 .Secondary individual

D	FF-KIND	1	89
---	---------	---	----

Kind of family (or pseudo-family)
this record describes

U All families

V 1 .Headed by husband/ wife

2 .Male reference person

3 .Female reference person

D	FFOLNKID	2	90
---	----------	---	----

Number of own children in family.
Range = 0-30.

U All families

V 00 .None

01 .One

02 .Two

* *

* *

* *

30 .Thirty or more

D	FFOKLT18	2	92
---	----------	---	----

Number of own children under age 18
in family. Range = 0-30.

FAMILY

DATA	SIZE	BEGIN
U All families		
V 00 .None		
01 .One		
02 .Two		
* .		*
* .		*
* .		*
30.Thirty or more		
* .		*
* Family low income cutoff		*
* .		*
D FF-POV	5	94
Low income cutoff for this family.		
In dollars. Range = 0,30000.		
U All families		
* .		*
* Income aggregates		*
* These aggregates were derived		*
* from income figures that may		*
* have been previously topcoded.		*
* For a further discussion on		*
* topcoding, see the text section		*
* "Topcoding of Income Variables."		*
* .		*
D FF-TOTIN	8	99
Total family income for relevant month		
of the reference period. In dollars.		
Range = -1500000,1500000.		
U All families		
D FF-EARN	7	107
Total family earned income for relevant		
month of the reference period. In		
dollars. Range = 0,1500000.		
U All families		
D FF-PROP	8	114
Total family property income for relevant		
month of the reference period. In dollars.		
Range = -1500000,1500000.		
U All families		
D FF-TRAN	7	122
Total family means-tested cash transfers for		
the relevant month of the reference period.		
In dollars. Range = 0,1500000.		
U All families		

FAMILY

DATA	SIZE	BEGIN
D FF-OTHER	7	129
Total 'other' family income for relevant month of the reference period. In dollars. Range = 0,1500000.		
U All families		
D FFSOCSEC	6	136
Total family Social Security income for relevant month of the reference period. In dollars. Range = 0,150000.		
U All families		
D FF-SSI	6	142
Total family Federal supplemental security income (SSI) for relevant month of the reference period. In dollars. Range = 0,150000.		
U All families		
D FF-UNEMP	6	148
Total family unemployment income for relevant month of the reference period. In dollars. Range = 0,150000.		
U All families		
D FF-VETPY	6	154
Total family veterans payments income for relevant month of the reference period. In dollars. Range = 0,150000.		
U All families		
D FF-AFDC	6	160
Total family AFDC income for relevant month of the reference period. In dollars. Range = 0,150000.		
U All families		
D FF-FDSTP	6	166
Total family food stamps income received for relevant month of the reference period. In dollars. Range = 0,150000.		
U All families		
*		*
* Family weight		*
*		*
D FF-FINWT	10	172
Final weight for family head. 4 implied decimals.		

78

FAMILY

DATA	SIZE	BEGIN
------	------	-------

Range =0.0,100000.0000

U All families

D FF-FILL	1559	182
Blank filler		

PERSON

DATA	SIZE	BEGIN
D PPSEQNUM	5	1
Sequence number of sample unit in which the person resides		
U All sample units		
D PP-RECTYP	2	6
Record type indicator		
U All persons, including children		
V 40. Person record		
D PP-RCSEQ	2	8
Record sequence number within sample unit and record type		
U All persons, including children		
D PP-ID	9	10
Identification number.		
Unique scrambled combination of the PSU (3 characters), segment (4 characters), and serial (2 characters) numbers of the original sample address.		
U All persons, including children		
D PP-WAVE	1	19
Wave of data collection		
U All persons, including children		
D PP-ADD-1	2	20
Current address ID identifying the household this person occupied - month 1		
U All persons, including children		
V 00 .Not a sample person this month		
D PP-ADD-2	2	22
Current address ID identifying the household this person occupied - month 2		
U All persons, including children		
V 00 .Not a sample person this month		
D PP-ADD-3	2	24
Current address ID identifying the household this person occupied - month 3		
U All persons, including children		
V 00 .Not a sample person this month		

60

PERSON


DATA	SIZE	BEGIN
D PP-ADD-4	2	26
Current address ID identifying the household this person occupied - month 4		
U All persons, including children		
V 00 .Not a sample person this month		
D PP-ADD-5	2	29
Address ID identifying the household this person occupied - interview month		
U All persons, including children		
V 00 .Not a sample person this month		
D PP-INTW	1	30
Person's interview status		
U All persons, including children		
V 0 .Not applicable (children under 15)		
1 .Interview (self)		
2 .Interview (proxy)		
3 .Noninterview - type Z refusal		
4 .Noninterview - type Z other		
D PP-MIS-1	1	31
Person's interview status - month 1		
U All persons, including children		
V 1 .Interview		
2 .Noninterview		
D PP-MIS-2	1	32
Person's interview status - month 2		
U All persons, including children		
V 1 .Interview		
2 .Noninterview		
D PP-MIS-3	1	33
Person's interview status - month 3		
U All persons, including children		
V 1 .Interview		
2 .Noninterview		
D PP-MIS-4	1	34
Person's interview status - month 4		
U All persons, including children		
V 1 .Interview		
2 .Noninterview		
D PP-MIS-5	1	35
Person's interview status -		

PERSON

DATA	SIZE	BEGIN
		interview month
U		All persons, including children
V		1 .Interview
		2 .Noninterview
D	2	36
		Edited entry address ID
		Address ID of the household that this person belonged to at the time this person first became part of the sample
U		All persons, including children
D	3	38
		Edited person number
U		All persons, including children
D	2	41
		Index of the household record that defines the household that the person belonged to for month 1
U		All persons, including children
V		00 .Not a sample person this month
*		Example: *
*		If PP-HH-1 = 2 for a person, that *
*		person was a member of the household *
*		with a value of 2 in the field *
*		HH-RCSEQ, during the first month of *
*		the reference period. *
*		* *
D	2	43
		Index of the household record that defines the household that the person belonged to for month 2
U		All persons, including children
V		00 .Not a sample person this month
D	2	45
		Index of the household record that defines the household that the person belonged to for month 3
U		All persons, including children
V		00 .Not a sample person this month
D	2	47
		Index of the household record that defines the household that the person belonged to for month 4
U		All persons, including children
V		00 .Not a sample person this month

PERSON

DATA	SIZE	BEGIN
D PP-HH-5	2	49
Index of the household record that defines the household that the person belonged to for the interview month		
U All persons, including children		
V 00 .Not a sample person this month		
D PP-FAM-1	2	51
Index of the family record that defines the family that the person belonged to for month 1		
U All persons, including children		
V 00 .Not a sample person this month		
D PP-FAM-2	2	53
Index of the family record that defines the family that the person belonged to for month 2		
U All persons, including children		
V 00 .Not a sample person this month		
D PP-FAM-3	2	55
Index of the family record that defines the family that the person belonged to for month 3		
U All persons, including children		
V 00 .Not a sample person this month		
D PP-FAM-4	2	57
Index of the family record that defines the family that the person belonged to for month 4		
U All persons, including children		
V 00 .Not a sample person this month		
D PP-SUB-1	2	59
Index of the family record that defines the related subfamily that the person belonged to for month 1		
U All persons, including children		
V 00 .Not a sample person this month		
D PP-SUB-2	2	61
Index of the family record that defines the related subfamily that the person belonged to for month 2		
U All persons, including children		
V 00 .Not a sample person this month		




PERSON

DATA	SIZE	BEGIN
0 PP-SUB-3	2	63
Index of the family record that defines the related subfamily that the person belonged to for month 3		
U All persons, including children		
V 00 .Not a sample person this month		
0 PP-SUB-4	2	65
Index of the family record that defines the related subfamily that the person belonged to for month 4		
U All persons, including children		
V 00 .Not a sample person this month		
0 PP-1STWS	2	67
Index of first wage and salary record for this person		
U Persons 15 years old or older		
V 00 .Indicates the person has no wage and salary records		
0 PP-LSTWS	2	69
Index of last wage and salary record for this person		
U Persons 15 years old or older		
V 00 .Indicates the person has no wage and salary records		
0 PP-1STSE	2	71
Index of first self-employment record for this person		
U Persons 15 years old or older		
V 00 .Indicates the person has no self-employment records		
0 PP-LSTSE	2	73
Index of last self-employment record for this person		
U Persons 15 years old or older		
V 00 .Indicates the person has no self-employment records		
0 PP-1STG1	2	75
Index of first general amounts type-1 record for this person		
U Persons 15 years old or older		
V 00 .Indicates the person has no general amounts type-1 records		




PERSON


DATA	SIZE	BEGIN
D PP-LSTG1	2	77
Index of last general amounts type-1 record for this person. All type-1 records for a person will be grouped together so that all records between PP-1STG1 and PP-LSTG1 belong to that person.		
U Persons 15 years old or older		
V 00 .Indicates the person has no general amounts type-1 records.		
D PP-INXG2	2	79
Index of general amounts type-2 record for this person.		
U Persons 15 years old or older		
V 00 .Indicates the person has no general amounts type-2 record		
*		*
* Person weights and factors		*
* by months 1-4 and interview month		*
*		*
D FNLWGT-1	10	81
Weight for the person - month 1. 4 implied decimals.		
U All persons, including children		
D FNLWGT-2	10	91
Weight for the person - month 2. 4 implied decimals.		
U All persons, including children		
D FNLWGT-3	10	101
Weight for the person - month 3. 4 implied decimals.		
U All persons, including children		
D FNLWGT-4	10	111
Weight for the person - month 4. 4 implied decimals.		
U All persons, including children		
D FNLWGT-5	10	121
Weight for the person - interview date. 4 implied decimals.		
U All persons, including children		
*		*
* Demographic characteristics from		*



PERSON

DATA	SIZE	BEGIN
* previous wave		*
*		*
D PW-ADDID	2	131
Previous wave address ID		
U All persons, including children		
V 00 .Not applicable (Person not in sample previous wave)		
D PW-RRP	1	133
Previous wave relationship to reference person		
U All persons, including children		
V 0 .Nonrelative of reference person with no own relatives in household		
1 .Reference person with relatives in household		
2 .Reference person with no relatives in household		
3 .Husband of reference person		
4 .Wife of reference person		
5 .Own child (son or daughter) of reference person		
6 .Parent of reference person		
7 .Brother/Sister of reference person		
8 .Other relative of reference person		
9 .Nonrelative of reference person with own relatives in household		
D PW-ME	1	134
Previous wave marital status		
U Persons 15 years old or older		
V 0 .Not applicable		
1 .Married, spouse present		
2 .Married, spouse absent		
3 .Widowed		
4 .Divorced		
5 .Separated		
6 .Never married		
9 .Not answered		
D PW-PNSP	3	135
Previous wave person number of spouse		
U Persons 15 years old or older		
V -09 .Not answered		
000 .Not in universe		
999 .Not applicable		
D PW-PNPT	3	138
Previous wave person number of parent		






PERSON

DATA	SIZE	BEGIN
2		
.Household reference person living alone or with only nonrelatives (primary individual)		
3		
.Spouse of household reference person		
4		
.Child of household reference person		
5		
.Other relative of household reference person		
6		
.Nonrelative of household reference person but related to others in the household - member of an unrelated sub (secondary) family		
7		
.Nonrelative of household reference person and not related to anyone else in the household (secondary individual)		
D RRP-2	1	145
Edited relationship to reference person - month 2		
U		
All persons, including children		
V 0		
.Not a sample person this month		
1		
.Household reference person, living with relatives		
2		
.Household reference person living alone or with only nonrelatives (primary individual)		
3		
.Spouse of household reference person		
4		
.Child of household reference person		
5		
.Relative of household reference other person		
6		
.Nonrelative of household reference person but related to others in the household - member of an unrelated sub (secondary) family		
7		
.Nonrelative of household reference person and not related to anyone else in the household (secondary individual)		
D RRP-3	1	146
Edited relationship to reference person - month 3		
U		
All persons, including children		
V 0		
.Not a sample person this month		
1		
.Household reference person, living with relatives		
2		
.Household reference person living alone or with only nonrelatives (primary individual)		
3		
.Spouse of household reference person		
4		
.Child of household reference person		




PERSON

DATA	SIZE	BEGIN
5 .Other relative of household reference person		
6 .Nonrelative of household reference person but related to others in the household - member of an unrelated sub (secondary) family		
7 .Nonrelative of household reference person and not related to anyone else in the household (secondary individual)		
<input type="checkbox"/> RRF-4	1	147
Edited relationship to reference person - month 4		
U All persons, including children		
<input checked="" type="checkbox"/> 0 .Not a sample person this month		
1 .Household reference person, living with relatives		
2 .Household reference person living alone or with only nonrelatives (primary individual)		
3 .Spouse of household reference person		
4 .Child of household reference person		
5 .Other relative of household reference person		
6 .Nonrelative of household reference person but related to others in the household - member of an unrelated sub (secondary) family		
7 .Nonrelative of household reference person and not related to anyone else in the household (secondary individual)		
<input type="checkbox"/> RRF-5	1	148
Edited relationship to reference person - interview date		
U All persons, including children		
<input checked="" type="checkbox"/> 0 .Not a sample person this month		
1 .Household reference person, living with relatives		
2 .Household reference person living alone or with only nonrelatives (primary individual)		
3 .Spouse of household reference person		
4 .Child of household reference person		
5 .Other relative of household reference person		
6 .Nonrelative of household reference person but related to others in the		




PERSON

DATA	SIZE	BEGIN
household - member of an unrelated sub (secondary) family		
7 .Nonrelative of household reference person and not related to anyone else in the household (secondary individual)		
D AGE-1	2	149
Edited and imputed age as of last birthday. Age in years. Month 1		
U All persons, including children		
V 00 .Less than 1 full year or not a sample person this month		
85 .85 years old or older		
D AGE-2	2	151
Edited and imputed age as of last birthday. Age in years. Month 2		
U All persons, including children		
V 00 .Less than 1 full year or not a sample person this month		
85 .85 years old or older		
D AGE-3	2	153
Edited and imputed age as of last birthday. Age in years. Month 3		
U All persons, including children		
V 00 .Less than 1 full year or not a sample person this month		
85 .85 years old or older		
D AGE-4	2	155
Edited and imputed age as of last birthday. Age in years. Month 4		
U All persons, including children		
V 00 .Less than 1 full year or not a sample person this month		
85 .85 years old or older		
D AGE-5	2	157
Edited and imputed age as of last birthday. Age in years. Interview month		
U All persons, including children		
V 00 .Less than 1 full year or not a sample person this month		
85 .85 years old or older		
D SEX	1	159
Sex of this person		



PERSON

DATA	SIZE	BEGIN
Edited and imputed		
U	All persons, including children	
V	1 .Male	
	2 .Female	
D RACE	1	160
Race of this person		
Edited and imputed		
U	All persons, including children	
V	1 .White	
	2 .Black	
	3 .American Indian, Eskimo or Aleut	
	4 .Asian or Pacific Islander	
D MS-1	1	161
Marital status - month 1		
If a person's marital status changed during any month, the marital status shown is the status maintained for the greatest part of the month.		
Edited and imputed		
U	Persons 15 years old or older	
V	0 .Not a sample person this month	
	1 .Married, spouse present	
	2 .Married, spouse absent	
	3 .Widowed	
	4 .Divorced	
	5 .Separated	
	6 .Never married	
D MS-2	1	162
Marital status - month 2		
If a person's marital status changed during any month, the marital status shown is the status maintained for the greatest part of the month.		
Edited and imputed		
U	Persons 15 years old or older	
V	0 .Not a sample person this month	
	1 .Married, spouse present	
	2 .Married, spouse absent	
	3 .Widowed	
	4 .Divorced	
	5 .Separated	
	6 .Never married	
D MS-3	1	163
Marital status - month 3		



PERSON

DATA SIZE BEGIN

If a person's marital status changed during any month, the marital status shown is the status maintained for the greatest part of the month.

Edited and imputed

U Persons 15 years old or older

V 0 .Not a sample person this month

1 .Married, spouse present

2 .Married, spouse absent

3 .Widowed

4 .Divorced

5 .Separated

6 .Never married

D MS-4 1 164

Marital status - month 4

If a persons marital status changed during any month, the marital status shown is the status maintained for the greatest part of the month.

Edited and imputed

U Persons 15 years old or older

V 0 .Not a sample person this month

1 .Married, spouse present

2 .Married, spouse absent

3 .Widowed

4 .Divorced

5 .Separated

6 .Never married

D MS-5 1 165

Marital status - interview date -

Edited and imputed

U Persons 15 years old or older

V 0 .Not a sample person this month

1 .Married, spouse present

2 .Married, spouse absent

3 .Widowed

4 .Divorced

5 .Separated

6 .Never married


D FAMTYP-1 1 166

Family type to which this person belongs - month 1

U All persons, including children


V 0 .Primary family or not a sample person this month

1 .Secondary individual (not a family



PERSON

DATA	SIZE	BEGIN
member)		
2 .Unrelated sub (secondary) family		
3 .Related subfamily		
4 .Primary individual		
D FAMTYP-2	1	167
Family type to which this person belongs - month 2		
U All persons, including children		
V 0 .Primary family or not a sample person this month		
1 .Secondary individual (not a family member)		
2 .Unrelated sub (secondary) family		
3 .Related subfamily		
4 .Primary individual		
D FAMTYP-3	1	168
Family type to which this person belongs - month 3.		
U All persons, including children		
V 0 .Primary family or not a sample person this month		
1 .Secondary individual (not a family member)		
2 .Unrelated sub (secondary) family		
3 .Related subfamily		
4 .Primary individual		
D FAMTYP-4	1	169
Family type to which this person belongs - month 4		
U All persons, including children		
V 0 .Primary family or not a sample person this month		
1 .Secondary individual (not a family member)		
2 .Unrelated sub (secondary) family		
3 .Related subfamily		
4 .Primary individual		
D FAMTYP-5	1	170
Family type to which this person belongs - interview date		
U All persons, including children		
V 0 .Primary family or not a sample person this month		
1 .Secondary individual (not a family		



PERSON

DATA	SIZE	BEGIN
member)		
2 .Unrelated sub (secondary) family		
3 .Related subfamily		
4 .Primary Individual		
D FAMREL-1	1	171
Sub/secondary family relationship		
code - month 1		
U All persons, including children		
V 0 .Not applicable (person not in related		
subfamily or unrelated secondary family)		
or not a sample person this month		
1 .Reference person of family		
2 .Spouse of family reference person		
3 .Child of family reference person		
4 .Other relative of family reference		
person		
D FAMREL-2	1	172
Sub/secondary family relationship		
code - month 2		
U All persons, including children		
V 0 .Not applicable (person not in related		
subfamily or unrelated secondary family)		
or not a sample person this month		
1 .Reference person of family		
2 .Spouse of family reference person		
3 .Child of family reference person		
4 .Other relative of family reference		
person		
D FAMREL-3	1	173
Sub/secondary family relationship		
code - month 3		
U All persons, including children		
V 0 .Not applicable (person not in related		
subfamily or unrelated secondary family)		
or not a sample person this month		
1 .Reference person of family		
2 .Spouse of family reference person		
3 .Child of family reference person		
4 .Other relative of family reference		
person		
D FAMREL-4	1	174
Sub/secondary family relationship		
code - month 4		
U All persons, including children		
V 0 .Not applicable (person not in related		


PERSON

DATA	SIZE	BEGIN
subfamily or unrelated secondary family) or not a sample person this month 1 .Reference person of family 2 .Spouse of family reference person 3 .Child of family reference person 4 .Other relative of family reference person		
D FAMREL-5	1	175
Sub/secondary family relationship code - interview date U All persons, including children V 0 .Not applicable (person not in related subfamily or unrelated secondary family) or not a sample person this month 1 .Reference person of family 2 .Spouse of family reference person 3 .Child of family reference person 4 .Other relative of family reference person		
D FAMNUM-1	1	176
Sub/secondary family number - month 1. Range = 0-6 U All persons, including children V 0 .Not applicable (person not in related subfamily or unrelated secondary family) or not a sample person this month		
D FAMNUM-2	1	177
Sub/secondary family number - month 2 Range =0-6 U All persons, including children V 0 .Not applicable (person not in related subfamily or unrelated secondary family) or not a sample person this month		
D FAMNUM-3	1	178
Sub/secondary family number - month 3 Range=0-6 U All persons, including children V 0 .Not applicable (person not in related subfamily or unrelated secondary family) or not a sample person this month		
D FAMNUM-4	1	179
Sub/secondary family number - month 4 Range=0-6		




PERSON

DATA	SIZE	BEGIN
U All persons; including children		
V 0 .Not applicable (person not in related subfamily or unrelated secondary family) or not a sample person this month		
D FAMNUM-5	1	180
Sub/secondary family number - interview date. Range = 0;6		
U All persons; including children		
V 0 .Not applicable (person not in related subfamily or unrelated secondary family) or not a sample person this month		
D POP-STAT	1	181
Population status. This field identifies whether or not a person was eligible to be asked a full set of questions, based on his/her age at time of interview.		
U All persons; including children		
V 1 .Adult (15 years of age or older)		
2 .Child (under 15 at interview)		
D PNSP-1	3	182
Person number of spouse - month 1		
U Persons 15 years old or older		
V 000 .Not a sample person this month		
999 .Not applicable		
D PNSP-2	3	185
Person number of spouse - month 2		
U Persons 15 years old or older		
V 000 .Not a sample person this month		
999 .Not applicable		
D PNSP-3	3	188
Person number of spouse - month 3		
U Persons 15 years old or older		
V 000 .Not a sample person this month		
999 .Not applicable		
D PNSP-4	3	191
Person number of spouse - month 4		
U Persons 15 years old or older		
V 000 .Not a sample person this month		
999 .Not applicable		
D PNSP-5	3	194
Person number of spouse - interview date		




PERSON

DATA	SIZE	BEGIN
U Persons 15 years old or older		
V 000 .Not a sample person this month		
999.Not applicable		
D PNPT-1	3	197
Person number of parent - month 1		
U Persons 15 years old or older		
V 000 .Not a sample person this month		
999.Not applicable		
D PNPT-2	3	200
Person number of parent - month 2		
U Persons 15 years old or older		
V 000 .Not a sample person this month		
999.Not applicable		
D PNPT-3	3	203
Person number of parent - month 3		
U Persons 15 years old or older		
V 000 .Not a sample person this month		
999.Not applicable		
D PNPT-4	3	206
Person number of parent - month 4		
U Persons 15 years old or older		
V 000 .Not a sample person this month		
999.Not applicable		
D PNPT-5	3	209
Person number of parent - interview date		
U Persons 15 years old or older		
V 000 .Not a sample person this month		
999.Not applicable		
D VETSTAT	1	212
Did this person ever serve on active duty in the U.S. Armed Forces		
U Persons 15 years old or older		
V 0 .Not applicable (under 15) or not in sample		
1 .Yes		
2 .No		
D HIGRADE	2	213
What is the highest grade or year of regular school this person attended		
U Persons 15 years old or older		



PERSON


DATA	SIZE	BEGIN
V 00.		
Not applicable if under 15, did not attend, or attended only kindergarten		
* 01-08	.Elementary	*
* 09-12	.High school	*
* 21-26	.College	*
D GRD-CMPL	1	215
Did he/she complete that grade		
U Persons 15 years old or older		
V 0		
.Not applicable if under 15, did not attend, or attended only kindergarten		
1	.Yes	
2	.No	
D ETHNICITY	2	216
Ethnic origin		
U All persons, including children		
V 01.	German	
02.	English	
03.	Irish	
04.	French	
05.	Italian	
06.	Scottish	
07.	Polish	
08.	Dutch	
09.	Swedish	
10.	Norwegian	
11.	Russian	
12.	Ukrainian	
13.	Welsh	
14.	Mexican-American	
15.	Chicano	
16.	Mexican	
17.	Puerto Rican	
18.	Cuban	
19.	Central or South American (Spanish)	
20.	Other Spanish	
21.	Afro-American (Black or Negro)	
30.	Another group not listed	
39.	Don't know	
D IN-AF	1	218
Is this person currently in the Armed Forces		
U Persons 15 years old or older		
V 0		
.Not applicable		
1	.Yes	



98


PERSON

DATA	SIZE	BEGIN
2 .No		
* * * * *		
* Freedited control card section *		
* * * * *		
D U-ENTRY	2	217
Freedited entry address I.D.		
Control card item 17		
U All persons, including children		
D U-PNUM	3	221
Freedited person number		
Control card item 18		
U All persons, including children		
D U-RRP	1	224
Freedited relationship to reference		
person. Control card item 19B		
U All persons, including children		
V 1 .Reference person with relatives in HH		
2 .Reference person with no rel. in HH		
3 .Husband of reference person		
4 .Wife of reference person		
5 .Own child of reference person		
6 .Parent of reference person		
7 .Brother/sister of reference person		
8 .Other relative of reference person		
9 .Nonrelative of reference person		
with own relatives in HH		
0 .Nonrelative of reference person		
with no own relatives in HH		
D U-HMEM	1	225
Freedited household member status		
Control card item 20		
U All persons, including children		
V 1 .Yes - current HH member		
2 .No		
* * * * *		
* The next 8 fields consist of 4 pairs. *		
* The first field in each pair gives *		
* information recorded on the control *		
* card of the household the person left *		
* after the previous wave. The second *		
* field in each pair gives information *		
* repeated on the control card of the *		
* current household. *		
* * * * *		



PERSON

DATA	SIZE	BEGIN
D U-REALFT	2	226
Preeditd reason for leaving previous wave address. Control card item 23		
U All persons, including children		
V 00	.Not applicable (person did not move or not in sample previous wave) or not answered	
05	.Left - deceased	
06	.Left - institutionalized	
07	.Left - living in Armed Forces barracks	
08	.Left - moved outside of country	
09	.Left - separation or divorce	
10	.Left - person 201 or greater no longer living with a sample person	
11	.Left - other	
99	.Interviewed in previous wave but not in sample	
D U-REACT	2	228
Preeditd reason for entering current address. Control card item 23		
U All persons, including children		
V 00	.Not applicable (person did not move or person no longer in sample) or not answered	
01	.Entered - birth	
02	.Entered - marriage	
03	.Entered - other	
04	.Entered (before sample people)	
12	.Entered merged household	
13	.Reentered household	
D U-MONLFT	2	230
Preeditd month left previous wave address. Control card item 23.		
Range = 0,12		
U All persons, including children		
V 00	.Not applicable (person did not move or not in sample previous wave)	
D U-MONENT	2	232
Preeditd month entered current address. Control card item 23. Range = 0,12		
U All persons, including children.		
V 00	.Not applicable (person did not move or person no longer in sample)	
D U-DAYLFT	2	234
Preeditd day left previous wave address.		



PERSON

DATA	SIZE	BEGIN
------	------	-------

Control card item 23. Range = 0,30

U All persons, including children

V 00 .Not applicable (person did not move
or not in sample previous wave)

D U-DAYENT	2	236
------------	---	-----

Preeditd day entered current address.

Control card item 23. Range = 0,31

U All persons, including children

V 00 .Not applicable (person did not move
or person no longer in sample)

D CC-ADLFT	2	238
------------	---	-----

Control card address ID of previous
wave

U All persons, including children

V 00 .Not applicable (person did not move
or not in sample previous wave)

D CC-ACENT	2	240
------------	---	-----

Control card address ID of current wave

U All persons, including children

V 00 .Not applicable (person did not move or
person no longer in sample)

D U-BRTHYR	4	242
------------	---	-----

Preeditd year of birth.

Control card item 24

U All persons, including children

V -009 .Not answered
1900 .Born 1900 or earlier

D U-PAPT	3	246
----------	---	-----

Preeditd person number of parent.

Control card item 25

U Persons 15 years old or older

V -09 .Not answered

D U-MS	1	249
--------	---	-----

Preeditd marital status.

Control card item 26A

U Persons 15 years old or older

V 0 .Not applicable

1 .Married - spouse present

2 .Married - spouse absent

3 .Widowed

4 .Divorced

5 .Separated




PERSON

DATA	SIZE	BEGIN
6 .Never married		
9 .Not answered		
0 U-PNSP	3	250
Preeditd person number of spouse		
Control card item 26B		
U Persons 15 years old or older		
V -09 .Not answered		
000 .Not applicable		
0 U-PNGD	3	253
Preeditd person number of designated		
parent or guardian.		
Control card item 27		
U Persons 15 years old or older		
V -09 .Not answered		
000 .Not applicable		
0 U-SEX	1	256
Preeditd sex code.		
Control card item 28		
U All persons, including children		
V 1 .Male		
2 .Female		
9 .Not answered		
0 U-RACE	1	257
Preeditd race code.		
Control card item 29		
U All persons, including children		
V 1 .White		
2 .Black		
3 .American Indian, Eskimo or Aleut		
4 .Asian or Pacific Islander		
5 .Other		
9 .Not answered		
0 U-ORIGIN	2	258
Uneditd ethnic origin code.		
Control card item 30		
U All persons, including children		
V -9 .Not answered		
01 .German		
02 .English		
03 .Irish		
04 .French		
05 .Italian		
06 .Scottish		
07 .Polish		



PERSON

DATA	SIZE	BEGIN
08 .Dutch		
09 .Swedish		
10 .Norwegian		
11 .Russian		
12 .Ukrainian		
13 .Welsh		
14 .Mexican-American		
15 .Chicano		
16 .Mexican		
17 .Puerto Rican		
18 .Cuban		
19 .Central or South American (Spanish speaking)		
20 .Other Spanish		
21 .Afro-American (Black or Negro)		
30 .Another group not listed		
39 .Don't know		
D U-HIGRDE	2	260
Unedited highest grade of school attended. Control card item 31A		
U Persons 15 years old or older		
V -9 .Not answered		
00 .Not applicable, did not attend, attended only kindergarten		
* 01-08 .Elementary	*	*
* 09-12 .High school	*	*
* 21-26 .College	*	*
* *	*	*
D U-COMPL	1	262
Was highest grade completed.		
Unedited - control card item 31B		
U Persons 15 years old or older		
V 0 .Not applicable		
1 .Yes		
2 .No		
9 .Not answered		
D U-VET	1	263
Unedited veteran status.		
Control card item 32A		
U Persons 15 years old or older		
V 0 .Not applicable		
1 .Yes		
2 .No		
9 .Not answered		



PERSON

DATA	SIZE	BEGIN
D U-SRVOTE	1	264
Unedited period of service. Control card item 32B		
U Persons 15 years old or older		
V 0	.Not applicable	
1	.Vietnam era (Aug'64-Apr'75)	
2	.Korean conflict (June'50-Jan'55)	
3	.World war II (Sept'40-July'47)	
4	.World war I (Apr'17-Nov'18)	
5	.May 1975 or later	
6	.Other service	
9	.Not answered	
D U-AF	1	265
Currently in Armed Forces - unedited control card item 32C		
U Persons 15 years old and older		
V 0	.Not applicable	
1	.Yes	
2	.No	
9	.Not answered	
D U-SSNDK	1	266
Reason unedited Social Security number (U-SSN) is not provided - unedited control card item 33C		
U All persons; including children		
V 0	.Not answered	
1	.Don't know	
2	.Refusal	
3	.None	
D TRN-CODE	90	267 TABLE
Code number from transcription page of control card - unedited Note - this data item consists of 30 fields (code range 001-992) of 3 characters each.		
U Persons 15 years old or older		
V 000	.Not answered	
* 001-075	.Income source codes (see *	
*	appendix A-1) *	
100	.Regular/passbook savings	
101	.Money market deposit accounts	
102	.Certificates of deposit	
103	.NOW; Super NOW accounts	
104	.Money market funds	
105	.U.S. government securities	
106	.Municipal or corporate bonds	





PERSON

DATA	SIZE	BEGIN
was received in wave 4		
U Persons 15 years old or older		
V 0 .NA; not received		
1 .Received in wave 4		
D TRN-WAV5	30	537 TABLE
Indication that corresponding 'TRN-Code'		
was received in wave 5		
U Persons 15 years old or older		
V 0 .NA; not received		
1 .Received in wave 5		
D TRN-WAV6	30	567 TABLE
Indication that corresponding 'TRN-Code'		
was received in wave 6		
U Persons 15 years old or older		
V 0 .NA; not received		
1 .Received in wave 6		
D TRN-WAV7	30	597 TABLE
Indication that corresponding 'TRN-Code'		
was received in wave 7		
U Persons 15 years old or older		
V 0 .NA; not received		
1 .Received in wave 7		
D TRN-WAV8	30	627 TABLE
Indication that corresponding 'TRN-Code'		
was received in wave 8		
U Persons 15 years old or older		
V 0 .NA; not received		
1 .Received in wave 8		
D TRN-WAV9	30	657 TABLE
Indication that corresponding 'TRN-Code'		
was received in wave 9		
U Persons 15 years old or older		
V 0 .NA; not received		
1 .Received in wave 9		
#		*
#	The following source code fields are	*
#	from the merged household match table	*
#		*
D PREV-ID	9	687
Unique scrambled combination of the		
previous PSU (3 characters); segment		
(2 characters); and serial (4 characters)		
numbers. Applies only to persons in an		




PERSON

DATA	SIZE	BEGIN
original sample unit who joined another sample unit.		
U All persons, including children		
V 0 .Not in universe		
D S00064	2	696
Previous identification entry address ID		
Applies only to persons in an original sample unit who joined another sample unit.		
U All persons, including children		
V 00 .Not in universe		
D S00066	3	698
Previous identification person number		
Applies only to persons in an original sample unit who joined another sample unit.		
U All persons, including children		
V 000 .Not in universe		
*		*
* Income aggregates by months 1-4		*
*		*
D PP-TOT-1	8	701
Total person's income for month 1.		
In dollars. Range = -1500000,1500000.		
U Persons 15 years old or older		
D PP-TOT-2	8	709
Total person's income for month 2.		
In dollars. Range = -1500000,1500000.		
U Persons 15 years old or older		
D PP-TOT-3	8	717
Total person's income for month 3.		
In dollars. Range = -1500000,1500000.		
U Persons 15 years old or older		
D PP-TOT-4	8	725
Total person's income for month 4.		
In dollars. Range = -1500000,1500000.		
U Persons 15 years old or older		
D PP-EAR-1	7	733
Total person's earned income for month 1.		
In dollars. Range = 0,1500000.		
U Persons 15 years old or older		
D PP-EAR-2	7	740
Total person's earned income for month 2.		



PERSON

DATA	SIZE	BEGIN
In dollars. Range = 0,1500000.		
U Persons 15 years old or older		
D PP-EAR-3	7	747
Total person's earned income for month 3.		
In dollars. Range = 0,1500000.		
U Persons 15 years old or older		
D PP-EAR-4	7	754
Total person's earned income for month 4.		
In dollars. Range = 0,1500000.		
U Persons 15 years old or older		
D PP-PRO-1	8	761
Total property (asset) income for month 1.		
In dollars. Range = -1500000,1500000.		
U Persons 15 years old or older		
D PP-PRO-2	8	769
Total property (asset) income for month 2.		
In dollars. Range = -1500000,1500000.		
U Persons 15 years old or older		
D PP-PRO-3	8	777
Total property (asset) income for month 3.		
In dollars. Range = -1500000,1500000.		
U Persons 15 years old or older		
D PP-PRO-4	8	785
Total property (asset) income for month 4.		
In dollars. Range = -1500000,1500000.		
U Persons 15 years old or older		
D PP-TRA-1	7	793
Total person's mean-tested cash transfer for		
month 1. In dollars. Range = 0,1500000.		
U Persons 15 years old or older		
D PP-TRA-2	7	800
Total person's mean-tested cash transfer for		
month 2. In dollars. Range = 0,1500000.		
U Persons 15 years old or older		
D PP-TRA-3	7	807
Total person's mean-tested cash transfer for		
month 3. In dollars. Range = 0,1500000.		
U Persons 15 years old or older		
D PP-TRA-4	7	814
Total person's mean-tested cash transfer for		



108

PERSON

DATA SIZE BEGIN

month 4. In dollars. Range = 0.1500000.
U Persons 15 years old or older

D PP-OTH-1 7 821
Total person's other income for month 1.
In dollars. Range = 0.1500000.
U Persons 15 years old or older

D PP-OTH-2 7 828
Total person's other income for month 2.
In dollars. Range = 0.1500000.
U Persons 15 years old or older


D PP-OTH-3 7 835
Total person's other income for month 3.
In dollars. Range = 0.1500000.
U Persons 15 years old or older

D PP-OTH-4 7 842
Total person's other income for month 4.
In dollars. Range = 0.1500000.
U Persons 15 years old or older

* *
* Reciprocity/asset arrays *
* *

D RECIPSUM 75 849
Income reciprocity summary
There are 75 fields allocated for this
summary. Character location is listed
beside each field used. Fields not
used are zero filled, except character
location 923 is blank if person is not
an adult.

- *849 .Social Security
- *850 .Railroad retirement
- *851 .Federal Supplemental Security Inc (SSI)
- *853 .State unemployment compensation
- *854 .Supplemental unemployment benefits
- *855 .Other unemployment compensation
- *856 .Veterans compensation or pensions
- *858 .Workers compensation benefits
- *860 .Employer or union temporary sickness
policy
- *861 .Payments from a sickness, accident, or
* disability insurance policy purchased
* on your own
- *868 .Aid to families with dependent



PERSON

DATA	SIZE	BEGIN
* children (AFDC, ADC)		
*869 .General assistance or general relief		
*871 .Foster child care payments		
*872 .Other welfare		
*873 .WIC		
*875 .Food stamps		
*876 .Child support payments		
*877 .Alimony payments		
*878 .Pension from company or union		
*879 .Federal civil service or other Federal		
* civilian employee pensions		
*880 .U.S. military retirement pay		
*882 .State government pensions		
*883 .Local government pensions		
*884 .Income from paid up life insurance		
* policy or annuities		
*885 .Estates and trusts		
*886 .Other payments for retirement:		
* disability or survivor		
*888 .GI Bill education benefits		
*898 .Income assistance from a charitable		
group		
*899 .Money from relatives or friends		
*900 .Lump sum payments		
*901 .Income from roomers or boarders		
*902 .National Guard or reserve pay		
*903 .Incidental or casual earnings		
*904 .Other cash income not included elsewhere		
*923 .Recorded for confidentiality (ISS codes		
4, 9, 11, 22, 33). The possible		
answers in each field are listed below:		
U Persons 15 years old or older		
V 0 .Not applicable		
1 .Yes		
2 .No		

D ASSETSBLM	13	924
Asset ownership summary. There are 13 (1-digit) fields defined below. Character location is listed beside each field.		
*924 .ISS Code 100 - savings accounts		
*925 .ISS Code 101 - money market accounts		
*926 .ISS Code 102 - certificates of deposit		
*927 .ISS Code 103 - NOW accounts		
*928 .ISS Code 104 - money market funds		
*929 .ISS Code 105 - U.S. government securities		
*930 .ISS Code 106 - municipal or corporate bonds		



PERSON

DATA	SIZE	BEGIN
*931 .ISS Code 107 - other interest earning assets		
*932 .ISS Code 110 - stocks or mutual funds		
*933 .ISS Code 123 - rental property		
*934 .ISS Code 130 - mortgages		
*935 .ISS Code 140 - royalties		
*936 .ISS Code 150 - other financial investments		

The possible answers in each field are:

U Persons 15 years old or older
 V C .Not applicable
 1 .Yes
 2 .No

D INC-LIST 12 937

Reciprocity indicators cleared by consistency edits for which an amounts section exists. There are 6 fields (2-characters each). Responses are selected from the following:

U Persons 15 years old or older
 V 00 .None
 01 .Social Security
 02 .Railroad retirement
 03 .Federal Supplemental Security Income (SSI)
 05 .State unemployment compensation
 06 .Supplemental unemployment benefits
 07 .Other unemployment compensation
 08 .Veterans compensation or pensions
 10 .Workers compensation
 12 .Employer or union temporary sickness policy
 13 .Payments from a sickness, accident, or disability insurance policy purchased on your own
 20 .Aid to families with dependent children (AFDC, ADC)
 21 .General assistance or general relief
 23 .Foster child care payments
 24 .Other welfare
 25 .WIC
 27 .Food stamps
 28 .Child support payments
 29 .Alimony payments
 30 .Pension from company or union
 31 .Federal civil service or other Federal civilian employee pensions
 32 .U.S. military retirement pay
 34 .State government pensions
 35 .Local government pensions





PERSON

- | DATA | SIZE | BEGIN |
|------|------|-------|
|------|------|-------|
- 3 .With a job entire month, missed one or more weeks; spent time on layoff
 - 4 .With job one or more weeks; no time spent looking or on layoff
 - 5 .With job one or more weeks; spent one or more weeks looking or on layoff
 - 6 .No job during month; spent entire month looking or on layoff
 - 7 .No job during month; spent one or more weeks looking or on layoff
 - 8 .No job during month; no time spent looking or on layoff
- ESR-3 1 951
 Employment status recode for month 3 of the reference period.
- Persons 15 years old or older
- 0 .Not applicable
- 1 .With a job entire month; worked all weeks
 - 2 .With a job entire month; missed one or more weeks; no time on layoff
 - 3 .With a job entire month; missed one or more weeks; spent time on layoff
 - 4 .With job one or more weeks; no time spent looking or on layoff
 - 5 .With job one or more weeks; spent one or more weeks looking or on layoff
 - 6 .No job during month; spent entire month looking or on layoff
 - 7 .No job during month; spent one or more weeks looking or on layoff
 - 8 .No job during month; no time spent looking or on layoff
- ESR-4 1 952
 Employment status recode for month 4 of the reference period.
- Persons 15 years old or older
- 0 .Not applicable
- 1 .With a job entire month; worked all weeks
 - 2 .With a job entire month; missed one or more weeks; no time on layoff
 - 3 .With a job entire month; missed one or more weeks; spent time on layoff
 - 4 .With job one or more weeks; no time spent looking or on layoff
 - 5 .With job one or more weeks; spent one or more weeks looking or on layoff





PERSON

DATA	SIZE	BEGIN	
1 .1 week			
2 .2 weeks			
3 .3 weeks			
4 .4 weeks			
5 .5 weeks (only applicable for months with 5 weeks)			
D WK-JOB-2	1	958	
Number of weeks with a job or business for month 2 of the reference period.			
U Persons 15 years old or older			
V 0 .0 weeks or not applicable ('have-job' = no)			
1 .1 week			
2 .2 weeks			
3 .3 weeks			
4 .4 weeks			
5 .5 weeks (only applicable for months with 5 weeks)			
D WK-JOB-3	1	959	
Number of weeks with a job or business for month 3 of the reference period.			
U Persons 15 years old or older			
V 0 .0 weeks or not applicable ('have-job' = no)			
1 .1 week			
2 .2 weeks			
3 .3 weeks			
4 .4 weeks			
5 .5 weeks (only applicable for months with 5 weeks)			
D WK-JOB-4	1	960	
Number of weeks with a job or business for month 4 of the reference period.			
U Persons 15 years old or older			
V 0 .0 weeks or not applicable ('have-job' = no)			
1 .1 week			
2 .2 weeks			
3 .3 weeks			
4 .4 weeks			
5 .5 weeks (only applicable for months with 5 weeks)			
D WKWJOB	18	961	TABLE
Did this person have a job or business			



PERSON

DATA SIZE BEGIN

 during this week of the reference
 period. There are 18 answer fields,
 one for each week of the reference
 period.

U Persons 15 years old or older

V 0 .Not applicable ('have-job' = no)

1 .Yes

2 .No

D WK-WOP-1 1 979

 Number of weeks without pay, at a
 job or business for month 1 of the
 reference period.

U Persons 15 years old or older

V 0 .0 weeks or not applicable

 ('have-job' = no)

1 .1 week

2 .2 weeks

3 .3 weeks

4 .4 weeks

5 .5 weeks (only applicable for months
 with 5 weeks)

D WK-WOP-2 1 980

 Number of weeks without pay, at a
 job or business for month 2 of the
 reference period.

U Persons 15 years old or older

V 0 .0 weeks or not applicable

 ('have-job' = no)

1 .1 week

2 .2 weeks

3 .3 weeks

4 .4 weeks

5 .5 weeks (only applicable for months
 with 5 weeks)

D WK-WOP-3 1 981

 Number of weeks without pay, at a
 job or business for month 3 of the
 reference period.

U Persons 15 years old or older

V 0 .0 weeks or not applicable

 ('have-job' = no)

1 .1 week

2 .2 weeks

3 .3 weeks

4 .4 weeks

5 .5 weeks (only applicable for months
 with 5 weeks)



PERSON

DATA	SIZE	BEGIN
D WK-WOP-4	1	982
Number of weeks without pay, at a job or business for month 4 of the reference period.		
U Persons 15 years old or older		
V 0 .0 weeks or not applicable ('have-job' = no)		
1 .1 week		
2 .2 weeks		
3 .3 weeks		
4 .4 weeks		
5 .5 weeks (only applicable for months with 5 weeks)		
D WEEKSAB	18	983 TABLE
Was this person with a job or business but without pay for this week of the reference period. There are 18 answer fields, one for each week of the reference period.		
U Persons 15 years old or older		
V 0 .Not applicable		
1 .Yes		
2 .No		
D WK-LOK-1	1	1001
Number of weeks looking for work or on layoff in month 1 of the reference period.		
U Persons 15 years old or older		
V 0 .None or not applicable		
1 .1 week		
2 .2 weeks		
3 .3 weeks		
4 .4 weeks		
5 .5 weeks (only applicable for months with 5 weeks)		
D WK-LOK-2	1	1002
Number of weeks looking for work or on layoff in month 2 of the reference period.		
U Persons 15 years old or older		
V 0 .None or not applicable		
1 .1 week		
2 .2 weeks		
3 .3 weeks		
4 .4 weeks		
5 .5 weeks (only applicable for months with 5 weeks)		



PERSON

DATA	SIZE	BEGIN
D WK-L0K-3	1	1003
Number of weeks looking for work or on layoff in month 3 of the reference period.		
U Persons 15 years old or older		
V 0 .None or not applicable		
1 .1 week		
2 .2 weeks		
3 .3 weeks		
4 .4 weeks		
5 .5 weeks (only applicable for months with 5 weeks)		
D WK-L0K-4	1	1004
Number of weeks looking for work or on layoff in month 4 of the reference period.		
U Persons 15 years old or older		
V 0 .None or not applicable		
1 .1 week		
2 .2 weeks		
3 .3 weeks		
4 .4 weeks		
5 .5 weeks (only applicable for months with 5 weeks)		
D WEEKSLK	18	1005 TABLE
Was this person looking for work or on layoff during this week of the reference period. There are 18 answer fields, one for each week of the reference period.		
U Persons 15 years old or older		
V 0 .Not applicable		
1 .Yes		
2 .No		
D COVCR-1	1	1023
Is this person covered by medicare for month 1 of the reference period		
U Persons 65 years old or older and disabled persons 15-64 years old		
V 0 .Not applicable		
1 .Yes		
2 .No		
D COVCR-2	1	1024
Is this person covered by medicare for month 2 of the reference period		



PERSON

DATA	SIZE	BEGIN
U Persons 65 years old or older and disabled persons 15-64 years old		
V 0 .Not applicable		
1 .Yes		
2 .No		
D COMCAR-3	1	1025
Is this person covered by medicare for month 3 of the reference period		
U Persons 65 years old or older and disabled persons 15-64 years old		
V 0 .Not applicable		
1 .Yes		
2 .No		
D COMCAR-4	1	1026
Is this person covered by medicare for month 4 of the reference period		
U Persons 65 years old or older and disabled persons 15-64 years old		
V 0 .Not applicable		
1 .Yes		
2 .No		
D MEDICAID	1	1027
Is this person covered by medicaid		
U Persons 15 years old or older and their dependents meeting eligibility requirements		
V 0 .Not applicable		
1 .Yes		
2 .No		
D COVAID-1	1	1028
Was this person covered by medicaid for month 1 of the reference period		
U Persons 15 years old or older and their dependents meeting eligibility requirements		
V 0 .Not applicable		
1 .Yes		
2 .No		
D COVAID-2	1	1029
Was this person covered by medicaid for month 2 of the reference period		
U Persons 15 years old or older and their dependents meeting eligibility requirements		
V 0 .Not applicable		



PERSON

DATA	SIZE	BEGIN
1 .Yes		
2 .No		
D COVAID-3	1	1030
Was this person covered by medicaid for month 3 of the reference period		
U Persons 15 years old or older and their dependents meeting eligibility requirements		
V	0	.Not applicable
1		.Yes
2		.No
D COVAID-4	1	1031
Was this person covered by medicaid for month 4 of the reference period		
U Persons 15 years old or older and their dependents meeting eligibility requirements		
V	0	.Not applicable
1		.Yes
2		.No
D COMWIC-1	1	1032
Was this person covered by WIC for month 1 of the reference period		
U Persons 15 years old or older and their dependents meeting eligibility requirements		
V	0	.Not applicable
1		.Yes
2		.No
D COMWIC-2	1	1033
Was this person covered by WIC for month 2 of the reference period		
U Persons 15 years old or older and their dependents meeting eligibility requirements		
V	0	.Not applicable
1		.Yes
2		.No
D COMWIC-3	1	1034
Was this person covered by WIC for month 3 of the reference period		
U Persons 15 years old or older and their dependents meeting eligibility requirements		
V	0	.Not applicable
1		.Yes
2		.No
D COMWIC-4	1	1035
Was this person covered by WIC for		



120

PERSON

DATA SIZE BEGIN

month 4 of the reference period
U Persons 15 years old or older and their dependents meeting eligibility requirements
V 0 .Not applicable
1 .Yes
2 .No

D VALWIC-1 4 1036
Value of WIC voucher in month 1 of the reference period. The dollar field contains two implied decimals. Range = 0,5000.
U Persons 15 years old or older and their dependents meeting eligibility requirements
V 0000 .Not applicable

D VALWIC-2 4 1040
Value of WIC voucher in month 2 of the reference period. The dollar field contains two implied decimals. Range = 0,5000.
U Persons 15 years old or older and their dependents meeting eligibility requirements
V 0000 .Not applicable

D VALWIC-3 4 1044
Value of WIC voucher in month 3 of the reference period. The dollar field contains two implied decimals. Range = 0,5000.
U Persons 15 years old or older and their dependents meeting eligibility requirements
V 0000 .Not applicable


D VALWIC-4 4 1048
Value of WIC voucher in month 4 of the reference period. The dollar field contains two implied decimals. Range = 0,5000.
U Persons 15 years old or older and their dependents meeting eligibility requirements
V 0000 .Not applicable

D HIIND 1 1052
Is this person covered by health insurance
U All persons, including children
V 0 .Not applicable



PERSON

DATA	SIZE	BEGIN
1 .Yes		
2 .No		
D HIMNTH1	1	1053
Did this person have health insurance coverage month 1		
U All persons, including children		
V 0 .Not applicable		
1 .Yes		
2 .No		
D HIMNTH2	1	1054
Did this person have health insurance coverage month 2		
U All persons, including children		
V 0 .Not applicable		
1 .Yes		
2 .No		
D HIMNTH3	1	1055
Did this person have health insurance coverage month 3		
U All persons, including children		
V 0 .Not applicable		
1 .Yes		
2 .No		
D HIMNTH4	1	1056
Did this person have health insurance coverage month 4		
U All persons, including children		
V 0 .Not applicable		
1 .Yes		
2 .No		
D INCSOURC	20	1057
Income source code (10 answer fields of 2-characters each). Source of income for this person		
U Persons 15 years old or older		
V 00 .Not applicable		
01 .Social Security		
02 .Railroad retirement		
03 .Federal Supplemental Security Income (SSI)		
05 .State unemployment compensation		
06 .Supplemental unemployment benefits		
07 .Other unemployment compensation		
08 .Veterans compensation or pensions		




PERSON

DATA	SIZE	BEGIN
10		.Workers compensation benefits
12		.Employer or union temporary sickness policy
13		.Payments from a sickness, accident, or disability insurance policy purchased on your own
20		.Aid to families with dependent children (AFDC, ADC)
21		.General assistance or general relief
23		.Foster child care payments
24		.Other welfare
25		.WIC
27		.Food stamps
28		.Child support payments
29		.Alimony payments
30		.Pension from company or union
31		.Federal civil service or other Federal civilian employee pensions
32		.U.S. military retirement pay
34		.State government pensions
35		.Local government pensions
36		.Income from paid up life insurance policies or annuities
37		.Estates and trusts
38		.Other payments for retirement, disability or survivor
40		.GI Bill education benefits
50		.Income assistance from a charitable group
51		.Money from relatives or friends
52		.Lump sum payments
53		.Income from roomers or boarders
54		.National Guard or reserve pay
55		.Incidental or casual earnings
56		.Other cash income not included elsewhere
75		.Recorded for confidentiality (ISS codes 4, 9, 11, 22, 33)
0	ASTSOURC	39 1077
		Asset source code (13 answer fields of 3-characters each): asset belonging to this person
U		Persons 15 years old or older
V	000	.Not applicable
	100	.Regular/passbook savings accounts in a bank, savings and loan or credit union
	101	.Money market deposit accounts
	102	.Certificates of deposit or other



PERSON

DATA	SIZE	BEGIN
		savings certificates
103		NOW, Super NOW, or other interest earning checking accounts
104		Money market funds
105		U.S. government securities
106		Municipal or corporate bonds
107		Other interest earning assets
110		Stocks or mutual fund shares
120		Rental property
130		Mortgages
140		Royalties
150		Other financial investments
*		*
*		The following are coverage recodes.
*		If this person was covered by program
*		reciprocity on another questionnaire,
*		these flags are set. By months 1-4
*		*
D VETS1	1	1116
		Was this person covered by Veterans payments during month 1 of the reference period
U		Persons 15 years old or older and their dependents meeting eligibility requirements
V 0		Not applicable
1		Yes
2		No
D VETS2	1	1117
		Was this person covered by Veterans payments during month 2 of the reference period
U		Persons 15 years old or older and their dependents meeting eligibility requirements
V 0		Not applicable
1		Yes
2		No
D VETS3	1	1118
		Was this person covered by Veterans payments during month 3 of the reference period
U		Persons 15 years old or older and their dependents meeting eligibility requirements
V 0		Not applicable
1		Yes
2		No



PERSON

DATA	SIZE	BEGIN
D VETS4	1	1119
Was this person covered by Veterans payments during month 4 of the reference period		
U Persons 15 years old or older and their dependents meeting eligibility requirements		
V 0 .Not applicable		
1 .Yes		
2 .No		
D AFDC1	1	1120
Was this person covered by AFDC income during month 1 of the reference period		
U Persons 15 years old or older and their dependents meeting eligibility requirements		
V 0 .Not applicable		
1 .Yes		
2 .No		
D AFDC2	1	1121
Was this person covered by AFDC income during month 2 of the reference period		
U Persons 15 years old or older and their dependents meeting eligibility requirements		
V 0 .Not applicable		
1 .Yes		
2 .No		
D AFDC3	1	1122
Was this person covered by AFDC income during month 3 of the reference period.		
U Persons 15 years old or older and their dependents meeting eligibility requirements		
V 0 .Not applicable		
1 .Yes		
2 .No		
D AFDC4	1	1123
Was this person covered by AFDC Income during month 4 of the reference period.		
U Persons 15 years old or older and their dependents meeting eligibility requirements		
V 0 .Not applicable		
1 .Yes		
2 .No		
D FOOD-1	1	1124
Was this person covered by food stamps		



PERSON

DATA	SIZE	BEGIN
during month 1 of the reference period		
U Persons 15 years old or older and their dependents meeting eligibility requirements		
V 0 .Not applicable		
1 .Yes		
2 .No		
D FOOD-2	1	1125
Was this person covered by food stamps during month 2 of the reference period		
U Persons 15 years old or older and their dependents meeting eligibility requirements		
V 0 .Not applicable		
1 .Yes		
2 .No		
D FOOD-3	1	1126
Was this person covered by food stamps during month 3 of the reference period		
U Persons 15 years old or older and their dependents meeting eligibility requirements		
V 0 .Not applicable		
1 .Yes		
2 .No		
D FOOD-4	1	1127
Was this person covered by food stamps during month 4 of the reference period		
U Persons 15 years old or older and their dependents meeting eligibility requirements		
V 0 .Not applicable		
1 .Yes		
2 .No		
D GENAST-1	1	1128
Was this person covered by any general assistance income during month 1 of the reference period		
U Persons 15 years old or older and their dependents meeting eligibility requirements		
V 0 .Not applicable		
1 .Yes		
2 .No		
D GENAST-2	1	1129
Was this person covered by any general assistance income during month 2 of the reference period		
U Persons 15 years old or older and their		



126

PERSON

DATA SIZE BEGIN

dependents meeting eligibility requirements

V .Not applicable

1 .Yes

2 .No

GENAST-3 1 1130

Was this person covered by any general
assistance income during month 3 of
the reference period

U Persons 15 years old or older and their
dependents meeting eligibility requirements

V .Not applicable

1 .Yes

2 .No

GENAST-4 1 1131

Was this person covered by any general
assistance income during month 4 of
the reference period

U Persons 15 years old or older and their
dependents meeting eligibility requirements

V .Not applicable

1 .Yes

2 .No

FOSTER-1 1 1132

Was this person covered by any foster
child care payments during month 1
of the reference period

U All persons; no age limitation

V .Not applicable

1 .Yes

2 .No

FOSTER-2 1 1133

Was this person covered by any foster
child care payments during month 2
of the reference period

U All persons; no age limitation

V .Not applicable

1 .Yes

2 .No

FOSTER-3 1 1134

Was this person covered by any foster
child care payments during month 3
of the reference period

U All persons; no age limitation



PERSON

DATA	SIZE	BEGIN
V 0 .Not applicable		
1 .Yes		
2 .No		
D FOSTER-4	1	1135
Was this person covered by any foster child care payments during month 4 of the reference period		
U All persons, no age limitation		
V 0 .Not applicable		
1 .Yes		
2 .No		
D OTHER-1	1	1136
Was this person covered by any other welfare payments during month 1 of the reference period		
U Persons 15 years old or older and their dependents meeting eligibility requirements		
V 0 .Not applicable		
1 .Yes		
2 .No		
D OTHER-2	1	1137
Was this person covered by any other welfare payments during month 2 of the reference period		
U Persons 15 years old or older and their dependents meeting eligibility requirements		
V 0 .Not applicable		
1 .Yes		
2 .No		
D OTHER-3	1	1138
Was this person covered by any other welfare payments during month 3 of the reference period		
U Persons 15 years old or older and their dependents meeting eligibility requirements		
V 0 .Not applicable		
1 .Yes		
2 .No		
D OTHER-4	1	1139
Was this person covered by any other welfare payments during month 4 of the reference period		
U Persons 15 years old or older and their dependents meeting eligibility requirements		



128

PERSON

DATA SIZE BEGIN

V 0 .Not applicable

1 .Yes

2 .No

D SOCSEC-1 1 1140

Was this person covered by Social
Security payments during month 1 of
the reference period

U All persons, including children

V 0 .Not applicable

1 .Yes

2 .No

D SOCSEC-2 1 1141

Was this person covered by Social
Security payments during month 2 of
the reference period

U All persons, including children

V 0 .Not applicable

1 .Yes

2 .No

D SOCSEC3 1 1142

Was this person covered by Social
Security payments during month 3 of
the reference period

U All persons, including children

V 0 .Not applicable

1 .Yes

2 .No

D SOCSEC4 1 1143

Was this person covered by Social
Security payments during month 4 of
the reference period

U All persons, including children

V 0 .Not applicable

1 .Yes

2 .No

D RAILRD1 1 1144

Was this person covered by railroad
retirement payments during month 1
of the reference period

U All persons, including children

V 0 .Not applicable

1 .Yes

2 .No



PERSON

DATA	SIZE	BEGIN
D RAILRD2	1	1145
Was this person covered by railroad retirement payments during month 2 of the reference period		
U All persons, including children		
V 0 .Not applicable		
1 .Yes		
2 .No		
D RAILRD3	1	1146
Was this person covered by railroad retirement payments during month 3 of the reference period		
U All persons, including children		
V 0 .Not applicable		
1 .Yes		
2 .No		
D RAILRD4	1	1147
Was this person covered by railroad retirement payments during month 4 of the reference period		
U All persons, including children		
V 0 .Not applicable		
1 .Yes		
2 .No		
*		*
* Cover page section		*
*		*
D BOOK	2	1148
Unedited book (person questionnaire) number field; questionnaire cover page item 1		
U Persons 15 years old or older		
D NUMBOOKS	2	1150
Unedited number of books (person questionnaire); questionnaire cover page item 1		
U Persons 15 years old or older		
D IT7A	1	1152
Preedited person's interview status. Questionnaire item 7A		
U Persons 15 years old or older		
V 0 .Not answered		
1 .Self		
2 .Proxy		

PERSON

DATA	SIZE	BEGIN
D IT78	3	1153
Unedited person number of proxy. Questionnaire item 78. Range = 0,999		
U Persons 15 years old or older		
D IT7C	1	1156
Preedited person's noninterview status. Questionnaire item 7C		
U Persons 15 years old or older		
V 0 .Not answered		
1 .Type Z refusal		
2 .Type Z other		
D ITEMTH	2	1157
Unedited month of interview. Questionnaire item 6. Range = 0,12		
U Persons 15 years old or older		
D ITBDAY	2	1159
Unedited day of interview. Questionnaire item 8. Range = 0,31		
U Persons 15 years old or older		
D IT98	3	1161
Unedited total interview time in minutes. Questionnaire item 9B. Range = 0,9		
U Persons 15 years old or older		
D IT10B	3	1164
Unedited total clerical review time in minutes. Questionnaire item 10B		
U Persons 15 years old or older		
D IT11B	3	1167
Unedited total pre-interview time for transcription. Questionnaire item 11B		
U All persons; including children		
D IT12	1	1170
Phone interview. Questionnaire item 12		
U Persons 15 years old or older		
D SC0900	1	1171
Check item N Does ...'s person number begin		



PERSON

DATA	SIZE	BEGIN
with a ...(4 --Wave 4; 5 --Wave 5; 6 --Wave 6; 7 --Wave 7; etc.)		
U Persons 15 years old or older		
V 0 .Not in universe		
1 .Yes		
2 .No - skip to SC1000		
D SC0901	1	1172
Was ... missed when household members were listed for wave 1		
U Persons 15 years old or older		
V 0 .Not in universe		
1 .Yes - skip to SC1000		
2 .No		
D SC0902	1	1173
Was ... living in any of the kinds of places listed on this card (See SC0904 below for kinds of places)		
U Persons 15 years old or older		
V 0 .Not in universe		
1 .Yes		
2 .No - skip to SC0906		
D SC0904	1	1174
Which code on this card represents the kind of place ... was living in on reference date		
U Persons 15 years old or older		
V 0 .Not in universe		
1 .Armed Forces barracks - skip to SC1000		
2 .Outside the United States - skip to SC1000		
3 .Nonhousehold setting - skip to SC1000		
D SC0906	1	1175
Was ... living alone on reference date		
U Persons 15 years old or older		
V 0 .Not in universe		
1 .Yes - skip to SC1000		
2 .No		
D SC0908	1	1176
How many people was ... living with		



PERSON


DATA	SIZE	BEGIN
on reference date		
U Persons 15 years old or older		
V 0		.Not in universe
1		.1 person
2		.2 people
3		.3 people
4		.4 people
5		.5 people
6		.6 people
7		.7 people
8		.8 people
9		.9 or more people
D SC0910	1	1177
Was ... the owner or renter of the residence where ... was living on reference date		
U Persons 15 years old or older		
V 0		.Not in universe
1		.Yes - skip to SC1000
2		.No
D SC0912	1	1178
How is ... related to the person who owned or rented the residence where ... was living on reference date		
U Persons 15 years old or older		
V 0		.Not in universe
1		.Husband
2		.Wife
3		.Own child (son or daughter)
4		.Parent
5		.Brother/sister
6		.Other relative
7		.Nonrelative
*		*
* Labor force and recieplency section *		
*		*
D SC1000	1	1179
During the 4-month period did ... have a job or business, either full time or part time, even for only a few days		
U Persons 15 years old or older		
V 0		.Not in universe
1		.Yes - skip to SC1056
2		.No

Vertical line on the left side of the page.

Horizontal line at the top right of the page.

PERSON

DATA	SIZE	BEGIN
D SC1002	1	1180
Did ... spend any time looking for work or on layoff from a job		
U Persons 15 years old or older		
V 0 .Not in universe		
1 .Yes		
2 .No - skip to SC1048		
*		*
* The next 17 fields (SC1004 through SC1040) are possible answers to the question:		
*		*
* In which weeks was ... looking for work or on layoff from a job		
*		*
D SC1004	1	1181
All weeks in reference period		
U Persons 15 years old or older		
V 0 .Not marked as looking or on layoff all weeks in reference period or not in universe based on response to SC1002		
1 .Marked as looking or on layoff all weeks in reference period		
D SC1006	1	1182
1st week		
U Persons 15 years old or older		
V 0 .Not marked as a week looking or on layoff or not in universe based on response to SC1002		
1 .Marked as a week looking or on layoff		
D SC1008	1	1183
2nd week		
U Persons 15 years old or older		
V 0 .Not marked as a week looking or on layoff or not in universe based on response to SC1002		
1 .Marked as a week looking or on layoff		
D SC1010	1	1184
3rd week		
U Persons 15 years old or older		
V 0 .Not marked as a week looking or on layoff or not in universe based on response to SC1002		
1 .Marked as a week looking or on layoff		




PERSON

DATA	SIZE	BEGIN
D SC1012	1	1185
4th week		
U Persons 15 years old or older		
V 0 .Not marked as a week looking or on		
layoff or not in universe based on		
response to SC1002		
1 .Marked as a week looking or on layoff		
D SC1014	1	1186
5th week		
U Persons 15 years old or older		
V 0 .Not marked as a week looking or on		
layoff or not in universe based on		
response to SC1002		
1 .Marked as a week looking or on layoff		
D SC1016	1	1187
6th week		
U Persons 15 years old or older		
V 0 .Not marked as a week looking or on		
layoff or not in universe based on		
D SC1018	1	1188
7th week		
U Persons 15 years old or older		
V 0 .Not marked as a week looking or on		
layoff or not in universe based on		
response to SC1002		
1 .Marked as a week looking or on layoff		
D SC1020	1	1189
8th week		
U Persons 15 years old or older		
V 0 .Not marked as a week looking or on		
layoff or not in universe based on		
response to SC1002		
1 .Marked as a week looking or on layoff		
D SC1022	1	1190
9th week		
U Persons 15 years old or older		
V 0 .Not marked as a week looking or on		
layoff or not in universe based on		
response to SC1002		
1 .Marked as a week looking or on layoff		
D SC1024	1	1191
10th week		



PERSON

DATA	SIZE	BEGIN
U Persons 15 years old or older		
V 0 .Not marked as a week looking or on layoff or not in universe based on response to SC1002		
1 .Marked as a week looking or on layoff		
D SC1026	1	1192
11th week		
U Persons 15 years old or older		
V 0 .Not marked as a week looking or on layoff or not in universe based on response to SC1002		
1 .Marked as a week looking or on layoff		
D SC1028	1	1193
12th week		
U Persons 15 years old or older		
V 0 .Not marked as a week looking or on layoff or not in universe based on response to SC1002		
1 .Marked as a week looking or on layoff		
D SC1030	1	1194
13th week		
U Persons 15 years old or older		
V 0 .Not marked as a week looking or on layoff or not in universe based on response to SC1002		
1 .Marked as a week looking or on layoff		
D SC1032	1	1195
14th week		
U Persons 15 years old or older		
V 0 .Not marked as a week looking or on layoff or not in universe based on response to SC1002		
1 .Marked as a week looking or on layoff		
D SC1034	1	1196
15th week		
U Persons 15 years old or older		
V 0 .Not marked as a week looking or on layoff or not in universe based on response to SC1002		
1 .Marked as a week looking or on layoff		
D SC1036	1	1197
16th week		
U Persons 15 years old or older		



PERSON

DATA	SIZE	BEGIN
V 0 .Not marked as a week looking or on layoff or not in universe based on response to SC1002		
1 .Marked as a week looking or on layoff		
D SC1038	1	1198
17th week		
U Persons 15 years old or older		
V 0 .Not marked as a week looking or on layoff or not in universe based on response to SC1002		
1 .Marked as a week looking or on layoff		
D SC1040	1	1199
18th week		
U Persons 15 years old or older		
V 0 .Not marked as a week looking or on layoff or not in universe based on response to SC1002		
1 .Marked as a week looking or on layoff		
D SC1042	1	1200
Could ... have taken a job during any of those weeks		
U Persons 15 years old or older		
V 0 .Not in universe		
1 .Yes - skip to SC1046		
2 .No		
D SC1044	1	1201
What was the main reason ... could not take a job during those weeks		
U Persons 15 years old or older		
V 0 .Not in universe		
1 .Already had a job		
2 .Temporary illness		
3 .School		
4 .Other		
D SC1046	1	1202
Check item R1		
Is the "all" box marked in SC1004		
U Persons 15 years old or older		
V 0 .Not in universe		
1 .Yes - skip to SC1240		
2 .No - skip to SC1050		
D SC1048	1	1203
Were there any weeks in the 4-month		

Vertical line on the left side of the page.

Horizontal line at the top of the page.

PERSON

DATA	SIZE	BEGIN
period when ... wanted a job		
U Persons 15 years old or older		
V 0 .Not in universe		
1 .Yes - skip to SC1052		
2 .No - skip to SC1248		
D SC1050	1	1204
There were weeks that ... did not work or look for work . Did ... want a job in those weeks		
U Persons 15 years old or older		
V 0 .Not in universe		
1 .Yes		
2 .No - skip to SC1240		
D SC1052	1	1205
Could ... have taken a job in those weeks if one had been offered		
U Persons 15 years old or older		
V 0 .Not in universe		
1 .Yes		
2 .No - skip to SC1240		
D SC1054	2	1206
During the weeks that ... wanted a job but was not looking for one, what was the main reason ... was not looking		
U Persons 15 years old or older		
V -1 .OK - skip to 1240		
00 .Not in universe		
01 .Believes no work available in line of work or area - skip to SC1240		
02 .Couldn't find any work - skip to SC1240		
03 .Lacks necessary schooling, training, skills, or experience - skip to SC1240		
04 .Employers think too young or too old - skip to SC1240		
05 .Other personal handicap in finding job - skip to SC1240		
06 .Can't arrange child care - skip to SC1240		
07 .Family responsibilities - skip to SC1240		
08 .In school or other training - skip to SC1240		
09 .Ill health, physical disability - skip to SC1240		
10 .Other - skip to SC1240		



PERSON

DATA	SIZE	BEGIN
D SC1056	1	1208
Did ... have a job or business, either full or part time, during each of the weeks in this period		
U Persons 15 years old or older		
V 0 .Not in universe		
1 .Yes		
2 .No - skip to SC1100 through SC1134		
D SC1058	1	1209
Was ... absent without pay from ...'s job or business for any full weeks during the 4-month period		
U Persons 15 years old or older		
V 0 .Not in universe		
1 .Yes		
2 .No - skip to SC1230		
*		*
* The next 19 fields (SC1060 through SC1096) are possible answers to the question:		
*		*
*		*
* In which weeks was ... absent without pay		
*		*
D SC1060	1	1210
All weeks in reference period		
U Persons 15 years old or older		
V 0 .Not marked as absent without pay for all weeks in reference period or not in universe based on response to SC1058		
1 .Marked as all weeks absent without pay		
D SC1062	1	1211
1st week		
U Persons 15 years old or older		
V 0 .Not marked as a week absent without pay or not in universe based on response to SC1058		
1 .Marked as a week absent without pay		
D SC1064	1	1212
2nd week		
U Persons 15 years old or older		
V 0 .Not marked as a week absent without		

PERSON

DATA	SIZE	BEGIN
pay or not in universe based on response to SC1058		
1		.Marked as a week absent without pay
D SC1066	1	1213
3rd week		
U Persons 15 years old or older		
V D		.Not marked as a week absent without pay or not in universe based on response to SC1058
1		.Marked as a week absent without pay
D SC1068	1	1214
4th week		
U Persons 15 years old or older		
V D		.Not marked as a week absent without pay or not in universe based on response to SC1058
1		.Marked as a week absent without pay
D SC1070	1	1215
5th week		
U Persons 15 years old or older		
V D		.Not marked as a week absent without pay or not in universe based on response to SC1058
1		.Marked as a week absent without pay
D SC1072	1	1216
6th week		
U Persons 15 years old or older		
V D		.Not marked as a week absent without pay or not in universe based on response to SC1058
1		.Marked as a week absent without pay
D SC1074	1	1217
7th week		
U Persons 15 years old or older		
V D		.Not marked as a week absent without pay or not in universe based on response to SC1058
1		.Marked as a week absent without pay
D SC1076	1	1218
8th week		
U Persons 15 years old or older		
V D		.Not marked as a week absent without pay or not in universe based on



140

PERSON

DATA SIZE BEGIN

 response to SC1058

1 .Marked as a week absent without pay

D SC1078 1 1219

 9th week

U Persons 15 years old or older

V 0 .Not marked as a week absent without
 pay or not in universe based on
 response to SC1058

1 .Marked as a week absent without pay

D SC1080 1 1220

 10th week

U Persons 15 years old or older

V 0 .Not marked as a week absent without
 pay or not in universe based on
 response to SC1058

1 .Marked as a week absent without pay

D SC1082 1 1221

 11th week

U Persons 15 years old or older

V 0 .Not marked as a week absent without
 pay or not in universe based on
 response to SC1058

1 .Marked as a week absent without pay

D SC1084 1 1222

 12th week

U Persons 15 years old or older

V 0 .Not marked as a week absent without
 pay or not in universe based on
 response to SC1058

1 .Marked as a week absent without pay

D SC1086 1 1223

 13th week

U Persons 15 years old or older

V 0 .Not marked as a week absent without
 pay or not in universe based on
 response to SC1058


1 .Marked as a week absent without pay

D SC1088 1 1224

 14th week

U Persons 15 years old or older

V 0 .Not marked as a week absent without
 pay or not in universe based on



PERSON

DATA	SIZE	BEGIN
response to SC1058		
1		.Marked as a week absent without pay
D SC1090	1	1225
15th week		
U Persons 15 years old or older		
V 0		.Not marked as a week absent without pay or not in universe based on response to SC1058
1		.Marked as a week absent without pay
D SC1092	1	1226
16th week		
U Persons 15 years old or older		
V 0		.Not marked as a week absent without pay or not in universe based on response to SC1058
1		.Marked as a week absent without pay
D SC1094	1	1227
17th week		
U Persons 15 years old or older		
V 0		.Not marked as a week absent without pay or not in universe based on response to SC1058
1		.Marked as a week absent without pay
D SC1096	1	1228
18th week		
U Persons 15 years old or older		
V 0		.Not marked as a week absent without pay or not in universe based on response to SC1058
1		.Marked as a week absent without pay
D SC1098	1	1229
What was the main reason ... was absent from ...'s job or business during those weeks		
U Persons 15 years old or older		
V 0		.Not in universe
1		.On layoff - skip to SC1230
2		.Own illness - skip to SC1230
3		.On vacation - skip to SC1230
4		.Bad weather - skip to SC1230
5		.Labor dispute - skip to SC1230
6		.New job to begin within 30 days - skip to SC1230
7		.Other - skip to SC1230



142

PERSON

DATA	SIZE	BEGIN	
*			*
* The next 18 fields (SC1100 through			*
* SC1134) are possible answers to the			*
* question:			*
*			*
* In which weeks did ... have a job			*
* or business			*
*			*
D SC1100	1	1230	
1st week			
U Persons 15 years old or older			
V 0 .Not marked as a week having a job			
or business or not in universe			
based on response to SC1056			
1 .Marked as a week having a job			
or business			
D SC1102	1	1231	
2nd week			
U Persons 15 years old or older			
V 0 .Not marked as a week having a job			
or business or not in universe			
based on response to SC1056			
1 .Marked as a week having a job			
or business			
D SC1104	1	1232	
3rd week			
U Persons 15 years old or older			
V 0 .Not marked as a week having a job			
or business or not in universe			
based on response to SC1056			
1 .Marked as a week having a job			
or business			
D SC1106	1	1233	
4th week			
U Persons 15 years old or older			
V 0 .Not marked as a week having a job			
or business or not in universe			
based on response to SC1056			
1 .Marked as a week having a job			
or business			
D SC1108	1	1234	
5th week			
U Persons 15 years old or older			



PERSON

DATA	SIZE	BEGIN
V 0		.Not marked as a week having a job or business or not in universe based on response to SC1056
1		.Marked as a week having a job or business
D SC1110	1	1235
		6th week
U		Persons 15 years old or older
V 0		.Not marked as a week having a job or business or not in universe Based on response to SC1056
1		.Marked as a week having a job or business
D SC1112	1	1236
		7th week
U		Persons 15 years old or older
V 0		.Not marked as a week having a job or business or not in universe based on response to SC1056
1		.Marked as a week having a job or business
D SC1114	1	1237
		8th week
U		Persons 15 years old or older
V 0		.Not marked as a week having a job or business or not in universe based on response to SC1056
1		.Marked as a week having a job or business
D SC1116	1	1238
		9th week
U		Persons 15 years old or older
V 0		.Not marked as a week having a job or business or not in universe based on response to SC1056
1		.Marked as a week having a job or business
D SC1118	1	1239
		10th week
U		Persons 15 years old or older
V 0		.Not marked as a week having a job or business or not in universe based on response to SC1056
1		.Marked as a week having a job or business



144


PERSON

DATA	SIZE	BEGIN
D SC1120	1	1240
11th week		
U Persons 15 years old or older		
V 0 .Not marked as a week having a job or business or not in universe based on response to SC1056		
1 .Marked as a week having a job or business		
D SC1122	1	1241
12th week		
U Persons 15 years old or older		
V 0 .Not marked as a week having a job or business or not in universe based on response to SC1056		
1 .Marked as a week having a job or business		
D SC1124	1	1242
13th week		
U Persons 15 years old or older		
V 0 .Not marked as a week having a job or business or not in universe based on response to SC1056		
1 .Marked as a week having a job or business		
D SC1126	1	1243
14th week		
U Persons 15 years old or older		
V 0 .Not marked as a week having a job or business or not in universe based on response to SC1056		
1 .Marked as a week having a job or business		
D SC1128	1	1244
15th week		
U Persons 15 years old or older		
V 0 .Not marked as a week having a job or business or not in universe based on response to SC1056		
1 .Marked as a week having a job or business		
D SC1130	1	1245
16th week		
U Persons 15 years old or older		



PERSON

DATA	SIZE	BEGIN
V 0 .Not marked as a week having a job or business or not in universe based on response to SC1056		
1 .Marked as a week having a job or business		
D SC1132	1	1246
17th week		
U Persons 15 years old or older		
V 0 .Not marked as a week having a job or business or not in universe based on response to SC1056		
1 .Marked as a week having a job or business		
D SC1134	1	1247
16th week		
U Persons 15 years old or older		
V 0 .Not marked as a week having a job or business or not in universe based on response to SC1056		
1 .Marked as a week having a job or business		
D SC1136	1	1248
Of those weeks that ... had a job or business; was ... absent from work for any full weeks without pay		
U Persons 15 years old or older		
V 0 .Not in universe		
1 .Yes		
2 .No - skip to SC1176		
* *		
* The next 18 fields (SC1138 through		
* SC1172) are possible answers to the		
* question!		
* *		
* In which weeks was ... absent		
* without pay		
* *		
D SC1138	1	1249
1st week		
U Persons 15 years old or older		
V 0 .Not marked as a week absent without pay or not in universe based on response to SC1136		
1 .Marked as a week absent without pay		



PERSON

DATA	SIZE	BEGIN
D SC1140 2nd week	1	1250
U Persons 15 years old or older		
V 0 .Not marked as a week absent without pay or not in universe based on response to SC1136		
1 .Marked as a week absent without pay		
D SC1142 3rd week	1	1251
U Persons 15 years old or older		
V 0 .Not marked as a week absent without pay or not in universe based on response to SC1136		
1 .Marked as a week absent without pay		
D SC1144 4th week	1	1252
U Persons 15 years old or older		
V 0 .Not marked as a week absent without pay or not in universe based on response to SC1136		
1 .Marked as a week absent without pay		
D SC1146 5th week	1	1253
U Persons 15 years old or older		
V 0 .Not marked as a week absent without pay or not in universe based on response to SC1136		
1 .Marked as a week absent without pay		
D SC1148 6th week	1	1254
U Persons 15 years old or older		
V 0 .Not marked as a week absent without pay or not in universe based on response to SC1136		
1 .Marked as a week absent without pay		
D SC1150 7th week	1	1255
U Persons 15 years old or older		
V 0 .Not marked as a week absent without pay or not in universe based on response to SC1136		
1 .Marked as a week absent without pay		



PERSON

DATA	SIZE	BEGIN
D SC1152	1	1256
8th week		
U Persons 15 years old or older		
V 0	.Not marked as a week absent without pay or not in universe based on response to SC1136	
1	.Marked as a week absent without pay	
D SC1154	1	1257
9th week		
U Persons 15 years old or older		
V 0	.Not marked as a week absent without pay or not in universe based on response to SC1136	
1	.Marked as a week absent without pay	
D SC1156	1	1258
10th week		
U Persons 15 years old or older		
V 0	.Not marked as a week absent without pay or not in universe based on response to SC1136	
1	.Marked as a week absent without pay	
D SC1158	1	1259
11th week		
U Persons 15 years old or older		
V 0	.Not marked as a week absent without pay or not in universe based on response to SC1136	
1	.Marked as a week absent without pay	
D SC1160	1	1260
12th week		
U Persons 15 years old or older		
V 0	.Not marked as a week absent without pay or not in universe based on response to SC1136	
1	.Marked as a week absent without pay	
D SC1162	1	1261
13th week		
U Persons 15 years old or older		
V 0	.Not marked as a week absent without pay or not in universe based on response to SC1136	
1	.Marked as a week absent without pay	
D SC1164	1	1262
14th week		



PERSON

DATA	SIZE	BEGIN
U Persons 15 years old or older		
V 0		.Not marked as a week absent without pay or not in universe based on response to SC1136
1		.Marked as a week absent without pay
D SC1166	1	1263
15th week		
U Persons 15 years old or older		
V 0		.Not marked as a week absent without pay or not in universe based on response to SC1136
1		.Marked as a week absent without pay
D SC1168	1	1264
16th week		
U Persons 15 years old or older		
V 0		.Not marked as a week absent without pay or not in universe based on response to SC1136
1		.Marked as a week absent without pay
D SC1170	1	1265
17th week		
U Persons 15 years old or older		
V 0		.Not marked as a week absent without pay or not in universe based on response to SC1136
1		.Marked as a week absent without pay
D SC1172	1	1266
18th week		
U Persons 15 years old or older		
V 0		.Not marked as a week absent without pay or not in universe based on response to SC1136
1		.Marked as a week absent without pay
D SC1174	1	1267
What was the main reason ... was absent from ...'s job or business during those weeks		
U Persons 15 years old or older		
V 0		.Not in universe
1		.On layoff
2		.Own illness
3		.On vacation
4		.Bad weather

Vertical line on the left side of the page.



PERSON

DATA	SIZE	BEGIN
work or on layoff from a job or not in universe based on response to SC1176		
1		.Marked as a week looking for work or on layoff from a job
D SC1184	1	1272
3rd week		
U Persons 15 years old or older		
V 0		.Not marked as a week looking for work or on layoff from a job or not in universe based on response to SC1176
1		.Marked as a week looking for work or on layoff from a job
D SC1186	1	1273
4th week		
U Persons 15 years old or older		
V 0		.Not marked as a week looking for work or on layoff from a job or not in universe based on response to SC1176
1		.Marked as a week looking for work or on layoff from a job
D SC1188	1	1274
5th week		
U Persons 15 years old or older		
V 0		.Not marked as a week looking for work or on layoff from a job or not in universe based on response to SC1176
1		.Marked as a week looking for work or on layoff from a job
D SC1190	1	1275
6th week		
U Persons 15 years old or older		
V 0		.Not marked as a week looking for work or on layoff from a job or not in universe based on response to SC1176
1		.Marked as a week looking for work or on layoff from a job
D SC1192	1	1276
7th week		

Vertical line on the left side of the page.

DATA	SIZE	BEGIN
U Persons 15 years old or older		
V 0		.Not marked as a week looking for work or on layoff from a job or not in universe based on response to SC1176
1		.Marked as a week looking for work or on layoff from a job
D SC1194	1	1277
8th week		
U Persons 15 years old or older		
V 0		.Not marked as a week looking for work or on layoff from a job or not in universe based on response to SC1176
1		.Marked as a week looking for work or on layoff from a job
D SC1196	1	1278
9th week		
U Persons 15 years old or older		
V 0		.Not marked as a week looking for work or on layoff from a job or not in universe based on response to SC1176
1		.Marked as a week looking for work or on layoff from a job
D SC1198	1	1279
10th week		
U Persons 15 years old or older		
V 0		.Not marked as a week looking for work or on layoff from a job or not in universe based on response to SC1176
1		.Marked as a week looking for work or on layoff from a job
D SC1200	1	1280
11th week		
U Persons 15 years old or older		
V 0		.Not marked as a week looking for work or on layoff from a job or not in universe based on response to SC1176
1		.Marked as a week looking for work or on layoff from a job
D SC1202	1	1281
12th week		



PERSON

DATA	SIZE	BEGIN
U Persons 15 years old or older		
V 0		.Not marked as a week looking for work or on layoff from a job or not in universe based on response to SC1176
1		.Marked as a week looking for work or on layoff from a job
D SC1204	1	1282
13th week		
U Persons 15 years old or older		
V 0		.Not marked as a week looking for work or on layoff from a job or not in universe based on response to SC1176
1		.Marked as a week looking for work or on layoff from a job
D SC1206	1	1283
14th week		
U Persons 15 years old or older		
V 0		.Not marked as a week looking for work or on layoff from a job or not in universe based on response to SC1176
1		.Marked as a week looking for work or on layoff from a job
D SC1208	1	1284
15th week		
U Persons 15 years old or older		
V 0		.Not marked as a week looking for work or on layoff from a job or not in universe based on response to SC1176
1		.Marked as a week looking for work or on layoff from a job
D SC1210	1	1285
16th week		
U Persons 15 years old or older		
V 0		.Not marked as a week looking for work or on layoff from a job or not in universe based on response to SC1176
1		.Marked as a week looking for work or on layoff from a job



PERSON

DATA	SIZE	BEGIN
D SC1212	1	1286
17th week		
U Persons 15 years old or older		
V 0	.Not marked as a week looking for work or on layoff from a job or not in universe based on response to SC1176	
1	.Marked as a week looking for work or on layoff from a job	
D SC1214	1	1287
18th week		
U Persons 15 years old or older		
V 0	.Not marked as a week looking for work or on layoff from a job or not in universe based on response to SC1176	
1	.Marked as a week looking for work or on layoff from a job	
D SC1216	1	1288
Could ... have taken a job during those weeks if one had been offered		
U Persons 15 years old or older		
V 0	.Not in universe	
1	.Yes - skip to SC1220	
2	.No	
D SC1218	1	1289
What was the main reason ... could not take a job during those weeks		
U Persons 15 years old or older		
V 0	.Not in universe	
1	.Already had a Job	
2	.Temporary illness	
3	.School	
4	.Other	
D SC1220	1	1290
Check item R2		
Is each week of the 4-month period marked as "with a job or business" or "looking for work or on layoff"		
U Persons 15 years old or older		
V 0	.Not in universe	
1	.Yes - skip to SC1230	
2	.No - skip to SC1224	
D SC1222	1	1291
Did ... want a Job in those weeks		

Vertical line on the left side of the page.

Horizontal line at the top right of the page.

PERSON

DATA	SIZE	BEGIN
------	------	-------

when ... did not have one

U Persons 15 years old or older

V 0 .Not in universe

1 .Yes - skip to SC1226

2 .No - skip to SC1230

D SC1224 1 1292

There were weeks in this period
when ... did not have a job and was
not looking for a job . Did ...
want a job in those weeks

U Persons 15 years old or older

V 0 .Not in universe

1 .Yes

2 .No - skip to SC1230

D SC1226 1 1293

Could ... have taken a job during
those weeks if one had been offered

U Persons 15 years old or older

V 0 .Not in universe

1 .Yes

2 .No - skip to SC1230

D SC1228 2 1294

During the weeks that ... wanted a
job but was not looking for one,
what was the main reason ... was
not looking

U Persons 15 years old or older

V 00 .Not in universe

01 .Believes no work available in
line of work or area

02 .Couldn't find any work

03 .Lacks necessary schooling,
training, skills, or experience

04 .Employers think too young or
too old

05 .Other personal handicap in
finding job

06 .Can't arrange child care

07 .Family responsibilities


08 .in school or other training

09 .ill health, physical disability

10 .Other

D SC1230 2 1296

In the weeks that ... worked during



PERSON


DATA	SIZE	BEGIN
the 4-month period; how many hours did ... usually work per week Hours = 01-99 U Persons 15 years old or older V -1 .OK - skip to SC1237 -3 .None - skip to SC1237 00 .Not in universe		
D SC1232	1	1298
Check item R3 Did ... usually work 35 or more hours per week U Persons 15 years old or older V 0 .Not in universe 1 .Yes 2 .No - skip to SC1236		
D SC1234	1	1299
Did ... work less than 35 hours in any of the weeks that ... worked during this period U Persons 15 years old or older V 0 .Not in universe 1 .Yes 2 .No - skip to SC1237		
D SC1236	2	1300
In how many weeks did ... work less than 35 hours during this 4-month period. Range = -5,18 U Persons 15 years old or older V -5 .All weeks in reference period 00 .Not in universe		
D SC1238	1	1302
What was the main reason ... worked less than 35 hours in those weeks U Persons 15 years old or older V 0 .Not in universe 1 .Could not find a full-time job 2 .Wanted to work part-time 3 .Health condition or disability 4 .Normal working hours are less than 35 hours 5 .Slack work or material shortage 6 .Other		
D SC1239	1	1303
Check item R4		



PERSON

DATA	SIZE	BEGIN
------	------	-------

- The response to SC1056 is:
- U Persons 15 years old or older
 V 0 .Not in universe
 1 .Yes (or blank)
 2 .No - skip to SC1244
- D SC1240 1 1304
 During this 4-month period, did ...
 receive any state unemployment
 compensation payments
 U Persons 15 years old or older
 V 0 .Not in universe
 1 .Yes
 2 .No - skip to SC1244
- D SC1242 1 1305
 During this period, did ... also
 receive any supplemental
 unemployment benefits (sub)
 U Persons 15 years old or older
 V 0 .Not in universe
 1 .Yes
 2 .No
- D SC1244 1 1306
 Check item R5
 Is "worked" marked on the ISS
 U Persons 15 years old or older
 V 0 .Not in universe
 1 .Yes
 2 .No - skip to SC1248
- D SC1246 1 1307
 During this 4-month period did ...
 receive any worker's compensation
 for any kind of job-related
 illness or injury
 U Persons 15 years old or older
 V 0 .Not in universe
 1 .Yes
 2 .No
- D SC1248 1 1308
 Check item R6
 Was an interview obtained for ...
 last reference period
 U Persons 15 years old or older
 V 0 .Not in universe



PERSON

DATA	SIZE	BEGIN
1 .Yes		
2 .No - skip to SC1330		
D SC1250	1	1309
Check item R7		
Are any income types listed in the income roster		
U Persons 15 years old or older		
V 0 .Not in universe		
1 .Yes		
2 .No - skip to SC1284		
D SC1251	1	1310
The last time we obtained information, ... had received ... incomes during (8 months ago) through (5 months ago). Was this information recorded correctly		
U Persons 15 years old or older		
V 0 .Not in universe		
1 .Yes		
2 .No - skip to SC1284		
D SC1252	2	1311
Income code. Code from Income Source List. See appendix A-1		
U Persons 15 years old or older		
V 00 .Not in universe		
D SC1254	1	1313
In this reference period, did... get income from ... (code indicated in SC1252)		
U Persons 15 years old or older		
V 0 .Not in universe		
1 .Yes		
2 .No		
D SC1255	1	1314
In the previous reference period, did ... get income from ... (code indicated in SC1252)		
U Persons 15 years old or older		
V 0 .Not in universe		
1 .Should not have been listed		
2 .Was not listed; should have been		
D SC1256	2	1315
Income code. Code from Income		



PERSON

DATA	SIZE	BEGIN
------	------	-------

Source List. See appendix A-1

U Persons 15 years old or older

V 00 .Not in universe

D SC1258 1 1317

In this reference period, did...
get income from ... (code indicated
in SC1256)

U Persons 15 years old or older

V 0 .Not in universe

1 .Yes

2 .No

D SC1259 1 1318

In the previous reference period,
did ... get income from ... (code
indicated in SC1256)

U Persons 15 years old or older

V 0 .Not in universe

1 .Should not have been listed

2 .Was not listed; should have been

D SC1260 2 1319

Income code. Code from Income
Source List. See appendix A-1

U Persons 15 years old or older

V 00 .Not in universe

D SC1262 1 1321

In this reference period, did ...
get income from ... (code indicated
in SC1260)

U Persons 15 years old or older

V 0 .Not in universe

1 .Yes

2 .No

D SC1263 1 1322

In the previous reference period,
did ... get income from ... (code
indicated in SC1260)

U Persons 15 years old or older


V 0 .Not in universe

1 .Should not have been listed

2 .Was not listed; should have been


D SC1264 2 1323

Income code. Code from Income



PERSON

DATA	SIZE	BEGIN
Source List. See appendix A-1		
U Persons 15 years old or older		
V 00 .Not in universe		
D SC1266	1	1325
In this reference period, did ...		
get income from ... (code indicated		
in SC1264)		
U Persons 15 years old or older		
V 0 .Not in universe		
1 .Yes		
2 .No		
D SC1267	1	1326
In the previous reference period,		
did ... get income from ... (code		
indicated in SC1264)		
U Persons 15 years old or older		
V 0 .Not in universe		
1 .Should not have been listed		
2 .Was not listed; should have been		
D SC1268	2	1327
Income code. Code from Income		
Source List. See appendix A-1		
U Persons 15 years old or older		
V 00 .Not in universe		
D SC1270	1	1329
In this reference period, did ...		
get income from ... (code indicated		
in SC1268)		
U Persons 15 years old or older		
V 0 .Not in universe		
1 .Yes		
2 .No		
D SC1271	1	1330
In the previous reference period,		
did ... get income from ... (code		
indicated in SC1268)		
U Persons 15 years old or older		
V 0 .Not in universe		
1 .Should not have been listed		
2 .Was not listed; should have been		
D SC1272	2	1331
Income code. Code from Income		
Source List. See appendix A-1		



PERSON

DATA	SIZE	BEGIN
U Persons 15 years old or older		
V 00 .Not in universe		
D SC1274	1	1333
In this reference period, did ...		
get income from ... (code indicated		
in SC1272)		
U Persons 15 years old or older		
V 0 .Not in universe		
1 .Yes		
2 .No		
D SC1275	1	1334
In the previous reference period,		
did ... get income from ... (code		
indicated in SC1272)		
U Persons 15 years old or older		
V 0 .Not in universe		
1 .Should not have been listed		
2 .Was not listed; should have been		
D SC1276	2	1335
Income code. Code from Income		
Source List. See appendix A-1		
U Persons 15 years old or older		
V 00 .Not in universe		
D SC1278	1	1337
In this reference period, did ...		
get income from ... (code indicated		
in SC1276)		
U Persons 15 years old or older		
V 0 .Not in universe		
1 .Yes		
2 .No		
D SC1279	1	1338
In the previous reference period,		
did ... get income from ... (code		
indicated in SC1276)		
U Persons 15 years old or older		
V 0 .Not in universe		
1 .Should not have been listed		
2 .Was not listed; should have been		
D SC1280	2	1339
Income code. Code from Income		
Source List. See appendix A-1		



PERSON

DATA	SIZE	BEGIN
U Persons 15 years old or older		
V 00 .Not in universe		
D SC1282	1	1341
In this reference period, did ...		
get income from ... (code indicated		
in SC1280)		
U Persons 15 years old or older		
V 0 .Not in universe		
1 .Yes		
2 .No		
D SC1283	1	1342
In the previous reference period,		
did ... get income from ... (code		
indicated in SC1280)		
U Persons 15 years old or older		
V 0 .Not in universe		
1 .Should not have been listed		
2 .Was not listed; should have been		
D SC1284	1	1343
Did ... get any income from the		
Federal government		
U Persons 15 years old or older		
V 0 .Not in universe		
1 .Yes		
2 .No - skip to SC1296		
*		*
*	The next 3 fields (SC1286 through	*
*	SC1290) are possible answers to	*
*	the questions:	*
*		*
*	The income that ... received from	*
*	the Federal government was called	*
*	...; anything else (SC1292)	*
*		*
D SC1286	1	1344
Social Security		
U Persons 15 years old or older		
V 0 .Not marked as a kind of income or		
not in universe based on response		
to SC1284		
1 .Marked as kind of income		
D SC1288	1	1345
Federal Supplemental Security		
Income (SSI)		



PERSON:

DATA	SIZE	BEGIN
U Persons 15 years old or older		
V 0		.Not marked as a kind of income or not in universe based on response to SC1284
1		.Marked as kind of income
D SC1290	1	1346
		A serviceman's or widow's pension from the Veteran's Administration (VA)
U Persons 15 years old or older		
V 0		.Not marked as a kind of income or not in universe based on response to SC1284
1		.Marked as kind of income
D SC1292	1	1347
		Anything else
U Persons 15 years old or older		
V 0		.Not marked as a kind of income or not in universe based on response to SC1284
1		.Marked as kind of income
D SC1294	2	1348
		The income that ... received from the Federal government was called Code from Income Source List. See appendix A-1
U Persons 15 years old or older		
V 00		.Not in universe
D SC1296	1	1350
		Did ... receive any (other) pension; disability; retirement; or survivor income
U Persons 15 years old or older		
V 0		.Not in universe
1		.Yes
2		.No - skip to SC1324
*		*
*		The next 10 fields (SC1298 through
*		SC1320) are possible answers to
*		the questions:
*		*
*		*
*		What was the source of this ...
*		income; anything else (SC1322)
*		*



PERSON

DATA	SIZE	BEGIN
D SC1298	1	1351
U.S. government railroad retirement		
U Persons 15 years old or older		
V 0	.Not marked as a source of income or not in universe based on response to SC1296	
1	.Marked as a source of income	
D SC1302	1	1352
Worker's compensation		
U Persons 15 years old or older		
V 0	.Not marked as a source of income or not in universe based on response to SC1296	
1	.Marked as a source of income	
D SC1304	1	1353
Payments from a sickness, accident or disability insurance policy purchased on your own		
U Persons 15 years old or older		
V 0	.Not marked as a source of income or not in universe based on response to SC1296	
1	.Marked as a source of income	
D SC1306	1	1354
Pension from company or union		
U Persons 15 years old or older		
V 0	.Not marked as a source of income or not in universe based on response to SC1296	
1	.Marked as a source of income	
D SC1308	1	1355
Federal civil service or other Federal civilian employee pension		
U Persons 15 years old or older		
V 0	.Not marked as a source of income or not in universe based on response to SC1296	
1	.Marked as a source of income	
D SC1310	1	1356
U.S. military retirement pay (exclude payments from the Veteran's Administration)		
U Persons 15 years old or older		
V 0	.Not marked as a source of income	



PERSON

DATA	SIZE	BEGIN
or not in universe based on response to SC1296		
1		.Marked as a source of income
D SC1314	1	1357
State government pension		
U Persons 15 years old or older		
V 0		.Not marked as a source of income or not in universe based on response to SC1296
1		.Marked as a source of income
D SC1316	1	1358
Local government pension		
U Persons 15 years old or older		
V 0		.Not marked as a source of income or not in universe based on response to SC1296
1		.Marked as a source of income
D SC1318	1	1359
Income from paid-up life insurance policies or annuities		
U Persons 15 years old or older		
V 0		.Not marked as a source of income or not in universe based on response to SC1296
1		.Marked as a source of income
D SC1320	1	1360
Other or don't know		
U Persons 15 years old or older		
V 0		.Not marked as a source of income or not in universe based on response to SC1296
1		.Marked as a source of income
D SC1322	2	1361
What was the source of this ... income; anything else. Code from Income Source List. See appendix A-1		
U Persons 15 years old or older		
V 00 .Not in universe		
D SC1324	1	1363
Check item RB		
Is "Medicare" marked for ... on		



PERSON

DATA	SIZE	BEGIN
control card item 47		
U Persons 15 years old or older		
V 0 .Not in universe		
1 .Yes - skip to SC1474		
2 .No		
D SC1326	1	1364
Check item R9		
Is "disabled" marked for ... on control card item 47		
U Persons 15 years old or older		
V 0 .Not in universe		
1 .Yes - skip to SC1462		
2 .No		
D SC1328	1	1365
Check item R10		
Is ... 65 years of age or over		
U Persons 15 years old or older		
V 0 .Not in universe		
1 .Yes - skip to SC1462		
2 .No - skip to SC1474		
D SC1330	1	1366
Check item R11		
Is ... a veteran of the U.S. Armed Forces		
U Persons 15 years old or older		
V -1 .DK		
V 00 .Not in universe		
01 .Yes		
02 .No - skip to SC1343		
D SC1332	2	1367
How long did ... serve on active duty in the Armed Forces		
U Veterans of the U.S. Armed Forces		
V -1 .DK		
00 .Not in universe		
01 .Less than 6 months		
02 .6 to 23 months		
03 .2 to 19 years		
04 .20 or more years		
D SC1334	2	1369
Does ... have a service connected disability		
U Veterans of the U.S. Armed Forces		
V -1 .DK - skip to SC1339		



PERSON

DATA SIZE BEGIN

00 .Not in universe
01 .Yes
02 .No - skip to SC1338

D SC1336 1 1371
 What is ...'s VA percent disability
 rating

U Veterans of the U.S. Armed Forces

V 0 .Not in universe

1 .1-10 percent
2 .11-29 percent
3 .30-49 percent
4 .50 percent
5 .51-89 percent
6 .90-99 percent
7 .100 percent

D SC1338 1 1372
 During this 4-month period did ...
 receive pension or compensation
 payments from the Veterans'
 Administration

U Veterans of the U.S. Armed Forces

V 0 .Not in universe

1 .Yes
2 .No

D SC1340 1 1373
 Check item R12
 Is ... 18 years of age or over

U Persons 15 years old or older

V 0 .Not in universe

1 .Yes
2 .No - skip to SC1366

D SC1342 1 1374
 During this 4-month period did ...
 receive any Social Security payments

U Persons 18 years old or older

V 0 .Not in universe

1 .Yes
2 .No - skip to SC1350

D SC1344 1 1375
 Check item R13
 Is ... 65 years of age or over

U Persons 18 years old or older

V 0 .Not in universe



PERSON

DATA	SIZE	BEGIN
1 .Yes - skip to SC1354		
2 .No		
D SC1346	2	1376
What is the reason ... is getting Social Security; is it because ... is		
U Persons 18-64 years old		
V -1 .DK - skip to SC1354		
00 .Not in universe		
01 .Retired		
02 .Disabled		
03 .Widow(ed) or surviving child		
04 .Spouse or dependent child		
05 .Some other reason - skip to SC1354		
D SC1348	2	1378
Is there another reason ... receives Social Security		
U Persons 18-64 years old		
V -1 .DK - skip to SC1354		
00 .Not in universe		
01 .Retired - skip to SC1354		
02 .Disabled - skip to SC1354		
03 .Widow(ed) or surviving child - skip to SC1354		
04 .Spouse or dependent child - skip to SC1354		
05 .No other reason - skip to SC1354		
D SC1350	1	1380
Check item R14		
Is ... the designated parent or guardian of children under 18 who live in this household		
U Persons 18-64 years old		
V 0 .Not in universe		
1 .Yes		
2 .No - skip to SC1354		
D SC1352	1	1381
During the 4-month period did ... receive any Social Security payments, especially for ...'s children (under 18)		
U Persons 18-64 years old		
V 0 .Not in universe		
1 .Yes		
2 .No		

Vertical line on the left side of the page.

Horizontal line at the top of the page.

168

PERSON

DATA	SIZE	BEGIN
D SC1354	1	1382
During this 4-month period did ... receive any Supplemental Security Income (SSI) payments from the U.S. government		
U Persons 18 years old or older		
V 0 .Not in universe		
1 .Yes		
2 .No - skip to SC1358		
D SC1358	1	1383
Check Item R15		
Is ... 40 years of age or over		
U Persons 18 years old or older		
V 0 .Not in universe		
1 .Yes		
2 .No - skip to SC1386		
D SC1360	1	1384
Has ... ever retired from a job or business		
U Persons 40 years old or older		
V 0 .Not in universe		
1 .Yes		
2 .No - skip to SC1384		
D SC1362	1	1385
During the 4-month period did ... receive any retirement income other than Social Security		
U Persons 40 years old or older		
V 0 .Not in universe		
1 .Yes		
2 .No - skip to SC1382		
*		*
* The next 7 fields (SC1364 through		
* SC1378) are possible answers to the		
* questions:		
*		*
* What kind of retirement income;		
* anything else (SC1380)		
*		*
D SC1364	1	1386
U.S. government railroad retirement		
U Persons 40 years old or older receiving retirement income		
V 0 .Not marked as a kind of retirement		



PERSON

DATA SIZE BEGIN

income or not in universe based on
response to SC1362

1 .Marked as a kind of retirement income

D SC1366 1 1387

Pension from company or union

U Persons 40 years old or older receiving
retirement income

V 0 .Not marked as a kind of retirement
income or not in universe based on
response to SC1362

1 .Marked as a kind of retirement income

D SC1368 1 1388

Federal civil service or other
Federal civilian employee pension

U Persons 40 years old or older receiving
retirement income

V 0 .Not marked as a kind of retirement
income or not in universe based on
response to SC1362

1 .Marked as a kind of retirement income

D SC1370 1 1389

U.S. military retirement pay
(exclude payments from the Veterans
Administration)

U Persons 40 years old or older receiving
retirement income

V 0 .Not marked as a kind of retirement
income or not in universe based on
response to SC1362

1 .Marked as a kind of retirement income

D SC1374 1 1390

State government pension

U Persons 40 years old or older receiving
retirement income

V 0 .Not marked as a kind of retirement
income or not in universe based on
response to SC1362


1 .Marked as a kind of retirement income

D SC1376 1 1391

Local government pension

U Persons 40 years old or older receiving
retirement income

V 0 .Not marked as a kind of retirement
income or not in universe based on



170

PERSON

DATA SIZE BEGIN

 response to SC1362

1 .Marked as a kind of retirement income

D SC1378 1 1392

 Other or don't know

U Persons 40 years old or older receiving
retirement income

V 0 .Not marked as a kind of retirement
income or not in universe based on
response to SC1362

1 .Marked as a kind of retirement income

D SC1380 2 1393

 What kind of retirement income:
anything else

 Codes from Income Source List (1-56)

 See appendix A-1

U Persons 40 years old or older receiving
retirement income

V 00 .Not in universe

D SC1382 1 1395

 During this 4-month period did ...
receive any regular income from a
paid-up life insurance policy or any
other annuities

U Persons 40 years old or older receiving
retirement income

V 0 .Not in universe

1 .Yes

2 .No

D SC1384 1 1396

 Check item R16

 is ... 70 years of age or over

U Persons 40 years old or older receiving
retirement income

V 0 .Not in universe

1 .Yes - skip to SC1414

2 .No

D SC1386 1 1397

 Does ... have a physical, mental, or
other health condition which limits
the kind or amount of work ... can do

U Persons 15-69 years old

V 0 .Not in universe

1 .Yes

2 .No - skip to SC1414



PERSON

DATA	SIZE	BEGIN
D SC1388	1	1398
During this 4-month period, did ... receive any income because of ...'s health condition or disability		
U Persons 15-69 years old		
V 0 .Not in universe		
1 .Yes		
2 .No - skip to SC1414		
*		*
*	The next 9 fields (SC1390 through	
*	SC1402 and SC1406 through SC1410)	
*	are possible answers to the question:	
*		*
*	What kind of income (received because	
*	of ...'s health condition or disability)	
*		*
D SC1390	1	1399
U.S. government railroad retirement		
U Persons 15-69 years old with a health condition or disability		
V 0 .Not marked as a kind of income or not in universe based on response to SC1388		
1 .Marked as a kind of income		
D SC1394	1	1400
Worker's compensation		
U Persons 15-69 years old with a health condition or disability		
V 0 .Not marked as a kind of income or not in universe based on response to SC1388		
1 .Marked as a kind of income		
D SC1396	1	1401
Payments from a sickness, accident or disability insurance policy purchased on your own		
U Persons 15-69 years old with a health condition or disability		
V 0 .Not marked as a kind of income or not in universe based on response to SC1388		
1 .Marked as a kind of income		
D SC1398	1	1402
Pension from company or union		
U Persons 15-69 years old with a health		



PERSON

DATA	SIZE	BEGIN
condition or disability		
V 0		.Not marked as a kind of income or Not in universe based on response to SC1366
1		.Marked as a kind of income
D SC1400	1	1403
Federal civil service or other Federal civilian employee pension		
U		Persons 15-69 years old with a health condition or disability
V 0		.Not marked as a kind of income or not in universe based on response to SC1366
1		.Marked as a kind of income
D SC1402	1	1404
U.S. military retirement pay (exclude payments from the Veterans Administration)		
U		Persons 15-69 years old with a health condition or disability
V 0		.Not marked as a kind of income or not in universe based on response to SC1366
1		.Marked as a kind of income
D SC1406	1	1405
State government pension		
U		Persons 15-69 years old with a health condition or disability
V 0		.Not marked as a kind of income or not in universe based on response to SC1366
1		.Marked as a kind of income
D SC1408	1	1406
Local government pension		
U		Persons 15-69 years old with a health condition or disability
V 0		.Not marked as a kind of income or not in universe based on response to SC1366
1		.Marked as a kind of income
D SC1410	1	1407
Other or don't know		
U		Persons 15-69 years old with a health

Vertical line on the left side of the page.

PERSON

DATA	SIZE	BEGIN
condition or disability		
V 0		.Not marked as a kind of income or not in universe based on response to SC1368
1		.Marked as a kind of income
D SC1412	2	1408
		What kind of income
		Code from Income Source List (1-56)
		See appendix A-1
U		Persons 15-69 years old with a health condition or disability
V 00		.Not in universe based on response to SC1388
D SC1414	1	1410
		Check item R17
		What is ...'s marital status
U		Persons 15 years old or older
V 0		.Not in universe
1		.Married - skip to SC1418
2		.Widowed - skip to SC1426
3		.Divorced
4		.Separated
5		.Never married - skip to SC1420
D SC1416	1	1411
		Did ... receive any alimony during the 4-month period
U		Persons 15 years old or older
V 0		.Not in universe
1		.Yes - skip to SC1420
2		.No - skip to SC1420
D SC1418	1	1412
		Has ... ever been widowed or divorced
U		Persons 15 years old or older
V 0		.Not in universe
1		.Widowed - skip to SC1426
2		.Divorced
3		.Both widowed and divorced
4		.No - skip to SC1458
D SC1420	1	1413
		Check item R18
		Is ... the designated parent or guardian of children under 18 who live in this household
U		Persons 15 years old or older

Vertical line on the left side of the page.

PERSON

DATA	SIZE	BEGIN
------	------	-------

V 0 .Not in universe		
----------------------	--	--

1 .Yes		
--------	--	--

2 .No - skip to SC1424		
------------------------	--	--

D SC1422	1	1414
----------	---	------

Did ... receive any child support payments during this 4-month period

U Persons 15 years old or older		
---------------------------------	--	--

V 0 .Not in universe		
----------------------	--	--

1 .Yes		
--------	--	--

2 .No		
-------	--	--

D SC1424	1	1415
----------	---	------

Check item R19

Is "both widowed and divorced" box marked in SC1418

U Persons 15 years old or older		
---------------------------------	--	--

V 0 .Not in universe		
----------------------	--	--

1 .Yes		
--------	--	--

2 .No - skip to SC1458		
------------------------	--	--

D SC1426	1	1416
----------	---	------

During this 4-month period, did ... receive any pensions or annuities as a widow(er)

U Persons 15 years old or older		
---------------------------------	--	--

V 0 .Not in universe		
----------------------	--	--

1 .Yes		
--------	--	--

2 .No - skip to SC1458		
------------------------	--	--

* * * * *		
* The next 10 fields (SC1428 through		*
* SC1450) are possible answers to the		*
* questions:		*
* * * * *		*
* What kind of income was this (pensions		*
* or annuities received as a widow(er));		*
* anything else (SC1452)		*
* * * * *		*

D SC1428	1	1417
----------	---	------

U.S. government railroad retirement

U Widowed persons 15 years old or older		
---	--	--

V 0 .Not marked as a kind of income or not in universe based on response to SC1426		
--	--	--

1 .Marked as a kind of income		
-------------------------------	--	--

D SC1430	1	1418
----------	---	------

Veterans compensation or pension



PERSON

DATA	SIZE	BEGIN
U Widowed persons 15 years old or older		
V 0 .Not marked as a kind of income or not in universe based on response to SC1426		
1 .Marked as a kind of income		
D SC1434	1	1419
Pension from company or union		
U Widowed persons 15 years old or older		
V 0 .Not marked as a kind of income or not in universe based on response to SC1426		
1 .Marked as a kind of income		
D SC1436	1	1420
Federal civil service or other Federal civilian employee pension		
U Widowed persons 15 years old or older		
V 0 .Not marked as a kind of income or not in universe based on response to SC1426		
1 .Marked as a kind of income		
D SC1438	1	1421
U.S. military retirement pay (exclude payments from the Veterans Administration)		
U Widowed persons 15 years old or older		
V 0 .Not marked as a kind of income or not in universe based on response to SC1426		
1 .Marked as a kind of income		
D SC1442	1	1422
State government pension		
U Widowed persons 15 years old or older		
V 0 .Not marked as a kind of income or not in universe based on response to SC1426		
1 .Marked as a kind of income		
D SC1444	1	1423
Local government pension		
U Widowed persons 15 years old or older		
V 0 .Not marked as a kind of income or not in universe based on response to SC1426		
1 .Marked as a kind of income		

Vertical line on the left side of the page.


Horizontal line at the top of the page.

PERSON

DATA	SIZE	BEGIN
D SC1446	1	1424
Income from paid-up life insurance policies or annuities		
U Widowed persons 15 years old or older		
V 0 .Not marked as a kind of income or not in universe based on response to SC1426		
1 .Marked as a kind of income		
D SC1448	1	1425
Payments from estate or trust		
U Widowed persons 15 years old or older		
V 0 .Not marked as a kind of income or not in universe based on response to SC1426		
1 .Marked as a kind of income		
D SC1450	1	1426
Other or don't know		
U Widowed persons 15 years old or older		
V 0 .Not marked as a kind of income or not in universe based on response to SC1426		
1 .Marked as a kind of income		
D SC1452	2	1427
What kind of other pension or annuity income received as a widow(er); anything else. Code from Income Source List (1-56). See appendix A-1		
U Widowed persons 15 years old or older		
V 00 .Not in universe based on response to SC1426		
D SC1454	1	1429
Check item R20		
Is "veterans compensation or pension" marked in SC1430		
U Widowed persons 15 years old or older		
V 0 .Not in universe		
1 .Yes		
2 .No - skip to SC1458		
D SC1456	1	1430
Did ...'s late husband die while in the service or from a service-related injury		
U Widowed persons 15 years old or older		

Vertical line on the left side of the page.

Horizontal line at the top of the page.



178

PERSON

DATA	SIZE	BEGIN	
* question:			*
* May I see ...'s Medicare card to			*
* record the claim number and type			*
* of coverage			*
*			*
D SC1468	1	1436	
Type of coverage			
U Persons 65 years old or older and			
disabled persons 15-64 years old			
V 0 .Not in universe			
1 .Hospital only (type A) - skip			
to SC1474			
2 .Medical only (type B) - skip to			
SC1474			
3 .Both hospital and medical (type			
A and B) - skip to SC1474			
4 .Card not available			
D SC1470	1	1437	
If I were to call later would you			
be able to provide ...'s Medicare			
number			
U Persons 65 years old or older and			
disabled persons 15-64 years old			
V 0 .Not in universe			
1 .Yes			
2 .No			
D SC1472	1	1438	
Does ...'s Medicare help pay for			
doctor bills			
U Persons 65 years old or older and			
disabled persons 15-64 years old			
V 0 .Not in universe			
1 .Yes			
2 .No			
D SC1474	1	1439	
Check item R23			
Is ... the designated parent or			
guardian of children under 18 who			
live in this household			
U Persons 15 years old or older			
V 0 .Not in universe			
1 .Yes - skip to SC1478			
2 .No			

Vertical line on the left side of the page.

PERSON

DATA	SIZE	BEGIN
D SC1476	1	1440
Check item R24		
Is ... 18 years of age or over		
U Persons 15 years old or older		
V 0 .Not in universe		
1 .Yes		
2 .No - skip to SC1536		
D SC1478	1	1441
Check item R25		
Is ISS code "27" (Food Stamps)		
listed in the Income roster		
(SC1252 through SC1283)		
U Persons 15 years old or older		
V 0 .Not in universe		
1 .Yes - skip to SC1482		
2 .No		
D SC1480	1	1442
Was ... authorized to receive food		
stamps at any time during the 4 -		
month period		
U Persons 15 years old or older		
V 0 .Not in universe		
1 .Yes		
2 .No		
D SC1482	1	1443
Check Item R26		
Interview status of ...'s spouse .		
U Persons 15 years old or older		
V 0 .Not in universe		
1 .No spouse in household		
2 .Interview for spouse not yet		
conducted		
3 .Interview for spouse already		
conducted - skip to SC1500		
D SC1484	1	1444
During the 4-month period, did ...		
receive any welfare such as AFDC,		
WIC, or general assistance (for ...		
or ...'s children)		
U Persons 15 years old or older		
V 0 .Not in universe		
1 .Yes		
2 .No - skip to SC1500		
*		*
* The next 5 fields (SC1486 through *		

Vertical line on the left side of the page.

Horizontal line at the top right of the page.

PERSON

DATA	SIZE	BEGIN
* SC1496) are possible answers to		*
* the questions:		*
* What kind of welfare did ...		*
* receive; anything else (SC1498)		*
*		*
D SC1486	1	1445
AFDC		
U Persons 15 years old or older and their dependents meeting eligibility requirements		
V 0 .Not marked as a kind of welfare or not in universe based on response to SC1484		
1 .Marked as a kind of welfare		
D SC1488	1	1446
General assistance or general relief		
U Persons 15 years old or older and their dependents meeting eligibility requirements		
V 0 .Not marked as a kind of welfare or not in universe based on response to SC1484		
1 .Marked as a kind of welfare		
D SC1492	1	1447
Foster child care		
U Persons 15 years old or older and their dependents meeting eligibility requirements		
V 0 .Not marked as a kind of welfare or not in universe based on response to SC1484		
1 .Marked as a kind of welfare		
D SC1494	1	1448
WIC		
U Persons 15 years old or older and their dependents meeting eligibility requirements		
V 0 .Not marked as a kind of welfare or Not in universe based on response to SC1484		
1 .Marked as a kind of welfare		
D SC1496	1	1449
Other or don't know		




PERSON

DATA	SIZE	BEGIN
U Persons 15 years old or older and their dependents meeting eligibility requirements		
V 0 .Not marked as a kind of welfare or not in universe based on response to SC1484		
1 .Marked as a kind of welfare		
D SC1498	2	1450
What kind of welfare did ... receive; anything else. Code from Income Source List (1-56). See appendix A-1		
U Persons 15 years old or older and their dependents meeting eligibility requirements		
V 00 .Not in universe		
D SC1500	1	1452
Check item R27 Is "Medicaid" marked for ... on control card item 47		
U Persons 15 years old or older		
V 0 .Not in universe		
1 .Yes - skip to SC1504		
2 .No		
D SC1502	1	1453
During the 4-month period was ... covered by Medicaid or other public assistance program that pays for medical care		
U Persons 15 years old or older and their dependents meeting eligibility requirements		
V 0 .Not in universe		
1 .Yes - skip to 1506		
2 . No - skip to 1506		
D SC1504	1	1454
Was ... covered by Medicaid during any time during the 4-month period		
U Persons 15 years old or older and their dependents meeting eligibility requirements		
V 0 .Not in universe		
1 .Yes		
2 .No		
D SC1506	1	1455
Check item R28		



PERSON

DATA	SIZE	BEGIN
[is ... the designated parent or guardian of children under 18 who live in this household		
U Persons 15 years old or older and their dependents meeting eligibility requirements		
V 0 .Not in universe		
1 .Yes		
2 .No - skip to SC1524		
D SC1506	1	1456
Were any of ...'s children under 18 covered by Medicaid		
U Persons 15 years old or older and their dependents meeting eligibility requirements		
V 0 .Not in universe		
1 .Yes		
2 .No - skip to SC1524		
D SC1510	2	1457
How many of ...'s children under 18 were covered by Medicaid		
U Persons 15 years old or older and their dependents meeting eligibility requirements		
V -5 .All children		
00 .Not in universe; some children covered		
*		*
* The next 5 fields (SC1512 through SC1520) are possible answers to the question:		
*		*
* Which children were covered		
*		*
* Note: No person numbers are listed here if "all" children are indicated in SC1510		
*		*
D SC1512	3	1459
Person no. = 101-199		
U Children under 18 years old		
V 000 .Not in universe		
D SC1514	3	1462
Person no. = 101-199		
U Children under 18 years old		
V 000 .Not in universe		



PERSON

DATA	SIZE	BEGIN
D SC1516	3	1465
Person no. = 101-199		
U Children under 18 years old		
V 000 .Not in universe		
D SC1518	3	1468
Person no. = 101-199		
U Children under 18 years old		
V 000 .Not in universe		
D SC1520	3	1471
Person no. = 101-199		
U Children under 18 years old		
V 000 .Not in universe		
D SC1524	1	1474
Check item R29		
Was ... or ...'s children covered		
by Medicaid		
U Persons 15 years old or older		
V 0 .Not in universe		
1 .Yes		
2 .No - skip to SC1536		
D SC1526	1	1475
Was (.../(and)...) 's children)		
covered during the entire 4-month		
period		
U Persons 15 years old or older and		
their dependents meeting eligibility		
requirements		
V 0 .Not in universe		
1 .Yes - skip to SC1536		
2 .No		
*		*
* The next 4 fields (SC1528 through		
* SC1534) are possible answers to the		
* question!		
*		*
* In which months (1-4) was .../(and)		
* ... 's children) covered		
*		*
*		*
D SC1528	1	1476
Last month		
U Persons 15 years old or older and		
their dependents meeting eligibility		
requirements		
V 0 .Not marked as a month covered or		



PERSON

DATA	SIZE	BEGIN
not in universe based on response to SC1526		
1		.Marked as a month covered
D SC1530	1	1477
2 months ago		
U Persons 15 years old or older and their dependents meeting eligibility requirements		
V 0 .Not marked as a month covered or not in universe based on response to SC1526		
1		.Marked as a month covered
D SC1532	1	1478
3 months ago		
U Persons 15 years old or older and their dependents meeting eligibility requirements		
V 0 .Not marked as a month covered or not in universe based on response to SC1526		
1		.Marked as a month covered
D SC1534	1	1479
4 months ago		
U Persons 15 years old or older and their dependents meeting eligibility requirements		
V 0 .Not marked as a month covered or not in universe based on response to SC1526		
1		.Marked as a month covered
D SC1536	1	1480
During the 4-month period: did ... have group or individual health insurance in ...'s own name		
U Persons 15 years old or older		
V 0 .Not in universe		
1		.Yes - skip to SC1538
2		.No
D SC1537	1	1481
Was ... covered by a health insurance plan in somebody else's name		
U Persons 15 years old or older		
V 0 .Not in universe		



PERSON

DATA	SIZE	BEGIN
1 .Yes - skip to SC1568		
2 .No - skip to SC1368		
D SC1538	1	1482
Did ... have this health insurance plan during the entire 4-month period		
U Persons 15 years old or older		
V 0 .Not in universe		
1 .Yes - skip to SC1548		
2 .No		
*		*
* The next 4 fields (SC1540 through		*
* SC1546) are possible answers to the		*
* question:		*
* In which months (1-4) did ... have		*
* the plan		*
*		*
D SC1540	1	1483
Last month		
U Persons 15 years old or older		
V 0 .Not marked as a month with the plan or not in universe based on response to SC1538		
1 .Marked as a month with the plan		
D SC1542	1	1484
2 months ago		
U Persons 15 years old or older		
V 0 .Not marked as a month with the plan or not in universe based on response to SC1538		
1 .Marked as a month with the plan		
D SC1544	1	1485
3 months ago		
U Persons 15 years old or older		
V 0 .Not marked as a month with the plan or not in universe based on response to SC1538		
1 .Marked as a month with the plan		
D SC1546	1	1486
4 months ago		
U Persons 15 years old or older		
V 0 .Not marked as a month with the plan or not in universe based		



PERSON

DATA	SIZE	BEGIN
------	------	-------

on response to SC1538

1 .Marked as a month with the plan

D SC1546 1 1487

Did ... have a health plan
provided through an employer or
union (or through a former
employer or a pension plan)

U Persons 15 years old or older

V 0 .Not in universe

1 .Yes

2 .No - skip to SC1552

D SC1550 1 1488

Did the employer or union (former
employer or pension plan) pay for
part or all of the cost of this plan

U Persons 15 years old or older

V 0 .Not in universe

1 .All

2 .Part

3 .None

D SC1552 1 1489

Was this an individual plan or a
family plan

U Persons 15 years old or older

V 0 .Not in universe

1 .Individual - skip to SC1568

2 .Family

D SC1554 1 1490

Did ...'s health plan cover all the
persons living here

U Persons 15 years old or older

V 0 .Not in universe

1 .Yes - skip to SC1588


2 .No

```
*
*   The next 8 fields (SC1556 through *
*   SC1564) are possible answers to the *
*   question: *
* *
*   Other than ... , which persons in *
*   this household were covered by *
*   ... 's plan *
* *
*   Note: No person numbers appear if *
```



PERSON

DATA	SIZE	BEGIN
* plan covers all persons living here *		
* *		*
D SC1556	3	1491
Person no. = 101-999		
U All persons, including children		
V 000 .Not in universe		
D SC1558	3	1494
Person no. = 101-999		
U All persons, including children		
V 000 .Not in universe		
D SC1560	3	1497
Person no. = 101-999		
U All persons, including children		
V 000 .Not in universe		
D SC1562	3	1500
Person no. = 101-999		
U All persons, including children		
V 000 .Not in universe		
D SC1564	3	1503
Person no. = 101-999		
U All persons, including children		
V 000 .Not in universe		
D SC1566	2	1506
Other than ... which persons in this household were covered by ... 's plan. Range = -3:0		
U Persons 15 years old or older		
V -3 .No one else covered		
00 .Not in universe, some others covered		
D SC1568	1	1508
Check item R30		
Is ... the designated parent or guardian of children under 18 who live in this household		
U Persons 15 years old or older		
V 0 .Not in universe		
1 .Yes		
2 .No - skip to SC1588		
D SC1570	2	1509
Check item R31		
Have each of these children already		



PERSON

DATA	SIZE	BEGIN
------	------	-------

been identified as members of a family health insurance plan

U Persons 15 years old or older

V -1 .DK - skip to SC1574 through SC1586

00 .Not in universe

01 .Yes

02 .No - skip to SC1574 through SC1586

0 SC1572 1 1511

I have recorded that all of ...'s children were covered by a health insurance plan - is that correct

U Persons 15 years old or older

V 0 .Not in universe

1 .Yes- skip to SC1588

2 .No

0 SC1574 2 1512

How many of ...'s children were covered by a health insurance plan

U Persons 15 years old or older

V -5 .All children - skip to SC1589

00 .Not in universe; some children covered

```
*
* The next 5 fields (SC1574 through SC1584) are possible answers to the question!
*
* Are any of (which of) ...'s children were covered by a health insurance plan
*
* Note: No person numbers appear if "all" children are indicated in SC1574
*
```

0 SC1576 3 1514

Person no. = 101-999

U Children under 18 years old

V 000 .Not in universe

0 SC1578 3 1517

Person no. = 101-999

U Children under 18 years old

V 000 .Not in universe

0 SC1580 3 1520

Person no. = 101-999



PERSON

DATA	SIZE	BEGIN
U Children under 18 years old V 000 .Not in universe		
D SC1582	3	1523
Person no. = 101-999		
U Children under 18 years old V 000 .Not in universe		
D SC1584	3	1526
Person no. = 101-999		
U Children under 18 years old V 000 .Not in universe		
D SC1586	2	1529
Are any of (which of) ... 's children were covered by a health insurance plan		
U Persons 15 years old or older V -3 .No children covered 00 .Not in universe, some children covered		
D SC1588	1	1531
Check item R32 Are any assets listed in the asset roster		
U Persons 15 years old or older V 0 .Not in universe 1 .Yes 2 .No - skip to SC1622		
D SC1589	1	1532
The last time we obtained information, ... had received ... assets during (8 months ago) through (5 months ago). Was this information recorded correctly		
U Persons 15 years old or older V 0 .Not in universe 1 .Yes 2 .No		
D SC1590	3	1533
Asset code Code from Income Source List. See appendix A-1		
U Persons 15 years old or older V 000 .Not in universe		
D SC1592	1	1536
In this reference period, did ...		



190

PERSON

DATA	SIZE	BEGIN
		still own (have) ... asset indicated in SC1590
U		Persons 15 years old or older
V 0		.Not in universe
1		.Yes
2		.No
D SC1593	1	1537
		In the previous reference period, did ... still own (have) ... asset indicated in SC1590
U		Persons 15 years old or older
V 0		.Not in universe
1		.Should not have been listed
2		.Was not listed; should have been
D SC1594	3	1538
		Asset code. Code from Income Source List See appendix A-1
U		Persons 15 years old or older
V 000		.Not in universe
D SC1596	1	1541
		In this reference period, did ... still own (have) ... asset indicated in SC1594
U		Persons 15 years old or older
V 0		.Not in universe
1		.Yes
2		.No
D SC1597	1	1542
		In the previous reference period, did ... still own (have) ... asset indicated in SC1594
U		Persons 15 years old or older
V 0		.Not in universe
1		.Should not have been listed
2		.Was not listed; should have been
D SC1598	3	1543
		Asset code Code from Income Source List See appendix A-1
U		Persons 15 years old or older
V 000		.Not in universe



PERSON

DATA	SIZE	BEGIN
D SC1600	1	1546
In this reference period, did ... still own (have) ... asset indicated in SC1598		
U Persons 15 years old or older		
V 0 .Not in universe		
1 .Yes		
2 .No		
D SC1601	1	1547
In the previous reference period, did ... still own (have) ... asset indicated in SC1598		
U Persons 15 years old or older		
V 0 .Not in universe		
1 .Should not have been listed		
2 .Was not listed; should have been		
D SC1602	3	1548
Asset code		
Code from Income Source List.		
See appendix A-1		
U Persons 15 years old or older		
V 000 .Not in universe		
D SC1604	1	1551
In this reference period, did ... still own (have) ... asset indicated in SC1602		
U Persons 15 years old or older		
V 0 .Not in universe		
1 .Yes		
2 .No		
D SC1605	1	1552
In the previous reference period, did ... still own (have) ... asset indicated in SC1602		
U Persons 15 years old or older		
V 0 .Not in universe		
1 .Should not have been listed		
2 .Was not listed; should have been		
D SC1606	3	1553
Asset code		
Code from Income Source List.		
See appendix A-1		
U Persons 15 years old or older		
V 000 .Not in universe		



PERSON

DATA	SIZE	BEGIN
D SC1608	1	1956
In this reference period, did ... still own (have) ... asset indicated in SC1606		
U Persons 15 years old or older		
V 0 .Not in universe		
1 .Yes		
2 .No		
D SC1609	1	1957
In the previous reference period, did ... still own (have) ... asset indicated in SC1606		
U Persons 15 years old or older		
V 0 .Not in universe		
1 .Should not have been listed		
2 .Was not listed; should have been		
D SC1610	3	1958
Asset code Code from Income Source List. See appendix A-1		
U Persons 15 years old or older		
V 000 .Not in universe		
D SC1612	1	1961
In this reference period, did ... still own (have) ... asset indicated in SC1610		
U Persons 15 years old or older		
V 0 .Not in universe		
1 .Yes		
2 .No		
D SC1613	1	1962
In the previous reference period, did ... still own (have) ... asset indicated in SC1610		
U Persons 15 years old or older		
V 0 .Not in universe		
1 .Should not have been listed		
2 .Was not listed; should have been		
D SC1614	3	1963
Asset code Code from Income Source List. See appendix A-1		
U Persons 15 years old or older		
V 000 .Not in universe		

Vertical line on the left side of the page.

Horizontal line at the top of the page.

DATA	SIZE	BEGIN
D SC1616	1	1566
In this reference period, did ... still own (have) ... asset indicated in SC1614		
U Persons 15 years old or older		
V 0 .Not in universe		
1 .Yes		
2 .No		
D SC1617	1	1567
In the previous reference period, did ... still own (have) ... asset indicated in SC1614		
U Persons 15 years old or older		
V 0 .Not in universe		
1 .Should not have been listed		
2 .Was not listed; should have been		
D SC1618	3	1568
Asset code		
Code from Income Source List.		
See appendix A-1		
U Persons 15 years old or older		
V 000 .Not in universe		
D SC1620	1	1571
In this reference period, did ... still own (have) ... asset indicated in SC1618		
U Persons 15 years old or older		
V 0 .Not in universe		
1 .Yes		
2 .No		
D SC1621	1	1572
In the previous reference period, did ... still own (have) ... asset indicated in SC1618		
U Persons 15 years old or older		
V 0 .Not in universe		
1 .Should not have been listed		
2 .Was not listed; should have been		
D SC1622	2	1573
During the 4-month period did ... have any (other) kinds of assets which earn interest or bring in money, such as the ones shown on this flashcard		

Vertical line on the left side of the page.

PERSON

DATA	SIZE	BEGIN
------	------	-------

U Persons 15 years old or older

V -1 .OK - skip to SC1656
 -2 .REF - skip to SC1656
 00 .Not in universe
 01 .Yes
 02 .No - skip to SC1656

```
*
* The next 14 fields (SC1626 through *
* SC1654) are possible answers to *
* the questions! *
* *
* Which kinds of these assets did ... *
* own any others *
*
```

D SC1626 1 1575
 Regular or passbook savings accounts
 U Persons 15 years old or older
 V 0 .Not marked as a kind of asset
 or not in universe based on
 response to SC1622
 1 .Marked as a kind of asset

D SC1628 1 1576
 Money market accounts
 U Persons 15 years old or older
 V 0 .Not marked as a kind of asset
 or not in universe based on
 response to SC1622
 1 .Marked as a kind of asset


D SC1630 1 1577
 Certificates of deposit or other
 savings certificates
 U Persons 15 years old or older
 V 0 .Not marked as a kind of asset
 or not in universe based on
 response to SC1622
 1 .Marked as a kind of asset

D SC1632 1 1578
 NOW, Super NOW, or other
 interest-earning checking
 accounts
 U Persons 15 years old or older
 V 0 .Not marked as a kind of asset
 or not in universe based on
 response to SC1622
 1 .Marked as a kind of asset



PERSON

DATA	SIZE	BEGIN
D SC1636	1	1579
Money market funds		
U Persons 15 years old or older		
V 0	.Not marked as a kind of asset or not in universe based on response to SC1622	
1	.Marked as a kind of asset	
D SC1638	1	1580
U.S. government securities		
U Persons 15 years old or older		
V 0	.Not marked as a kind of asset or not in universe based on response to SC1622	
1	.Marked as a kind of asset	
D SC1640	1	1581
Municipal or corporate bonds		
U Persons 15 years old or older		
V 0	.Not marked as a kind of asset or Not in universe based on response to SC1622	
1	.Marked as a kind of asset	
D SC1642	1	1582
Mortgages		
U Persons 15 years old or older		
V 0	.Not marked as a kind of asset or not in universe based on response to SC1622	
1	.Marked as a kind of asset	
D SC1644	1	1583
U.S. savings bonds (E,EE)		
U Persons 15 years old or older		
V 0	.Not marked as a kind of asset or not in universe based on response to SC1622	
1	.Marked as a kind of asset	
D SC1646	1	1584
Other interest earnings		
U Persons 15 years old or older		
V 0	.Not marked as a kind of asset or not in universe based on response to SC1622	
1	.Marked as a kind of asset	
D SC1648	1	1585
Stocks or mutual fund shares		



PERSON

DATA	SIZE	BEGIN
U Persons 15 years old or older		
V 0	.Not marked as a kind of asset or not in universe based on response to SC1622	
1	.Marked as a kind of asset	
D SC1650	1	1586
Rental property		
U Persons 15 years old or older		
V 0	.Not marked as a kind of asset or not in universe based on response to SC1622	
1	.Marked as a kind of asset	
D SC1652	1	1587
Royalties		
U Persons 15 years old or older		
V 0	.Not marked as a kind of asset or not in universe based on response to SC1622	
1	.Marked as a kind of asset	
D SC1654	1	1588
Other financial investments		
U Persons 15 years old or older		
V 0	.Not marked as a kind of asset or not in universe based on response to SC1622	
1	.Marked as a kind of asset	
D SC1656	1	1589
Check item R33		
Is ... 17 to 49 years of age		
U Persons 15 years old or older		
V 0	.Not in universe	
1	.Yes	
2	.No - skip to SC1694	
D SC1658	1	1590
During the past 4 months did ... attend school beyond the high school level including a college, university, or other school		
U Persons 17-49 years old		
V 0	.Not in universe	
1	.Yes	
2	.No - skip to SC1694	



PERSON

DATA	SIZE	BEGIN
D SC1660	1	1591
Were any of ...'s educational expenses during the past 4 months paid for by the GI Bill, a Pell (BEOG) grant, a guaranteed or national direct student loan, or any other type of scholarship or grant		
U Persons 17-49 years old		
V 0 .Not in universe		
1 .Yes		
2 .No - skip to SC1692		
*		*
* The next 9 fields (SC1662 through SC167B) are possible answers to the question:		
*		*
*		*
* What kind of educational assistance did ... receive		
*		*
D SC1662	1	1592
GI/VEAP benefits		
U Persons 17-49 years old receiving educational assistance		
V 0 .Not marked as a kind of educational assistance or not in universe based on response to SC1660		
1 .Marked as a kind of educational assistance		
D SC1664	1	1593
Pell grant(BEOG)		
U Persons 17-49 years old receiving educational assistance		
V 0 .Not marked as a kind of educational assistance or not in universe based on response to SC1660		
1 .Marked as a kind of educational assistance		
D SC1666	1	1594
Supplemental educational opportunity grant(SEOG)		
U Persons 17-49 years old receiving educational assistance		
V 0 .Not marked as a kind of educational assistance or not in universe based on response to SC1660		



PERSON

DATA	SIZE	BEGIN
------	------	-------

1	.Marked as a kind of educational assistance	
---	---	--

D SC1668	1	1975
	Other VA educational assistance programs	

U	Persons 17-49 years old receiving educational assistance	
---	--	--

V 0	.Not marked as a kind of educational assistance or not in universe based on response to SC1660	
-----	--	--

1	.Marked as a kind of educational assistance	
---	---	--

D SC1670	1	1976
	Other scholarship, fellowship, or grant	

U	Persons 17-49 years old receiving educational assistance	
---	--	--

V 0	.Not marked as a kind of educational assistance or not in universe based on response to SC1660	
-----	--	--

1	.Marked as a kind of educational assistance	
---	---	--

D SC1672	1	1977
	Employer assistance	

U	Persons 17-49 years old receiving educational assistance	
---	--	--

V 0	.Not marked as a kind of educational assistance or not in universe based on response to SC1660	
-----	--	--

1	.Marked as a kind of educational assistance	
---	---	--

D SC1674	1	1978
	JTPA/CETA training allowance	


U	Persons 17-49 years old receiving educational assistance	
---	--	--

V 0	.Not marked as a kind of educational assistance or not in universe based on response to SC1660	
-----	--	--

1	.Marked as a kind of educational assistance	
---	---	--

D SC1676	1	1979
	Guaranteed student loan (GSL)	

U	Persons 17-49 years old receiving	
---	-----------------------------------	--



PERSON

DATA	SIZE	BEGIN
educational assistance		
V 0	.Not marked as a kind of educational Assistance or not in universe based on response to SC1660	
1	.Marked as a kind of educational assistance	
D SC1678	1	1600
National direct student loan (NSL)		
U	Persons 17-49 years old receiving educational assistance	
V 0	.Not marked as a kind of educational assistance or not in universe based on response to SC1660	
1	.Marked as a kind of educational assistance	
D SC1680	1	1601
What kind of term system does ...'s school use - semester, trimester, quarter, or something else		
U	Persons 17-49 years old	
V 0	.Not in universe	
1	.Semester	
2	.Trimester	
3	.Quarter	
4	.Other	
D SC1682	4	1602
How much was ...'s total tuition and fees for the (semester/trimester/quarter/school term) Total tuition and fees = 1,3999.		
U	Persons 17-49 years old	
V 0000	.Not in universe	
4000	.4000 or more assistance	
D SC1684	1	1606
Check item R34		
Is "PELL Grant (BEOG)" marked in SC1664		
U	Persons 17-49 years old receiving educational assistance	
V 0	.Not in universe	
1	.Yes	
2	.No - skip to SC1688	
D SC1688	1	1607
Check item R35		



200

PERSON

DATA SIZE BEGIN

Is SC1666, SC1668, SC1670, or SC1672
marked above.

U Persons 17-49 years old receiving
educational assistance

V 0 .Not in universe

1 .Yes

2 .No - skip to SC1692

D SC1690 4 1608

What was the total amount of ...'s
educational assistance for the
(semester/trimester/quarter/school
term)

Total amount = 1,3999.

U Persons 17-49 years old receiving
educational assistance

V 0000 .Not in universe

4000 .4000 or more assistance

D SC1692 1 1612

Did ... participate in the
federally funded work-study program
at school at any time during the
past 4 months

U Persons 17-49 years old receiving
educational assistance

V 0 .Not in universe

1 .Yes

2 .No

D SC1694 1 1613

Check item R36

What is ...'s marital status

U Persons 15 years old or older

V 0 .Not in universe

1 .Married, spouse absent

2 .Other - skip to SC1698

D SC1696 1 1614

Is ...'s spouse in the Armed Forces

U Persons 15 years old or older, married
spouse absent

V 0 .Not in universe

1 .Yes

2 .No

D SC1698 1 1615

Check item R37

Vertical line on the left side of the page.

Horizontal line at the top of the page.

PERSON


DATA	SIZE	BEGIN
Are any income types, assets, or "worked" or "other educational assistance" marked on the ISS		
U Persons 15 years old or older		
V 0 .Not in universe		
1 .Yes		
2 .No - skip to SC1704		
D SC1700	1	1616
During the 4-month period ... received income from ...; is that correct		
U Persons 15 years old or older		
V 0 .Not in universe		
1 .Yes		
2 .No		
D SC1702	1	1617
Did ... receive income from any other source such as financial help from someone outside the household; payments from the government or anything else		
U Persons 15 years old or older		
V 0 .Not in universe		
1 .Yes - skip to SC1706 through SC1710		
2 .No - skip to SC1712		
D SC1704	1	1618
Did ... receive income from some source we have not covered		
U Persons 15 years old or older		
V 0 .Not in universe		
1 .Yes		
2 .No		
*		*
*	The next 3 fields (SC1706 through	*
*	SC1710) are possible answers to the	*
*	questions:	*
*		*
*	What kind of income did ...	*
*	receive; anything else	*
*		*
D SC1706	3	1619
Code from Income Source List		
See appendix A-1		
U Persons 15 years old or older		
V 000 .Not in universe		



202

PERSON

DATA	SIZE	BEGIN
D SC1708	3	1622
Code from Income Source List See appendix A.		
U Persons 15 years old or older		
V 000 .Not in universe		
D SC1710	3	1625
Code from Income Source List See appendix A.		
U Persons 15 years old or older		
V 000 .Not in universe		
D SC1712	1	1628
Check item E1 Is "worked" marked on ISS		
U Persons 15 years old or older		
V 0 .Not in universe		
1 .Yes		
2 .No - skip to first ISS code		
D SC1714	1	1629
During the 4-month period was ... working for an employer or was ... self-employed		
U Persons 15 years old or older		
V 0 .Not in universe		
1 .Worked for employer only		
2 .Self-employed only		
3 .Both worked for employer and self-employed		
D SC1716	1	1630
How many different employers did .. work for during this 4-month period		
U Persons 15 years old or older		
V 0 .Not in universe		
1 .1 employer		
2 .2 employers		
3 .3 or more employers		
D SC1718	1	1631
Check Item E2 Is "both worked for employer and self-employed" marked in SC1714		
U Persons 15 years old or older		
V 0 .Not in universe		
1 .Yes		
2 .No		



PERSON

DATA	SIZE	BEGIN
*		*
* Labor force and reciprocity		*
* Imputation flags		*
*		*
D PP-IMP01	1	1632
Person imputation flag 01		
Imputation flag for field 'SC1002'		
V 0 .Not imputed		
1 .Imputed		
D PP-IMP02	1	1633
Person imputation flag 02		
Imputation flag for fields 'SC1004'		
through 'SC1040'		
V 0 .Not imputed		
1 .Imputed		
D PP-IMP03	1	1634
Person imputation flag 03		
Imputation flag for field 'SC1042'		
V 0 .Not imputed		
1 .Imputed		
D PP-IMP04	1	1635
Person imputation flag 04		
Imputation flag for field 'SC1044'		
V 0 .Not imputed		
1 .Imputed		
D PP-IMP05	1	1636
Person imputation flag 05		
Imputation flag for field 'SC1048'		
V 0 .Not imputed		
1 .Imputed		
D PP-IMP06	1	1637
Person imputation flag 06		
Imputation flag for field 'SC1050'		
V 0 .Not imputed		
1 .Imputed		
D PP-IMP07	1	1638
Person imputation flag 07		
Imputation flag for field 'SC1052'		
V 0 .Not imputed		
1 .Imputed		
D PP-IMP08	1	1639
Person imputation flag 08		



204

PERSON

DATA	SIZE	BEGIN
Imputation flag for field 'SC1054'		
V 0 .Not imputed		
1 .Imputed		
D PP-IMP09	1	1640
Person imputation flag 09		
Imputation flag for field 'SC1056'		
V 0 .Not imputed		
1 .Imputed		
D PP-IMP10	1	1641
Person imputation flag 10		
Imputation flag for field 'SC1058'		
V 0 .Not imputed		
1 .Imputed		
D PP-IMP11	1	1642
Person imputation flag 11		
Imputation flag for fields 'SC1060'		
through 'SC1076'		
V 0 .Not imputed		
1 .Imputed		
D PP-IMP12	1	1643
Person imputation flag 12		
Imputation flag for field 'SC1078'		
V 0 .Not imputed		
1 .Imputed		
D PP-IMP13	1	1644
Person imputation flag 13		
Imputation flag for fields 'SC1100'		
through 'SC1134'		
V 0 .Not imputed		
1 .Imputed		
D PP-IMP14	1	1645
Person imputation flag 14		
Imputation flag for field 'SC1136'		
V 0 .Not imputed		
1 .Imputed		
D PP-IMP15	1	1646
Person imputation flag 15		
Imputation flag for fields 'SC1138'		
through 'SC1172'		
V 0 .Not imputed		
1 .Imputed		



PERSON


DATA	SIZE	BEGIN
D PP-IMP16	1	1647
Person imputation flag 16		
Imputation flag for field 'SC1174'		
V 0 .Not imputed		
1 .Imputed		
D PP-IMP17	1	1648
Person imputation flag 17		
Imputation flag for field 'SC1176'		
V 0 .Not imputed		
1 .Imputed		
D PP-IMP18	1	1649
Person imputation flag 18		
Imputation flag for fields 'SC1178'		
through 'SC1214'		
V 0 .Not Imputed		
1 .Imputed		
D PP-IMP19	1	1650
Person imputation flag 19		
Imputation flag for field 'SC1216'		
V 0 .Not imputed		
1 .Imputed		
D PP-IMP20	1	1651
Person imputation flag 20		
Imputation of 'SC1218'		
V 0 .Not imputed		
1 .Imputed		
D PP-IMP21	1	1652
Person imputation flag 21		
Imputation of 'SC1222'		
V 0 .Not imputed		
1 .Imputed		
D PP-IMP22	1	1653
Person imputation flag 22		
Imputation of 'SC1224'		
V 0 .Not imputed		
1 .Imputed		
D PP-IMP23	1	1654
Person imputation flag 23		
Imputation of 'SC1226'		
V 0 .Not Imputed		
1 .Imputed		



206

PERSON

DATA	SIZE	BEGIN
D PP-IMP24	1	1655
Person imputation flag 24		
Imputation of 'SC122B'		
V 0 .Not imputed		
1 .Imputed		
D PP-IMP25	1	1656
Person imputation flag 25		
Imputation of 'SC1230'		
V 0 .Not imputed		
1 .Imputed		
D PP-IMP26	1	1657
Person imputation flag 26		
Imputation of 'SC1234'		
V 0 .Not imputed		
1 .Imputed		
D PP-IMP27	1	1658
Person imputation flag 27		
Imputation of 'SC1236'		
V 0 .Not imputed		
1 .Imputed		
D PP-IMP28	1	1659
Person imputation flag 28		
Imputation of 'SC1238'		
V 0 .Not imputed		
1 .Imputed		
D PP-IMP29	1	1660
Person imputation flag 29		
Imputation of 'SC1240'		
V 0 .Not imputed		
1 .Imputed		
D PP-IMP30	1	1661
Person imputation flag 30		
Imputation of 'SC1246'		
V 0 .Not imputed		
1 .Imputed		
D PP-IMP31	1	1662
Person imputation flag 31		
Imputation of 'SC1338'		
V 0 .Not imputed		
1 .Imputed		



PERSON

DATA	SIZE	BEGIN
D PP-IMP32	1	1663
Person imputation flag 32		
Imputation of 'SC1342'		
V 0 .Not imputed		
1 .Imputed		
D PP-IMP33	1	1664
Person imputation flag 33		
Imputation of 'SC1352'		
V 0 .Not imputed		
1 .Imputed		
D PP-IMP34	1	1665
Person imputation flag 34		
Imputation of 'SC1354'		
V 0 .Not imputed		
1 .Imputed		
D PP-IMP35	1	1666
Person imputation flag 35		
Imputation of 'SC1360'		
V 0 .Not imputed		
1 .Imputed		
D PP-IMP36	1	1667
Person imputation flag 36		
Imputation of 'SC1362'		
V 0 .Not imputed		
1 .Imputed		
D PP-IMP37	1	1668
Person imputation flag 37		
Imputation of 'SC1364' through		
'SC1380'		
V 0 .Not imputed		
1 .Imputed		
D PP-IMP38	1	1669
Person imputation flag 38		
Imputation of 'SC1382'		
V 0 .Not imputed		
1 .Imputed		
D PP-IMP39	1	1670
Person imputation flag 39		
Imputation of 'SC1386'		
V 0 .Not imputed		
1 .Imputed		



208

PERSON

DATA	SIZE	BEGIN
D PP-IMP40	1	1671
Person imputation flag 40		
Imputation of 'SC1388'		
V 0 .Not imputed		
1 .Imputed		
D PP-IMP41	1	1672
Person imputation flag 41		
Imputation of 'SC1390' through		
'SC1412'		
V 0 .Not imputed		
1 .Imputed		
D PP-IMP42	1	1673
Person imputation flag 42		
Imputation of 'SC1416'		
V 0 .Not imputed		
1 .Imputed		
D PP-IMP43	1	1674
Person imputation flag 43		
Imputation of 'SC1418'		
V 0 .Not imputed		
1 .Imputed		
D PP-IMP44	1	1675
Person imputation flag 44		
Imputation of 'SC1422'		
V 0 .Not imputed		
1 .Imputed		
D PP-IMP45	1	1676
Person imputation flag 45		
Imputation of 'SC1426'		
V 0 .Not imputed		
1 .Imputed		
D PP-IMP46	1	1677
Person imputation flag 46		
Imputation of 'SC1428' through		
'SC1452'		
V 0 .Not imputed		
1 .Imputed		
D PP-IMP47	1	1678
Person imputation flag 47		
Imputation of 'SC1456'		
V 0 .Not imputed		
1 .Imputed		



PERSON

DATA	SIZE	BEGIN
D PP-IMP48	1	1679
Person imputation flag 48		
Imputation of 'SC1462'		
V 0	.Not imputed	
1	.Imputed	
D PP-IMP49	1	1680
Person imputation flag 49		
Imputation of 'SC1472'		
V 0	.Not imputed	
1	.Imputed	
D PP-IMP50	1	1681
Person imputation flag 50		
Imputation of 'SC1480'		
V 0	.Not imputed	
1	.Imputed	
D PP-IMP51	1	1682
Person imputation flag 51		
Imputation of 'SC1484'		
V 0	.Not imputed	
1	.Imputed	
D PP-IMP52	1	1683
Person imputation flag 52		
Imputation of 'SC1486' through		
'SC1498'		
V 0	.Not imputed	
1	.Imputed	
D PP-IMP53	1	1684
Person imputation flag 53		
Imputation of 'SC1502'		
V 0	.Not imputed	
1	.Imputed	
D PP-IMP54	1	1685
Person imputation flag 54		
Imputation of 'SC1508'		
V 0	.Not imputed	
1	.Imputed	
D PP-IMP55	1	1686
Person imputation flag 55		
Imputation of 'SC1526'		
V 0	.Not imputed	
1	.Imputed	



210

PERSON

DATA	SIZE	BEGIN
D PP-IMP56	1	1687
Person imputation flag 56 Imputation of 'SC1528' through 'SC1534'		
V 0	.Not imputed	
1	.Imputed	
D PP-IMP57	1	1688
Person imputation flag 57 Imputation of 'SC1536'		
V 0	.Not imputed	
1	.Imputed	
D PP-IMP58	1	1689
Person imputation flag 58 Imputation of 'SC1537'		
V 0	.Not imputed	
1	.Imputed	
D PP-IMP59	1	1690
Person imputation flag 59 Imputation of 'SC1538'		
V 0	.Not imputed	
1	.Imputed	
D PP-IMP60	1	1691
Person imputation flag 60 Imputation of 'SC1540' through 'SC1546'		
V 0	.Not imputed	
1	.Imputed	
D PP-IMP61	1	1692
Person imputation flag 61 Imputation of 'SC1548'		
V 0	.Not imputed	
1	.Imputed	
D PP-IMP62	1	1693
Person imputation flag 62 Imputation of 'SC1550'		
V 0	.Not imputed	
1	.Imputed	
D PP-IMP63	1	1694
Person imputation flag 63 Imputation of 'SC1552'		
V 0	.Not imputed	
1	.Imputed	



PERSON

DATA	SIZE	BEGIN
D PP-IMP75	1	1695
Person imputation flag 75		
Imputation of 'SC1658'		
V 0 .Not imputed		
1 .Imputed		
D PP-IMP76	1	1696
Person imputation flag 76		
Imputation of 'SC1660'		
V 0 .Not imputed		
1 .Imputed		
D PP-IMP77	1	1697
Person imputation flag 77		
Imputation of 'SC1662' through		
'SC1676'		
V 0 .Not imputed		
1 .Imputed		
D PP-IMP78	1	1698
Person imputation flag 78		
Imputation of 'SC1680'		
V 0 .Not imputed		
1 .Imputed		
D PP-IMP79	1	1699
Person imputation flag 79		
Imputation of 'SC1682'		
V 0 .Not imputed		
1 .Imputed		
D PP-IMP80	1	1700
Person imputation flag 80		
Imputation of 'SC1686'		
V 0 .Not imputed		
1 .Imputed		
D PP-IMP81	1	1701
Person imputation flag 81		
Imputation of 'SC1690'		
V 0 .Not imputed		
1 .Imputed		
D PP-IMP82	1	1702
Person imputation flag 82		
Imputation of 'SC1692'		
V 0 .Not imputed		
1 .Imputed		

Vertical line on the left side of the page.

Horizontal line at the top right of the page.

212


PERSON

DATA	SIZE	BEGIN
D PP-IMP83	1	1703
Person Imputation flag 83		
Imputation of 'SC1696'		
V 0 .Not imputed		
1 .Imputed		
D PP-IMP84	1	1704
Person Imputation flag 84		
Imputation of 'SC0902'		
V 0 .Not imputed		
1 .Imputed		
D PP-IMP85	1	1705
Person Imputation flag 85		
Imputation of 'SC1254'		
V 0 .Not imputed		
1 .Imputed		
D PP-IMP86	1	1706
Person Imputation flag 86		
Imputation of 'SC1258'		
V 0 .Not imputed		
1 .Imputed		
D PP-IMP87	1	1707
Person Imputation flag 87		
Imputation of 'SC1262'		
V 0 .Not imputed		
1 .Imputed		
D PP-IMP88	1	1708
Person Imputation flag 88		
Imputation of 'SC1266'		
V 0 .Not imputed		
1 .Imputed		
D PP-IMP89	1	1709
Person Imputation flag 89		
Imputation of 'SC1270'		
V 0 .Not imputed		
1 .Imputed		
D PP-IMP90	1	1710
Person Imputation flag 90		
Imputation of 'SC1274'		
V 0 .Not imputed		
1 .Imputed		

Vertical line on the left side of the page.


PERSON

DATA	SIZE	BEGIN
D PP-IMP91	1	1711
Person Imputation flag 91		
Imputation of 'SC1278'		
V 0 .Not imputed		
1 .Imputed		
D PP-IMP92	1	1712
Person Imputation flag 92		
Imputation of 'SC1282'		
V 0 .Not imputed		
1 .Imputed		
D PP-IMP93	1	1713
Person Imputation flag 93		
Imputation of 'SC1284'		
V 0 .Not imputed		
1 .Imputed		
D PP-IMP94	1	1714
Person Imputation flag 94		
Imputation of 'SC1286'		
through 'SC1294'		
V 0 .Not imputed		
1 .Imputed		
D PP-IMP95	1	1715
Person Imputation flag 95		
Imputation of 'SC1296'		
V 0 .Not imputed		
1 .Imputed		
D PP-IMP96	1	1716
Person Imputation flag 96		
Imputation of 'SC1298'		
through 'SC1322'		
V 0 .Not imputed		
1 .Imputed		
D PP-IMP97	1	1717
Person Imputation flag 97		
Imputation of 'SC1504'		
V 0 .Not imputed		
1 .Imputed		
D PP-IMP98	1	1718
Person Imputation flag 98		
Imputation of 'SC1592'		
V 0 .Not imputed		
1 .Imputed		



PERSON

DATA	SIZE	BEGIN
D PP-IMP99	1	1719
Person Imputation flag 99		
Imputation of 'SC1596'		
V 0 .Not imputed		
1 .Imputed		
D PPIMP100	1	1720
Person Imputation flag 100		
Imputation of 'SC1600'		
V 0 .Not imputed		
1 .Imputed		
D PPIMP101	1	1721
Person Imputation flag 101		
Imputation of 'SC1604'		
V 0 .Not imputed		
1 .Imputed		
D PPIMP102	1	1722
Person Imputation flag 102		
Imputation of 'SC1608'		
V 0 .Not imputed		
1 .Imputed		
D PPIMP103	1	1723
Person Imputation flag 103		
Imputation of 'SC1612'		
V 0 .Not imputed		
1 .Imputed		
D PPIMP104	1	1724
Person Imputation flag 104		
Imputation of 'SC1616'		
V 0 .Not imputed		
1 .Imputed		
D PPIMP105	1	1725
Person Imputation flag 105		
Imputation of 'SC1620'		
V 0 .Not imputed		
1 .Imputed		
D PPIMP106	1	1726
Person Imputation flag 106		
Imputation of 'SC1622'		
V 0 .Not imputed		
1 .Imputed		



PERSON

DATA	SIZE	BEGIN
D PP-IMP107	1	1727
Person Imputation flag 197		
Imputation of 'SC1626'		
V 0	.Not imputed	
1	.Imputed	
D PP-PRERT	1	1728
Rotation in which this person		
was interviewed before leaving		
another sample unit and joining		
this one		
U	Persons 15 years old and older	
D U-BRTHMN	2	1729
Reedited month of birth		
Control card item 24		
U	All persons, including children	
V	-9 .Not answered	
D PP-FILL	10	1731
Blank filler		

Vertical line on the left side of the page.

Horizontal line at the top right of the page.

WAGE/SALARY

DATA	SIZE	BEGIN
D WSSEGNUM	5	1
Sequence number of sample unit in which this record resides		
U All sample units		
D WS-RCTYP	2	6
Record type indicator		
U Persons 15 years old and older		
V 50.Wage and salary record		
D WS-RCSEQ	2	8
Record sequence number within sample unit and record type		
U Persons 15 years old and older		
D WS-ID	9	10
Identification number.		
Unique scrambled combination of the PSU (3) characters, segment (4 characters), and serial (2 characters) numbers of the original sample units.		
U Persons 15 years old and older		
D WS-WAVE	1	19
Wave of data collection		
U Persons 15 years old and older		
D WS-PINK	2	20
Index of the person record that 'owns' this wage and salary record		
U Persons 15 years old and older		
D WS-OCC	3	22
Edited and imputed 3-digit (1980 census) occupation code		
See Appendix A-4		
U Persons 15 years old and older		
D WS-IND	3	25
Edited and imputed 3-digit (1980 census) industry code		
See Appendix A-5		
U Persons 15 years old and older		
*		*
*	The next 12 fields contain	*
*	employment and earnings by	*
*	months 1-4	*
*		*

Vertical line on the left side of the page.

Horizontal line at the top right of the page.

WAGE/SALARY

DATA	SIZE	BEGIN
*	WS-EMP-1....4	*
*	WS-REC-1....4	*
*	WS-AMT-1....4	*
*		*
<input type="checkbox"/>	WS-EMP-1	1 28
	Number of weeks employed this month (1)	
<input type="checkbox"/>	Persons 15 years old and older	
<input checked="" type="checkbox"/>	None or not in universe if	
	classwk = 5	
	1 .1 week	
	2 .2 weeks	
	3 .3 weeks	
	4 .4 weeks	
	5 .5 weeks	
<input type="checkbox"/>	WS-EMP-2	1 29
	Number of weeks employed this month (2)	
<input type="checkbox"/>	Persons 15 years old and older	
<input checked="" type="checkbox"/>	None or not in universe if	
	classwk = 6	
	1 .1 week	
	2 .2 weeks	
	3 .3 weeks	
	4 .4 weeks	
	5 .5 weeks	
<input type="checkbox"/>	WS-EMP-3	1 30
	Number of weeks employed this month (3)	
<input type="checkbox"/>	Persons 15 years old and older	
<input checked="" type="checkbox"/>	None or not in universe if	
	classwk = 6	
	1 .1 week	
	2 .2 weeks	
	3 .3 weeks	
	4 .4 weeks	
	5 .5 weeks	
<input type="checkbox"/>	WS-EMP-4	1 31
	Number of weeks employed this month (4)	
<input type="checkbox"/>	Persons 15 years old and older	
<input checked="" type="checkbox"/>	None or not in universe if	
	classwk = 6	
	1 .1 week	
	2 .2 weeks	

Vertical line on the left side of the page.

WAGE/SALARY

DATA	SIZE	BEGIN
3 .3 weeks		
4 .4 weeks		
5 .5 weeks		
D WS-REC-1	1	32
Were earnings received this month (1)		
U Persons 15 years old and older		
V 0 .Not in universe		
1 .Yes		
2 .No		
D WS-REC-2	1	33
Were earnings received this month (2)		
U Persons 15 years old and older		
V 0 .Not in universe		
1 .Yes		
2 .No		
D WS-REC-3	1	34
Were earnings received this month (3)		
U Persons 15 years old and older		
V 0 .Not in universe		
1 .Yes		
2 .No		
D WS-REC-4	1	35
Were earnings received this month (4)		
U Persons 15 years old and older		
V 0 .Not in universe		
1 .Yes		
2 .No		
D WS-AMT-1	5	36
What is the dollar amount of the earnings from this job for this month (1). Range = 0,33332.		
U Persons 15 years old and older		
D WS-AMT-2	5	41
What is the dollar amount of the earnings from this job for this month (2). Range = 0,33332.		
U Persons 15 years old and older		

Vertical line on the left side of the page.

WAGE/SALARY

DATA	SIZE	BEGIN
D WS-AMT-3	5	46
What is the dollar amount of the earnings from this job for this month (3). Range = 0,33332.		
U Persons 15 years old and older		
D WS-AMT-4	5	51
What is the dollar amount of the earnings from this job for this month (4). Range = 0,33332.		
U Persons 15 years old and older		
D SC2002	1	56
Check item E3.		
Enter employer I.D. number from control card item 42, or if a new employer, enter next available number. Employer ID number = 1-9		
U Persons 15 years old and older		
V 0 .Not answered		
D SC2012	1	57
Was ... an employee of ...		
U Persons 15 years old and older		
V 0 .Not answered		
1 .A private company or individual		
2 .Federal government (exclude Armed Forces)		
3 .State government		
4 .Local government		
5 .Armed forces		
6 .Unpaid in family business or farm		
D SC2014	1	58
Was ... employed by ... during the month period		
U Persons 15 years old and older		
V 0 .Not in universe		
1 .Yes - skip to SC2024		
2 .No		
*		*
*	The next 4 fields (SC2016 through	*
*	SC2022) are possible answers to the	*
*	question:	*
*		*
*	When was ... employed by ... during	*
*	this 4-month period (month & day)	*
*		*



Z20

WAGE/SALARY

DATA	SIZE	BEGIN
D SC2016	2	59
"From" month (1-12)		
U Persons 15 years old and older		
V 00 .Not in universe		
D SC2018	2	61
"From" day (1-31)		
U Persons 15 years old and older		
V 00 .Not in universe		
D SC2020	2	63
"To" month (1-12)		
U Persons 15 years old and older		
V 00 .Not in universe		
D SC2022	2	65
"To" day (1-31)		
U Persons 15 years old and older		
V 00 .Not in universe		
D SC2024	2	67
How many hours per week did ...		
usually work at this job		
hours = 1,99.		
U Persons 15 years old and older		
V -3 .None		
00 .Not in universe		
D SC2026	1	69
Was ... paid by the hour on this		
job		
U Persons 15 years old and older		
V 0 .Not in universe		
1 .Yes		
2 .No - skip to SC2030		
D SC2028	4	70
What was ...'s regular hourly pay		
rate (\$52 maximum) at the end		
of ... Range = 0,5200. Two		
implied decimals.		
U Persons 15 years old and older		
V 0000 .Not in universe		
D SC2030	1	74
During the 4-month period how often		
was ... paid on this job		
U Persons 15 years old and older		

Vertical line on the left side of the page.

Horizontal line at the top of the page.

WAGE/SALARY


DATA	SIZE	BEGIN
V 0 .Not in universe		
1 .Once a week		
2 .Once each 2 weeks		
3 .Once a month		
4 .Twice a month		
5 .Some other way		*
*		*
* The next 4 fields (SC2032 through		*
* SC2038) contain income amounts		*
* before tax deduction		*
*		*
D SC2032	5	75
What was the total amount of pay that ... received before deductions on this job last month. In dollars. Range = -3,33332.		
U Persons 15 years old and older		
V -0003 .None		
00000 .Not in universe		
D SC2034	5	80
What was the total amount of pay that ... received before deductions on this job 2 months ago. In dollars. Range = -3,33332.		
U Persons 15 years old and older		
V -0003 .None		
00000 .Not in universe		
D SC2036	5	85
What was the total amount of pay that ... received before deductions on this job 3 months ago. In dollars. Range = -3,33332.		
U Persons 15 years old and older		
V -0003 .None		
00000 .Not in universe		
D SC2038	5	90
What was the total amount of pay that ... received before deductions on this job 4 months ago. In dollars. Range = -3,33332.		
U Persons 15 years old and older		
V -0003 .None		
00000 .Not in universe		
D SC2040	1	95
Check item E4		



222

WAGE/SALARY

DATA	SIZE	BEGIN
Is "DK" marked in all parts of SC2032 through SC2038.		
U Persons 15 years old and older		
V 0 .Not in universe		
1 .Yes		
2 .No		
D SC2042	1	96
If we were to call back later would you (or ...) be able to provide us with the amounts of pay ... received in each of these months		
U Persons 15 years old and older		
V 0 .Not in universe		
1 .Yes		
2 .No		
*		*
* Wage and salary imputation flags		*
*		*
D WS-IMP01	1	97
Wage and salary imputation flag 1 Imputation of field 'WS-OCC'		
V 0 .Not imputed		
1 .Imputed		
D WS-IMP02	1	98
Wage and salary imputation flag 2 Imputation of field 'WS-IND'		
V 0 .Not imputed		
1 .Imputed		
D WS-IMP03	1	99
Wage and salary imputation flag 3 Imputation of field 'SC2012'		
V 0 .Not imputed		
1 .Imputed		
D WS-IMP04	1	100
Wage and salary imputation flag 4 Imputation of field 'SC2026'		
V 0 .Not imputed		
1 .Imputed		
D WS-IMP05	1	101
Wage and salary imputation flag 5 Imputation of field 'SC2028'		
V 0 .Not imputed		
1 .Imputed		



WAGE/SALARY

DATA	SIZE	BEGIN
D WS-IMP06	1	102
Wage and salary imputation flag & Imputation of field 'SC2030'		
V 0	.Not imputed	
1	.Imputed	
D WS-CAL01	1	103
Field 'SC2032' was calculated		
V 0	.Not calculated	
1	.Imputed input	
2	.No imputed input	
D WS-CAL02	1	104
Field 'SC2034' was calculated		
V 0	.Not calculated	
1	.Imputed input	
2	.No imputed input	
D WS-CAL03	1	105
Field 'SC2036' was calculated		
V 0	.Not calculated	
1	.Imputed input	
2	.No imputed input	
D WS-CAL04	1	106
Field 'SC2038' was calculated		
V 0	.Not calculated	
1	.Imputed input	
2	.No imputed input	
D WS-PER10	5	107
Along with PSU/SEG/SER, identifies the person to which this record belongs. Digits 1-2 are entry address ID. Digits 3-5 are edited person number.		
D WS-FILL	1629	112
Blank filler		



SELF-EMPLOYMENT

DATA	SIZE	BEGIN
D SESEQNUM	5	1
Sequence number of sample unit in which this record resides		
U All sample units		
D SE-RCTYP	2	6
Record type indicator		
U Persons 15 years old and older		
V 60 Self-employment record		
D SE-RCSEQ	2	8
Record sequence number within sample unit and record type		
U Persons 15 years old and older		
D SE-ID	9	10
Identification number. Unique scrambled combination of the PSU (3 characters), segment (4 characters), and serial (2 characters) numbers of the original sample address.		
U Persons 15 years old and older		
D SE-WAVE	1	19
Wave of data collection		
U Persons 15 years old and older		
D SE-PINX	2	20
Index of person record that 'owns' this self-employment record		
U Persons 15 years old and older		
D SE-OC	3	22
Edited and imputed 3-digit (1990 census) occupation code See Appendix A-4		
U Persons 15 years old and older		
D SE-IND	3	25
Edited and imputed 3-digit (1980 census) industry code See Appendix A-5		
U Persons 15 years old and older		
*		*
*	The next 12 fields contain	*
*	business income by months 1-4	*
*		*
*	SE-WB-1....4	*



SELF-EMPLOYMENT

DATA	SIZE	BEGIN
* SE-REC-1....4		*
* SE-AMT-1....4		*
*		*
<input type="checkbox"/> SE-WJB-1	1	28
Weeks with business this month (1).		
<input type="checkbox"/> Persons 15 years old and older		
<input checked="" type="checkbox"/> <input type="checkbox"/> .None		
1 .1 week		
2 .2 weeks		
3 .3 weeks		
4 .4 weeks		
5 .5 weeks		
<input type="checkbox"/> SE-WJB-2	1	29
Weeks with business this month (2).		
<input type="checkbox"/> Persons 15 years old and older		
<input checked="" type="checkbox"/> <input type="checkbox"/> .None		
1 .1 week		
2 .2 weeks		
3 .3 weeks		
4 .4 weeks		
5 .5 weeks		
<input type="checkbox"/> SE-WJB-3	1	30
Weeks with business this month (3).		
<input type="checkbox"/> Persons 15 years old and older		
<input checked="" type="checkbox"/> <input type="checkbox"/> .None		
1 .1 week		
2 .2 weeks		
3 .3 weeks		
4 .4 weeks		
5 .5 weeks		
<input type="checkbox"/> SE-WJB-4	1	31
Weeks with business this month (4).		
<input type="checkbox"/> Persons 15 years old and older		
<input checked="" type="checkbox"/> <input type="checkbox"/> .None		
1 .1 week		
2 .2 weeks		
3 .3 weeks		
4 .4 weeks		
5 .5 weeks		
<input type="checkbox"/> SE-REC-1	1	32
Did this person receive income from this business this month (1)		
<input type="checkbox"/> Persons 15 years old and older		
<input checked="" type="checkbox"/> <input type="checkbox"/> .Not in universe		



SELF-EMPLOYMENT

DATA	SIZE	BEGIN
1 .Yes		
2 .No		
D SE-REC-2	1	33
Did this person receive income from this business this month (2)		
U Persons 15 years old and older		
V 0 .Not in universe		
1 .Yes		
2 .No		
D SE-REC-3	1	34
Did this person receive income from this business this month (3)		
U Persons 15 years old and older		
V 0 .Not in universe		
1 .Yes		
2 .No		
D SE-REC-4	1	35
Did this person receive income from this business this month (4)		
U Persons 15 years old and older		
V 0 .Not in universe		
1 .Yes		
2 .No		
D SE-AMT-1	5	36
Amount of income received this month (1). In dollars.		
Range = 0,33332.		
U Persons 15 years old and older		
D SE-AMT-2	5	41
Amount of income received this month (2). In dollars.		
Range = 0,33332.		
U Persons 15 years old and older		
D SE-AMT-3	5	46
Amount of income received this month (3). In dollars.		
Range = 0,33332.		
U Persons 15 years old and older		
D SE-AMT-4	5	51
Amount of income received this month (4). In dollars.		

Vertical line on the left side of the page.

Horizontal line at the top right of the page.

SELF-EMPLOYMENT

DATA	SIZE	BEGIN
------	------	-------

Range = 0,33332.

U Persons 15 years old and older

D SC2202 1 56

Check item S1.

Enter business I.D. number from control card item 43, or if a new business, enter next available number. Business ID number = 1-9

U Persons 15 years old and older

V 0 .Not answered

D SC2212 2 57

How many hours per week did ... usually work at this business
Total hours = 1,99.

U Persons 15 years old and older

V -3.None

D SC2214 1 59

Do you think that the gross earnings of this business will be \$1,000 or more during the next 12 months

U Persons 15 years old and older

V 0 .Not in universe

1 .Yes

2 .No - skip to SC2260

D SC2216 1 60

Check item S2

Have questions SC2218 through SC2230 already been answered for this business by another household member

U Persons 15 years old and older

V 0 .Not in universe

1 .Yes - skip to SC2232

2 .No

D SC2218 1 61

What was the total number of employees working for this business; be sure to include ...

U Persons 15 years old and older

V 0 .Not in universe

1 .1 employee

2 .2 employees

3 .3 - 5 employees

4 .6 or more employees

Vertical line on the left side of the page.

Horizontal line at the top of the page.

228

SELF-EMPLOYMENT

DATA	SIZE	BEGIN	
D SC2220	1	62	Was ...'s business incorporated
U			Persons 15 years old and older
V 0			.Not in universe
1			.Yes - skip to SC2224
2			.No
D SC2222	1	63	Was ...'s business a sole
			proprietorship or a partnership
U			Persons 15 years old and older
V 0			.Not in universe
1			.Sole proprietorship - skip to SC2232
2			.Partnership
D SC2224	1	64	Aside from ... were any other
			members of this household owners or
			partners in this business
U			Persons 15 years old and older
V 0			.Not in universe
1			.Yes
2			.No - skip to SC2232
*			*
*			* The next 3 fields (SC2226 through
*			* SC2230) are possible answers to
*			* the question:
*			*
*			* Which members (were owners or
*			* partners in this business)
*			*
D SC2226	3	65	Person No. 101 - 999
U			Persons 15 years old and older
V 000			.Not in universe
D SC2228	3	68	Person No. 101 - 199
U			Persons 15 years old and older
V 000			.Not in universe
D SC2230	3	71	Person No. 101 - 999
U			Persons 15 years old and older
V 000			.Not in universe
D SC2232	1	74	Was ... paid a regular salary from



SELF-EMPLOYMENT

DATA	SIZE	BEGIN
this business during the 4-month period		
U Persons 15 years old and older		
V 0		.Not in universe
1		.Yes
2		.No
D SC2234	1	75
Did ... receive any (other) income from the business during this 4 month period		
U Persons 15 years old and older		
V 0		.Not in universe
1		.Yes
2		.No
D SC2236	1	76
Check item 53		
Is "yes" marked in either SC2232 or SC2234		
U Persons 15 years old and older		
V 0		.Not in universe
1		.Yes
2		.No - skip to SC2250
*		*
*		The next 4 fields (SC2238 through
*		SC2244) contain business income
*		by month
*		*
D SC2238	5	77
What was the total amount of income that ... received from this business last month. In dollars. Range = -3,33332.		
U Persons 15 years old and older		
V -0003		.None
00000		.Not in universe
D SC2240	5	82
What was the total amount of income that ... received from this business 2 months ago. In dollars. Range = -3,33332.		
U Persons 15 years old and older		
V -0003		.None
00000		.Not in universe
D SC2242	5	87
What was the total amount of income		

Vertical line on the left side of the page.

Horizontal line at the top of the page.

SELF-EMPLOYMENT

DATA SIZE BEGIN

that ... received from this
business 3 months ago. In dollars.
Range = -3,33332.

U Persons 15 years old and older
V -C003 .None
00000 .Not in universe

D SC2244 5 92

What was the total amount of income
that ... received from this
business 4 months ago. In dollars.
Range = -3,33332.

U Persons 15 years old and older
V -C003 .None
00000 .Not in universe

D SC2246 1 97

Check item S4
Is "DK" marked in all parts of
SC2238 - SC2244.

U Persons 15 years old and older
V 0 .Not in universe
1 .Yes
2 .No - skip to SC2250

D SC2248 1 98

If I were to call back later would
you (or ...) be able to provide us
with the amounts of income ...
received in each of these months

U Persons 15 years old and older
V 0 .Not in universe
1 .Yes
2 .No


D SC2250 1 99

Check item S5
Is this business incorporated

U Persons 15 years old and older
V 0 .Not in universe
1 .Yes
2 .No


D SC2252 1 100

Check item S6
Has information about the net
profit (or loss) for this business
already been obtained by another




SELF-EMPLOYMENT

DATA	SIZE	BEGIN
Household member		
U Persons 15 years old and older		
V 0 .Not in universe		
1 .Yes		
2 .No		
D SC2254	1	101
Can...give an estimate of the net profit (or loss) during the 4-month period shown on the calendar		
U Persons 15 years old and older		
V 0 .Not in universe		
1 .Yes		
2 .No		
D SC2256	6	102
What was the net profit (or loss) from this business during the 4-month period. In dollars.		
Range = -33332,33332.		
U Persons 15 years old and older		
V 000000 .Not in universe		
D SC2260	5	108
About how much did ... earn from this business after expenses during the 4-month period. In dollars.		
Range = -3,33332.		
U Persons 15 years old and older		
V -0003 .None		
00000 .Not in universe		
*		*
*	Self-employment imputation flag	*
*		*
D SE-IMP01	1	113
Self-employment imputation flag 1		
imputation of field 'SE-000'		
V 0 .Not imputed		
1 .Imputed		
D SE-IMP02	1	114
Self-employment imputation flag 2		
imputation of field 'SE-IND'		
V 0 .Not imputed		
1 .Imputed		
D SE-IMP03	1	115
Self-employment imputation flag 3		



SELF-EMPLOYMENT

DATA	SIZE	BEGIN
Imputation of field 'SC2214'		
V 0	.Not imputed	
1	.Imputed	
D SE-IMP04	1	115
Self-employment imputation flag 4		
Imputation of field 'SC2218'		
V 0	.Not imputed	
1	.Imputed	
D SE-IMP05	1	117
Self-employment imputation flag 5		
Imputation of field 'SC2220'		
V 0	.Not imputed	
1	.Imputed	
D SE-IMP06	1	118
Self-employment imputation flag 6		
Imputation of field 'SC2222'		
V 0	.Not imputed	
1	.Imputed	
D SE-IMP07	1	119
Self-employment imputation flag 7		
Imputation of field 'SC2232'		
V 0	.Not imputed	
1	.Imputed	
D SE-IMP08	1	120
Self-employment imputation flag 8		
Imputation of field 'SC2234'		
V 0	.Not imputed	
1	.Imputed	
D SE-IMP09	1	121
Self-employment imputation flag 9		
Imputation of field 'SC2254'		
V 0	.Not imputed	
1	.Imputed	
D SE-IMP10	1	122
Self-employment imputation flag 10		
Imputation of fields 'SC2256' / 'SC2258'		
V 0	.Not imputed	
1	.Imputed	
D SE-IMP11	1	123
Self-employment imputation flag 11		



SELF-EMPLOYMENT

DATA	SIZE	BEGIN
Imputation of field 'SC2260'		
V 0		.Not imputed
1		.Imputed
D SE-CAL01	1	124
Field 'SC2238' was calculated		
V 0		.Not calculated
1		.Imputed input
2		.No imputed input
D SE-CAL02	1	125
Field 'SC2240' was calculated		
V 0		.Not calculated
1		.Imputed input
2		.No imputed input
D SE-CAL03	1	126
Field 'SC2242' was calculated		
V 0		.Not calculated
1		.Imputed input
2		.No imputed input
D SE-CAL04	1	127
Field 'SC2244' was calculated		
V 0		.Not calculated
1		.Imputed input
2		.No imputed input
D SE-PER10	5	128
Along with PSU/SEG/SER, identifies the person to which this record belongs. Digits 1-2 are entry address ID. Digits 3-5 are edited person number.		
D SE-FILL	1608	133
Blank filler		



GENERAL TYPE 1

DATA	SIZE	BEGIN
D G1SEQNUM	5	1
Sequence number of sample unit in which this record resides		
U All sample units		
D G1-RCTYP	2	6
Record type indicator		
U General-Type 1		
V 70.Type 1 general amounts income record		
D G1-RCSEQ	2	8
Record sequence number within sample unit and record type		
U General-Type 1		
D G1-ID	9	10
Identification number Unique scrambled combination of the PSU (3 characters), segment (4 characters), and serial (2 characters) numbers of the original sample address		
U General-Type 1		
D G1-WAVE	1	19
Wave of data collection		
U General-Type 1		
D G1-PINX	2	20
Index of person record that 'owns' this type 1 general amounts income record		
U Persons receiving a specific income type		
*		*
* The next 16 fields contain income *		
* recipiency by months 1-4 *		
*		*
*	G1-REC-1....4	*
*	G1-AMT-1....4	*
*	SS-REC-1....4	*
*	SS-AMT-1....4	*
*		*
D G1-REC-1	1	22
Recipiency of income from this source Month 1 of the reference period		
U Persons receiving a specific income type (ISS codes 1-75) for this month		



GENERAL TYPE 1

DATA	SIZE	BEGIN
V 1 .Yes 2 .No		
D G1-REC-2	1	23
Reciency of income from this source Month 2 of the reference period		
U Persons receiving a specific income type (ISS codes 1-75) for this month		
V 1 .Yes 2 .No		
D G1-REC-3	1	24
Reciency of income from this source Month 3 of the reference period		
U Persons receiving a specific income type (ISS codes 1-75) for this month		
V 1 .Yes 2 .No		
D G1-REC-4	1	25
Reciency of income from this source Month 4 of the reference period		
U Persons receiving a specific income type (ISS codes 1-75) for this month		
V 1 .Yes 2 .No		
D G1-AMT-1	5	26
Amount of this income type received Month 1 of the reference period Range = 0,33332. In dollars.		
U Persons receiving a specific income type (ISS codes 1-75) for this month		
D G1-AMT-2	5	31
Amount of this income type received Month 2 of the reference period Range = 0,33332. In dollars.		
U Persons receiving a specific income type (ISS codes 1-75) for this month		
D G1-AMT-3	5	36
Amount of this income type received Month 3 of the reference period Range = 0,33332. In dollars.		
U Persons receiving a specific income type (ISS codes 1-75) for this month		
D G1-AMT-4	5	41
Amount of this income type received		



GENERAL TYPE 1

DATA	SIZE	BEGIN
------	------	-------

Month 4 of the reference period
Range = 0.33332, in dollars.

U Persons receiving a specific income type
(ISS codes 1-75) for this month

D KIDSS-1	1	46
Reciency of Social Security/ railroad retirement income for children. Month 1 of the reference period		

U Children age 0-17 years old

V 0 .Not in universe

1 .Yes

2 .No

D KIDSS-2	1	47
Reciency of Social Security/ railroad retirement income for children. Month 2 of the reference period		

U Children age 0-17 years old

V 0 .Not in universe

1 .Yes

2 .No

D KIDSS-3	1	48
Reciency of Social Security/ railroad retirement income for children. Month 3 of the reference period		

U Children age 0-17 years old

V 0 .Not in universe

1 .Yes

2 .No

D KIDSS-4	1	49
Reciency of Social Security/ railroad retirement income for children. Month 4 of the reference period		

U Children age 0-17 years old

V 0 .Not in universe

1 .Yes

2 .No

D KIDAMT-1	4	50
Amount of Social Security/railroad retirement income received for		

Vertical line on the left side of the page.

GENERAL TYPE 1


DATA	SIZE	BEGIN
children. Month 1 of the reference period. Range = 0,5000. In dollars. U Children age 0-17 years old		
D KIDAMT-2	4	54
Amount of Social Security/railroad retirement income received for children. Month 2 of the reference period. Range = 0,5000. In dollars. U Children age 0-17 years old		
D KIDAMT-3	4	58
Amount of Social Security/railroad retirement income received for children. Month 3 of the reference period. Range = 0,5000. In dollars. U Children age 0-17 years old		
D KIDAMT-4	4	62
Amount of Social Security/railroad retirement income received for children. Month 4 of the reference period. Range = 0,5000. In dollars. U Children age 0-17 years old		
D SSRECIND	1	66
Social Security/railroad retirement reciprocity indicator U All household members V 0 .Not in universe 1 .Adult benefits received in own name only 2 .Only adult benefits received jointly with spouse 3 .Only child benefits received 4 .Adult benefits received in own name and child benefits received 5 .Adult benefits received jointly with spouse and child benefits received		
D SC3000	2	67
You said ... received ... income during the 4-month period. Income source list. See appendix A-1 U All household members		
D SC3002	1	69
Check item A1 Mark the income type code		



Z38

GENERAL TYPE 1

DATA	SIZE	BEGIN
U All household members		
V 1		.ISS code 1 or 2 (SS or RR)
2		.ISS code 25 (WIC) - skip to SC3138 through SC3144
3		.ISS code 27 (food stamps) - skip to SC3100
4		.Other ISS codes - skip to SC3016 through SC3030
D SC3004	1	70
		Check item A2
		Is ... a designated parent, or guardian of children under age 18
U Household members age 15 years or older		
V 0		.Not in universe
1		.Yes
2		.No - skip to SC3010
D SC3006	1	71
		During this 4-month period, were any separate payments from Social Security/railroad retirement received especially for the children
U Household members age 15 years or older receiving Social Security/railroad retirement (ISS codes 1,2)		
V 0		.Not in universe
1		.Yes
2		.No - skip to SC3010
D SC3008	1	72
		Did ... also receive a separate payment for (himself/herself) during any of these months
U Household members age 15 years or older receiving Social Security/railroad retirement (ISS codes 1, 2)		
V 0		.Not in universe
1		.Yes
2		.No - skip to SC3070 through SC3084
D SC3010	1	73
		Check item A3
		Is ... married
U Household members age 15 years or older receiving Social Security/railroad retirement (ISS codes 1, 2)		
V 0		.Not in universe



GENERAL TYPE 1

DATA	SIZE	BEGIN
1 .Yes		
2 .No - skip to SC3016 through SC3030		
D SC3012	1	74
Did ... receive Social Security/ railroad retirement jointly with ... 's spouse		
U Married household members age 15 years or older receiving Social Security/ railroad retirement (ISS codes 1, 2)		
V 0 .Not in universe		
1 .Yes		
2 .No - skip to SC3016 through SC3030		
D SC3014	1	75
Check Item A4 Has information about the amount received by ... from the income source entered in SC3000 already been recorded during an interview for ... 's spouse		
U Married household members age 15 years or older receiving a specific income type (ISS codes 1-24 or 28-75)		
V 0 .Not in universe		
1 .Yes - skip to next ISS code		
2 .No		
* *		
* The next 6 fields (SC3016 through		
* SC3030) contain income for the		
* last 4 months.		
* *		
D SC3016	1	76
Did ... receive any ... income last month		
U Persons age 15 years or older receiving a specific income type (ISS codes 1-24 or 28-75) which could also include payments for children		
V 0 .Not in universe		
1 .Yes		
2 .No		
D SC3018	5	77
How much did ... receive last month. In dollars. Range = 0,33332.		
U Persons age 15 years or older receiving		

Vertical line on the left side of the page.

GENERAL TYPE 1

DATA	SIZE	BEGIN
------	------	-------

a specific income type (ISS codes 1-24
or 28-75) which could also include
payments for children

V 00000 .Not in universe

D SC3020	1	82
----------	---	----

Did ... receive any ... income
2 months ago

U Persons age 15 years or older receiving
a specific income type (ISS codes 1-24
or 28-75) which could also include
payments for children

V 0 .Not in universe

1 .Yes

2 .No

D SC3022	5	83
----------	---	----

How much did ... receive
2 months ago. In dollars.
Range = 0.33332.

U Persons age 15 years or older receiving
a specific income type (ISS codes 1-24
or 28-75) which could also include
payments for children

V 00000 .Not in universe

D SC3024	1	88
----------	---	----

Did ... receive any ... income
3 months ago

U Persons age 15 years or older receiving
a specific income type (ISS codes 1-24
or 28-75) which could also include
payments for children

V 0 .Not in universe

1 .Yes

2 .No

D SC3026	5	89
----------	---	----

How much did ... receive
dollars.
Range = 0.33332.

U Persons age 15 years or older receiving
a specific income type (ISS codes 1-24
or 28-75) which could also include
payments for children

V 00000 .Not in universe

D SC3028	1	94
----------	---	----

Did ... receive any ... income



GENERAL TYPE 1

DATA	SIZE	BEGIN
4 months ago		
U Persons age 15 years or older receiving a specific income type (ISS codes 1-24 or 28-75) which could also include payments for children		
V 0 .Not in universe		
1 .Yes		
2 .No		
0 SC3030	5	95
How much did ... receive dollars.		
Range = 0,33332.		
U Persons age 15 years or older receiving a specific income type (ISS codes 1-24 or 28-75) which could also include payments for children		
V 00000 .Not in universe		
0 SC3032	1	100
Check item A5		
Mark the income type code .		
U Persons age 15 years or older receiving a specific income type		
V 0 .Not in universe		
1 .ISS codes 1 or 2 - skip to SC3062		
2 .ISS codes 8, 20, 21, 23, and 24		
3 .All other income codes - skip to next ISS code		
0 SC3034	1	101
Were all the people living here covered by ...'s payments		
U Persons age 15 years or older receiving a specific income type (ISS codes 8, 20, 21, 23, or 24)		
V 0 .Not in universe		
1 .Yes - skip to SC3056		
2 .No		
*		*
*	The next 10 fields (SC3036 through	*
*	SC3054) are possible answers to	*
*	the question:	*
*		*
*	Which persons were covered	*
*		*
0 SC3036	3	102
Person No. 101-999		



242

GENERAL TYPE 1

DATA	SIZE	BEGIN
U Household members, including children, receiving a specific income type (ISS codes 8, 20, 21, 23, or 24)		
V 000 .Not in universe		
D SC3038	3	105
Person No. 101-999		
U Household members, including children, receiving a specific income type (ISS codes 8, 20, 21, 23, or 24)		
V 000 .Not in universe		
D SC3040	3	108
Person No. 101-999		
U Household members, including children, receiving a specific income type (ISS codes 8, 20, 21, 23, or 24)		
V 000 .Not in universe		
D SC3042	3	111
Person No. 101-999		
U Household members, including children, receiving a specific income type (ISS codes 8, 20, 21, 23, or 24)		
V 000 .Not in universe		
D SC3044	3	114
Person No. 101-999		
U Household members, including children, receiving a specific income type (ISS codes 8, 20, 21, 23, or 24)		
V 000 .Not in universe		
D SC3046	3	117
Person No. 101-999		
U Household members, including children, receiving a specific income type (ISS codes 8, 20, 21, 23, or 24)		
V 000 .Not in universe		
D SC3048	3	120
Person No. 101-999		
U Household members, including children, receiving a specific income type (ISS codes 8, 20, 21, 23, or 24)		
V 000 .Not in universe		
D SC3050	3	123
Person No. 101-999		

Vertical line on the left side of the page.

Horizontal line at the top of the page.

GENERAL TYPE 1

DATA	SIZE	BEGIN
U Household members, including children, receiving a specific income type (ISS codes 8, 20, 21, 23, or 24)		
V 000 .Not in universe		
D SC3052	3	126
Person No. 101-999		
U Household members, including children, receiving a specific income type (ISS codes 8, 20, 21, 23, or 24)		
V 000 .Not in universe		
D SC3054	3	129
Person No. 101-999		
U Household members, including children, receiving a specific income type (ISS codes 8, 20, 21, 23, or 24)		
V 000 .Not in universe		
D SC3056	1	132
Check item A6 Is this ISS code "8"		
U Person age 15 years or older receiving a specific income type		
V 0 .Not in universe		
1 .Yes		
2 .No - skip to next ISS code		
D SC3060	2	133
Is ... required to fill out an annual income questionnaire for the Veterans Administration		
U Persons age 15 years or older receiving veterans compensation or pensions (ISS code 6)		
V -1 .OK - skip to next ISS code		
00 .Not in universe		
01 .Yes - skip to next ISS code		
02 .No - skip to next ISS code		
D SC3062	1	135
Check item A6 Was this ISS code marked for ... in control card item 45 last reference period		
U Persons age 15 years or older receiving Social Security/railroad retirement (ISS codes 1, 2)		
V 0 .Not in universe		

GENERAL TYPE 1

DATA	SIZE	BEGIN
1 .Yes - skip to SC3068		
2 .No		
D SC3064	2	136
Social Security/railroad retirement sends out two types of checks; which color check does ... receive		
U Persons age 15 years or older receiving Social Security/railroad retirement (ISS codes 1, 2)		
V -1 .OK		
00 .Not in universe		
01 .Green		
02 .Gold		
03 .Other		
D SC3066	2	138
Do ...'s payments usually come on the first of the month or the third		
U Persons age 15 years or older receiving Social Security/railroad retirement (ISS code 1, 2)		
V -1 .OK		
00 .Not in universe		
01 .First		
02 .Third		
03 .Other		
D SC3068	1	140
Check Item A9		
Were Social Security/railroad retirement payments received especially for the children		
U Children age 0-17 years old receiving Social Security/railroad retirement (ISS codes 1, 2)		
V 0 .Not in universe		
1 .Yes		
2 .No - skip to next ISS code		
*		*
* The next 8 fields (SC3070 through		*
* SC3084) are possible answers to		*
* the question:		*
*		*
* Were Social Security payments		*
* received for the children		*
* in the last 4 months		*
*		*



GENERAL TYPE 1

DATA	SIZE	BEGIN
D SC3070	1	141
Were Social Security/railroad retirement payments received for the children last month		
U Children age 0-17 years old receiving Social Security/railroad retirement (ISS codes 1, 2)		
V 0 .Not in universe		
1 .Yes		
2 .No		
D SC3072	4	142
How much was received last month		
Range = 0:5000. In dollars.		
U Children age 0-17 years old receiving Social Security/railroad retirement (ISS codes 1, 2)		
V 0000 .Not in universe		
D SC3074	1	146
Were Social Security/railroad retirement payments received for the children 2 months ago		
U Children age 0-17 years old receiving Social Security/railroad retirement (ISS codes 1,2)		
V 0 .Not in universe		
1 .Yes		
2 .No		
D SC3076	4	147
How much was received		
2 months ago		
Range = 0:5000. In dollars.		
U Children age 0-17 years old receiving Social Security/railroad retirement (ISS codes 1, 2)		
V 0000 .Not in universe		
D SC3078	1	151
Were Social Security/railroad retirement payments received for the children 3 months ago		
U Children age 0-17 years old receiving Social Security/railroad retirement (ISS codes 1, 2)		
V 0 .Not in universe		
1 .Yes		
2 .No		



GENERAL TYPE 1

DATA	SIZE	BEGIN
D SC3080	4	152
How much was received 3 months ago Range = 0,5000. In dollars.		
U Children age 0-17 years old receiving Social Security/railroad retirement (ISS codes 1, 2)		
V 0000 .Not in universe		
D SC3082	1	156
Were Social Security/railroad retirement payments received for the children 4 months ago		
U Children age 0-17 years old receiving Social Security/railroad retirement (ISS codes 1, 2)		
V 0 .Not in universe		
1 .Yes		
2 .No		
D SC3084	4	157
How much was received 4 months ago Range = 0,5000. In dollars.		
U Children age 0-17 years old receiving Social Security/railroad retirement (ISS codes 1, 2)		
V 0000 .Not in universe		
D SC3086	1	161
Were all children living here covered by these payments		
U Children age 0-17 years old receiving Social Security/railroad retirement (ISS codes 1, 2)		
V 0 .Not in universe		
1 .Yes - skip to next ISS code		
2 .No		
*		*
* The next 6 fields (SC3088 through *		
* SC3098) are possible answers to *		
* the question: *		
* *		
* Which children were covered *		
* *		
D SC3086	3	162
Person No. 101-999		



GENERAL TYPE 1

DATA	SIZE	BEGIN
U Children age 0-17 years old receiving Social Security/railroad retirement (ISS codes 1, 2)		
V 000 .Not in universe		
D SC3090	3	165
Person No. 101-999		
U Children age 0-17 years old receiving Social Security/railroad retirement (ISS codes 1, 2)		
V 000 .Not in universe		
D SC3092	3	168
Person No. 101-999		
U Children age 0-17 years old receiving Social Security/railroad retirement (ISS codes 1, 2)		
V 000 .Not in universe		
D SC3094	3	171
Person No. 101-999		
U Children age 0-17 years old receiving Social Security/railroad retirement (ISS codes 1, 2)		
V 000 .Not in universe		
D SC3096	3	174
Person No. 101-999		
U Children age 0-17 years old receiving Social Security/railroad retirement (ISS codes 1, 2)		
V 000 .Not in universe		
D SC3098	3	177
Person No. 101-999		
U Children age 0-17 years old receiving Social Security/railroad retirement (ISS codes 1, 2)		
V 000 .Not in universe		
D SC3100	1	180
Were all the people living here covered under ...'s food stamp allotment		
U Household members, including children, covered by food stamp allotment		
V 0 .Not in universe		
1 .Yes - skip to SC3122 through SC3136		
2 .No		

Vertical line on the left side of the page.

Horizontal line at the top right of the page.

GENERAL TYPE 1

DATA	SIZE	BEGIN
*		*
* The next 10 fields (SC3102 through		*
* SC3120) are possible answers to		*
* the question:		*
*		*
* Which persons were covered		*
*		*
D SC3102	3	181
Person No. 101-999		
U Household members, including children,		
covered by food stamp allotment		
V 000 .Not in universe		
D SC3104	3	184
Person No. 101-999		
U Household members, including children,		
covered by food stamp allotment		
V 000 .Not in universe		
D SC3106	3	187
Person No. 101-999		
U Household members, including children,		
covered by food stamp allotment		
V 000 .Not in universe		
D SC3108	3	190
Person No. 101-999		
U Household members, including children,		
covered by food stamp allotment		
V 000 .Not in universe		
D SC3110	3	193
Person No. 101-999		
U Household members, including children,		
covered by food stamp allotment		
V 000 .Not in universe		
D SC3112	3	196
Person No. 101-999		
U Household members, including children,		
covered by food stamp allotment		
V 000 .Not in universe		
D SC3114	3	199
Person No. 101-999		
U Household members, including children,		
covered by food stamp allotment		
V 000 .Not in universe		



GENERAL TYPE 1

DATA	SIZE	BEGIN
D SC3116	3	202
Person No. 101-999		
U Household members, including children, covered by food stamp allotment		
V 000 .Not in universe		
D SC3118	3	205
Person No. 101-999		
U Household members, including children, covered by food stamp allotment		
V 000 .Not in universe		
D SC3120	3	208
Person No. 101-999		
U Household members, including children, covered by food stamp allotment		
V 000 .Not in universe		
*		*
* The next 8 fields (SC3122 through SC3136) are possible answers to the question:		
*		*
*		*
*		*
*		*
*		*
*		*
D SC3122	1	211
Did ... receive food stamps last month		
U Household members, including children, covered by food stamp allotment		
V 0 .Not in universe		
1 .Yes		
2 .No		
D SC3124	3	212
What was the total amount last month		
Range = 0-800. In dollars.		
U Household members, including children, covered by food stamp allotment		
V 000 .Not in universe		
D SC3126	1	215
Did ... receive food stamps 2 months ago		
U Household members, including children, covered by food stamp allotment		
V 0 .Not in universe		



250

GENERAL TYPE 1

DATA	SIZE	BEGIN
1 .Yes		
2 .No		
D SC3128	3	216
What was the total amount		
2 months ago		
U Household members, including children,		
covered by food stamp allotment		
Range = 0,800. In dollars.		
V 000 .Not in universe		
D SC3130	1	219
Did ... receive food stamps		
3 months ago		
U Household members, including children,		
covered by food stamp allotment		
V 0 .Not in universe		
1 .Yes		
2 .No		
D SC3132	3	220
What was the total amount		
3 months ago		
Range = 0,800. In dollars.		
U Household members, including children,		
covered by food stamp allotment		
V 000 .Not in universe		
D SC3134	1	223
Did ... receive food stamps		
4 months ago		
U Household members, including children,		
covered by food stamp allotment		
V 0 .Not in universe		
1 .Yes		
2 .No		
D SC3136	3	224
What was the total amount		
4 months ago		
Range = 0,800. In dollars.		
U Household members, including children,		
covered by food stamp allotment		
V 000 .Not in universe		
* *		
* The next 4 fields (SC3138 through *		
* SC3144) are possible answers to *		
* the question! *		



GENERAL TYPE 1

DATA	SIZE	BEGIN
* Did ... receive any WIC vouchers		*
* n ... in the last 4 months.		*
*		*
D SC3138	1	227
Last month - skip to next ISS code		
U Female household members receiving WIC vouchers		
V 0		.Not marked as a month receiving WIC vouchers
1		.Marked as a month receiving WIC vouchers
D SC3140	1	228
2 months ago - skip to next ISS code		
U Female household members receiving WIC vouchers		
V 0		.Not marked as a month receiving WIC vouchers
1		.Marked as a month receiving WIC vouchers
D SC3142	1	229
3 months ago - skip to next ISS code		
U Female household members receiving WIC vouchers		
V 0		.Not marked as a month receiving WIC vouchers
1		.Marked as a month receiving WIC vouchers
D SC3144	1	230
4 months ago - skip to next ISS code		
U Female household members receiving WIC vouchers		
V 0		.Not marked as a month receiving WIC vouchers
1		.Marked as a month receiving WIC vouchers
* General amounts 1 imputation flags		*
*		*
D GI-IMP01	1	231
General amounts 1 imputation flag 1		
Imputation of field 'SC30G8'		
V 0		.Not imputed
1		.Imputed

Vertical line on the left side of the page.

252

GENERAL TYPE 1

DATA	SIZE	BEGIN
D G1-IMP02	1	232
General amounts 1 imputation flag 2 Imputation of field 'SC3018'		
V 0	.Not imputed	
1	.Imputed	
D G1-IMP03	1	233
General amounts 1 imputation flag 3 Imputation of field 'SC3022'		
V 0	.Not imputed	
1	.Imputed	
D G1-IMP04	1	234
General amounts 1 imputation flag 4 Imputation of field 'SC3026'		
V 0	.Not imputed	
1	.Imputed	
D G1-IMP05	1	235
General amounts 1 imputation flag 5 Imputation of field 'SC3030'		
V 0	.Not imputed	
1	.Imputed	
D G1-IMP06	1	236
General amounts 1 imputation flag 6 Imputation of field 'SC3072'		
V 0	.Not imputed	
1	.Imputed	
D G1-IMP07	1	237
General amounts 1 imputation flag 7 Imputation of field 'SC3076'		
V 0	.Not imputed	
1	.Imputed	
D G1-IMP08	1	238
General amounts 1 imputation flag 8 Imputation of field 'SC3080'		
V 0	.Not imputed	
1	.Imputed	
D G1-IMP09	1	239
General amounts 1 imputation flag 9 Imputation of field 'SC3084'		
V 0	.Not imputed	
1	.Imputed	



GENERAL TYPE 1

DATA	SIZE	BEGIN
D G1-IMP10	1	240
General amounts 1 imputation flag 10		
Imputation of field 'SC3124'		
V 0	.Not imputed	
1	.Imputed	
D G1-IMP11	1	241
General amounts 1 imputation flag 11		
Imputation of field 'SC3128'		
V 0	.Not imputed	
1	.Imputed	
D G1-IMP12	1	242
General amounts 1 imputation flag 12		
Imputation of field 'SC3132'		
V 0	.Not imputed	
1	.Imputed	
D G1-IMP13	1	243
General amounts 1 imputation flag 13		
Imputation of field 'SC3136'		
V 0	.Not imputed	
1	.Imputed	
D G1-IMP14	1	244
General amounts 1 imputation flag 14		
Imputation of field 'SC3138'		
V 0	.Not imputed	
1	.Imputed	
D G1-IMP15	1	245
General amounts 1 imputation flag 15		
Imputation of field 'SC3148'		
V 0	.Not imputed	
1	.Imputed	
D G1-IMP16	1	246
General amounts 1 imputation flag 16		
Imputation of field 'SC3142'		
V 0	.Not imputed	
1	.Imputed	
D G1-IMP17	1	247
General amounts 1 imputation flag 17		
Imputation of field 'SC3144'		
V 0	.Not imputed	
1	.Imputed	
D G1-PER10	5	248
Along with PSU/SEG/SER, identifies		

Vertical line on the left side of the page.

Horizontal line at the top of the page.

254

GENERAL TYPE 1

DATA	SIZE	BEGIN
------	------	-------

the person to which this record
belongs.
Digits 1-2 are entry address ID.
Digits 3-5 are edited person number.

V 0 .Not imputed
1 .Imputed

D G1-FILLER	1408	253
Blank filler		

Vertical line on the left side of the page.

Horizontal line at the top right corner.

Vertical line on the right side of the page.

GENERAL TYPE 2

DATA	SIZE	BEGIN
D G2SEQNLM	5	1
Sequence number of sample unit in which this record resides		
U All sample units		
D G2-RCTYP	2	6
Record type indicator		
U General-Type 2		
V 80.Type 2 general amounts income record		
D G2-RCSEQ	2	8
Record sequence number within sample unit and record type		
U General-Type 2		
D G2-ID	9	10
Identification number. Unique scrambled combination of the PSU (3 characters), segment (4 characters), and serial (2 characters) numbers of the original sample address.		
U General-Type 2		
D G2-WAVE	1	19
Wave of data collection		
U General-Type 2		
D G2-PINX	2	20
Index of person record that 'owns' this type 2 general amounts income record		
U Persons receiving a specific income type		
*		*
*	The next 16 fields contain	*
*	assets 100-103 by months 1-4.	*
*		*
*	J100-W-1....4	*
*	J100-A-1....4	*
*	S100-W-1....4	*
*	S100-A-1....4	*
*		*
D J100-W-1	1	22
Were assets 100 through 103 owned jointly with spouse in month 1 of the reference period.		
U Assets 100-103 owned jointly by		



GENERAL TYPE 2

DATA	SIZE	BEGIN
married couples		
V 0		.Not in universe
1		.Yes
2		.No
D J100-W-2	1	23
Were assets 100 through 103 owned jointly with spouse in month 2 of the reference period.		
U Assets 100-103 owned jointly by married couples		
V 0		.Not in universe
1		.Yes
2		.No
D J100-W-3	1	24
Were assets 100 through 103 owned jointly with spouse in month 3 of the reference period.		
U Assets 100-103 owned jointly by married couples		
V 0		.Not in universe
1		.Yes
2		.No
D J100-W-4	1	25
Were assets 100 through 103 owned jointly with spouse in month 4 of the reference period.		
U Assets 100-103 owned jointly by married couples		
V 0		.Not in universe
1		.Yes
2		.No
D J100-A-1	4	26
Amount of interest income received jointly with spouse from income sources 100 through 103 for month 1 of the reference period. In dollars. Range = 0,2500.		
U Assets 100-103 owned jointly by married couples		
V 0000		.None
D J100-A-2	4	30
Amount of interest income received jointly with spouse from income		



GENERAL TYPE 2

DATA	SIZE	BEGIN
sources 100 through 103 for month 2 of the reference period. In dollars. Range = 0,2500.		
U Assets 100-103 owned jointly by married couples		
V 0000 .None		
D J100-A-3	4	34
Amount of interest income received jointly with spouse from income sources 100 through 103 for month 3 of the reference period. In dollars. Range = 0,2500.		
U Assets 100-103 owned jointly by married couples		
V 0000 .None		
D J100-A-4	4	38
Amount of interest income received jointly with spouse from income sources 100 through 103 for month 4 of the reference period. In dollars. Range = 0,2500.		
U Assets 100-103 owned jointly by married couples		
V 0000 .None		
D S100-W-1	1	42
Were assets 100 through 103 owned in own name in month 1 of the reference period.		
U Assets 100-103 owned by individual persons 15 years old and older		
V 0 .Not in universe		
1 .Yes		
2 .No		
D S100-W-2	1	43
Were assets 100 through 103 owned in own name in month 2 of the reference period.		
U Assets 100-103 owned by individual persons 15 years old and older		
V 0 .Not in universe		
1 .Yes		
2 .No		
D S100-W-3	1	44
Were assets 100 through 103 owned in		



GENERAL TYPE 2

DATA	SIZE	BEGIN
own name in month 3 of the reference period.		
U Assets 100-103 owned by individual persons 15 years old and older		
V 0 .Not in universe		
1 .Yes		
2 .No		
0 S100-W-4	1	45
Were assets 100 through 103 owned in own name in month 4 of the reference period.		
U Assets 100-103 owned by individual persons 15 years old and older		
V 0 .Not in universe		
1 .Yes		
2 .No		
0 S100-A-1	4	46
Amount of interest income received in own name from income sources 100 through 103 for month 1 of the reference period. In dollars. Range = 0,2500.		
U Assets 100-103 owned by individual persons 15 years old and older		
V 0000 .None		
0 S100-A-2	4	50
Amount of interest income received in own name from income sources 100 through 103 for month 2 of the reference period. In dollars. Range = 0,2500.		
U Assets 100-103 owned by individual persons 15 years old and older		
V 0000 .None		
0 S100-A-3	4	54
Amount of interest income received in own name from income sources 100 through 103 for month 3 of the reference period. In dollars. Range = 0,2500.		
U Assets 100-103 owned by individual persons 15 years old and older		
V 0000 .None		



DATA	SIZE	BEGIN
D S100-A-4	4	58
Amount of interest income received in own name from income sources 100 through 103 for month 4 of the reference period. In dollars. Range = 0,2500.		
U Assets 100-103 owned by individual persons 15 years old and older		
V 0000 .None		
D JCALC100	1	62
Were the fields "J100-A-1....4" calculated based on reported account balances		
U Assets 100-103 owned jointly by married couples		
V 0 .No, not calculated		
1 .Yes, interest was calculated		
D OCALC100	1	63
Were the fields "S100-A-1....4" calculated based on reported account balances		
U Assets 100-103 owned by individual persons 15 years old and older		
V 0 .No, not calculated		
1 .Yes, calculated		
*		*
* The next 16 fields contain		*
* assets 104-107 by months 1-4.		*
*		*
* J104-W-1....4		*
* J104-A-1....4		*
* S104-W-1....4		*
* S104-A-1....4		*
*		*
D J104-W-1	1	64
Were assets 104 through 107 owned jointly with spouse in month 1 of the reference period.		
U Assets 104-107 owned jointly by married couples		
V 0 .Not in universe		
1 .Yes		
2 .No		
D J104-W-2	1	65
Were assets 104 through 107 owned		



260

GENERAL TYPE 2

DATA	SIZE	BEGIN
jointly with spouse in month 2 of the reference period.		
U Assets 104-107 owned jointly by married couples		
V 0 .Not in universe		
1 .Yes		
2 .No		
D J104-W-3	1	66
Were assets 104 through 107 owned jointly with spouse in month 3 of the reference period.		
U Assets 104-107 owned jointly by married couples		
V 0 .Not in universe		
1 .Yes		
2 .No		
D J104-W-4	1	67
Were assets 104 through 107 owned jointly with spouse in month 4 of the reference period.		
U Assets 104-107 owned jointly by married couples		
V 0 .Not in universe		
1 .Yes		
2 .No		
D J104-A-1	4	68
Amount of income received jointly with spouse from income sources 104 through 107 for month 1 of the reference period. In dollars. Range = 0,2500.		
U Assets 104-107 owned jointly by married couples		
V 0000 .None		
D J104-A-2	4	72
Amount of income received jointly with spouse from income sources 104 through 107 for month 2 of the reference period. In dollars. Range = 0,2500.		
U Assets 104-107 owned jointly by married couples		
V 0000 .None		
D J104-A-3	4	76
Amount of income received jointly		



GENERAL TYPE 2

DATA	SIZE	BEGIN
with spouse from income sources 104 through 107 for month 3 of the reference period. In dollars. Range = 0,2500.		
U Assets 104-107 owned jointly by married couples		
V 0000 .None		
D J104-A-4	4	80
Amount of income received jointly with spouse from income sources 104 through 107 for month 4 of the reference period. In dollars. Range = 0,2500.		
U Assets 104-107 owned jointly by married couples		
V 0000 .None		
D S104-W-1	1	64
Were assets 104 through 107 owned in own name in month 1 of the reference period.		
U Assets 104-107 owned by individual persons 15 years old and older		
V 0 .Not in universe		
1 .Yes		
2 .No		
D S104-W-2	1	85
Were assets 104 through 107 owned in own name in month 2 of the reference period.		
U Assets 104-107 owned by individual persons 15 years old and older		
V 0 .Not in universe		
1 .Yes		
2 .No		
D S104-W-3	1	86
Were assets 104 through 107 owned in own name in month 3 of the reference period.		
U Assets 104-107 owned by individual persons 15 years old and older		
V 0 .Not in universe		
1 .Yes		
2 .No		
D S104-W-4	1	87
Were assets 104 through 107 owned		

Vertical line on the left side of the page.

Horizontal line at the top of the page.

GENERAL TYPE 2

DATA	SIZE	BEGIN
------	------	-------

in own name in month 4 of the reference period.

U Assets 104-107 owned by individual persons 15 years old and older

V 0 .Not in universe

1 .Yes

2 .No

D S104-A-1	4	88
------------	---	----

Amount of income received in own name from income sources 104 through 107 for month 1 of the reference period. In dollars. Range = 0,2500.

U Assets 104-107 owned by individual persons 15 years old and older

V 0000 .None

D S104-A-2	4	92
------------	---	----

Amount of income received in own name from income sources 104 through 107 for month 2 of the reference period. In dollars. Range = 0,2500.

U Assets 104-107 owned by individual persons 15 years old and older

V 0000 .None

D S104-A-3	4	96
------------	---	----

Amount of income received in own name from income sources 104 through 107 for month 3 of the reference period. In dollars. Range = 0,2500.

U Assets 104-107 owned by individual persons 15 years old and older

V 0000 .None

D S104-A-4	4	100
------------	---	-----

Amount of income received in own name from income sources 104 through 107 for month 4 of the reference period. In dollars. Range = 0,2500.

U Assets 104-107 owned by individual persons 15 years old and older

V 0000 .None

GENERAL TYPE 2

DATA	SIZE	BEGIN
D JCALC104	1	104
Were the fields "J104-A-1....4" calculated based on reported account balances		
U Assets 104-107 owned jointly by married couples		
V 0 .No; not calculated		
1 .Yes; interest was calculated		
D OCALC104	1	105
Were the fields "S104-A-1....4" calculated based on reported account balances		
U Assets 104-107 owned by individual persons 15 years old and older		
V 0 .No; not calculated		
1 .Yes; calculated		
*		*
* The next 32 fields contain income *		
* source code 110 (stocks or mutual *		
* fund shares) by months 1-4. *		
*		*
*	J10-WD-1....4	*
*	J10-AD-1....4	*
*	S10-WD-1....4	*
*	S10-AD-1....4	*
*	J10-CD-1....4	*
*	J10-AR-1....4	*
*	S10-CD-1....4	*
*	S10-AR-1....4	*
*		*
D J10-WD-1	1	106
Were dividend checks received jointly with spouse in month 1 of the reference period.		
U Asset 110 owned jointly by married couples		
V 0 .Not in universe		
1 .Yes		
2 .No		
D J10-WD-2	1	107
Were dividend checks received jointly with spouse in month 2 of the reference period.		
U Asset 110 owned jointly by married couples		
V 0 .Not in universe		
1 .Yes		
2 .No		

GENERAL TYPE 2

DATA	SIZE	BEGIN
D J10-WD-3	1	108
Were dividend checks received jointly with spouse in month 3 of the reference period.		
U Asset 110 owned jointly by married couples		
V 0 .Not in universe		
1 .Yes		
2 .No		
D J10-WD-4	1	109
Were dividend checks received jointly with spouse in month 4 of the reference period.		
U Asset 110 owned jointly by married couples		
V 0 .Not in universe		
1 .Yes		
2 .No		
D J10-AD-1	4	110
Amount of income received jointly with spouse from income source 110 for month 1 of the reference period.		
In dollars. Range = 0,2500.		
U Asset 110 owned jointly by married couples		
V 0000 .None		
D J10-AD-2	4	114
Amount of income received jointly with spouse from income source 110 for month 2 of the reference period.		
In dollars. Range = 0,2500.		
U Asset 110 owned jointly by married couples		
V 0000 .None		
D J10-AD-3	4	118
Amount of income received jointly with spouse from income source 110 for month 3 of the reference period.		
In dollars. Range = 0,2500.		
U Asset 110 owned jointly by married couples		
V 0000 .None		
D J10-AD-4	4	122
Amount of income received jointly with spouse from income source 110 for month 4 of the reference period.		
In dollars. Range = 0,2500.		
U Asset 110 owned jointly by married couples		
V 0000 .None		



DATA	SIZE	BEGIN
D S10-WD-1	1	126
Were dividend checks received in own name in month 1 of the reference period.		
U Asset 110 owned by individual persons old and older		
V 0 .Not in universe		
1 .Yes		
2 .No		
D S10-WD-2	1	127
Were dividend checks received in own name in month 2 of the reference period.		
U Asset 110 owned by individual persons old and older		
V 0 .Not in universe		
1 .Yes		
2 .No		
D S10-WD-3	1	128
Were dividend checks received in own name in month 3 of the reference period.		
U Asset 110 owned by individual persons old and older		
V 0 .Not in universe		
1 .Yes		
2 .No		
D S10-WD-4	1	129
Were dividend checks received in own name in month 4 of the reference period.		
U Asset 110 owned by individual persons old and older		
V 0 .Not in universe		
1 .Yes		
2 .No		
D S10-AD-1	4	130
Amount of income received in own name from income source 110 for month 1 of the reference period. In dollars.		
Range = 0,250		
U Asset 110 owned by individual persons 15 years old and older		
V 0000 .None		
D S10-AD-2	4	134
Amount of income received in own name from income source 110 for month 2 of the reference period. In dollars.		



GENERAL TYPE 2

DATA	SIZE	BEGIN
------	------	-------

Range = 0,250

U Asset 110 owned by individual persons
15 years old and older
V 0000 .None

D S10-AD-3	4	138
------------	---	-----

Amount of income received in own name
from income source 110 for month 3
of the reference period. In dollars.
Range = 0,250

U Asset 110 owned by individual persons
15 years old and older
V 0000 .None

D S10-AD-4	4	142
------------	---	-----

Amount of income received in own name
from income source 110 for month 4
of the reference period. In dollars.
Range = 0,250

U Asset 110 owned by individual persons
15 years old and older
V 0000 .None

D J10-CD-1	1	146
------------	---	-----

Were credited dividends from source
110 earned jointly with spouse in
month 1 of the reference period.

U Asset 110 owned jointly by married couples
V 0 .Not in universe
1 .Yes
2 .No

D J10-CD-2	1	147
------------	---	-----


Were credited dividends from source
110 earned jointly with spouse in
month 2 of the reference period.

U Asset 110 owned jointly by married couples
V 0 .Not in universe
1 .Yes
2 .No

D J10-CD-3	1	148
------------	---	-----

Were credited dividends from source
110 earned jointly with spouse in
month 3 of the reference period.

U Asset 110 owned jointly by married couples
V 0 .Not in universe
1 .Yes
2 .No




GENERAL TYPE Z

DATA	SIZE	BEGIN
D J10-CD-4	1	149
Were credited dividends from source 110 earned jointly with spouse in month 4 of the reference period.		
U Asset 110 owned jointly by married couples		
V 0 .Not in universe		
1 .Yes		
2 .No		
D J10-AR-1	4	150
Amount of income received jointly with spouse from income source 110 and reinvested for month 1 of the reference period. In dollars. Range = 0,2500.		
U Asset 110 owned jointly by married couples		
V 0000 .None		
D J10-AR-2	4	154
Amount of income received jointly with spouse from income source 110 and reinvested for month 2 of the reference period. In dollars. Range = 0,2500.		
U Asset 110 owned jointly by married couples		
V 0000 .None		
D J10-AR-3	4	158
Amount of income received jointly with spouse from income source 110 and reinvested for month 3 of the reference period. In dollars. Range = 0,2500.		
U Asset 110 owned jointly by married couples		
V 0000 .None		
D J10-AR-4	4	162
Amount of income received jointly with spouse from income source 110 and reinvested for month 4 of the reference period. In dollars. Range = 0,2500.		
U Asset 110 owned jointly by married couples		
V 0000 .None		
D S10-CD-1	1	166
Were credited dividends from source 110 earned in own name in month 1 of the reference period.		




GENERAL TYPE 2

DATA	SIZE	BEGIN
U Asset 110 owned by individual persons 15 years old and older		
V 0 .Not in universe		
1 .Yes		
2 .No		
D S10-CD-2	1	167
Were credited dividends from source 110 earned in own name in month 2 of the reference period.		
U Asset 110 owned by individual persons 15 years old and older		
V 0 .Not in universe		
1 .Yes		
2 .No		
D S10-CD-3	1	168
Were credited dividends from source 110 earned in own name in month 3 of the reference period.		
U Asset 110 owned by individual persons 15 years old and older		
V 0 .Not in universe		
1 .Yes		
2 .No		
D S10-CD-4	1	169
Were credited dividends from source 110 earned in own name in month 4 of the reference period.		
U Asset 110 owned by individual persons 15 years old and older		
V 0 .Not in universe		
1 .Yes		
2 .No		
D S10-AR-1	4	170
Amount of income received in own name from income source 110 and reinvested for month 1 of the reference period. In dollars. Range = 0,2500.		
U Asset 110 owned by individual persons 15 years old and older		
V 0000 .None		
D S10-AR-2	4	174
Amount of income received in own name from income source 110 and reinvested		



GENERAL TYPE 2

DATA	SIZE	BEGIN
		for month 2 of the reference period. In dollars. Range = 0:2500.
U Asset 110 owned by individual persons 15 years old and older		
V 0000 .None		
D S10-AR-3	4	178
		Amount of income received in own name from income source 110 and reinvested for month 3 of the reference period. In dollars. Range = 0:2500.
U Asset 110 owned by individual persons 15 years old and older		
V 0000 .None		
D S10-AR-4	4	182
		Amount of income received in own name from income source 110 and reinvested for month 4 of the reference period. In dollars. Range = 0:2500.
U Asset 110 owned by individual persons 15 years old and older		
V 0000 .None		
*		*
* The next 24 fields contain income		*
* source code 120 (rental property)		*
* by months 1-4.		*
*		*
* J120-W-1....4		*
* J120-A-1....4		*
* S120-W-1....4		*
* S120-A-1....4		*
* W120-W-1....4		*
* W120-A-1....4		*
*		*
D J120-W-1	1	186
		Was rental income received from property owned jointly with spouse in month 1 of the reference period.
U Asset 120 owned jointly by married couples		
V 0 .Not in universe		
1 .Yes		
2 .No		
D J120-W-2	1	187
		Was rental income received from property owned jointly with spouse in month 2 of the reference period.



270

GENERAL TYPE 2

DATA	SIZE	BEGIN
U Asset 120 owned jointly by married couples		
V 0 .Not in universe		
1 .Yes		
2 .No		
D J120-W-3	1	188
Was rental income received from property owned jointly with spouse in month 3 of the reference period.		
U Asset 120 owned jointly by married couples		
V 0 .Not in universe		
1 .Yes		
2 .No		
D J120-W-4	1	189
Was rental income received from property owned jointly with spouse in month 4 of the reference period.		
U Asset 120 owned jointly by married couples		
V 0 .Not in universe		
1 .Yes		
2 .No		
D J120-A-1	5	190
Amount of rental income cleared jointly with spouse for month 1 of the reference period. In dollars. Range = -2500,2500.		
U Asset 120 owned jointly by married couples		
V 00000 .None		
D J120-A-2	5	195
Amount of rental income cleared jointly with spouse for month 2 of the reference period. In dollars. Range = -2500,2500.		
U Asset 120 owned jointly by married couples		
V 00000 .None		
D J120-A-3	5	200
Amount of rental income cleared jointly with spouse for month 3 of the reference period. In dollars. Range = -2500,2500.		
U Asset 120 owned jointly by married couples		
V 00000 .None		
D J120-A-4	5	205
Amount of rental income cleared		

Vertical line on the left side of the page.

Horizontal line at the top of the page.

GENERAL TYPE 2

DATA SIZE BEGIN

Jointly with spouse for month 4 of
the reference period. In dollars.
Range = -2500;2500.

U Asset 120 owned jointly by married couples
V 00000 .None

D S120-W-1 1 210
Was rental income received from
property in own name in month 1 of
the reference period.

U Asset 120 owned by individual persons
15 years old and older

V 0 .Not in universe
1 .Yes
2 .No

D S120-W-2 1 211
Was rental income received from
property in own name in month 2 of
the reference period.

U Asset 120 owned by individual persons
15 years old and older

V 0 .Not in universe
1 .Yes
2 .No

D S120-W-3 1 212
Was rental income received from
property in own name in month 3 of
the reference period.

U Asset 120 owned by individual persons
15 years old and older

V 0 .Not in universe
1 .Yes
2 .No

D S120-W-4 1 213
Was rental income received from
property in own name in month 4 of
the reference period.

U Asset 120 owned by individual persons
15 years old and older

V 0 .Not in universe
1 .Yes
2 .No

D S120-A-1 5 214
Amount of rental income cleared
in own name for month 1 of the



GENERAL TYPE 2

DATA	SIZE	BEGIN
------	------	-------

reference period. In dollars.

Range = -2500;2500.

U Asset 120 owned by individual persons
15 years old and older

V 00000 .None

D S120-A-2	5	219
------------	---	-----

Amount of rental income cleared
in own name for month 2 of the
reference period. In dollars.

Range = -2500;2500.

U Asset 120 owned by individual persons
15 years old and older

V 00000 .None

D S120-A-3	5	224
------------	---	-----

Amount of rental income cleared
in own name for month 3 of the
reference period. In dollars.

Range = -2500;2500.

U Asset 120 owned by individual persons
15 years old and older

V 00000 .None

D S120-A-4	5	229
------------	---	-----

Amount of rental income cleared in
for month 4 of the reference period
dollars. Range = -2500;2500.

U Asset 120 owned by individual persons
old and older

V 00000 .None

D W120-W-1	1	234
------------	---	-----

Was rental income received from
property owned jointly with others
in month 1 of the reference period.

U Asset 120 owned jointly with someone
else other than spouse

V 0 .Not in universe

1 .Yes

2 .No

D W120-W-2	1	235
------------	---	-----


Was rental income received from
property owned jointly with others
in month 2 of the reference period.

U Asset 120 owned jointly with someone
else other than spouse



GENERAL TYPE Z

DATA	SIZE	BEGIN
V 0 .Not in universe 1 .Yes 2 .No		
D W120-W-3 Was rental income received from property owned jointly with others in month 3 of the reference period. U Asset 120 owned jointly with someone else other than spouse V 0 .Not in universe 1 .Yes 2 .No	1	236
D W120-W-4 Was rental income received from property owned jointly with others in month 4 of the reference period. U Asset 120 owned jointly with someone else other than spouse V 0 .Not in universe 1 .Yes 2 .No	1	237
D W120-A-1 Amount of rental income cleared jointly with others for month 1 of the reference period. In dollars. Range = -2500,2500. U Asset 120 owned jointly with someone else other than spouse V 00000 .None	5	238
D W120-A-2 Amount of rental income cleared jointly with others for month 2 of the reference period. In dollars. Range = -2500,2500. U Asset 120 owned jointly with someone else other than spouse V 00000 .None	5	243
D W120-A-3 Amount of rental income cleared jointly with others for month 3 of the reference period. In dollars. Range = -2500,2500. U Asset 120 owned jointly with someone else other than spouse V 00000 .None	5	248



GENERAL TYPE 2

DATA	SIZE	BEGIN
D W120-A-4	5	253
Amount of rental income cleared jointly with others for month 4 of the reference period. In dollars. Range = -2500,2500.		
U Asset 120 owned jointly with someone else other than spouse		
V 00000 .None		
*		*
* The next 24 fields contain income source code 130 (mortgages) by months 1-4.		
*		*
*		*
*	J130-M-1....4	*
*	J130-W-1....4	*
*	J130-A-1....4	*
*	S130-M-1....4	*
*	S130-W-1....4	*
*	S130-A-1....4	*
*		*
D J130-M-1	1	258
Was mortgage held jointly with spouse for month 1 of the reference period.		
U Asset 130 owned jointly by married couples		
V 0 .Not in universe		
1 .Yes		
2 .No		
D J130-M-2	1	259
Was mortgage held jointly with spouse for month 2 of the reference period.		
U Asset 130 owned jointly by married couples		
V 0 .Not in universe		
1 .Yes		
2 .No		
D J130-M-3	1	260
Was mortgage held jointly with spouse for month 3 of the reference period.		
U Asset 130 owned jointly by married couples		
V 0 .Not in universe		
1 .Yes		
2 .No		



GENERAL TYPE 2

DATA	SIZE	BEGIN
D J130-M-4	1	261
Was mortgage held jointly with spouse for month 4 of the reference period.		
U Asset 130 owned jointly by married couples		
V 3	.Not in universe	
1	.Yes	
2	.No	
D J130-W-1	1	262
Was interest received from jointly owned mortgage for month 1 of the reference period.		
U Asset 130 owned jointly by married couples		
V 0	.Not in universe	
1	.Yes	
2	.No	
D J130-W-2	1	263
Was interest received from jointly owned mortgage for month 2 of the reference period.		
U Asset 130 owned jointly by married couples		
V 0	.Not in universe	
1	.Yes	
2	.No	
D J130-W-3	1	264
Was interest received from jointly owned mortgage for month 3 of the reference period.		
U Asset 130 owned jointly by married couples		
V 0	.Not in universe	
1	.Yes	
2	.No	
D J130-W-4	1	265
Was interest received from jointly owned mortgage for month 4 of the reference period.		
U Asset 130 owned jointly by married couples		
V 0	.Not in universe	
1	.Yes	
2	.No	
D J130-A-1	4	266
Amount of mortgage interest earned jointly with spouse for month 1 of the reference period. In dollars.		

Vertical line on the left side of the page.

276

GENERAL TYPE 2

DATA SIZE BEGIN

Range = 0,2530.

U Asset 130 owned jointly by married couples
V 0000 .None

D J130-A-2 4 270

Amount of mortgage interest earned
jointly with spouse for month 2 of
the reference period. In dollars.

Range = 0,2500.

U Asset 130 owned jointly by married couples
V 0000 .None

D J130-A-3 4 274

Amount of mortgage interest earned
jointly with spouse for month 3 of
the reference period. In dollars.

Range = 0,2500.

U Asset 130 owned jointly by married couples
V 0000 .None

D J130-A-4 4 279

Amount of mortgage interest earned
jointly with spouse for month 4 of
the reference period. In dollars.

Range = 0,2500.

U Asset 130 owned jointly by married couples
V 0000 .None

D S130-M-1 1 282

Was mortgage held in own name in
month 1 of the reference period.

U Asset 130 owned by individual persons
15 years old and older

V 0 .Not in universe

1 .Yes

2 .No

D S130-M-2 1 283

Was mortgage held in own name in
month 2 of the reference period.

U Asset 130 owned by individual persons
15 years old and older

V 0 .Not in universe

1 .Yes

2 .No

D S130-M-3 1 284

Was mortgage held in own name in



GENERAL TYPE 2

DATA	SIZE	BEGIN
month 3 of the reference period.		
U Asset 130 owned by individual persons 15 years old and older		
V 0 .Not in universe		
1 .Yes		
2 .No		
D S130-M-4	1	285
Was mortgage held in own name in month 4 of the reference period.		
U Asset 130 owned by individual persons 15 years old and older		
V 0 .Not in universe		
1 .Yes		
2 .No		
D S130-W-1	1	286
Was interest received from mortgage held in own name for month 1 of the reference period.		
U Asset 130 owned by individual persons 15 years old and older		
V 0 .Not in universe		
1 .Yes		
2 .No		
D S130-W-2	1	287
Was interest received from mortgage held in own name for month 2 of the reference period.		
U Asset 130 owned by individual persons 15 years old and older		
V 0 .Not in universe		
1 .Yes		
2 .No		
D S130-W-3	1	288
Was interest received from mortgage held in own name for month 3 of the reference period.		
U Asset 130 owned by individual persons 15 years old and older		
V 0 .Not in universe		
1 .Yes		
2 .No		
D S130-W-4	1	289
Was interest received from mortgage held in own name for month 4 of the		

Vertical line on the left side of the page.

GENERAL TYPE 2

DATA	SIZE	BEGIN
------	------	-------

reference period.

U Asset 130 owned by individual persons
15 years old and older

V 0 .Not in universe

1 .Yes

2 .No

D S130-A-1 4 290

Amount of mortgage interest earned
in own name for month 1 of the
reference period. In dollars.

Range = 0,2500.

U Asset 130 owned by individual persons
15 years old and older

V 0000 .None

D S130-A-2 4 294

Amount of mortgage interest earned
in own name for month 2 of the
reference period. In dollars.

Range = 0,2500.

U Asset 130 owned by individual persons
15 years old and older

V 0000 .None

D S130-A-3 4 298

Amount of mortgage interest earned
in own name for month 3 of the
reference period. In dollars.

Range = 0,2500.

U Asset 130 owned by individual persons
15 years old and older

V 0000 .None

D S130-A-4 4 302


Amount of mortgage interest earned
in own name for month 4 of the
reference period. In dollars.

Range = 0,2500.

U Asset 130 owned by individual persons
15 years old and older

V 0000 .None

*		*
*	The next 8 fields contain income	*
*	source codes 140 (royalties) and	*
*	150 (other financial investments)	*
*	by months 1-4.	*
*		*



GENERAL TYPE 2

DATA	SIZE	BEGIN	
*	S4050-W1....4		*
*	S4050-A1....4		*
*			*
D	S4050-W1	1	306
	Were royalties or other financial investment income received in month 1 of the reference period in own name.		
U	Asset 140 owned by individual persons 15 years old and older		
V	0 .Not in universe		
	1 .Yes		
	2 .No		
D	S4050-W2	1	307
	Were royalties or other financial investment income received in month 2 of the reference period in own name.		
U	Asset 140 owned by individual persons 15 years old and older		
V	0 .Not in universe		
	1 .Yes		
	2 .No		
D	S4050-W3	1	308
	Were royalties or other financial investment income received in month 3 of the reference period in own name.		
U	Asset 140 owned by individual persons 15 years old and older		
V	0 .Not in universe		
	1 .Yes		
	2 .No		
D	S4050-W4	1	309
	Were royalties or other financial investment income received in month 4 of the reference period in own name.		
U	Asset 140 owned by individual persons 15 years old and older		
V	0 .Not in universe		
	1 .Yes		
	2 .No		
D	S4050-A1	5	310
	Amount earned from royalties and		


Vertical line on the left side of the page.

Vertical line on the right side of the page.

280

GENERAL TYPE 2

DATA	SIZE	BEGIN
other financial investments for month 1 of the reference period. In dollars. Range = -2500,2500.		
U Asset 140 owned by individual persons 15 years old and older		
V 00000 .None		
D S4050-A2	5	315
Amount earned from royalties and other financial investments for month 2 of the reference period. In dollars. Range = -2500,2500.		
U Asset 140 owned by individual persons 15 years old and older		
V 00000 .None		
D S4050-A3	5	320
Amount earned from royalties and other financial investments for month 3 of the reference period. Range = -2500,2500.		
U Asset 140 owned by individual persons 15 years old and older		
V 00000 .None		
D S4050-A4	5	325
Amount earned from royalties and other financial investments for month 4 of the reference period. In dollars. Range = -2500,2500.		
U Asset 140 owned by individual persons 15 years old and older		
V 00000 .None		
*		*
* The next 4 fields (SC4300 through SC4306) are possible answers to the question: *		
*		*
*		*
*		*
*		*
*		*
D SC4300	1	330
ISS code 100 - regular/passbook savings accounts		
U Household members 15 years old and older		
V 0 .Not marked as a type of asset owned		
1 .Marked as a type of asset owned		



GENERAL TYPE 2

DATA	SIZE	BEGIN
D SC4302	1	331
ISS code 101 - money market deposit accounts		
U Household members 15 years old and older		
V 0 .Not marked as a type of asset owned		
1 .Marked as a type of asset owned		
D SC4304	1	332
ISS code 102 - certificates of deposit or other savings certificates		
U Household members 15 years old and older		
V 0 .Not marked as a type of asset owned		
1 .Marked as a type of asset owned		
D SC4306	1	333
ISS code 103 - NOW, Super NOW or other interest earning checking accounts		
U Household members 15 years old and older		
V 0 .Not marked as a type of asset owned		
1 .Marked as a type of asset owned		
D SC4308	1	334
Check item A11		
interview status of ...'s spouse .		
U Household members 15 years old and older		
V 0 .Not in universe		
1 .No spouse in household - skip To SC4320		
2 .Interview for spouse not yet conducted		
3 .Interview for spouse already conducted - skip to SC4318		
D SC4310	1	335
Did ... own any of these assets jointly with ...'s (husband/wife)		
U Assets 100-103 owned by household members 15 years old and older		
V 0 .Not in universe		
1 .Yes		
2 .No - skip to SC4320		
D SC4312	5	336
What is your best estimate of the total amount of interest earned on these jointly held assets during the 4-month period		

Vertical line on the left side of the page.

Vertical line on the right side of the page.

GENERAL TYPE 2

DATA	SIZE	BEGIN
------	------	-------

Range = 0,20000.

U Assets 100-103 owned jointly by married couples

V 00000 .Not in universe

D G2-FILL1	1	341
------------	---	-----

Zero filler

D SC4318	1	342
----------	---	-----

Besides the assets owned jointly with ...'s (husband/wife), did ... have any of these in ...'s own name

U Assets 100-103 owned by individual persons 15 years old and older

V 0 .Not in universe

1 .Yes

2 .No - skip to next ISS code

D SC4320	5	343
----------	---	-----

What is your best estimate of the total amount of interest earned on these assets during the 4-month period

Range = 0,10000.

U Assets 100-103 owned by individual persons 15 years old and older

V 00000 .Not in universe

D G2-FILL2	1	348
------------	---	-----

Zero filler

* The next 4 fields (SC4400 through *
* SC4406) are possible answers to *
* the question: *

* *
* Check item A10 asset types owned. *
* *

D SC4400	1	349
----------	---	-----

ISS code 104 - money market funds

U Household members 15 years old and older

V 0 .Not marked as a type of asset owned

1 .Marked as a type of asset owned

D SC4402	1	350
----------	---	-----

ISS code 105 - U.S. government securities

U Household members 15 years old and older

1

2

GENERAL TYPE 2

DATA	SIZE	BEGIN
V 0 .Not marked as a type of asset owned		
1 .Marked as a type of asset owned		
D SC4404	1	351
ISS code 106 - municipal or corporate bonds		
U Household members 15 years old and older		
V 0 .Not marked as a type of asset owned		
1 .Marked as a type of asset owned		
D SC4406	1	352
ISS code 107 - other interest-earning assets		
U Household members 15 years old and older		
V 0 .Not marked as a type of asset owned		
1 .Marked as a type of asset owned		
D SC4408	1	353
Check item A13		
Interview status of ...'s spouse .		
U Household members 15 years old and older		
V 0 .Not in universe		
1 .No spouse in household - skip to SC4420		
2 .Interview for spouse not yet conducted		
3 .Interview for spouse already conducted - skip to SC4416		
D SC4410	1	354
Did ... own any of these assets jointly with ...'s (husband/wife)		
U Assets 104-107 owned by household members 15 years old and older		
V 0 .Not in universe		
1 .Yes		
2 .No - skip to SC4420		
D SC4412	5	355
What is your best estimate of the total amount of interest earned on these jointly held assets during the 4-month period		
Range = 0.20000.		
U Assets 104-107 owned jointly by married couples		
V 00000 .Not in universe		
D G2-FILL3	1	360
Zero filler		

Vertical line on the left side of the page.

Vertical line on the right side of the page.


Horizontal line at the bottom left of the page.

GENERAL TYPE Z

DATA	SIZE	BEGIN
D SC4418	1	361
Besides the assets owned jointly with ...'s (husband/wife), did ... have any of these in ...'s own name		
U Assets 104-107 owned by individual persons 15 years old and older		
V 0 .Not in universe		
1 .Yes		
2 .No - skip to next ISS code		
D SC4420	5	362
What is your best estimate of the total amount of interest earned on these assets during the 4-month period. In dollars. Range = 0,10000.		
U Assets 104-107 owned by individual persons 15 years old and older		
V 00000 .Not in universe		
D GZ-FILL4	1	367
Zero filler		
D SC4500	1	368
Did ... receive any dividend checks for owned stocks or mutual fund shares during these 4 months		
U Household members 15 years old and older		
V 0 .Not in universe		
1 .Yes		
2 .No - skip to SC4512		
D SC4502	1	369
Check item A14 Interview status of ...'s spouse .		
U Household members 15 years old and older		
V 0 .Not in universe		
1 .No spouse in household - skip to SC4508		
2 .Interview for spouse not yet conducted		
3 .Interview for spouse already conducted - skip to SC4508		
D SC4504	5	370
During the past 4 months how much was received in dividend checks		

GENERAL TYPE 2

DATA	SIZE	BEGIN
<p>Made out jointly to ... and ...'s (husband/wife). In dollars. Range = -3,20000.</p>		
<p>U Asset 110 owned jointly by married couples</p>		
<p>V -0003 .None - skip to SC4508</p>		
<p>00000 .Not in universe</p>		
D G2-FILL5	1	375
<p>Zero filler</p>		
D SC4508	5	376
<p>During this 4-month period, how much did ... receive in dividend checks (in ...'s name only) Range = -3,10000.</p>		
<p>U Asset 110 owned by individual persons 15 years old and older</p>		
<p>V -0003 .None - skip to SC4512</p>		
<p>00000 .Not in universe</p>		
D G2-FILL6	1	381
<p>Zero filler</p>		
D SC4512	1	382
<p>Did ... earn any (other) dividends that were credited against a margin account or automatically reinvested in additional shares of stock</p>		
<p>U Asset 110 owned by individual persons 15 years old and older</p>		
<p>V 0 .Not in universe</p>		
<p>1 .Yes</p>		
<p>2 .No - skip to next ISS code</p>		
D SC4514	1	383
<p>Check item A15 Interview status of ...'s spouse .</p>		
<p>U Household members 15 years old and older</p>		
<p>V 0 .Not in universe</p>		
<p>1 .No spouse in household - skip to SC4518</p>		
<p>2 .Interview for spouse not yet conducted</p>		
<p>3 .Interview for spouse already conducted - skip to SC4518</p>		
D SC4516	5	384
<p>During the 4-month period how much of these kinds of dividends did ...</p>		



GENERAL TYPE 2

DATA	SIZE	BEGIN
earn jointly with ...'s (husband/ wife). In dollars. Range = -3,20000.		
U Asset 110 owned jointly by married couples		
V -0000 .None		
00000 .Not in universe		
D SC4518	5	389
During the 4-month period, how much of these kinds of dividends did ... earn (in ...'s name only) Range = -3,10000.		
U Asset 110 owned by individual persons 15 years old and older		
V -0000 .None		
00000 .Not in universe		
D SC4600	1	394
Check item A17 Interview status of ...'s spouse .		
U Household members 15 years old and older		
V 0 .Not in universe		
1 .No spouse in household - skip to SC4610		
2 .Interview for spouse not yet conducted		
3 .Interview for spouse already conducted - skip to SC4610		
D SC4602	1	395
Did ... receive any rental income from property owned jointly by ... and ...'s (husband/wife)		
U Asset 120 owned jointly by married couples		
V 0 .Not in universe		
1 .Yes		
2 .No - skip to SC4610		
D SC4604	5	396
About how much was received in gross rent from this property during the 4-month period Range = 0,20000.		
U Asset 120 owned jointly by married couples		
V 00000 .Not in universe		

Vertical line on the left side of the page.

Horizontal line at the top of the page.


Vertical line on the right side of the page.

GENERAL TYPE 2

DATA	SIZE	BEGIN
D SC4606	6	401
What is your best estimate of the amount that was cleared after expenses. Negative amount indicates loss. In dollars. Range = -20000,20000.		
U Asset 120 owned jointly by married couples		
V 000000 .Not in universe		
D SC4610	1	407
Did ... receive rental income from property owned entirely in ...'s own name		
U Asset 120 owned by individual persons 15 years old and older		
V 0 .Not in universe		
1 .Yes		
2 .No - skip to SC4618		
D SC4612	5	408
About how much was received in gross rent from this property during the 4-month period Range = 0,10000.		
U Asset 120 owned by individual persons 15 years old and older		
V 000000 .Not in universe		
D SC4614	6	413
What is your best estimate of the amount that was cleared after expenses. Negative amount indicates loss. In dollars. Range = -10000,10000.		
U Asset 120 owned by individual persons 15 years old and older		
V 000000 .Not in universe		
D SC4618	1	419
Did ... receive any rental income from property owned jointly with others		
U Asset 120 owned jointly with someone else other than spouse		
V 0 .Not in universe		
1 .Yes		
2 .No - skip to next ISS code		

GENERAL TYPE 2

DATA	SIZE	BEGIN
D SC4620	6	420
What is your best estimate of ...'s share of the amount cleared on this property during the last 4 months. Negative amount indicates loss. Range = -10000,10000. In dollars.		
U Asset 120 owned jointly with someone else other than spouse		
V 000000 .Not in universe		
*		*
* The next 3 fields (SC4700 through SC4704) are possible answers to the question:		*
*		*
* Check item A15 asset types owned .		*
*		*
D SC4700	1	426
ISS code 130 - mortgages		
U Household members 15 years old and older		
V 0 .Not marked as a type of asset owned		
1 .Marked as a type of asset owned		
D SC4702	1	427
ISS code 140 - royalties		
U Household members 15 years old and older		
V 0 .Not marked as a type of asset owned		
1 .Marked as a type of asset owned		
D SC4704	1	428
ISS code 150 - other financial investments		
U Household members 15 years old and older		
V 0 .Not marked as a type of asset owned		
1 .Marked as a type of asset owned		
D SC4706	1	429
Check item A19		
Is ISS code 130 marked in SC4700		
U Household members 15 years old and older		
V 0 .Not in universe		
1 .Yes		
2 .No - skip to SC4720 through SC4722		
D SC4708	1	430
Check item A20		
Interview status of ...'s spouse .		
U Household members 15 years old and older		



GENERAL TYPE 2

DATA	SIZE	BEGIN
V 0 .Not in universe		
1 .No spouse in household - skip to SC4716		
2 .Interview for spouse not yet conducted		
3 .Interview for spouse already conducted - skip to SC4714		
D SC4710	1	431
Did ... own this mortgage jointly with ...'s spouse		
U Asset 130 owned jointly by married couples		
V 0 .Not in universe		
1 .Yes		
2 .No - skip to SC4716		
D SC4712	5	432
During the past 4 months how much interest was paid to ... and ...'s spouse by the borrower		
Range = -3,20000. In dollars.		
U Asset 130 owned jointly by married couples		
V -0003 .None		
00000 .Not in universe		
D SC4714	1	437
Did ... hold any mortgages in ...'s own name		
U Asset 130 owned by individual persons 15 years old and older		
V 0 .Not in universe		
1 .Yes		
2 .No - skip to SC4718		
D SC4716	5	438
During the past 4 months how much interest was paid to ... by the borrower. In dollars.		
Range = -3,10000.		
U Asset 130 owned by individual persons 15 years old and older		
V -0003 .None		
00000 .Not in universe		
D SC4718	1	643
Check item AZ1		
Is ISS code 140 marked in SC4702 or		

290

GENERAL TYPE 2

```
DATA          SIZE  BEGIN
    155 code 150 marked in SC4704
U Household members 15 years old and older
V 0 .Not in universe
  1 .Yes
  2 .No

D SC4720      6      444
    During the past 4 months, how much
    income did ... receive from these
    assets. Negative amount indicates
    loss. In dollars.
    Range = -10000,10000.
U Asset 140 or 150 owned by individual
  persons 15 years old and older
V -00003 .None
  000000 .Not in universe
*
* General amounts 2 imputation flags *
*
D G2-IMP01    1      450
    General amounts 2 imputation flag 1
    imputation of 'SC4310'
V 0 .Not imputed
  1 .Imputed

D G2-IMP02    1      451
    General amounts 2 imputation flag 2
    imputation of 'SC4312'
V 0 .Not imputed
  1 .Imputed

D G2-IMP03    1      452
    General amounts 2 imputation flag 3
    imputation of 'SC4318'
V 0 .Not imputed
  1 .Imputed

D G2-IMP04    1      453
    General amounts 2 imputation flag 4
    imputation of 'SC4320'
V 0 .Not imputed
  1 .Imputed

D G2-IMP05    1      454
    General amounts 2 imputation flag 5
    imputation of 'SC4410'
V 0 .Not imputed
  1 .Imputed
```

.....

.....

.....

.....

GENERAL TYPE 2

DATA	SIZE	BEGIN
D G2-IMP06	1	455
General amounts 2 imputation flag 6 imputation of 'SC4412'		
V 0	.Not imputed	
1	.Imputed	
D G2-IMP07	1	456
General amounts 2 imputation flag 7 imputation of 'SC4418'		
V 0	.Not imputed	
1	.Imputed	
D G2-IMP08	1	457
General amounts 2 imputation flag 8 imputation of 'SC4420'		
V 0	.Not imputed	
1	.Imputed	
D G2-IMP09	1	458
General amounts 2 imputation flag 9 imputation of 'SC4500'		
V 0	.Not imputed	
1	.Imputed	
D G2-IMP10	1	459
General amounts 2 imputation flag 10 imputation of 'SC4504'		
V 0	.Not imputed	
1	.Imputed	
D G2-IMP11	1	460
General amounts 2 imputation flag 11 imputation of 'SC4508'		
V 0	.Not imputed	
1	.Imputed	
D G2-IMP12	1	461
General amounts 2 imputation flag 12 imputation of 'SC4512'		
V 0	.Not imputed	
1	.Imputed	
D G2-IMP13	1	462
General amounts 2 imputation flag 13 imputation of 'SC4516'		
V 0	.Not imputed	
1	.Imputed	
D G2-IMP14	1	463
General amounts 2 imputation flag 14		

292

GENERAL TYPE 2

DATA	SIZE	BEGIN
imputation of 'SC451B'		
V 0		.Not imputed
1		.Imputed
D G2-IMP15	1	464
General amounts 2 imputation flag 15		
imputation of 'SC450Z'		
V 0		.Not imputed
1		.Imputed
D G2-IMP16	1	465
General amounts 2 imputation flag 16		
imputation of 'SC4604'		
V 0		.Not imputed
1		.Imputed
D G2-IMP17	1	466
General amounts 2 imputation flag 17		
imputation of 'SC4606'		
V 0		.Not imputed
1		.Imputed
D G2-IMP18	1	467
General amounts 2 imputation flag 18		
imputation of 'SC4610'		
V 0		.Not imputed
1		.Imputed
D G2-IMP19	1	468
General amounts 2 imputation flag 19		
imputation of 'SC4612'		
V 0		.Not imputed
1		.Imputed
D G2-IMP20	1	469
General amounts 2 imputation flag 20		
imputation of 'SC4614'		
V 0		.Not imputed
1		.Imputed
D G2-IMP21	1	470
General amounts 2 imputation flag 21		
imputation of 'SC4618'		
V 0		.Not imputed
1		.Imputed
D G2-IMP22	1	471
General amounts 2 imputation flag 22		


GENERAL TYPE 2

DATA	SIZE	BEGIN
imputation of 'SC4620' / 'SC4622'		
V 0		.Not imputed
1		.Imputed
D G2-IMP23	1	472
General amounts 2 imputation flag 23		
imputation of 'SC4710'		
V 0		.Not imputed
1		.Imputed
D G2-IMP24	1	473
General amounts 2 imputation flag 24		
imputation of 'SC4712'		
V 0		.Not imputed
1		.Imputed
D G2-IMP25	1	474
General amounts 2 imputation flag 25		
imputation of 'SC4714'		
V 0		.Not imputed
1		.Imputed
D G2-IMP26	1	475
General amounts 2 imputation flag 26		
imputation of 'SC4716'		
V 0		.Not imputed
1		.Imputed
D G2-IMP27	1	476
General amounts 2 imputation flag 27		
imputation of 'SC4720' / 'SC4722'		
V 0		.Not imputed
1		.Imputed
D G2-PERID	5	477
Along with PSU/SEG/SER, identifies		
the person to which this record		
belongs.		
Digits 1-2 are entry address ID.		
Digits 3-5 are edited person number.		
D G2-FILL7	1259	482
Blank filler		

1

2

3



APPENDIX A-1

INCOME SOURCE CODE LIST

Code Income Sources

- 1 - Social Security
- 2 - U.S. Government Railroad Retirement pay
- 3 - Federal Supplemental Security Income (SSI)
- 5 - State unemployment compensation
- 6 - Supplemental Unemployment Benefits
- 7 - Other unemployment compensation (Trade Adjustment Act benefits, strike pay, other)
- 8 - Veterans compensation or pensions
- 10 - Worker's compensation
- 12 - Employer or union temporary sickness policy
- 13 - Payments from a sickness, accident or disability insurance policy purchased on your own
- 20 - Aid to Families with Dependent Children (AFDC, ADC)
- 21 - General assistance or General relief
- 23 - Foster child care payments
- 24 - Other welfare
- 25 - WIC (Women, Infants and Children) Nutrition Program
- 27 - Food stamps
- 28 - Child support payments
- 29 - Alimony payments
- 30 - Pension from company or union
- 31 - Federal Civil Service or other Federal civilian employee pensions
- 32 - U.S. Military retirement pay
- 34 - State government pensions
- 35 - Local government pensions
- 36 - Income from paid-up life insurance policies or annuities
- 37 - Estates and trusts
- 38 - Other payments for retirement, disability or survivor
- 40 - G.I. Bill/VEAP education benefits
- 50 - Income assistance from a charitable group
- 51 - Money from relatives or friends
- 52 - Lump sum payments
- 53 - Income from roomers or boarders
- 54 - National Guard or Reserve pay
- 55 - Incidental or casual earnings
- 56 - Other cash income not included elsewhere
- 75 - Categories combined and recoded for confidentiality reasons
 - State Administered Supplemental Security Income (old code 4)
 - Black lung payments (old code 9)
 - State temporary sickness or disability benefits (old code 11)
 - Indian, Cuban, or Refugee Assistance (old code 22)
 - National Guard or Reserve Force retirement (old code 33)



Code Asset List

- 100 - Regular/passbook savings accounts in a bank,
savings and loan or credit union
- 101 - Money market deposit accounts
- 102 - Certificates of Deposit or other savings certificates
- 103 - NOW, Super NOW or other interest earning checking
accounts
- 104 - Money market funds
- 105 - U.S. Government securities
- 106 - Municipal or corporate bonds
- 107 - Other interest-earning assets
- 110 - Stocks or mutual fund shares
- 120 - Rental property
- 130 - Mortgages
- 140 - Royalties
- 150 - Other financial investments

Code Special Indicators

- 170 - Worked
- 171 - Disabled
- 172 - Medicare
- 173 - Medicaid
- 174 - U.S. Saving Bonds (E, EE)
- 175 - Other educational assistance

APPENDIX A-2.

INCOME SOURCES INCLUDED IN MONTHLY CASH INCOME

Earnings from Employment


Wages and salaries
 Nonfarm self-employment income
 Farm self-employment income

Income from Assets (Property Income)

Regular/passbook savings accounts in a bank, savings and loan or credit union
 Money market deposit accounts
 Certificates of Deposit or other savings certificates
 NOW, Super NOW or other interest-earning checking accounts
 Money market funds
 U.S. Government securities
 Municipal or corporate bonds
 Other interest-earning assets
 Stocks or mutual fund shares
 Rental property
 Mortgages
 Royalties
 Other financial investments


Other Income Sources

Social Security
 U.S. Government Railroad Retirement pay
 Federal Supplemental Security Income (SSI)
 State Administered Supplemental Security Income
 State unemployment compensation
 Supplemental Unemployment Benefits
 Other unemployment compensation (Trade Adjustment Act benefits; strike pay, other)
 Veterans compensation or pensions
 Black lung payments
 Worker's compensation
 State temporary sickness or disability benefits
 Payments from a sickness, accident or disability insurance policy purchased on your own
 Aid to Families with Dependent Children (AFDC, ADC)
 General assistance or General relief
 Indian, Cuban, or Refugee Assistance
 Foster child care payments
 Other welfare
 Child support payments
 Alimony payments
 Pension from company or union
 Federal Civil Service or other Federal civilian employee pensions



Other Income Sources (Continued)

U.S. Military retirement pay
National Guard or Reserve Forces retirement
State government pensions
Local government pensions
Income from paid-up life insurance policies or annuities
Estates and trusts
Other payments for retirement, disability or survivor
G.I. Bill/VEAP education benefits
Income assistance from a charitable group
Money from relatives or friends
Lump sum payments
Income from roomers or boarders
National Guard or Reserve pay
Incidental or casual earnings
Other cash income not included elsewhere



APPENDIX A-3.

SOURCES OF MEANS-TESTED BENEFITS COVERED IN SIPP

Cash Benefits

Federal Supplemental Security Income (SSI)
State Administered Supplemental Security Income
Veterans' pensions
Aid to Families with Dependent Children (AFDC, ADC)
General Assistance or General Relief
Indian, Cuban, or Refugee Assistance
Other welfare
Foster child care payments

Noncash Benefits

Food Stamps
Special Supplemental Food Program for Women,
Infants, and Children (WIC)
Low-income Home Energy Assistance

Medicaid
Free or reduced price school lunches
Free or reduced price school breakfasts
Public or subsidized rental housing

APPENDIX A-4

1980 CENSUS OF POPULATION
OCCUPATION CLASSIFICATION SYSTEM

(The numbers in parentheses refer to the 1980 Standard Occupational Classification code equivalents. Pt means part. N.e.c. means not elsewhere classified.)

MANAGERIAL AND PROFESSIONAL SPECIALTY OCCUPATIONS

1980
CODE

Executive, Administrative, and Managerial Occupations

003 Legislators (111)
 004 Chief executives and general administrators, public administration (112)
 005 Administrators and officials, public administration (1132-1139)
 006 Administrators, protective services (1131)
 007 Financial managers (122)
 008 Personnel and labor relations managers (123)
 009 Purchasing managers (124)
 013 Managers, marketing, advertising, and public relations (125)
 014 Administrators, education and related fields (128)
 015 Managers, medicine and health (131)
 016 Managers, properties and real estate (1353)
 017 Postmasters and mail superintendents (1344)
 018 Funeral directors (pt 1359)
 019 Managers and administrators, n.e.c. (121, 126, 127, 132-139, exc. 1344,
 1353, pt 1359)

Management Related Occupations

023 Accountants and auditors (1412)
 024 Underwriters (1414)
 025 Other financial officers (1415, 1419)
 026 Management analysts (142)
 027 Personnel, training, and labor relations specialists (143)
 028 Purchasing agents and buyers, farm products (1443)
 029 Buyers, wholesale and retail trade except farm products (1442)
 033 Purchasing agents and buyers, n.e.c. (1449)
 034 Business and promotion agents (145)
 035 Construction inspectors (1472)
 036 Inspectors and compliance officers, exc. construction (1473)
 037 Management related occupations, n.e.c. (149)

Professional Specialty Occupations

Engineers, Architects, and Surveyors


043 Architects (161)
 044 Engineers
 Aerospace (1622)

Engineers, Architects, and Surveyors (continued)

	Engineers (continued)
045	Metallurgical and materials (1623)
046	Mining (1624)
047	Petroleum (1625)
048	Chemical (1626)
049	Nuclear (1627)
053	Civil (1628)
054	Agricultural (1632)
055	Electrical and electronic (1633, 1636)
056	Industrial (1634)
057	Mechanical (1635)
058	Marine and naval architects (1637)
059	Engineers, n.e.c. (1639)
063	Surveyors and mapping scientists (164)
	Mathematical and Computer Scientists
064	Computer systems analysts and scientists (171)
065	Operations and systems researchers and analysts (172)
066	Actuaries (1732)
067	Statisticians (1733)
068	Mathematical scientists, n.e.c. (1739)
	Natural Scientists
069	Physicists and astronomers (1842, 1843)
073	Chemists, except biochemists (1845)
074	Atmospheric and space scientists (1846)
075	Geologists and geodesists (1847)
076	Physical scientists, n.e.c. (1849)
077	Agricultural and food scientists (1853)
078	Biological and life scientists (1854)
079	Forestry and conservation scientists (1852)
083	Medical scientists (1855)
	Health Diagnosing Occupations
084	Physicians (261)
085	Dentists (262)
086	Veterinarians (27)
087	Optometrists (281)
088	Podiatrists (283)
089	Health diagnosing practitioners, n.e.c. (289)
	Health Assessment and Treating Occupations
095	Registered nurses (29)
096	Pharmacists (301)
097	Dietitians (302)
	Therapists
098	Inhalation therapists (3031)
099	Occupational therapists (3032)
103	Physical therapists (3033)
104	Speech therapists (3034)
105	Therapists, n.e.c. (3039)
108	Physicians' assistants (304)



	Teachers, Postsecondary
113	Earth, environmental, and marine science teachers (2212)
114	Biological science teachers (2213)
115	Chemistry teachers (2214)
116	Physics teachers (2215)
117	Natural science teachers, n.e.c. (2216)
118	Psychology teachers (2217)
119	Economics teachers (2218)
123	History teachers (2222)
124	Political science teachers (2223)
125	Sociology teachers (2224)
126	Social science teachers, n.e.c. (2225)
127	Engineering teachers (2226)
128	Mathematical science teachers (2227)
129	Computer science teachers (2228)
133	Medical science teachers (2231)
134	Health specialties teachers (2232)
135	Business, commerce, and marketing teachers (2233)
136	Agriculture and forestry teachers (2234)
137	Art, drama, and music teachers (2235)
138	Physical education teachers (2236)
139	Education teachers (2237)
143	English teachers (2238)
144	Foreign language teachers (2242)
145	Law teachers (2243)
146	Social work teachers (2244)
147	Theology teachers (2245)
148	Trade and industrial teachers (2246)
149	Home economics teachers (2247)
153	Teachers, postsecondary, n.e.c. (2249)
154	Postsecondary teachers, subject not specified
	Teachers, Except Postsecondary
155	Teachers, prekindergarten and kindergarten (231)
N(156)	Teachers, elementary school (232)
P(157)	Teachers, secondary school (233)
158	Teachers, special education (235)
159	Teachers, n.e.c. (236, 239)
163	Counselors, educational and vocational (24)
	Librarians, Archivists, and Curators
164	Librarians (251)
165	Archivists and curators (252)
	Social Scientists and Urban Planners
166	Economists (1912)
167	Psychologists (1915)
168	Sociologists (1916)
169	Social scientists, n.e.c. (1913, 1914, 1919)
173	Urban planners (192)
	Social, Recreation, and Religious Workers
174	Social workers (2032)
175	Recreation workers (2033)
176	Clergy (2042)
177	Religious workers, n.e.c. (2049)



	Lawyers and Judges
178	Lawyers (211)
179	Judges (212)
	Writers, Artists, Entertainers, and Athletes
183	Authors (321)
184	Technical writers (322)
185	Designers (322)
186	Musicians and composers (323)
187	Actors and directors (324)
188	Painters, sculptors, craft-artists, and artist printmakers (325)
189	Photographers (326)
193	Dancers (327)
194	Artists, performers, and related workers, n.e.c. (328, 329)
196	Editors and reporters (331)
197	Public relations specialists (332)
198	Announcers (333)
199	Athletes (34)

TECHNICAL, SALES, AND ADMINISTRATIVE SUPPORT OCCUPATIONS

Technicians and Related Support Occupations Health Technologists and Technicians

203	Clinical laboratory technologists and technicians (362)
204	Dental hygienists (363)
205	Health record technologists and technicians (364)
206	Radiologic technicians (365)
207	Licensed practical nurses (366)
208	Health technologists and technicians, n.e.c. (369)

Technologists and Technicians, Except Health

Engineering and Related Technologists and Technicians

213	Electrical and electronic technicians (3711)
214	Industrial engineering technicians (3712)
215	Mechanical engineering technicians (3713)
216	Engineering technicians, n.e.c. (3719)
217	Drafting occupations (372)
218	Surveying and mapping technicians (373)


Science Technicians

223	Biological technicians (382)
224	Chemical technicians (3831)
225	Science technicians, n.e.c. (3832, 3833, 384, 369)

Technicians; Except Health, Engineering, and Science

226	Airplane pilots and navigators (825)
227	Air traffic controllers (392)
228	Broadcast equipment operators (393)
229	Computer programmers (3971, 3972)
233	Tool programmers, numerical control (3974)
234	Legal assistants (398)
235	Technicians, n.e.c. (399)

	Sales Occupations
243	Supervisors and proprietors, sales occupations (40)
	Sales Representatives, Finance and Business Services
253	Insurance sales occupations (4122)
254	Real estate sales occupations (4123)
255	Securities and financial services sales occupations (4124)
256	Advertising and related sales occupations (4153)
257	Sales occupations, other business services (4152)
	Sales Representatives, Commodities Except Retail
258	Sales engineers (421)
259	Sales representatives, mining, manufacturing, and wholesale (423, 424)
	Sales Workers, Retail and Personal Services
263	Sales workers, motor vehicles and boats (4342, 4344)
264	Sales workers, apparel (4346)
265	Sales workers, shoes (4351)
266	Sales workers, furniture and home furnishings (4348)
267	Sales workers; radio, TV, hi-fi, and appliances (4343, 4352)
268	Sales workers, hardware and building supplies (4353)
269	Sales workers, parts (4367)
274	Sales workers, other commodities (4345, 4347, 4354, 4356, 4359, 4362, 4369)
275	Sales counter clerks (4383)
Q(276)	Cashiers (4364)
277	Street and door-to-door sales workers (4366)
278	News vendors (4365)
	Sales Related Occupations
283	Demonstrators, promoters and models, sales (445)
284	Auctioneers (447)
285	Sales support occupations, n.e.c. (444, 446, 449)
	Administrative Support Occupations, Including Clerical
	Supervisors, Administrative Support Occupations
303	Supervisors, general office (4511, 4513, 4514, 4516, 4519, 4529)
304	Supervisors, computer equipment operators (4512)
305	Supervisors, financial records processing (4521)
306	Chief communications operators (4523)
307	Supervisors; distribution, scheduling, and adjusting clerks (4522, 4524-4528)
	Computer Equipment Operators
308	Computer operators (4612)
309	Peripheral equipment operators (4613)
	Secretaries, Stenographers, and Typists
R(313)	Secretaries (4622)
314	Stenographers (4623)
315	Typists (4624)
	Information Clerks
316	Interviewers (4642)
317	Hotel clerks (4643)
318	Transportation ticket and reservation agents (4644)
319	Receptionists (4645)
323	Information clerks, n.e.c. (4649)



	Records Processing Occupations, Except Financial
325	Classified-ad clerks (4662)
326	Correspondence clerks (4663)
327	Order clerks (4664)
328	Personnel clerks, except payroll and timekeeping (4692)
329	Library clerks (4694)
335	File clerks (4696)
336	Records clerks (4699)
	Financial Records Processing Occupations
S(397)	Bookkeepers, accounting, and auditing clerks (4712)
338	Payroll and timekeeping clerks (4713)
339	Billing clerks (4715)
343	Cost and rate clerks (4716)
344	Billing, posting, and calculating machine operators (4718)
	Duplicating, Mail and Other Office Machine Operators
345	Duplicating machine operators (4722)
346	Mail preparing and paper handling machine operators (4723)
347	Office machine operators, n.e.c. (4729)
	Communications Equipment Operators
348	Telephone operators (4732)
349	Telegraphers (4733)
353	Communications equipment operators, n.e.c. (4739)
	Mail and Message Distributing Occupations
354	Postal clerks, exc. mail carriers (4742)
355	Mail carriers, postal service (4743)
356	Mail clerks, exc. postal service (4744)
357	Messengers (4745)
	Material Recording, Scheduling, and Distributing Clerks
359	Dispatchers (4751)
363	Production coordinators (4752)
364	Traffic, shipping, and receiving clerks (4753)
365	Stock and inventory clerks (4754)
366	Meter readers (4755)
368	Weighers, measurers, and checkers (4756)
369	Samplers (4757)
373	Expeditors (4758)
374	Material recording, scheduling, and distributing clerks, n.e.c. (4759)
	Adjusters and Investigators
375	Insurance adjusters, examiners, and investigators (4782)
376	Investigators and adjusters, except insurance (4783)
377	Eligibility clerks, social welfare (4784)
378	Bill and account collectors (4786)
	Miscellaneous Administrative Support Occupations
379	General office clerks (463)
383	Bank tellers (4791)
384	Proofreaders (4792)
385	Data-entry keyers (4793)
386	Statistical clerks (4794)
387	Teachers' aides (4795)
389	Administrative support occupations, n.e.c. (4787, 4799)

SERVICE OCCUPATIONS

Private Household Occupations

403 Launderers and ironers (503)
 404 Cooks, private household (504)
 405 Housekeepers and butlers (505)
 406 Child care workers, private household (506)
 T(407) Private household cleaners and servants (502, 507, 509)

Protective Service Occupations

Supervisors, Protective Service Occupations
 413 Supervisors, firefighting and fire prevention occupations (5111)
 414 Supervisors, police and detectives (5112)
 415 Supervisors, guards (5113)
 Firefighting and Fire Prevention Occupations
 416 Fire inspection and fire prevention occupations (5122)
 417 Firefighting occupations (5123)
 Police and Detectives
 418 Police and detectives, public service (5132)
 423 Sheriffs bailiffs, and other law enforcement officers (5134)
 424 Correctional institution officers (5133)
 Guards
 425 Crossing guards (5142)
 426 Guards and police, exc. public service (5144)
 427 Protective service occupations, n.e.c. (5149)

Service Occupations, Except Protective and Household

Food Preparation and Service Occupations

433 Supervisors, food preparation and service occupations (5211)
 434 Bartenders (5212)
 U(435) Waiters and waitresses (5213)
 436 Cooks, except short order (5214)
 437 Short-order cooks (5215)
 438 Food counter, fountain and related occupations (5216)
 439 Kitchen workers, food preparation (5217)
 443 Waiters'/waitresses' assistants (5218)
 444 Miscellaneous food preparation occupations (5219)

Health Service Occupations

445 Dental assistants (5232)
 446 Health aides, except nursing (5233)
 447 Nursing aides, orderlies, and attendants (5236)

Cleaning and Building Service Occupations, except Household

448 Supervisors, cleaning and building service workers (5241)
 449 Maids and housemen (5242, 5249)
 V(453) Janitors and cleaners (5244)
 454 Elevator operators (5245)
 455 Pest control occupations (5246)

Personal Service Occupations

456 Supervisors, personal service occupations (5251)
 457 Barbers (5252)
 458 Hairdressers and cosmetologists (5253)

Personal Service Occupations (continued)

459	Attendants, amusement and recreation facilities (5254)
463	Guides (5255)
464	Ushers (5256)
465	Public transportation attendants (5257)
466	Baggage porters and bellhops (5262)
467	Welfare service aides (5263)
468	Child care workers, except private household (5264)
469	Personal service occupations, n.e.c. (5258, 5269)

FARMING, FORESTRY, AND FISHING OCCUPATIONS

Farm Operators and Managers

W(473)	Farmers, except horticultural (5512-5514)
474	Horticultural specialty farmers (5515)
475	Managers, farms, except horticultural (5522-5524)
476	Managers, horticultural specialty farms (5525)

Other Agricultural and Related Occupations

Farm Occupations, Except Managerial

477	Supervisors, farm workers (5611)
479	Farm workers (5612-5617)
483	Marine life cultivation workers (5618)
484	Nursery workers (5619)

Related Agricultural Occupations

485	Supervisors, related agricultural occupations (5621)
486	Groundskeepers and gardeners, except farm (5622)
487	Animal caretakers, except farm (5624)
488	Graders and sorters, agricultural products (5625)
489	Inspectors, agricultural products (5627)

Forestry and Logging Occupations

494	Supervisors, forestry, and logging workers (571)
495	Forestry workers, except logging (572)
496	Timber cutting and logging occupations (573, 579)

Fishers, Hunters, and Trappers

497	Captains and other officers, fishing vessels (pt 8241)
498	Fishers (583)
499	Hunters and trappers (584)

PRECISION PRODUCTION, CRAFT, AND REPAIR OCCUPATIONS

Mechanics and Repairers

503	Supervisors, mechanics and repairers (60)
	Mechanics and Repairers, Except Supervisors
	Vehicle and Mobile Equipment Mechanics and Repairers
X(505)	Automobile mechanics (pt 6111)
506	Automobile mechanic apprentices (pt 6111)
507	Bus, truck, and stationary engine mechanics (6112)
508	Aircraft engine mechanics (6113)
509	Small engine repairers (6114)
514	Automobile body and related repairers (6115)
515	Aircraft mechanics, exc. engine (6116)
516	Heavy equipment mechanics (6117)
517	Farm equipment mechanics (6118)



Mechanics and Repairers Except Supervisors (continued)

518	Industrial machinery repairers (613)
519	Machinery maintenance occupations (614)
	Electrical and Electronic Equipment Repairers
523	Electronic repairers, communications and industrial equipment (6151, 6153, 6155)
525	Data processing equipment repairers (6154)
526	Household appliance and power tool repairers (6156)
527	Telephone line installers and repairers (6157)
529	Telephone installers and repairers (6158)
533	Miscellaneous electrical and electronic equipment repairers (6152, 6159)
534	Heating, air conditioning, and refrigeration mechanics (6161)
	Miscellaneous Mechanics and Repairers
535	Camera, watch, and musical instrument repairers (6171, 6172)
536	Locksmiths and safe repairers (6173)
538	Office machine repairers (6174)
539	Mechanical controls and valve repairers (6175)
543	Elevator installers and repairers (6176)
544	Millwrights (6178)
547	Specified mechanics and repairers, n.e.c. (6177, 6179)
549	Not specified mechanics and repairers
	Construction Trades
	Supervisors, construction occupations
553	Supervisors; brickmasons, stonemasons, and tile setters (6312)
554	Supervisors, carpenters and related workers (6313)
555	Supervisors, electricians and power transmission installers (6314)
556	Supervisors; painters, paperhangers, and plasterers (6315)
557	Supervisors; plumbers, pipefitters, and steamfitters (6316)
558	Supervisors, n.e.c. (6311, 6318)
	Construction Trades, Except Supervisors
563	Brickmasons and stonemasons (pt 6412, pt 6413)
564	Brickmason and stonemason apprentices (pt 6412, pt 6413)
565	Tile setters, hard and soft (6414, pt 6462)
566	Carpet installers (pt 6462)
Y(567)	Carpenters (pt 6422)
569	Carpenter apprentices (pt 6422)
573	Drywall installers (6424)
575	Electricians (pt 6432)
578	11 Electrician apprentices (pt 6432)
577	Electrical power installers and repairers (6433)
579	Painters, construction and maintenance (6442)
583	Paperhangers (6443)
584	Plasterers (6444)
585	Plumbers, pipefitters, and steamfitters (pt 645)
587	Plumber, pipefitter, and steamfitter apprentices (pt 645)
588	Concrete and terrazzo finishers (6463)
589	Glaziers (6464)
593	Insulation workers (6465)
594	Paving, surfacing, and tamping equipment operators (6466)
595	Roofers (6468)
596	Sheetmetal duct installers (6472)
597	Structural metal workers (6473)
598	Drillers, earth (6474)
599	Construction trades, n.e.c. (6467, 6475, 6476, 6479)

	Extractive Occupations
613	Supervisors, extractive occupations (632)
614	Drillers, oil well (652)
615	Explosives workers (653)
616	Mining machine operators (654)
617	Mining occupations, n.e.c. (656)
	Precision Production Occupations
633	Supervisors, production occupations (67, 71)
	Precision Metal Working Occupations
634	Tool and die makers (pt 6811)
635	Tool and die maker apprentices (pt 6811)
636	Precision assemblers, metal (6812)
637	Machinists (pt 6813)
639	Machinist apprentices (pt 6813)
643	Boilermakers (6814)
644	Precision grinders, filers, and tool sharpeners (6816)
645	Patternmakers and model makers, metal (6817)
646	Lay-out workers (6821)
647	Precious stones and metals workers (Jewelers) (6822, 6866)
649	Engravers, metal (6823)
653	Sheet metal workers (pt 6824)
654	Sheet metal worker apprentices (pt 6824)
655	Miscellaneous precision metal workers (6829)
	Precision Woodworking Occupations
656	Patternmakers and model makers, wood (6831)
657	Cabinet makers and bench carpenters (6832)
658	Furniture and wood finishers (6835)
659	Miscellaneous precision woodworkers (6839)
	Precision Textile, Apparel, and Furnishings Machine Workers
666	Dressmakers (pt 6852, pt 7752)
667	Tailors (pt 6852)
668	Upholsterers (6853)
669	Shoe repairers (6854)
673	Apparel and fabric patternmakers (6856)
674	Miscellaneous precision apparel and fabric workers (6859, pt 7752)
	Precision Workers, Assorted Materials
675	Hand molders and shapers, except jewelers (6861)
676	Patternmakers, lay-out workers, and cutters (6862)
677	Optical goods workers (6864, pt 7477, pt 7677)
678	Dental laboratory and medical appliance technicians (6865)
679	Bookbinders (6844)
683	Electrical and electronic equipment assemblers (6867)
684	Miscellaneous precision workers, n.e.c. (6869)
	Precision Food Production Occupations
686	Butchers and meat cutters (6871)
687	Bakers (6872)
688	Food batchmakers (6873, 6879)
	Precision Inspectors, Testers, and Related Workers
689	Inspectors, testers, and graders (6881, 828)
693	Adjusters and calibrators (6882)
	Plant and System Operators
694	Water and sewage treatment plant operators (691)
695	Power plant operators (pt 693)

696 Stationary engineers (pt 693, 7668)
 699 Miscellaneous plant and system operators (692, 694, 695, 698)

OPERATORS, FABRICATORS, AND LABORERS

Machine Operators, Assemblers, and Inspectors

Machine Operators and Tenders, except Precision

Metal working and Plastic Working Machine Operators

703 Lathe and turning machine set-up operators (7312)
 704 Lathe and turning machine operators (7512)
 705 Milling and planing machine operators (7313, 7513)
 706 Punching and stamping press machine operators (7314, 7317, 7514, 7517)
 707 Rolling machine operators (7315, 7516)
 708 Drilling and boring machine operators (7318, 7518)
 709 Grinding, abrading, buffing, and polishing machine operators
 (7322, 7324, 7522)
 713 Forging machine operators (7319, 7519)
 714 Numerical control machine operators (7326)
 715 Miscellaneous metal, plastic, stone, and glass working machine operators
 (7329, 7529)
 717 Fabricating machine operators, n.e.c. (7339, 7539)
 Metal and Plastic Processing Machine Operators
 719 Molding and casting machine operators (7315, 7342, 7515, 7542)
 723 Metal plating machine operators (7343, 7543)
 724 Heat treating equipment operators (7344, 7544)
 725 Miscellaneous metal and plastic processing machine operators (7349, 7549)
 Woodworking Machine Operators
 726 Wood lathe, routing, and planing machine operators (7431, 7432, 7631, 7632)
 727 Sawing machine operators (7433, 7633)
 728 Shaping and joining machine operators (7435, 7635)
 729 Nailing and tacking machine operators (7636)
 733 Miscellaneous woodworking machine operators (7434, 7439, 7634, 7639)
 Printing Machine Operators
 734 Printing machine operators (7443, 7643)
 735 Photoengravers and lithographers (6842, 7444, 7644)
 736 Typesetters and compositors (6841, 7642)
 737 Miscellaneous printing machine operators (6849, 7449, 7649)


Textile, Apparel, and Furnishings Machine Operators

738 Winding and twisting machine operators (7451, 7651)
 739 Knitting, looping, taping, and weaving machine operators (7452, 7652)
 743 Textile cutting machine operators (7654)
 744 Textile sewing machine operators (7655)
 745 Shoe machine operators (7656)
 747 Pressing machine operators (7657)
 748 Laundering and dry cleaning machine operators (6855, 7658)
 749 Miscellaneous textile machine operators (7459, 7659)

Machine Operators, Assorted Materials

753 Cementing and gluing machine operators (7661)
 754 Packaging and filling machine operators (7462, 7662)
 755 Extruding and forming machine operators (7463, 7663)
 756 Mixing and blending machine operators (7664)
 757 Separating, filtering, and clarifying machine operators

	(7476, 7666, 7676)
758	Compressing and compacting machine operators (7467, 7667)
759	Painting and paint spraying machine operators (7669)
	Machine Operators, Assorted Materials (continued)
763	Roasting and baking machine operators, food (7472, 7672)
764	Washing, cleaning, and pickling machine operators (7673)
765	Folding machine operators (7474, 7674)
766	Furnace, kiln, and oven operators, exc. food (7675)
768	Crushing and grinding machine operators (pt 7477, pt 7677)
769	Slicing and cutting machine operators (7478, 7678)
773	Motion picture projectionists (pt 7479)
774	Photographic process machine operators (8863, 8868, 7671)
777	Miscellaneous machine operators, n.e.c. (pt 7479, 7665, 7679)
779	Machine operators, not specified
	Fabricators, Assemblers, and Hand Working Occupations
783	Welders and cutters (7332, 7532, 7714)
784	Solderers and brazers (7333, 7533, 7717)
785	Assemblers (772, 774)
786	Hand cutting and trimming occupations (7753)
787	Hand molding, casting, and forming occupations (7754, 7755)
789	Hand painting, coating, and decorating occupations (7756)
793	Hand engraving and printing occupations (7757)
794	Hand grinding and polishing occupations (7758)
795	Miscellaneous hand working occupations (7759)
	Production Inspectors, Testers, Samplers, and Weighers
796	Production inspectors, checkers, and examiners (782, 787)
797	Production testers (783)
798	Production samplers and weighers (784)
799	Graders and sorters, exc. agricultural (785)
	Transportation and Material Moving Occupations
	Motor Vehicle Operators
803	Supervisors, motor vehicle operators (8111)
804	Truck drivers, heavy (8212, 8213)
805	Truck drivers, light (8214)
806	Driver-sales workers (8218)
808	Bus drivers (8215)
809	Taxicab drivers and chauffeurs (8216)
813	Parking lot attendants (874)
814	Motor transportation occupations, n.e.c. (8219)
	Transportation Occupations, Except Motor Vehicles
	Rail Transportation Occupations
823	Railroad conductors and yardmasters (8113)
824	Locomotive operating occupations (8232)
825	Railroad brake, signal, and switch operators (8233)
826	Rail vehicle operators, n.e.c. (8239)
	Water Transportation Occupations
828	Ship captains and mates, except fishing boats (pt 8241, 8242)
829	Sailors and deckhands (8243)
833	Marine engineers (8244)
834	Bridge, lock, and lighthouse tenders (8245)



Material Moving Equipment Operators

843 Supervisors, material moving equipment operators (812)
 844 Operating engineers (8312)
 845 Longshore equipment operators (8313)

Material Moving Equipment Operators (continued)

848 Hoist and winch operators (8314)
 849 Crane and tower operators (8315)
 853 Excavating and loading machine operators (8316)
 855 Grader, dozer, and scraper operators (8317)
 856 Industrial truck and tractor equipment operators (8318)
 859 Miscellaneous material moving equipment operators (8319)

Handlers, Equipment Cleaners, Helpers, and Laborers

863 Supervisors, handlers, equipment cleaners, and laborers, n.e.c. (85)
 864 Helpers, mechanics and repairers (863)

Helpers, Construction and Extractive Occupations

865 Helpers, construction trades (8641-8645, 8648)
 866 Helpers, surveyor (8646)
 867 Helpers, extractive occupations (865)


869 Construction laborers (871)

873 Production helpers (861, 862)

Freight, Stock, and Material Handlers

875 Garbage collectors (8722)
 876 Stevedores (8723)
 877 Stock handlers and baggers (8724)
 878 Machine feeders and offbearers (8725)
 883 Freight, stock, and material handlers, n.e.c. (8726)
 885 Garage and service station related occupations (873)
 887 Vehicle washers and equipment cleaners (875)
 888 Hand packers and packagers (8761)
 889 Laborers, except construction (8769)

905 Member of the Armed Forces







APPENDIX A-5

1980 CENSUS OF POPULATION
INDUSTRY CLASSIFICATION SYSTEM(Numbers in parentheses are the 1972 SIC code equivalents 1/)Census
Code

AGRICULTURE, FORESTRY, AND FISHERIES

010 (A) Agricultural production, crops (01)
 011 Agricultural production, livestock (02)
 020 Agricultural services, except horticultural (07, except 078)
 021 Horticultural services (078)
 030 Forestry (08)
 081 Fishing, hunting, and trapping (09)

MINING

040 Metal mining (10)
 041 Coal mining (11, 12)
 042 Crude petroleum and natural gas extraction (13)
 050 Nonmetallic mining and quarrying, except fuel (14)

060 (B) CONSTRUCTION (15, 16, 17)

MANUFACTURING

Nondurable Goods

Food and kindred products
 100 Meat products (201)
 101 Dairy products (202)
 102 Canned and preserved fruits and vegetables (203)
 110 Grain mill products (204)
 111 Bakery products (205)
 112 Sugar and confectionery products (206)
 120 Beverage industries (208)
 121 Miscellaneous food preparations and kindred products (207, 209)
 122 Not specified food industries
 130 Tobacco manufactures (21)
 Textile mill products
 132 Knitting mills (225)
 140 Dyeing and finishing textiles, except wool and knit goods (226)
 141 Floor coverings, except hard surface (227)
 142 Yarn, thread, and fabric mills (221-224, 228)
 150 Miscellaneous textile mill products (229)

1/ See Executive Office of the President, Office of Management and Budget,
Standard Industrial Classification Manual, 1972 and the 1977 Supplement.

Census
Code


MANUFACTURING-Continued

Nondurable goods-Continued

	Apparel and other finished textile products
151	Apparel and accessories, except knit (231-238)
152	Miscellaneous fabricated textile products (239)
	Paper and allied products
160	Pulp, paper, and paperboard mills (261-263, 266)
161	Miscellaneous paper and pulp products (264)
162	Paperboard containers and boxes (265)
	Printing, publishing, and allied industries
171 (C)	Newspaper publishing and printing (271)
172	Printing, publishing, and allied industries, except newspapers (272-279)
	Chemicals and allied products
180	Plastics, synthetics, and resins (282)
181	Drugs (283)
182	Soaps and cosmetics (284)
190	Paints, varnishes, and related products (287)
191	Agricultural chemicals (287)
192	Industrial and miscellaneous chemicals (281, 286, 289)
	Petroleum and coal products
200	Petroleum refining (291)
201	Miscellaneous petroleum and coal products (295, 299)
	Rubber and miscellaneous plastics products
210	Tires and inner tubes (301)
211	Other rubber products, and plastics footwear and belting (302-304, 306)
212	Miscellaneous plastics products (307)
	Leather and leather products
220	Leather tanning and finishing (311)
221	Footwear, except rubber and plastic (313, 314)
222	Leather products, except footwear (315-317, 319)

Durable Goods

	Lumber and wood products, except furniture
230	Logging (241)
231	Sawmills, planing mills, and millwork (242, 243)
232	Wood buildings and mobile homes (245)
241	Miscellaneous wood products (244, 249)
242	Furniture and fixtures (25)
	Stone, clay, glass, and concrete products
250	Glass and glass products (321-323)
251	Cement, concrete, gypsum, and plaster products (324, 327)
252	Structural clay products (325)
261	Pottery and related products (326)
262	Miscellaneous nonmetallic mineral and stone products (328, 329)
	Metal industries
270	Blast furnaces, steelworks, rolling and finishing mills (331)
271	Iron and steel foundries (332)
272	Primary aluminum industries (3334, part 334, 3353-3355, 3361)



Census
Code

MANUFACTURING-Continued


Durable goods-Continued

280	Other primary metal industries (3331-3333, 3339, part 334, 3351, 3356, 3357, 3362, 3369, 339)
281	Cutlery, handtools, and other hardware (342)
282	Fabricated structural metal products (344)
290	Screw machine products (345)
291	Metal forgings and stampings (346)
292	Ordnance (348)
300	Miscellaneous fabricated metal products (341, 343, 347, 349)
301	Not specified metal industries
	Machinery, except electrical
310	Engines and turbines (351)
311	Farm machinery and equipment (352)
312	Construction and material handling machines (353)
320	Metalworking machinery (354)
321	Office and accounting machines (357, except 3573)
322	Electronic computing equipment (3573)
331	Machinery, except electrical, n.e.c. (355, 356, 358, 359)
332	Not specified machinery
	Electrical machinery, equipment, and supplies
340	Household appliances (363)
341	Radio, T.V., and communication equipment (365, 366)
342	Electrical machinery, equipment, and supplies, n.e.c. (361, 362, 364, 367, 369)
350	Not specified electrical machinery, equipment, and supplies
	Transportation equipment
351	Motor vehicles and motor vehicle equipment (371)
352	Aircraft and parts (372)
360	Ship and boat building and repairing (373)
361	Railroad locomotives and equipment (374)
362	Guided missiles, space vehicles, and parts (376)
370	Cycles and miscellaneous transportation equipment (375, 379)
	Professional and photographic equipment, and watches
371	Scientific and controlling instruments (381, 382)
372	Optical and health services supplies (383, 384, 385)
380	Photographic equipment and supplies (386)
381	Watches, clocks, and clockwork operated devices (387)
382	Not specified professional equipment
390	Toys, amusement, and sporting goods (394)
391	Miscellaneous manufacturing industries (39 exc. 394)
392	Not specified manufacturing industries

TRANSPORTATION, COMMUNICATIONS, AND OTHER
PUBLIC UTILITIES

Transportation

400	Railroads (40)
401	Bus service and urban transit (41, except 412)
402	Taxicab service (412)



TRANSPORTATION, COMMUNICATIONS, AND OTHER PUBLIC
UTILITIES-Continued

Census
Code

	Transportation (continued)
410	Trucking service (421, 423)
411	Warehousing and storage (422)
412	U.S. Postal Service (43)
420	Water transportation (44)
421	Air transportation (45)
422	Pipe lines, except natural gas (46)
432	Services incidental to transportation (47)
	Communications
440	Radio and television broadcasting (483)
441	Telephone (wire and radio) (481)
442	Telegraph and miscellaneous communication services (462, 489)
	Utilities and sanitary services
460	Electric light and power (491)
461	Gas and steam supply systems (492, 496)
462	Electric and gas, and other combinations (493)
470	Water supply and irrigation (494, 497)
471	Sanitary services (495)
472	Not specified utilities


WHOLESALE TRADE

Durable Goods

500	Motor vehicles and equipment (501)
501	Furniture and home furnishings (502)
502	Lumber and construction materials (503)
510	Sporting goods, toys, and hobby goods (504)
511	Metals and minerals, except petroleum (505)
512	Electrical goods (506)
521	Hardware, plumbing and heating supplies (507)
522	Not specified electrical and hardware products
530	Machinery, equipment, and supplies (508)
531	Scrap and waste materials (5093)
532	Miscellaneous wholesale, durable goods (5094, 5099)

Nondurable Goods

540	Paper and paper products (511)
541	Drugs, chemicals and allied products (512, 516)
542	Apparel, fabrics, and notions (513)
550	Groceries and related products (514)
551	Farm products - raw materials (515)
552	Petroleum products (517)
560	Alcoholic beverages (518)
561	Farm supplies (5191)
562	Miscellaneous wholesale, nondurable goods (5194, 5198, 5199)
571	Not specified wholesale trade



Census
Code

RETAIL TRADE

580	Lumber and building material retailing (521, 523)
581	Hardware stores (525)
582	Retail nurseries and garden stores (526)
590	Mobile home dealers (527)
591 (D)	Department stores (531)
592	Variety stores (533)
600	Miscellaneous general merchandise stores (539)
601 (E)	Grocery stores (541)
602	Dairy products stores (545)
610	Retail bakeries (546)
611	Food stores, n.e.c. (542, 543, 544, 549)
612	Motor vehicle dealers (551, 552)
620	Auto and home supply stores (553)
621	Gasoline service stations (554)
622	Miscellaneous vehicle dealers (555, 556, 557, 559)
630	Apparel and accessory stores, except shoe (56, except 566)
631	Shoe stores (566)
632	Furniture and home furnishings stores (571)
640	Household appliances, TV, and radio stores (572, 573)
641 (F)	Eating and drinking places (58)
642	Drug stores (591)
650	Liquor stores (592)
651	Sporting goods, bicycles, and hobby stores (5941, 5945, 5946)
652	Book and stationery stores (5942, 5943)
660	Jewelry stores (5944)
661	Sewing, needlework and piece goods stores (5949)
662	Mail order houses (5961)
670	Vending machine operators (5962)
671	Direct selling establishments (5963)
672	Fuel and ice dealers (598)
681	Retail florists (5992)
682	Miscellaneous retail stores (593, 5947, 5948, 5993, 5994, 5999)
691	Not specified retail trade

FINANCE, INSURANCE, AND REAL ESTATE

700 (G)	Banking (60)
701	Savings and loan associations (612)
702	Credit agencies, n.e.c. (61, except 612)
710	Security, commodity brokerage, and investment companies (62, 67)
711 (H)	Insurance (63, 64)
712	Real estate, including real estate-insurance-law offices (65, 66)

BUSINESS AND REPAIR SERVICES

721	Advertising (731)
722	Services to dwellings and other buildings (734)
730	Commercial research, development, and testing labs (7391, 7397)
731	Personnel supply services (736)
732	Business management and consulting services (7392)

Census
Code

BUSINESS AND REPAIR SERVICES (continued)

740 Computer and data processing services (737)
 741 Detective and protective services (7393)
 742 Business services, n.e.c. (732, 733, 735, 7394, 7395, 7396, 7398)
 750 Automotive services, except repair (751, 752, 754)
 751 Automotive repair shops (753)
 752 Electrical repair shops (762, 7694)
 760 Miscellaneous repair services (763, 764, 7692, 7699)

PERSONAL SERVICES


761 (J) Private households (88)
 762 Hotels and motels (701)
 770 Lodging places, except hotels and motels (702, 703, 704)
 771 Laundry, cleaning, and garment services (721)
 772 Beauty shops (723)
 780 Barber shops (724)
 781 Funeral service and crematories (726)
 782 Shoe repair shops (725)
 790 Dressmaking shops (part 729)
 791 Miscellaneous personal services (722, part 729)

ENTERTAINMENT AND RECREATION SERVICES

800 Theaters and motion pictures (78, 792)
 801 Bowling alleys, billiard and pool parlors (793)
 802 Miscellaneous entertainment and recreation services (791, 794, 799)

PROFESSIONAL AND RELATED SERVICES

812 Offices of physicians (801, 803)
 820 Offices of dentists (802)
 821 Offices of chiropractors (8041)
 822 Offices of optometrists (8042)
 830 Offices of health practitioners, n.e.c. (8049)
 831 (K) Hospitals (806)
 832 Nursing and personal care facilities (805)
 840 Health services, n.e.c. (807, 808, 809)
 841 Legal services (81)
 842 (L) Elementary and secondary schools (821)
 850 (M) Colleges and universities (822)
 851 Business, trade, and vocational schools (824)
 852 Libraries (823)
 860 Educational services, n.e.c. (829)
 861 Job training and vocational rehabilitation services (833)
 862 Child day care services (835)
 870 Residential care facilities, without nursing (836)
 871 Social services, n.e.c. (832, 839)
 872 Museums, art galleries, and zoos (84)



Census
Code

PROFESSIONAL AND RELATED SERVICES (continued)

880 Religious organizations (886)
881 Membership organizations (881-885, 889)
882 Engineering, architectural, and surveying services (891)
890 Accounting, auditing, and bookkeeping services (893)
891 Noncommercial educational and scientific research (892)
892 Miscellaneous professional and related services (899)

PUBLIC ADMINISTRATION

900 Executive and legislative offices (911-913)
901 General government, n.e.c. (919)
910 Justice, public order, and safety (92)
921 Public finance, taxation, and monetary policy (93)
922 Administration of human resources programs (94)
930 Administration of environmental quality and housing programs (95)
931 Administration of economic programs (96)
932 National security and international affairs (97)


991 Member of the Armed Forces




APPENDIX B
RECORD TYPE COUNTS

The SIPP public-use microdata file consists of eight record types. Below is listed the number of records by record type on the Wave 7 relational file.

<u>Record Type</u>	<u>Count</u>
Sample Unit	14,662
Household	17,507
Family	71,015
Person	44,500
Wage-Salary	20,108
Self-Employment	2,638
General Type 1	15,092
General-Type 2	20,679







2.1 NAME AND ADDRESS		2.2 RELATIONSHIP TO YOU		2.3 BIRTH DATE AND PLACE		2.4 EDUCATION		2.5 OCCUPATION		2.6 CONTACT INFORMATION		2.7 ADDITIONAL INFORMATION	
2.1.1 NAME	2.1.2 ADDRESS	2.2.1 Code (Yes/No)	2.2.2 Relationship	2.3.1 Date of Birth	2.3.2 Place of Birth	2.4.1 School Name	2.4.2 Degree	2.5.1 Occupation	2.5.2 Dates	2.6.1 Phone	2.6.2 Email	2.7.1 Comments	2.7.2 Other
2.1.3 NAME	2.1.4 ADDRESS	2.2.3 Code (Yes/No)	2.2.4 Relationship	2.3.3 Date of Birth	2.3.4 Place of Birth	2.4.3 School Name	2.4.4 Degree	2.5.3 Occupation	2.5.4 Dates	2.6.3 Phone	2.6.4 Email	2.7.3 Comments	2.7.4 Other
2.1.5 NAME	2.1.6 ADDRESS	2.2.5 Code (Yes/No)	2.2.6 Relationship	2.3.5 Date of Birth	2.3.6 Place of Birth	2.4.5 School Name	2.4.6 Degree	2.5.5 Occupation	2.5.6 Dates	2.6.5 Phone	2.6.6 Email	2.7.5 Comments	2.7.6 Other
2.1.7 NAME	2.1.8 ADDRESS	2.2.7 Code (Yes/No)	2.2.8 Relationship	2.3.7 Date of Birth	2.3.8 Place of Birth	2.4.7 School Name	2.4.8 Degree	2.5.7 Occupation	2.5.8 Dates	2.6.7 Phone	2.6.8 Email	2.7.7 Comments	2.7.8 Other
2.1.9 NAME	2.1.10 ADDRESS	2.2.9 Code (Yes/No)	2.2.10 Relationship	2.3.9 Date of Birth	2.3.10 Place of Birth	2.4.9 School Name	2.4.10 Degree	2.5.9 Occupation	2.5.10 Dates	2.6.9 Phone	2.6.10 Email	2.7.9 Comments	2.7.10 Other

2.1.11 NAME AND ADDRESS

2.1.12 NAME AND ADDRESS

2.1.13 NAME AND ADDRESS

2.1.14 NAME AND ADDRESS

2.1.15 NAME AND ADDRESS

2.1.16 NAME AND ADDRESS

2.1.17 NAME AND ADDRESS

2.1.18 NAME AND ADDRESS

2.1.19 NAME AND ADDRESS

2.1.20 NAME AND ADDRESS

2.1.21 NAME AND ADDRESS

2.1.22 NAME AND ADDRESS

2.1.23 NAME AND ADDRESS

2.1.24 NAME AND ADDRESS

2.1.25 NAME AND ADDRESS

2.1.26 NAME AND ADDRESS

2.1.27 NAME AND ADDRESS

2.1.28 NAME AND ADDRESS

2.1.29 NAME AND ADDRESS

2.1.30 NAME AND ADDRESS

2.1.31 NAME AND ADDRESS

2.1.32 NAME AND ADDRESS

2.1.33 NAME AND ADDRESS

2.1.34 NAME AND ADDRESS

2.1.35 NAME AND ADDRESS

2.1.36 NAME AND ADDRESS

2.1.37 NAME AND ADDRESS

2.1.38 NAME AND ADDRESS

2.1.39 NAME AND ADDRESS

2.1.40 NAME AND ADDRESS

2.1.41 NAME AND ADDRESS

2.1.42 NAME AND ADDRESS

2.1.43 NAME AND ADDRESS

2.1.44 NAME AND ADDRESS

2.1.45 NAME AND ADDRESS

2.1.46 NAME AND ADDRESS

2.1.47 NAME AND ADDRESS

2.1.48 NAME AND ADDRESS

2.1.49 NAME AND ADDRESS

2.1.50 NAME AND ADDRESS

2.1.51 NAME AND ADDRESS

2.1.52 NAME AND ADDRESS

2.1.53 NAME AND ADDRESS

2.1.54 NAME AND ADDRESS

2.1.55 NAME AND ADDRESS

2.1.56 NAME AND ADDRESS

2.1.57 NAME AND ADDRESS

2.1.58 NAME AND ADDRESS

2.1.59 NAME AND ADDRESS

2.1.60 NAME AND ADDRESS

2.1.61 NAME AND ADDRESS

2.1.62 NAME AND ADDRESS

2.1.63 NAME AND ADDRESS

2.1.64 NAME AND ADDRESS

2.1.65 NAME AND ADDRESS

2.1.66 NAME AND ADDRESS

2.1.67 NAME AND ADDRESS

2.1.68 NAME AND ADDRESS

2.1.69 NAME AND ADDRESS

2.1.70 NAME AND ADDRESS

2.1.71 NAME AND ADDRESS

2.1.72 NAME AND ADDRESS

2.1.73 NAME AND ADDRESS

2.1.74 NAME AND ADDRESS

2.1.75 NAME AND ADDRESS

2.1.76 NAME AND ADDRESS

2.1.77 NAME AND ADDRESS

2.1.78 NAME AND ADDRESS

2.1.79 NAME AND ADDRESS

2.1.80 NAME AND ADDRESS

2.1.81 NAME AND ADDRESS

2.1.82 NAME AND ADDRESS

2.1.83 NAME AND ADDRESS

2.1.84 NAME AND ADDRESS

2.1.85 NAME AND ADDRESS

2.1.86 NAME AND ADDRESS

2.1.87 NAME AND ADDRESS

2.1.88 NAME AND ADDRESS

2.1.89 NAME AND ADDRESS

2.1.90 NAME AND ADDRESS

2.1.91 NAME AND ADDRESS

2.1.92 NAME AND ADDRESS

2.1.93 NAME AND ADDRESS

2.1.94 NAME AND ADDRESS

2.1.95 NAME AND ADDRESS


2.1.96 NAME AND ADDRESS


2.1.97 NAME AND ADDRESS


2.1.98 NAME AND ADDRESS

2.1.99 NAME AND ADDRESS

2.1.100 NAME AND ADDRESS







Form **SIPP-4700**
01/12/85U.S. DEPARTMENT OF COMMERCE
BUREAU OF THE ECONOMIC ANALYSIS**SURVEY OF INCOME
AND PROGRAM
PARTICIPATION**
1984 PANEL
WAVE 7 QUESTIONNAIRE**NOTICE** - Information on the Census Bureau is confidential by law (Title 13, U.S. Code). It may be seen only by those authorized employees and may be used only for statistical purposes.


F G M 6	1. Book	2. (cc 1) R.O. code	3a. (cc 2) PSU Segment Serial	b. (cc 3) Add. ID
	of			
4. (cc 17) R. Entry Add. ID		C. Name (cc 19a)		
		Last: _____ First, middle: _____ Middle: _____		
b. PERSON Number (cc 18)				
5. PERSON CHARACTERISTICS - Fill a, b, c, and d using the control card				
a. Relationship code (cc 19b)		b. Date of birth (cc 24) Month Day Year	c. Sex code (cc 28)	d. Marital status code (cc 26a)
6. Interviewer identification				
Code Name				

7. PERSON INTERVIEW STATUS		0900		Does ...'s person number begin with a "7"?	
a. Interview		0901		Yes	
1 <input type="checkbox"/> Self - SKIP to 8		0902		No - SKIP to section 7, item 1	
2 <input type="checkbox"/> Proxy - Fill 7a		0903		Was ... missed when household members were listed for wave 1?	
b. Person number of proxy		0904		Yes - SKIP to section 7, item 1	
_____ - SKIP to 8		0905		No	
c. Noninterview		0906		Type 2 refusal	
1 <input type="checkbox"/> Type 2 refusal		0907		Type 2 other	
2 <input type="checkbox"/> Type 2 other		0908		Date of interview for this person	
		0909		Month Day	
		0910		Fill start time in 9a, then go to Introduction	
		0911		Interview time for this person	
		0912		Start time	
		0913		Finish time	
		0914		Total interview time for this person	
		0915		Minutes	
		0916		Interviewer time for clerical review	
		0917		Start time	
		0918		Finish time	
		0919		Total interviewer time for clerical review	
		0920		Minutes	
		0921		Pre-interview transcription time	
		0922		Start time	
		0923		Finish time	
		0924		Total pre-interview time for transcription	
		0925		Minutes	
12. <input type="checkbox"/> Phone interview - Specify reason		0926		13a. We need to know where ... was living on (Read appropriate reference date). Was ... living in any of the kinds of places listed on this card? Show Flashcard U?	
		0927		1 <input type="checkbox"/> Yes	
		0928		2 <input type="checkbox"/> No - SKIP to 14	
		0929		ASK OR VERIFY -	
		0930		b. Which code on this card represents the kind of place ... was living in on (Read appropriate reference date)?	
		0931		1 <input type="checkbox"/> Armed Forces barracks	
		0932		2 <input type="checkbox"/> Outside the United States	
		0933		3 <input type="checkbox"/> Nonhousehold setting	
		0934		14. Was ... living alone on (Read appropriate reference date)?	
		0935		1 <input type="checkbox"/> Yes - SKIP to section 1, item 1	
		0936		2 <input type="checkbox"/> No	
		0937		15. How many people was ... living with on (Read appropriate reference date)?	
		0938		Enter number of persons	
		0939		16. Was ... the owner or renter of the residence where ... was living on (Read appropriate reference date)?	
		0940		1 <input type="checkbox"/> Yes - SKIP to section 1, item 1	
		0941		2 <input type="checkbox"/> No	
		0942		17. How is ... related to the person who owned or rented the residence where ... was living on (Read appropriate reference date)?	
		0943		1 <input type="checkbox"/> Husband	
		0944		2 <input type="checkbox"/> Wife	
		0945		3 <input type="checkbox"/> Own child (son or daughter)	
		0946		4 <input type="checkbox"/> Parent	
		0947		5 <input type="checkbox"/> Brother/Sister	
		0948		6 <input type="checkbox"/> Other relative	
		0949		7 <input type="checkbox"/> Non-relative	

INTRODUCTION INTERVIEWER INSTRUCTIONS - Read introduction once to each respondent. Do not repeat to another respondent who was in the room when you earlier read the introduction.

(As I described during my last visit, this survey is about the economic situation of people living in the United States. Most of the questions will be about ... a activities during _____, and _____. Here is a calendar that shows the 4 months we will be talking about. (Hand respondent Flashcard J.) This time period is very important, so if you have any questions about what period is being referred to during the interview, please ask me.

We need the most accurate and complete information possible. Please think carefully about each question, search your memory and take your time in answering. For some of the questions it will help to look up the answers by checking whatever records are available to you here. GO TO CHECK ITEM V.;



LABOR FORCE AND RECEIPIENCY

Section 1 — LABOR FORCE AND RECEIPIENCY

(SHOW FLASHCARD J)

FORM J

1. During the 4-month period outlined on this calendar, that is, from (4 months ago) thru (last month), did ... have a job or business, either full time or part time, even for only a few days?
 Mark "Yes" for active duty in the Armed Forces, any temporary or part-time work, and work without pay in a family business or farm.

1000

- 1 Yes — Mark "Worked" (code 170) on ISS and SKIP to 4
 2 No

2a. Even though ... did not have a job during this period, did ... spend any time looking for work or on layoff from a job?

1002

- 1 Yes
 2 No — SKIP to 3a

b. Please look at the calendar. In which weeks was ... looking for work or on layoff from a job?
 Mark (X) all that apply.

1004

xs ALL

- | | | |
|---------------------------------|----------------------------------|----------------------------------|
| 1006 <input type="checkbox"/> 1 | 1018 <input type="checkbox"/> 7 | 1030 <input type="checkbox"/> 13 |
| 1008 <input type="checkbox"/> 2 | 1020 <input type="checkbox"/> 8 | 1032 <input type="checkbox"/> 14 |
| 1010 <input type="checkbox"/> 3 | 1022 <input type="checkbox"/> 9 | 1034 <input type="checkbox"/> 15 |
| 1012 <input type="checkbox"/> 4 | 1024 <input type="checkbox"/> 10 | 1036 <input type="checkbox"/> 16 |
| 1014 <input type="checkbox"/> 5 | 1026 <input type="checkbox"/> 11 | 1038 <input type="checkbox"/> 17 |
| 1016 <input type="checkbox"/> 6 | 1028 <input type="checkbox"/> 12 | 1040 <input type="checkbox"/> 18 |

c. Could ... have taken a job during any of those weeks if one had been offered?

1042

- 1 Yes — SKIP to Check item R1
 2 No

d. What was the main reason ... could not take a job during those weeks?
 Mark (X) only one.

1044

- 1 Already had a job
 2 Temporary illness
 3 School
 4 Other — Specify _____

CHECK ITEM R1

Refer to item 2b.
 Is the "ALL" box marked in 2b?

1048

- 1 Yes — SKIP to 9a, page 4
 2 No — SKIP to 3b

3a. Were there any weeks in the 4-month period when ... wanted a job?

1046

- 1 Yes — SKIP to 3c
 2 No — SKIP to Check Item R8, page 4

b. I have recorded that there were weeks that ... did not work or look for work. Did ... want a job in those weeks?

1050

- 1 Yes
 2 No — SKIP to 9a, page 4

c. Could ... have taken a job in those weeks if one had been offered?

1052

- 1 Yes
 2 No — SKIP to 9a, page 4

d. During the weeks that ... wanted a job but was not looking for one, what was the main reason ... was not looking?
 Mark (X) only one.

1054

- 1 Believes no work available in line of work or area
 2 Couldn't find any work
 3 Lacks necessary schooling, training, skills, or experience
 4 Employers think too young or too old
 5 Other personal handicap in finding job
 6 Can't arrange child care
 7 Family responsibilities
 8 In school or other training
 9 Ill health, physical disability
 10 Other — Specify _____
 11 OK

SKIP to 9a, page 4

4. Did ... have a job or business, either full or part time, during EACH of the weeks in this period?
 Note that the person did not have to work each week.

1056

- 1 Yes
 2 No — SKIP to 6a

5a. Was ... absent without pay from ...'s job or business for any FULL weeks during the 4-month period?

1058

- 1 Yes
 2 No — SKIP to 8a, page 4

b. Please look at the calendar. In which weeks was ... absent without pay?
 Mark (X) all that apply.

1060

xs ALL


- | | | |
|---------------------------------|----------------------------------|----------------------------------|
| 1062 <input type="checkbox"/> 1 | 1074 <input type="checkbox"/> 7 | 1086 <input type="checkbox"/> 13 |
| 1064 <input type="checkbox"/> 2 | 1076 <input type="checkbox"/> 8 | 1088 <input type="checkbox"/> 14 |
| 1066 <input type="checkbox"/> 3 | 1078 <input type="checkbox"/> 9 | 1090 <input type="checkbox"/> 15 |
| 1068 <input type="checkbox"/> 4 | 1080 <input type="checkbox"/> 10 | 1092 <input type="checkbox"/> 16 |
| 1070 <input type="checkbox"/> 5 | 1082 <input type="checkbox"/> 11 | 1094 <input type="checkbox"/> 17 |
| 1072 <input type="checkbox"/> 6 | 1084 <input type="checkbox"/> 12 | 1096 <input type="checkbox"/> 18 |

c. What was the main reason ... was absent from ...'s job or business during those weeks?
 Mark (X) only one.

1098

- 1 On layoff
 2 Own illness
 3 On vacation
 4 Bad weather
 5 Labor dispute
 6 New job to begin within 30 days
 7 Other — Specify _____

SKIP to 8a, page 4



Section 1 - LABOR FORCE AND RECEIPIENCY (Continued)

SHOW FLASHCARD J1

6a. Please look at the calendar. In which weeks did ... have a job or business?

Mark (X) calendar below, "With a job or business." AND then mark appropriate boxes.

1100	<input type="checkbox"/>	1	1112	<input type="checkbox"/>	7	1124	<input type="checkbox"/>	13
1102	<input type="checkbox"/>	2	1114	<input type="checkbox"/>	8	1126	<input type="checkbox"/>	14
1104	<input type="checkbox"/>	3	1116	<input type="checkbox"/>	9	1128	<input type="checkbox"/>	15
1106	<input type="checkbox"/>	4	1118	<input type="checkbox"/>	10	1130	<input type="checkbox"/>	16
1108	<input type="checkbox"/>	5	1120	<input type="checkbox"/>	11	1132	<input type="checkbox"/>	17
1110	<input type="checkbox"/>	6	1122	<input type="checkbox"/>	12	1134	<input type="checkbox"/>	18

b. Of those weeks that ... had a job or business, was ... absent from work for any full weeks without pay?

1 Yes
2 No - SKIP to 7a

c. In which weeks was ... absent without pay?

1138	<input type="checkbox"/>	1	1150	<input type="checkbox"/>	7	1162	<input type="checkbox"/>	13
1140	<input type="checkbox"/>	2	1152	<input type="checkbox"/>	8	1164	<input type="checkbox"/>	14
1142	<input type="checkbox"/>	3	1154	<input type="checkbox"/>	9	1166	<input type="checkbox"/>	15
1144	<input type="checkbox"/>	4	1156	<input type="checkbox"/>	10	1168	<input type="checkbox"/>	16
1146	<input type="checkbox"/>	5	1158	<input type="checkbox"/>	11	1170	<input type="checkbox"/>	17
1148	<input type="checkbox"/>	6	1160	<input type="checkbox"/>	12	1172	<input type="checkbox"/>	18

d. What was the main reason ... was absent from ...'s job or business during those weeks?

Mark (X) only one.

1 On layoff
2 Own illness
3 On vacation
4 Bad weather
5 Labor dispute
6 New job to begin within 30 days
7 Other - Specify _____

7a. I have marked that there were some weeks in this period in which ... did NOT have a job or business. During that week or weeks did ... spend any time looking for work or on layoff?

1 Yes
2 No - SKIP to 7a

b. In which of these weeks was ... looking for work or on layoff from a job?

Mark (X) calendar below, "Looking for work or on layoff" AND then mark appropriate boxes.

1180	<input type="checkbox"/>	1	1192	<input type="checkbox"/>	7	1204	<input type="checkbox"/>	13
1182	<input type="checkbox"/>	2	1194	<input type="checkbox"/>	8	1206	<input type="checkbox"/>	14
1184	<input type="checkbox"/>	3	1196	<input type="checkbox"/>	9	1208	<input type="checkbox"/>	15
1186	<input type="checkbox"/>	4	1198	<input type="checkbox"/>	10	1210	<input type="checkbox"/>	16
1188	<input type="checkbox"/>	5	1200	<input type="checkbox"/>	11	1212	<input type="checkbox"/>	17
1190	<input type="checkbox"/>	6	1202	<input type="checkbox"/>	12	1214	<input type="checkbox"/>	18

c. Could ... have taken a job during those weeks if one had been offered?

1 Yes - SKIP to Check item R2
2 No

d. What was the main reason ... could not take a job during those weeks?

1 Already had a job
2 Temporary illness
3 School
4 Other - Specify _____

CHECKS ITEM R2 Refer to the Labor Force Calendar, below. Is each week of the 4-month period marked as "With a job or business" or "Looking for work or on layoff"?

1220 1 Yes - SKIP to 8a
2 No - SKIP to 7f

7b. Did ... want a job in those weeks when ... did not have one?

1222 1 Yes - SKIP to 7g
2 No - SKIP to 8a

f. I have marked that there were weeks in this period when ... did not have a job and was not looking for a job. Did ... want a job in those weeks? If necessary, refer to Labor Force calendar.

1224 1 Yes
2 No - SKIP to 8a

g. Could ... have taken a job during those weeks if one had been offered?


1226 1 Yes
2 No - SKIP to 8a

LABOR FORCE CALENDAR - Use when item 4 is marked "No"

WEEK →	1	2	3	4	5	6	7	8	9	10	11	12	13	14	15	16	17	18
With a job or business. Mark for item 6a.																		
Looking for work or on layoff (and without a job or business.) Mark for item 7b.																		

Section 1 - LABOR FORCE AND RECEIENCY (Continued)

<p>7h. During the weeks that . . . wanted a job but was not looking for one, what was the main reason . . . was not looking?</p> <p>Mark (X) only one.</p>	<p>1238</p> <p><input type="checkbox"/> 1 Believes no work available in line of work or area</p> <p><input type="checkbox"/> 2 Couldn't find any work</p> <p><input type="checkbox"/> 3 Lacks necessary schooling, training, skills, or experience</p> <p><input type="checkbox"/> 4 Employers think too young or too old</p> <p><input type="checkbox"/> 5 Other personal handicap in finding job</p> <p><input type="checkbox"/> 6 Can't arrange child care</p> <p><input type="checkbox"/> 7 Family responsibilities</p> <p><input type="checkbox"/> 8 In school or other training</p> <p><input type="checkbox"/> 9 Ill health, physical disability</p> <p><input type="checkbox"/> 10 Other - Specify _____</p> <p><input type="checkbox"/> 11 DK</p>
<p>8a. In the weeks that . . . worked during the 4-month period, how many hours did . . . usually work per week?</p>	<p>1239</p> <p><input type="text"/> Hours per week</p> <p><input type="checkbox"/> 1 None } SKIP to Check Item R4</p> <p><input type="checkbox"/> 2 DK }</p>
<p>CHECK ITEM R3: Refer to item 8a. Did . . . usually work 35 or more hours per week?</p>	<p>1232</p> <p><input type="checkbox"/> 1 Yes</p> <p><input type="checkbox"/> 2 No - SKIP to 8c</p>
<p>8b. Did . . . work fewer than 35 hours in any of the weeks that . . . worked during this period? Exclude time off WITH PAY because of holidays, vacation, days off or sickness.</p>	<p>1234</p> <p><input type="checkbox"/> 1 Yes</p> <p><input type="checkbox"/> 2 No - SKIP to Check item R4</p>
<p>c. In how many weeks did . . . work fewer than 35 hours during this 4-month period?</p>	<p>1235</p> <p><input type="checkbox"/> 1 All</p> <p><input type="text"/> Weeks</p>
<p>d. What was the main reason . . . worked fewer than 35 hours in these weeks?</p> <p>Mark (X) only one.</p>	<p>1236</p> <p><input type="checkbox"/> 1 Could not find a full-time job</p> <p><input type="checkbox"/> 2 Wanted to work part time</p> <p><input type="checkbox"/> 3 Health condition or disability</p> <p><input type="checkbox"/> 4 Normal working hours are fewer than 35 hours</p> <p><input type="checkbox"/> 5 Slack work or material shortage</p> <p><input type="checkbox"/> 6 Other - Specify _____</p>
<p>CHECK ITEM R4: Refer to item 8a, page 2. The response to item 8a is:</p>	<p>1238</p> <p><input type="checkbox"/> 1 Yes (or blank)</p> <p><input type="checkbox"/> 2 No - SKIP to Check item R5</p>
<p>9a. During this 4-month period, did . . . receive any State unemployment compensation payments?</p>	<p>1240</p> <p><input type="checkbox"/> 1 Yes - Mark "8" on ISS</p> <p><input type="checkbox"/> 2 No - SKIP to Check item R6</p>
<p>b. During this period, did . . . also receive any Supplemental Unemployment Benefits (SUB)?</p>	<p>1242</p> <p><input type="checkbox"/> 1 Yes - Mark "8" on ISS</p> <p><input type="checkbox"/> 2 No</p>
<p>CHECK ITEM R5: Is "Worked" marked on the ISS?</p>	<p>1244</p> <p><input type="checkbox"/> 1 Yes</p> <p><input type="checkbox"/> 2 No - SKIP to Check item R6</p>
<p>10. During this 4-month period did . . . receive any money from worker's compensation for any kind of job-related illness or injury?</p>	<p>1246</p> <p><input type="checkbox"/> 1 Yes - Mark "10" on ISS</p> <p><input type="checkbox"/> 2 No</p>
<p>CHECK ITEM R6: Was an interview obtained for . . . last reference period?</p>	<p>1248</p> <p><input type="checkbox"/> 1 Yes</p> <p><input type="checkbox"/> 2 No - SKIP to Check item R11, page 6</p>
<p>CHECK ITEM R7: Are any income types listed in the Income Roster?</p>	<p>1250</p> <p><input type="checkbox"/> 1 Yes</p> <p><input type="checkbox"/> 2 No - SKIP to 12a</p>
<p>NOTES</p>	



Section 1 -- LABOR FORCE AND RECIPIENCY (Continued)

11a. According to the information we obtained last time, ... had received (Read income types in 11b, column (2)) during (8 months ago) through (5 months ago). Was this information recorded correctly? Ask 11c

1251 Yes
 2 No -- Resolve problems and make appropriate entries in 11b, column (5)

b. INCOME ROSTER

Line No. (1)	Income type (2)	Income code (3)	This reference period (4)		Previous reference period (5)	
			1 2	1 2	Should not have been listed 1	Was not listed; should have been 2
1		1252	1254	1 <input type="checkbox"/> Yes -- Mark ISS 2 <input type="checkbox"/> No	1255	1 <input type="checkbox"/> 2 <input type="checkbox"/>
2		1256	1258	1 <input type="checkbox"/> Yes -- Mark ISS 2 <input type="checkbox"/> No	1259	1 <input type="checkbox"/> 2 <input type="checkbox"/>
3		1260	1262	1 <input type="checkbox"/> Yes -- Mark ISS 2 <input type="checkbox"/> No	1263	1 <input type="checkbox"/> 2 <input type="checkbox"/>
4		1264	1266	1 <input type="checkbox"/> Yes -- Mark ISS 2 <input type="checkbox"/> No	1267	1 <input type="checkbox"/> 2 <input type="checkbox"/>
5		1268	1270	1 <input type="checkbox"/> Yes -- Mark ISS 2 <input type="checkbox"/> No	1271	1 <input type="checkbox"/> 2 <input type="checkbox"/>
6		1272	1274	1 <input type="checkbox"/> Yes -- Mark ISS 2 <input type="checkbox"/> No	1275	1 <input type="checkbox"/> 2 <input type="checkbox"/>
7		1276	1278	1 <input type="checkbox"/> Yes -- Mark ISS 2 <input type="checkbox"/> No	1279	1 <input type="checkbox"/> 2 <input type="checkbox"/>
8		1280	1282	1 <input type="checkbox"/> Yes -- Mark ISS 2 <input type="checkbox"/> No	1283	1 <input type="checkbox"/> 2 <input type="checkbox"/>

c. During the past 4 months, that is ... and ... did ... get income from (Read income types in 11b, column (2))?

MARK (X) APPROPRIATE BOX IN ITEM 11b, COLUMN (4) FOR EACH INCOME TYPE LISTED.

12a. During this 4-month period, did ... get any income from the Federal Government (that we haven't talked about)?

1284 Yes
 2 No -- SKIP to 13a

b. What was it called?

Anything else?

Mark (X) all that apply.

- 1285 Social Security -- Mark "1" on ISS
 1286 Federal Supplemental Security Income (Federal SSI) -- Mark "3" on ISS
 1287 A serviceman's or widow's pension from the Veterans Administration (VA) -- Mark "8" on ISS
 1288 Anything else -- Mark appropriate code on ISS and specify

1289

13a. During this 4-month period, did ... receive any (other) pension, disability, retirement, or survivor income (that we haven't talked about)?

1295 Yes
 2 No -- SKIP to Check item B8

b. What was the source of this income?

Anything else?

Mark (X) all that apply.

- 1296 U.S. Government Railroad Retirement -- Mark "2" on ISS
 1300 Black Lung payments -- Mark "9" on ISS
 1302 Worker's Compensation -- Mark "10" on ISS
 1304 Payments from a sickness, accident or disability insurance policy purchased on your own -- Mark "13" on ISS
 1308 Pension from company or union -- Mark "30" on ISS
 1309 Federal Civil Service or other Federal civilian employee pension -- Mark "31" on ISS
 1310 U.S. Military retirement pay (exclude payments from the Veterans Administration) -- Mark "32" on ISS
 1312 National Guard or Reserve Forces retirement -- Mark "33" on ISS
 1314 State government pension -- Mark "34" on ISS
 1316 Local government pension -- Mark "35" on ISS
 1318 Income from paid-up life insurance policies or annuities -- Mark "36" on ISS
 1320 Other or DK -- Specify and enter code from income source list. If income type is not listed or DK, enter code "38" -- Mark ISS

1321

CHECK ITEM B9

Is "Medicare" marked for ... on an item 47?


1324 Yes -- Mark "172" on ISS and SKIP to Check item B23, page B
 2 No

.

Section 1 — LABOR FORCE AND RECIPIENCY (Continued)			
CHECK ITEM R13	Is "Disabled" marked for ... on cc item 47?	1328	1 <input type="checkbox"/> Yes — Mark "171" on ISS and SKIP to 23a, page 8 2 <input type="checkbox"/> No
CHECK ITEM R14	Is ... 65 years of age or over?	1328	1 <input type="checkbox"/> Yes — SKIP to 23a, page 8 2 <input type="checkbox"/> No — SKIP to Check Item R23, page 8
CHECK ITEM R15	Refer to Control Card item 32a. Is ... a veteran of the U.S. Armed Forces? Mark "No" if currently in Armed Forces. ("Yes" marked in cc item 32c)	1330	1 <input type="checkbox"/> Yes 2 <input type="checkbox"/> No — SKIP to Check Item R12
14a.	How long did ... serve on active duty in the Armed Forces?	1332	1 <input type="checkbox"/> Less than 6 months 2 <input type="checkbox"/> 6 to 23 months 3 <input type="checkbox"/> 2 to 19 years 4 <input type="checkbox"/> 20 or more years x1 <input type="checkbox"/> OK
b.	Does ... have a service connected disability; that is, a health condition or impairment caused or made worse by military service?	1334	1 <input type="checkbox"/> Yes 2 <input type="checkbox"/> No } SKIP to 14d x1 <input type="checkbox"/> OK
c.	What is ...'s VA percent disability rating? Use the following probe if needed: (Such as 0, 10, 20, 30, 40, 50, 60, 70, 80, 90, 100%)	1336	<input type="text"/> <input type="text"/> <input type="text"/> x2 <input type="checkbox"/> 0% x1 <input type="checkbox"/> OK x3 <input type="checkbox"/> Ref. 10x <input type="checkbox"/> No rating
d.	During this 4-month period did ... receive pension or compensation payments from the Veterans Administration? (Exclude regular military retirement pay, insurance proceeds, and GI Bill benefits.)	1338	1 <input type="checkbox"/> Yes — Mark "B" on ISS 2 <input type="checkbox"/> No
CHECK ITEM R16	Is ... 18 years of age or over?	1340	1 <input type="checkbox"/> Yes 2 <input type="checkbox"/> No — SKIP to 16a
15a.	During this 4-month period, did ... receive any Social Security payments?	1342	1 <input type="checkbox"/> Yes — Mark "1" on ISS 2 <input type="checkbox"/> No — SKIP to Check Item R14
CHECK ITEM R17	Is ... 65 years of age or over?	1344	1 <input type="checkbox"/> Yes — SKIP to 16a 2 <input type="checkbox"/> No
15b.	What is the reason ... is getting Social Security, is it because ... is (Read categories) — Mark (X) only one.	1346	1 <input type="checkbox"/> Retired? 2 <input type="checkbox"/> Disabled? 3 <input type="checkbox"/> Widowed/ or surviving child? 4 <input type="checkbox"/> Spouse or dependent child? 5 <input type="checkbox"/> Some other reason } SKIP to 16a x1 <input type="checkbox"/> OK
c.	Sometimes people get Social Security for more than one reason. Is there another reason ... receives Social Security?	1348	1 <input type="checkbox"/> Retired 2 <input type="checkbox"/> Disabled 3 <input type="checkbox"/> Widowed/ or surviving child 4 <input type="checkbox"/> Spouse or dependent child 5 <input type="checkbox"/> No other reason } SKIP to 16a x1 <input type="checkbox"/> OK
CHECK ITEM R18	Refer to Control Card item 27. Is ... the designated parent or guardian of children under 18 who live in this household?	1350	1 <input type="checkbox"/> Yes 2 <input type="checkbox"/> No — SKIP to 16a
15d.	During the 4-month period did ... receive any Social Security payments especially for ...'s children (under 18)?	1352	1 <input type="checkbox"/> Yes — Mark "1" on ISS 2 <input type="checkbox"/> No
16a.	During this 4-month period did ... receive any SSI (Supplemental Security Income) payments from the U.S. Government?	1354	1 <input type="checkbox"/> Yes — Mark "3" on ISS 2 <input type="checkbox"/> No — SKIP to Check Item R15
b.	Did ... also receive a SEPARATE SSI payment from the State or local welfare office during these months?	1356	1 <input type="checkbox"/> Yes — Mark "4" on ISS 2 <input type="checkbox"/> No
CHECK ITEM R19	Is ... 40 years of age or over?	1358	1 <input type="checkbox"/> Yes 2 <input type="checkbox"/> No — SKIP to 16a
17a.	Has ... ever retired from a job or business? (Include retirement from the military.)	1360	1 <input type="checkbox"/> Yes 2 <input type="checkbox"/> No — SKIP to Check Item R18
b.	During the 4-month period did ... receive any retirement income other than Social Security?	1362	1 <input type="checkbox"/> Yes 2 <input type="checkbox"/> No — SKIP to 17d
NOTES			

Section 1 — LABOR FORCE AND RECEIPIENCY (Continued)

<p>17c. What kind of retirement income? Anything else? Mark (X) all that apply.</p>	<p>1364 <input type="checkbox"/> U.S. Government Railroad Retirement — Mark "2" on ISS 1368 <input type="checkbox"/> Pension from company or union — Mark "30" on ISS 1369 <input type="checkbox"/> Federal Civil Service or other Federal civilian employee pension — Mark "31" on ISS 1370 <input type="checkbox"/> U.S. Military retirement pay (exclude payments from the Veterans Administration) — Mark "32" on ISS 1372 <input type="checkbox"/> National Guard or Reserve Forces retirement — Mark "33" on ISS 1374 <input type="checkbox"/> State government pension — Mark "34" on ISS 1376 <input type="checkbox"/> Local government pension — Mark "35" on ISS 1378 <input type="checkbox"/> Other or DK — Specify and enter code from income source list. If income type not listed or "DK," enter code "38" — Mark ISS. 1380 <input type="checkbox"/></p>
<p>d. During this 4-month period, did ... receive any regular income from a paid-up life insurance policy or any other annuities?</p>	<p>1382 <input type="checkbox"/> Yes — Mark "36" on ISS <input type="checkbox"/> No</p>
<p>CHECK ITEM R17 Is ... 70 years of age or over?</p>	<p>1384 <input type="checkbox"/> Yes — SKIP to Check Item R17 <input type="checkbox"/> No</p>
<p>18a. Does ... have a physical, mental, or other health condition which limits the kind or amount of work ... can do?</p>	<p>1388 <input type="checkbox"/> Yes — Mark "171" on ISS <input type="checkbox"/> No — SKIP to Check Item R17</p>
<p>b. During this 4-month period, did ... receive any income because of ...'s health condition or disability? (Other than Social Security, SS1, or VA2)</p>	<p>1388 <input type="checkbox"/> Yes <input type="checkbox"/> No <input type="checkbox"/> DK } SKIP to Check Item R17</p>
<p>g. What kind of income? Anything else? Mark (X) all that apply.</p>	<p>1390 <input type="checkbox"/> U.S. Government Railroad Retirement — Mark "2" on ISS 1392 <input type="checkbox"/> Black Lung payments — Mark "9" on ISS 1394 <input type="checkbox"/> Worker's Compensation — Mark "10" on ISS 1398 <input type="checkbox"/> Payments from a sickness, accident or disability insurance policy purchased on your own — Mark "13" on ISS 1399 <input type="checkbox"/> Pension from company or union — Mark "30" on ISS 1400 <input type="checkbox"/> Federal Civil Service or other Federal civilian employee pension — Mark "31" on ISS 1402 <input type="checkbox"/> U.S. Military retirement pay (exclude payments from the Veterans Administration) — Mark "32" on ISS 1408 <input type="checkbox"/> State government pension — Mark "34" on ISS 1409 <input type="checkbox"/> Local government pension — Mark "35" on ISS 1410 <input type="checkbox"/> Other or DK — Specify and enter code from income source list. If income type not listed or "DK," enter code "38" — Mark ISS. 1412 <input type="checkbox"/></p>
<p>CHECK ITEM R17 Refer to Control Card item 28a. What is ...'s marital status?</p>	<p>1414 <input type="checkbox"/> Married — SKIP to 20 <input type="checkbox"/> Widowed — SKIP to 22a <input type="checkbox"/> Divorced <input type="checkbox"/> Separated <input type="checkbox"/> Never married — SKIP to Check item R18</p>
<p>19. Did ... receive any alimony (or support payments other than child support) during the 4-month period?</p>	<p>1418 <input type="checkbox"/> Yes — Mark "29" on ISS and SKIP to Check Item R18 <input type="checkbox"/> No x1 <input type="checkbox"/> DK } SKIP to Check item R18 x2 <input type="checkbox"/> Ref.</p>
<p>20. (People who have been widowed or divorced sometimes receive income because of their former marriage.) Has ... ever been widowed or divorced?</p>	<p>1419 <input type="checkbox"/> Widowed — SKIP to 22a <input type="checkbox"/> Divorced <input type="checkbox"/> Both widowed and divorced <input type="checkbox"/> No — SKIP to Check Item R21</p>
<p>CHECK ITEM R18 Refer to Control Card item 27. Is ... the designated parent or guardian of children under 18 who live in this household?</p>	<p>1420 <input type="checkbox"/> Yes <input type="checkbox"/> No — SKIP to Check Item R19</p>
<p>21. Did ... receive any child support payments during this 4-month period? (Exclude child support paid through the welfare office.)</p>	<p>1422 <input type="checkbox"/> Yes — Mark "28" on ISS <input type="checkbox"/> No x1 <input type="checkbox"/> DK x2 <input type="checkbox"/> Ref.</p>




Section 1 - LABOR FORCE AND RECIPIENCY (Continued)

CHECK ITEM R20	Is "Both widowed and divorced" box marked in 20?	1426	<input type="checkbox"/> Yes <input type="checkbox"/> No - SKIP to Check Item R21
22a.	During this 4-month period, did ... receive any pensions or annuities as a widow(er) (other than Social Security)?	1438	<input type="checkbox"/> Yes <input type="checkbox"/> No <input type="checkbox"/> DK } SKIP to Check Item R21
b.	What kind of income was this? Was there anything else? (SHOW FLASHCARD XI) Mark (X) all that apply.	1428	<input type="checkbox"/> U.S. Government Railroad Retirement - Mark "2" on ISS <input type="checkbox"/> Veterans Compensation or pension - Mark "8" on ISS <input type="checkbox"/> Black Lung payments - Mark "9" on ISS <input type="checkbox"/> Pension from company or union - Mark "30" on ISS <input type="checkbox"/> Federal Civil Service or other Federal civilian employee pension - Mark "31" on ISS <input type="checkbox"/> U.S. Military retirement pay (exclude payments from the Veterans Administration) - Mark "32" on ISS <input type="checkbox"/> National Guard or Reserve Forces retirement - Mark "33" on ISS <input type="checkbox"/> State government pension - Mark "34" on ISS <input type="checkbox"/> Local government pension - Mark "35" on ISS <input type="checkbox"/> Income from paid-up life insurance policies or annuities - Mark "36" on ISS <input type="checkbox"/> Payments from estate or trust - Mark "37" on ISS <input type="checkbox"/> Other or DK - Specify and enter code from income source list. If income type not listed or "DK," enter code "38" - Mark ISS
CHECK ITEM R20	Is "Veterans Compensation or pension" marked in 22b?	1464	<input type="checkbox"/> Yes <input type="checkbox"/> No - SKIP to Check Item R21
22c.	Did ...'s late spouse die while in the service or from a service-related injury?	1458	<input type="checkbox"/> Yes, in the service <input type="checkbox"/> Yes, from service-related injury <input type="checkbox"/> No
CHECK ITEM R20	Is ... 65 years of age or over?	1459	<input type="checkbox"/> Yes - SKIP to 23a <input type="checkbox"/> No
CHECK ITEM R22	Refer to item 18a. Is ... disabled?	1460	<input type="checkbox"/> Yes <input type="checkbox"/> No - SKIP to Check Item R23
23a.	Medicare is a health insurance program for disabled persons and persons 65 or over. People covered by Medicare have a card that looks like this (SHOW FLASHCARD U). Was ... covered by Medicare?	1462	<input type="checkbox"/> Yes - Mark "172" on ISS <input type="checkbox"/> No <input type="checkbox"/> DK } SKIP to Check Item R23
b.	May I see ...'s Medicare card to record the claim number and type of coverage?	1464	<div style="display: flex; align-items: center;"> <div style="border: 1px solid black; width: 40px; height: 20px; margin-right: 5px;"></div> <div style="border: 1px solid black; width: 40px; height: 20px; margin-right: 5px;"></div> <div style="margin: 0 5px;">-</div> <div style="border: 1px solid black; width: 40px; height: 20px; margin-right: 5px;"></div> <div style="margin: 0 5px;">-</div> <div style="border: 1px solid black; width: 40px; height: 20px; margin-right: 5px;"></div> <div style="margin: 0 5px;">-</div> <div style="border: 1px solid black; width: 40px; height: 20px;"></div> </div> <p style="text-align: center;">★</p> <p style="text-align: center;">TYPE OF COVERAGE</p> <input type="checkbox"/> Hospital only (Type A) <input type="checkbox"/> Medical only (Type B) <input type="checkbox"/> Both hospital and medical (Types A and B) <input type="checkbox"/> Card not available - ASK 23c
c.	(This information is especially important for the purposes of this survey.) If I were to call later would you be able to provide me with ...'s Medicare number?	1470	<input type="checkbox"/> Yes - Mark Reminder Card, item 2 <input type="checkbox"/> No
d.	Medicare has an optional feature which costs extra and helps pay for doctor bills. Does ...'s Medicare help pay for doctor bills?	1472	<input type="checkbox"/> Yes <input type="checkbox"/> No <input type="checkbox"/> DK
CHECK ITEM R22	Refer to Control Card item 27. Is ... the designated parent or guardian of children under 18 who live in this household?	1474	<input type="checkbox"/> Yes - SKIP to Check Item R26 <input type="checkbox"/> No
CHECK ITEM R24	Is ... 18 years of age or over?	1478	<input type="checkbox"/> Yes <input type="checkbox"/> No - SKIP to 27a
CHECK ITEM R25	Is ISS code "27" (Food stamp) listed in the Income Roster (Item 11b, page 5)?	1479	<input type="checkbox"/> Yes - SKIP to Check Item R26 <input type="checkbox"/> No
24.	Was ... authorized to receive food stamps at any time during the 4-month period? (An authorized person is one whose name appears on a certification card.)	1480	<input type="checkbox"/> Yes - Mark "27" on ISS <input type="checkbox"/> No




Section 1 – LABOR FORCE AND RECIPIENCY (Continued)

CHECK ITEM R26	Interview status of ...'s spouse.	1481	<input type="checkbox"/> No spouse in household <input type="checkbox"/> Interview for spouse not yet conducted <input type="checkbox"/> Interview for spouse already conducted – SKIP to Check Item R27												
25a.	(Other than what we have already mentioned) During the 4-month period, did ... receive any (other) welfare (such as AFDC, WIC, or General Assistance) (for ... or ...'s children)? (Exclude energy assistance.)	1483	<input type="checkbox"/> Yes <input type="checkbox"/> No – SKIP to Check Item R27												
b.	What kind of welfare did ... receive? Anything else? Mark (X) all that apply.	1485	<input type="checkbox"/> AFDC – Mark "20" on ISS												
		1488	<input type="checkbox"/> General Assistance or General Relief – Mark "21" on ISS												
		1490	<input type="checkbox"/> Indian, Cuban or Refugee Assistance – Mark "22" on ISS												
		1492	<input type="checkbox"/> Foster Child Care – Mark "23" on ISS												
		1484	<input type="checkbox"/> WIC – Mark "25" on ISS												
		1496	<input type="checkbox"/> Other or DK – Specify and enter code from income source list. If income type not listed or "DK", enter code "24" – Mark ISS												
		1438													
CHECK ITEM R27	Is "Medicaid" marked for ... on cc item 47?	1500	<input type="checkbox"/> Yes – SKIP to 26b <input type="checkbox"/> No												
26a.	(Refer to FLASHCARD M for Medicaid name.) During the 4-month period was ... covered by (Use local name for Medicaid) or another public assistance program that pays for medical care?	1502	<input type="checkbox"/> Yes – Mark "173" on ISS } SKIP to Check Item R28 <input type="checkbox"/> No												
b.	(Refer to FLASHCARD M for Medicaid name.) According to our last visit ... was covered by (Use local name for Medicaid). Was ... covered by it at any time during the 4-month period?	1504	<input type="checkbox"/> Yes – Mark "173" on ISS <input type="checkbox"/> No												
CHECK ITEM R28	Refer to Control Card Item 27. Is ... the designated parent or guardian of children under 18 who live in this household?	1506	<input type="checkbox"/> Yes <input type="checkbox"/> No – SKIP to Check item R29												
26c.	Were any of ...'s children (under 18) covered by (Use local name for Medicaid)?	1508	<input type="checkbox"/> Yes <input type="checkbox"/> No – SKIP to Check item R29												
d.	Which children were covered?	1510	<input type="checkbox"/> All children OR												
		1512	<table border="1"> <thead> <tr> <th>Person No</th> <th>Name</th> </tr> </thead> <tbody> <tr> <td> </td> <td> </td> </tr> <tr> <td> </td> <td> </td> </tr> <tr> <td> </td> <td> </td> </tr> <tr> <td> </td> <td> </td> </tr> <tr> <td> </td> <td> </td> </tr> </tbody> </table>	Person No	Name										
Person No	Name														
		1514													
		1518													
		1518													
		1520													
CHECK ITEM R29	Was ... or ...'s children (under 18) covered by Medicaid?	1524	<input type="checkbox"/> Yes <input type="checkbox"/> No – SKIP to 27a												
26e.	Was ... (and ...'s children) covered during the entire 4-month period?	1528	<input type="checkbox"/> Yes – SKIP to 27a <input type="checkbox"/> No												
f.	In which months was ... (and ...'s children) covered? Mark (X) all that apply.	1628	<input type="checkbox"/> Last month												
		1630	<input type="checkbox"/> 2 months ago												
		1632	<input type="checkbox"/> 3 months ago												
		1634	<input type="checkbox"/> 4 months ago												
NOTES															



Section 1 - LABOR FORCE AND RECEIPIENCY (Continued)

<p>27a. During the 4-month period, did ... have group or individual health insurance in ...'s own name? (Exclude Medicaid, Medicare, CHAMPUS, CHAMPVA and plans paying benefits only for accidents or specific diseases.)</p> <p>ASK OR VERIFY -</p>	<p>1535 <input type="checkbox"/> Yes - SKIP to 27c <input type="checkbox"/> No</p>																										
<p>b. Was ... covered by a health insurance plan in somebody else's name?</p>	<p>1537 <input type="checkbox"/> Yes } SKIP to Check Item R30 <input type="checkbox"/> No }</p>																										
<p>c. Did ... have a health insurance plan during the entire 4-month period?</p>	<p>1538 <input type="checkbox"/> Yes - SKIP to 27e <input type="checkbox"/> No</p>																										
<p>d. In which months did ... have a plan? Mark (X) all that apply.</p>	<p>1540 <input type="checkbox"/> Last month 1542 <input type="checkbox"/> 2 months ago 1544 <input type="checkbox"/> 3 months ago 1546 <input type="checkbox"/> 4 months ago</p>																										
<p>e. Did ... have a health plan provided through an employer or union (or through a former employer or a pension plan)?</p>	<p>1548 <input type="checkbox"/> Yes <input type="checkbox"/> No - SKIP to 27g</p>																										
<p>f. Did the employer or union (former employer or pension plan) pay for part or all of the cost of this plan?</p>	<p>1550 <input type="checkbox"/> All <input type="checkbox"/> Part x3 <input type="checkbox"/> None</p>																										
<p>g. Was this an individual plan or a family plan?</p>	<p>1552 <input type="checkbox"/> Individual - SKIP to Check Item R30 <input type="checkbox"/> Family</p>																										
<p>h. Did ...'s health plan cover all the persons living here?</p>	<p>1554 <input type="checkbox"/> Yes - SKIP to Check Item R32 <input type="checkbox"/> No</p>																										
<p>i. Other than ..., which persons in this household were covered by ...'s plan?</p>	<table border="1"> <thead> <tr> <th>Person No.</th> <th>Name</th> </tr> </thead> <tbody> <tr> <td>1564</td> <td>_____</td> </tr> <tr> <td>1566</td> <td>_____</td> </tr> <tr> <td>1568</td> <td>_____</td> </tr> <tr> <td>1570</td> <td>_____</td> </tr> <tr> <td>1572</td> <td>_____</td> </tr> <tr> <td>1574</td> <td>_____</td> </tr> <tr> <td>1576</td> <td>_____</td> </tr> <tr> <td>1578</td> <td>_____</td> </tr> <tr> <td>1580</td> <td>_____</td> </tr> <tr> <td>1582</td> <td>_____</td> </tr> <tr> <td>1584</td> <td>_____</td> </tr> <tr> <td>1586</td> <td>x3 <input type="checkbox"/> None</td> </tr> </tbody> </table>	Person No.	Name	1564	_____	1566	_____	1568	_____	1570	_____	1572	_____	1574	_____	1576	_____	1578	_____	1580	_____	1582	_____	1584	_____	1586	x3 <input type="checkbox"/> None
Person No.	Name																										
1564	_____																										
1566	_____																										
1568	_____																										
1570	_____																										
1572	_____																										
1574	_____																										
1576	_____																										
1578	_____																										
1580	_____																										
1582	_____																										
1584	_____																										
1586	x3 <input type="checkbox"/> None																										
<p>CHECK ITEM R30 Refer to Control Card item 27. Is ... the designated parent or guardian of children under 18 who live in this household?</p>	<p>1588 <input type="checkbox"/> Yes <input type="checkbox"/> No - SKIP to Check Item R32</p>																										
<p>CHECK ITEM R31 Have each of these children already been identified as members of a family health insurance plan?</p>	<p>1570 <input type="checkbox"/> Yes <input type="checkbox"/> No x1 <input type="checkbox"/> DK } SKIP to 27k</p>																										
<p>27j. I have recorded that all of ...'s children were covered by a health insurance plan - is that correct?</p>	<p>1572 <input type="checkbox"/> Yes - SKIP to Check Item R32 <input type="checkbox"/> No</p>																										
<p>k. Were any of (Which of) ...'s children (were) covered by a health insurance plan? (Exclude Medicaid, Medicare, CHAMPUS, CHAMPVA and plans paying benefits only for accidents or specific diseases.)</p>	<p>1574 x3 <input type="checkbox"/> All children</p> <p>OR</p> <table border="1"> <thead> <tr> <th>Person No.</th> <th>Name</th> </tr> </thead> <tbody> <tr> <td>1576</td> <td>_____</td> </tr> <tr> <td>1578</td> <td>_____</td> </tr> <tr> <td>1580</td> <td>_____</td> </tr> <tr> <td>1582</td> <td>_____</td> </tr> <tr> <td>1584</td> <td>_____</td> </tr> <tr> <td>1586</td> <td>x3 <input type="checkbox"/> None</td> </tr> </tbody> </table>	Person No.	Name	1576	_____	1578	_____	1580	_____	1582	_____	1584	_____	1586	x3 <input type="checkbox"/> None												
Person No.	Name																										
1576	_____																										
1578	_____																										
1580	_____																										
1582	_____																										
1584	_____																										
1586	x3 <input type="checkbox"/> None																										
<p>CHECK ITEM R32 Are any assets listed in the Asset Roster?</p>	<p>1588 <input type="checkbox"/> Yes <input type="checkbox"/> No - SKIP to 29a</p>																										



Section 1 — LABOR FORCE AND RECIPIENCY (Continued)

28a. According to the information we obtained last time, ... had (Read asset types in 28b, column (2)) during (6 months ago) through (5 months ago). Was this information recorded correctly? ASK 28c

1 Yes
 2 No — Resolve problems and make appropriate entries in 28b, column (5)

b. ASSET ROSTER

LINE No. (1)	Asset type (2)	Asset code (3)	This reference period (4)	Previous reference period (5)	
				Should not have been listed	Was not listed; should have been
1		1590	1592 1 <input type="checkbox"/> Yes — Mark ISS 2 <input type="checkbox"/> No	1593	<input type="checkbox"/> <input type="checkbox"/>
2		1594	1596 1 <input type="checkbox"/> Yes — Mark ISS 2 <input type="checkbox"/> No	1597	<input type="checkbox"/> <input type="checkbox"/>
3		1598	1600 1 <input type="checkbox"/> Yes — Mark ISS 2 <input type="checkbox"/> No	1601	<input type="checkbox"/> <input type="checkbox"/>
4		1602	1604 1 <input type="checkbox"/> Yes — Mark ISS 2 <input type="checkbox"/> No	1605	<input type="checkbox"/> <input type="checkbox"/>
5		1606	1608 1 <input type="checkbox"/> Yes — Mark ISS 2 <input type="checkbox"/> No	1609	<input type="checkbox"/> <input type="checkbox"/>
6		1610	1612 1 <input type="checkbox"/> Yes — Mark ISS 2 <input type="checkbox"/> No	1613	<input type="checkbox"/> <input type="checkbox"/>
7		1614	1616 1 <input type="checkbox"/> Yes — Mark ISS 2 <input type="checkbox"/> No	1617	<input type="checkbox"/> <input type="checkbox"/>
8		1618	1620 1 <input type="checkbox"/> Yes — Mark ISS 2 <input type="checkbox"/> No	1621	<input type="checkbox"/> <input type="checkbox"/>

c. During the past 4 months, that is ... and ... did ... still own (have) (Read assets in 28b, column (2))?

MARK (X) APPROPRIATE BOX IN ITEM 28b, COLUMN (4) FOR EACH ASSET TYPE LISTED.

28a. (In addition to the assets we have already mentioned) During the 4-month period did ... have any (other) kinds of assets which earn interest or bring in money, such as the ones shown on this card? (SHOW FLASHCARD N.)

1 Yes
 2 No
 x1 DK. } SKIP to Check Item R33
 x2 Ref. }


b. Which kinds of these assets did ... own? Any others? (Exclude IRA and Keogh accounts)

- 1624 1 Regular or passbook savings accounts — Mark "100" on ISS
- 1628 2 Money market deposit accounts — Mark "101" on ISS
- 1630 3 Certificates of deposit or other savings certificates — Mark "102" on ISS
- 1632 4 NOW, Super NOW, or other interest-earning checking accounts — Mark "103" on ISS
- 1634 5 Money market funds — Mark "104" on ISS
- 1636 6 U. S. Government securities — Mark "105" on ISS
- 1640 7 Municipal or corporate bonds — Mark "108" on ISS
- 1642 8 Mortgages — Mark "130" on ISS
- 1644 9 U. S. Savings Bonds (E, EE) — Mark "174" on ISS
- 1646 10 Other interest-earning assets — Mark "107" on ISS and specify
- 1648 11 Stocks or mutual fund shares — Mark "110" on ISS
- 1650 12 Rental property — Mark "120" on ISS
- 1652 13 Royalties — Mark "140" on ISS
- 1654 14 Other financial investments — Mark "150" on ISS and specify

CHECK ITEM R33? Is ... 17 to 49 years of age?

- 1638 1 Yes
 2 No — SKIP to Check Item R36

NOTES



Section 1a – USE OF FEEDBACK FORM

340a

CHECK ITEM#	Is a Feedback Form in your assignment for this person?	9000	<input type="checkbox"/> Yes <input type="checkbox"/> No – SKIP to Check Item F3
CHECK ITEM#	Refer to top of feedback form. Is this person a self-respondent or the same proxy as in Wave 4?	9002	<input type="checkbox"/> Yes – Self-respondent <input type="checkbox"/> Yes – Same proxy <input type="checkbox"/> No – SKIP to Check Item F3; Do NOT give feedback form to respondent


INTERVIEWER INSTRUCTION

1. Hand respondent feedback form.
2. Read Statement F to respondent and answer any questions.

STATEMENT F → Read to respondent: This form contains a listing of . . . 's assets as we recorded them in our interview of one year ago. You may find it helpful to refer to this form when I ask about . . . 's current assets. I will refer you to the appropriate place on the form as we go along.

CHECK ITEM#	Are any income types, assets, "worked" or "other educational assistance" marked on the ISS?	9004	<input type="checkbox"/> Yes – Go to Check Item E1, page 13 <input type="checkbox"/> No – SKIP to Statement A, page E0
--------------------	---	-------------	---

NOTES



Section 2 — EARNINGS AND EMPLOYMENT


341

CHECK ITEM 7E	Is "Worked" marked on the ISS?	1712	1 <input type="checkbox"/> Yes 2 <input type="checkbox"/> No — SKIP to First ISS Code marked on Check Item P1, page 45
1a.	You said ... worked during the 4-month period. Was ... working for an employer or was ... self-employed? (Include unpaid worker in family business or farm as working for an employer.)	1714	1 <input type="checkbox"/> Worked for employer only 2 <input type="checkbox"/> Self-employed only — SKIP to Statement B, page 18 3 <input type="checkbox"/> Both worked for employer and self-employed
b.	How many different employers did ... work for during this 4-month period?	1718	1 <input type="checkbox"/> 1 employer 2 <input type="checkbox"/> 2 employers 3 <input type="checkbox"/> 3 or more employers
CHECK ITEM 8	Is "Both worked for employer and self-employed" marked in 1a?	1718	1 <input type="checkbox"/> Yes 2 <input type="checkbox"/> No — SKIP to 2a

STATEMENT A ... worked for an employer and was also self-employed. The first questions will be about ...'s work for an employer.

NOTES

Section 2 - EARNINGS AND EMPLOYMENT (Continued)	
Part A1 - EMPLOYER IDENTIFICATION NUMBER 1	
<p>2a. What is the name of the employer for whom ... worked during this 4-month period? <i>(If ... worked for more than one employer, enter the employer for whom ... worked the most hours during the 4-month period or the most recent employer.)</i></p>	<p>PGM 4 2000</p> <p>Employer Name</p>
<p>CHECK RESPONSE Enter employer ID number from GC item 42, or if a new employer, enter next available number</p>	<p>PGM 5 2002</p> <p>Employer ID No.</p>
<p>2b. What kind of business or industry was <i>(Name of company or business)</i> For example: TY and radio manufacturing, retail shoe store, State Labor Department, farm.</p>	<p>PGM 3 2003</p>
<p>c. ASK OR VERIFY - Is it nearly -</p>	<p>PGM 4 2006</p> <p>1 <input type="checkbox"/> Manufacturing? 2 <input type="checkbox"/> Wholesale Trade? 3 <input type="checkbox"/> Retail Trade? 4 <input type="checkbox"/> Some other kind of business?</p>
<p>d. What kind of work was ... doing on this job? For example: Electrical engineer, stock clerk, typist, farmer</p>	<p>PGM 8 2008</p>
<p>e. What were ...'s main activities or duties? For example: Types, keeps account books, fixes, sells cars, operates printing press, finishes concrete.</p>	<p>PGM 8 2010</p>
<p>f. ASK OR VERIFY - Was ... an employee of -</p>	<p>PGM 6 2013</p> <p>1 <input type="checkbox"/> A private company or individual? 2 <input type="checkbox"/> Federal government (exclude Armed Forces)? 3 <input type="checkbox"/> State government? 4 <input type="checkbox"/> Local government? 5 <input type="checkbox"/> Armed Forces? 6 <input type="checkbox"/> Unpaid in family business or farm? - SKIP to Check Item E5</p>
<p>3a. ASK OR VERIFY - Was ... employed by <i>(Name of employer)</i> during the entire 4-month period?</p>	<p>PGM 7 2014</p> <p>1 <input type="checkbox"/> Yes - SKIP to 4 2 <input type="checkbox"/> No</p>
<p>b. When was ... employed by <i>(Name of employer)</i> during this 4-month period?</p>	<p>FROM</p> <p>2011 <input type="text"/> Month 2012 <input type="text"/> Day</p> <p>TO</p> <p>2012 <input type="text"/> Month 2023 <input type="text"/> Day</p>
<p>4. ASK OR VERIFY - How many hours per week did ... usually work at this job?</p>	<p>2024 <input type="text"/> Hours</p> <p>03 <input type="checkbox"/> None 01 <input type="checkbox"/> DK</p>
<p>5. Was ... paid by the hour on this job?</p>	<p>2026</p> <p>1 <input type="checkbox"/> Yes 2 <input type="checkbox"/> No - SKIP to 7</p>
<p>6. What was ...'s regular hourly pay rate at the end of <i>(Read last month or "to" date in item 3b)</i>?</p>	<p>2027</p> <p>\$ <input type="text"/> <input type="text"/></p> <p>01 <input type="checkbox"/> DK 08 <input type="checkbox"/> Rel. - SKIP to Check Item E5</p>
<p>7. During the 4-month period how often was ... paid on this job?</p>	<p>2029</p> <p>1 <input type="checkbox"/> Once a week 2 <input type="checkbox"/> Once each 2 weeks 3 <input type="checkbox"/> Once a month 4 <input type="checkbox"/> Twice a month 5 <input type="checkbox"/> Some other way - Specify</p>



Section 2 - EARNINGS AND EMPLOYMENT (Continued)

Part A1 - EMPLOYER IDENTIFICATION NUMBER 1 (Continued)

8. READ STATEMENT ONLY ONCE PER RESPONDENT

The next question is about the pay . . . received from this job during the 4-month period. We need the most accurate figures you can provide. Be sure to include any tips, bonuses, overtime pay, or commissions.

What was the total amount of pay that . . . received BEFORE deductions on this job in (Read each month)?

FOR MEMBERS OF THE ARMED FORCES -
(Be sure to include housing allowances and any other special types of pay.)

NOTE: Certain months contain 5 paydays for workers paid weekly and 3 paydays for workers paid every 2 weeks.



LAST MONTH

2032 \$.00

- x3 None
- x1 DK
- x2 Ref.

**INTERVIEWER
USE ONLY**

\$ _____ .00
 \$ _____ .00
 \$ _____ .00
 \$ _____ .00
 \$ _____ .00
 Total \$ _____ .00

2 MONTHS AGO

2034 \$.00

- x3 None
- x1 DK
- x2 Ref.

\$ _____ .00
 \$ _____ .00
 \$ _____ .00
 \$ _____ .00
 \$ _____ .00
 Total \$ _____ .00

3 MONTHS AGO

2036 \$.00

- x3 None
- x1 DK
- x2 Ref.

\$ _____ .00
 \$ _____ .00
 \$ _____ .00
 \$ _____ .00
 \$ _____ .00
 Total \$ _____ .00

4 MONTHS AGO

2037 \$.00

- x3 None
- x1 DK
- x2 Ref.

\$ _____ .00
 \$ _____ .00
 \$ _____ .00
 \$ _____ .00
 \$ _____ .00
 Total \$ _____ .00

**CHECK
ITEM 8**

is "DK" marked in all parts of 8?

- 2040 : Yes
 No - SKIP to Check Item 8B

9. (Information about how much . . . received each month is very important to the results of our survey.) If we were to call back later would you (or . . .) be able to provide us with the amounts of pay . . . received in each of these months?


- 2042 : Yes - Mark Reminder Card, item 3a
 No

**CHECK
ITEM 9**

Number of employers in item 1b?

- 2044 : 1 employer - SKIP to Check Item 8B, page 17
 2 or more employers

Section 2 — EARNINGS AND EMPLOYMENT (Continued)	
Part A2 — EMPLOYER IDENTIFICATION NUMBER 2	
<p>10a. What is the name of the other employer for whom ... worked during this 4-month period? (If ... worked for more than one employer, enter the employer for whom ... worked the second most hours during the 4-month period.)</p>	<p>PGM 8 Employer Name 2100</p>
<p>CHECK ITEM 10a Enter employer ID number from cc item #2, or if a new employer, enter next available ID number</p>	<p>PGM 8 Employer ID No. 2102</p>
<p>10b. What kind of business or industry was (Name of company or business)? For example: TV and radio manufacturing, retail shoe store, State Labor Department, farm.</p>	<p>PGM 8 2104</p>
<p>c. ASK OR VERIFY — Is it mainly —</p>	<p>PGM 8 2104</p> <p> <input type="checkbox"/> 1 Manufacturing? <input type="checkbox"/> 2 Wholesale Trade? <input type="checkbox"/> 3 Retail Trade? <input type="checkbox"/> 4 Some other kind of business? </p>
<p>d. What kind of work was ... doing on this job? For example: Electrical engineer, stock clerk, typist, farmer</p>	<p>PGM 8 2108</p>
<p>e. What were ...'s main activities or duties? For example: Types, keeps account books, files, sells cars, operates printing press, finishes concrete.</p>	<p>PGM 8 2110</p>
<p>f. ASK OR VERIFY — Was ... an employee of —</p>	<p>PGM 8 2112</p> <p> <input type="checkbox"/> 1 A private company or individual? <input type="checkbox"/> 2 Federal government (exclude Armed Forces)? <input type="checkbox"/> 3 State government? <input type="checkbox"/> 4 Local government? <input type="checkbox"/> 5 Armed Forces? <input type="checkbox"/> 6 Unpaid in family business or farm? — SKIP to Check Item E8 </p>
<p>11a. ASK OR VERIFY — Was ... employed by (Name of employer) during the entire 4-month period?</p>	<p>PGM 8 2114</p> <p> <input type="checkbox"/> 1 Yes — SKIP to 12 <input type="checkbox"/> 2 No </p>
<p>b. When was ... employed by (Name of employer) during this 4-month period?</p>	<p>FROM 2116 Month 2118 Day</p> <p>TO 2120 Month 2122 Day</p>
<p>12. ASK OR VERIFY — How many hours per week did ... usually work at this job?</p>	<p>2124 Hours</p> <p> <input type="checkbox"/> x2 None <input type="checkbox"/> x3 DK </p>
<p>13. Was ... paid by the hour on this job?</p>	<p>2126 <input type="checkbox"/> 1 Yes <input type="checkbox"/> 2 No — SKIP to 15</p>
<p>14. What was ...'s regular hourly pay rate at the end of (Read last month or "to" date in Item 11b)?</p>	<p>2128 \$. </p> <p> <input type="checkbox"/> x1 DK <input type="checkbox"/> x2 Ref. — SKIP to Check Item E8 </p>
<p>15. During the 4-month period how often was ... paid on this job?</p>	<p>2130</p> <p> <input type="checkbox"/> 1 Once a week <input type="checkbox"/> 2 Once each 2 weeks <input type="checkbox"/> 3 Once a month <input type="checkbox"/> 4 Twice a month <input type="checkbox"/> 5 Some other way — Specify </p>



Section 2 — EARNINGS AND EMPLOYMENT (Continued)

Part A2 — EMPLOYER IDENTIFICATION NUMBER 2 (Continued)

16. READ STATEMENT ONLY ONCE PER RESPONDENT

The next question is about the pay ... received from this job during the 4-month period. We need the most accurate figures you can provide. Be sure to include any tips, bonuses, overtime pay, or commissions.

What was the total amount of pay that ... received BEFORE deductions on this job in (Read each month)?

FOR MEMBERS OF THE ARMED FORCES — (Be sure to include housing allowances and any other special types of pay.)

NOTE: Certain months contain 5 paydays for workers paid weekly and 3 paydays for workers paid every 2 weeks.



LAST MONTH

2132 \$.00

x3 None

x1 DK

x2 Ref.

INTERVIEWER USE ONLY

\$ _____ .00

\$ _____ .00

\$ _____ .00

\$ _____ .00

\$ _____ .00

Total \$ _____ .00

2 MONTHS AGO

2133 \$.00

x3 None

x1 DK

x2 Ref.

\$ _____ .00

\$ _____ .00

\$ _____ .00

\$ _____ .00

\$ _____ .00

Total \$ _____ .00

3 MONTHS AGO

2138 \$.00

x3 None

x1 DK

x2 Ref.

\$ _____ .00

\$ _____ .00

\$ _____ .00

\$ _____ .00

\$ _____ .00

Total \$ _____ .00

4 MONTHS AGO

2138 \$.00

x3 None

x1 DK

x2 Ref.

\$ _____ .00

\$ _____ .00

\$ _____ .00

\$ _____ .00

\$ _____ .00

Total \$ _____ .00

CHECKING ITEM EB

Is "DK" marked in all parts of 16?

2140

1 Yes

2 No — SKIP to Check Item EB

17. (Information about how much ... received each month is very important to the results of our survey.) If we were to call back later would you (or ...) be able to provide us with the amounts of pay ... received in each of these months?

2142

1 Yes — Mark Reminder Card, item 3b

2 No

CHECKING ITEM EB

Is "Both worked for employer and self-employed" marked in 1a, page 13.

2144

1 Yes — Read Statement B

2 No — SKIP to first ISS Code or Check Item P1, page 45



Section 2 - EARNINGS AND EMPLOYMENT (Continued)

Part B1 - SELF-EMPLOYMENT IDENTIFICATION NUMBER 1

STATEMENT B1 You said ... was (also) self-employed during this 4-month period.

1a. What was the name of ...'s business/professional practice/farm? PGM 8 Business name 2200

CHECK ITEM 21 Enter business ID number from cc item 43, or if a new business enter the next available ID number PGM 8 Business ID No. 2202

1b. What kind of business was this? PGM 8 2204

ASK OR VERIFY - C. Is it mainly - PGM 8 2205 1 Manufacturing? 2 Wholesale Trade? 3 Retail Trade? 4 Some other kind of business?

d. What kind of work was ... doing? PGM 8 2208

e. What were ...'s most important activities or duties? PGM 8 2210

ASK OR VERIFY - 1. How many hours per week did ... usually work at this business? PGM 7 2212 Hours x3 None x1 DK

2. Do you think that the gross earnings of this business will be \$1,000 or more during the next 12 months? PGM 7 2214 1 Yes 2 No - SKIP to 10a Gross earnings include sales and receipts before expenses. x1 DK

CHECK ITEM 22 Have questions 3-5b already been answered for this business by another household member? 2218 1 Yes - SKIP to 5a 2 No

3. What was the total number of employees working for this business? Be sure to include ... PGM 7 2218 Employees Enter 999 if 1,000 or more employees. x1 DK

4a. Was ...'s business incorporated? 2220 1 Yes - SKIP to 5a 2 No

b. Was ...'s business a sole proprietorship or a partnership? 2222 1 Sole proprietorship - SKIP to 5a 2 Partnership


5a. Aside from ... were any other members of this household owners or partners in this business? 2224 1 Yes 2 No - SKIP to 5a

b. Which members? PGM 7 2226 Person No. Name 2228 2230

6a. Was ... paid a regular salary from this business during the 4-month period? 2232 1 Yes 2 No

b. Did ... receive any (other) income from the business during this 4-month period? 2234 1 Yes 2 No

CHECK ITEM 23 Is "Yes" marked in either item 6a or 6b? 2238 1 Yes 2 No - SKIP to Check Item 55



Section 2 — EARNINGS AND EMPLOYMENT (Continued)

Part B1 — SELF-EMPLOYMENT IDENTIFICATION NUMBER 1 (Continued)


7. READ STATEMENT ONLY ONCE PER RESPONDENT.		INTERVIEWER USE ONLY
<p>The next question is about the income ... received from this business during the 4-month period. We need the most accurate figures you can provide.</p> <p>What was the total amount of income that ... received from this business in <i>(fill in)</i> each month? ★</p>	<p>LAST MONTH</p> <p>2238 \$ <input type="text"/> .00</p> <p>x3 <input type="checkbox"/> None x1 <input type="checkbox"/> DK x2 <input type="checkbox"/> Ref.</p>	<p>\$ _____ .00</p> <p>\$ _____ .00</p> <p>\$ _____ .00</p> <p>\$ _____ .00</p> <p>TOTAL \$ _____ .00</p>
	<p>2 MONTHS AGO</p> <p>2240 \$ <input type="text"/> .00</p> <p>x3 <input type="checkbox"/> None x1 <input type="checkbox"/> DK x2 <input type="checkbox"/> Ref.</p>	<p>\$ _____ .00</p> <p>\$ _____ .00</p> <p>\$ _____ .00</p> <p>\$ _____ .00</p> <p>TOTAL \$ _____ .00</p>
	<p>3 MONTHS AGO</p> <p>2242 \$ <input type="text"/> .00</p> <p>x3 <input type="checkbox"/> None x1 <input type="checkbox"/> DK x2 <input type="checkbox"/> Ref.</p>	<p>\$ _____ .00</p> <p>\$ _____ .00</p> <p>\$ _____ .00</p> <p>\$ _____ .00</p> <p>TOTAL \$ _____ .00</p>
	<p>4 MONTHS AGO</p> <p>2244 \$ <input type="text"/> .00</p> <p>x3 <input type="checkbox"/> None x1 <input type="checkbox"/> DK x2 <input type="checkbox"/> Ref.</p>	<p>\$ _____ .00</p> <p>\$ _____ .00</p> <p>\$ _____ .00</p> <p>\$ _____ .00</p> <p>TOTAL \$ _____ .00</p>
	<p>CHECK ITEM 5a Is "DK" marked in all parts of 7?</p> <p>2248 1 <input type="checkbox"/> Yes 2 <input type="checkbox"/> No — SKIP to Check Item 5b</p>	
<p>8. (Information about how much ... received each month is very important to the results of our survey.) If we were to call back later would you (or ...) be able to provide us with the amounts of income ... received in each of these months?</p>	<p>2250 1 <input type="checkbox"/> Yes — Mark Reminder Card, item 4a 2 <input type="checkbox"/> No</p>	
<p>CHECK ITEM 5b Refer to item 4a, page 18. Is this business incorporated?</p>	<p>2252 1 <input type="checkbox"/> Yes — SKIP to 10b 2 <input type="checkbox"/> No</p>	
<p>CHECK ITEM 5c Has information about the net profit (or loss) for this business already been obtained by another household member?</p>	<p>2254 1 <input type="checkbox"/> Yes — SKIP to 10b 2 <input type="checkbox"/> No</p>	
<p>9a. We would also appreciate an estimate of the net profit (or loss), that is, the difference between gross receipts and expenses for this 4-month period. Can you give me an estimate of the net profit (or loss) during the 4-month period?</p>	<p>2256 1 <input type="checkbox"/> Yes 2 <input type="checkbox"/> No — SKIP to 10b</p>	
<p>b. What was the net profit (or loss) from this business during the 4-month period?</p>	<p>2258 \$ <input type="text"/> .00</p> <p>2258 x4 <input type="checkbox"/> Loss in amount box — If "Breaks even," mark \$1 in box. } SKIP to 10b</p>	
<p>10a. About how much did ... earn from this business after expenses during the 4-month period?</p>	<p>2260 \$ <input type="text"/> .00</p> <p>x3 <input type="checkbox"/> None x1 <input type="checkbox"/> DK x2 <input type="checkbox"/> Ref.</p>	
<p>b. Was ... self-employed in this business as of (Read last day of the reference period)?</p>	<p>3000 1 <input type="checkbox"/> Yes 2 <input type="checkbox"/> No — SKIP to 11f</p>	

Section 2 – EARNINGS AND EMPLOYMENT (Continued)

Part B1 – SELF-EMPLOYMENT IDENTIFICATION NUMBER 1 (Continued)

CHECK ITEM 52	Refer to item 4b, page 18. Is sole proprietorship marked in 4b?	8002	1 <input type="checkbox"/> Yes – SKIP to Check Item 58 2 <input type="checkbox"/> No
11a.	As of (Read last day of reference period), what percent of this business did... own?	8004	<input type="text"/> <input type="text"/> <input type="text"/> Percent x1 <input type="checkbox"/> DK x2 <input type="checkbox"/> Ref. – SKIP to 11f
CHECK ITEM 53	Has the information below about the total value and total debt for this business already been obtained from another household member?	8006	1 <input type="checkbox"/> Yes – SKIP to 11f 2 <input type="checkbox"/> No
b.	As of (Read last day of the reference period), what was the total value of this business before figuring in any debts that might be owed against it? ★	8008	\$ <input type="text"/> . <input type="text"/> 00 – SKIP to 11d x3 <input type="checkbox"/> None – SKIP to 11f x1 <input type="checkbox"/> DK x2 <input type="checkbox"/> Ref. – SKIP to 11f
c.	(This information is especially important for the purposes of this survey.) If I were to call back later would you be able to provide me with an estimate of the amount?	8010	1 <input type="checkbox"/> Yes – Mark Reminder Card, Item 5a 2 <input type="checkbox"/> No
d.	As of (Read last day of reference period), what was the total debt owned against this business? ★	8012	\$ <input type="text"/> . <input type="text"/> 00 – SKIP to 11f x3 <input type="checkbox"/> None – SKIP to 11f x1 <input type="checkbox"/> DK x2 <input type="checkbox"/> Ref. – SKIP to 11f
e.	(This information is especially important for the purposes of this survey.) If I were to call back later would you be able to provide me with an estimate of the amount?	8014	1 <input type="checkbox"/> Yes – Mark Reminder Card, Item 5b 2 <input type="checkbox"/> No
f.	Was... self-employed in any other business (professional practice/farm) during the 4-month period?	2282	1 <input type="checkbox"/> Yes 2 <input type="checkbox"/> No – SKIP to first ISS Code or Statement A, page 50

NOTES




Section 2 — EARNINGS AND EMPLOYMENT (Continued)

319

Part B2 — SELF-EMPLOYMENT IDENTIFICATION NUMBER 2

<p>12a. What was the name of ...'s other business/ professional practice/farm?</p>	<p>PSM 1 Business name</p> <p>2300 _____</p> <p>_____</p>												
<p>CHECK ITEM ST0 Enter business ID number from co item 43, or if a new business, enter the next available ID number →</p>	<p>PSM 1 Business ID No.</p> <p>2301 <input type="checkbox"/></p>												
<p>12b. What kind of business was this?</p>	<p>PSM 1</p> <p>2302a _____</p>												
<p>ASK OR VERIFY —</p> <p>c. Is it mainly —</p>	<p>PSM 1</p> <p>2309 <input type="checkbox"/> Manufacturing?</p> <p><input type="checkbox"/> Wholesale Trade?</p> <p><input type="checkbox"/> Retail Trade?</p> <p><input type="checkbox"/> Some other kind of business?</p>												
<p>d. What kind of work was ... doing?</p>	<p>PSM 1</p> <p>2308 _____</p>												
<p>e. What were ...'s most important activities or duties?</p>	<p>PSM 1</p> <p>2310 _____</p> <p>_____</p>												
<p>f. How many hours per week did ... usually work at this business?</p>	<p>PSM 2</p> <p>2312 <input type="checkbox"/> Hours</p> <p>x0 <input type="checkbox"/> None</p> <p>x1 <input type="checkbox"/> DK</p>												
<p>13. Do you think that the gross earnings of this business will be \$1,000 or more during the next 12 months? <i>Gross earnings include sales and receipts before expenses.</i></p>	<p>2314 <input type="checkbox"/> Yes</p> <p><input type="checkbox"/> No — SKIP to 20c</p> <p>x1 <input type="checkbox"/> DK</p>												
<p>CHECK ITEM ST0 Have questions 14 — 16b already been answered for this business by another household member?</p>	<p>2316 <input type="checkbox"/> Yes — SKIP to 17a</p> <p><input type="checkbox"/> No</p>												
<p>14. What was the total number of employees working for this business? Be sure to include ... <i>Enter 999 if 1,000 or more employees.</i></p>	<p>2319 <input type="text"/> <input type="text"/> <input type="text"/> Employees</p> <p>x1 <input type="checkbox"/> DK</p>												
<p>15a. Was ...'s business incorporated?</p>	<p>2320 <input type="checkbox"/> Yes — SKIP to 16a</p> <p><input type="checkbox"/> No</p>												
<p>b. Was ...'s business a sole proprietorship or a partnership?</p>	<p>2321 <input type="checkbox"/> Sole proprietorship — SKIP to 17a</p> <p><input type="checkbox"/> Partnership</p>												
<p>16a. Aside from ... were any other members of this household owners or partners in this business?</p>	<p>2324 <input type="checkbox"/> Yes</p> <p><input type="checkbox"/> No — SKIP to 17a</p>												
<p>b. Which members?</p>	<table border="1" style="width:100%; border-collapse: collapse;"> <thead> <tr> <th style="width:10%;"></th> <th style="width:30%;">Person No.</th> <th style="width:60%;">Name</th> </tr> </thead> <tbody> <tr> <td>2325</td> <td><input type="text"/> <input type="text"/> <input type="text"/></td> <td>_____</td> </tr> <tr> <td>2326</td> <td><input type="text"/> <input type="text"/> <input type="text"/></td> <td>_____</td> </tr> <tr> <td>2327</td> <td><input type="text"/> <input type="text"/> <input type="text"/></td> <td>_____</td> </tr> </tbody> </table>		Person No.	Name	2325	<input type="text"/> <input type="text"/> <input type="text"/>	_____	2326	<input type="text"/> <input type="text"/> <input type="text"/>	_____	2327	<input type="text"/> <input type="text"/> <input type="text"/>	_____
	Person No.	Name											
2325	<input type="text"/> <input type="text"/> <input type="text"/>	_____											
2326	<input type="text"/> <input type="text"/> <input type="text"/>	_____											
2327	<input type="text"/> <input type="text"/> <input type="text"/>	_____											
<p>17a. Was ... paid a regular salary from this business during the 4-month period?</p>	<p>2332 <input type="checkbox"/> Yes</p> <p><input type="checkbox"/> No</p>												
<p>b. Did ... receive any (other) income from the business during this 4-month period?</p>	<p>2334 <input type="checkbox"/> Yes</p> <p><input type="checkbox"/> No</p>												
<p>CHECK ITEM ST1 Is "Yes" marked in either item 17a or 17b?</p>	<p>2339 <input type="checkbox"/> Yes</p> <p><input type="checkbox"/> No — SKIP to Check Item ST3</p>												



Section 2 - EARNINGS AND EMPLOYMENT (Continued)

Part B2 - SELF-EMPLOYMENT IDENTIFICATION NUMBER 2 (Continued)

18. READ STATEMENT ONLY ONCE PER RESPONDENT.

The next question is about the income ... received from this business during the 4-month period. We need the most accurate figures you can provide.

What was the total amount of income that ... received from this business in (Read each month)?



INTERVIEWER USE ONLY

LAST MONTH		\$ _____ .00
2338	\$ [] []	\$ _____ .00
x3 <input type="checkbox"/> None x1 <input type="checkbox"/> DK x2 <input type="checkbox"/> Ref.		\$ _____ .00
		TOTAL \$ _____ .00
2 MONTHS AGO		\$ _____ .00
2340	\$ [] []	\$ _____ .00
x3 <input type="checkbox"/> None x1 <input type="checkbox"/> DK x2 <input type="checkbox"/> Ref.		\$ _____ .00
		TOTAL \$ _____ .00
3 MONTHS AGO		\$ _____ .00
2342	\$ [] []	\$ _____ .00
x3 <input type="checkbox"/> None x1 <input type="checkbox"/> DK x2 <input type="checkbox"/> Ref.		\$ _____ .00
		TOTAL \$ _____ .00
4 MONTHS AGO		\$ _____ .00
2344	\$ [] []	\$ _____ .00
x3 <input type="checkbox"/> None x1 <input type="checkbox"/> DK x2 <input type="checkbox"/> Ref.		\$ _____ .00
		TOTAL \$ _____ .00

CHECK ITEM 512

Is "DK" marked in all parts of 18?

2345 1 Yes
 2 No - SKIP to Check Item 513

19. (Information about how much ... received each month is very important to the results of our survey.) If we were to call back later would you (or ...) be able to provide us with the amounts of income ... received in each of these months?

2348 1 Yes - Mark Reminder Card, item 4b
 2 No

CHECK ITEM 513

Refer to item 15a, page 21. Is this business incorporated?

2350 1 Yes - SKIP to 20d
 2 No

CHECK ITEM 514

Has information about the net profit (or loss) for this business already been obtained by another household member?

2352 1 Yes - SKIP to 20d
 2 No

20a. We would also appreciate an estimate of the net profit (or loss), that is, the difference between gross receipts and expenses for this 4-month period. Can you give me an estimate of the net profit (or loss) during the 4-month period?


2354 1 Yes
 2 No - SKIP to 20d

b. What was the net profit (or loss) from this business during the 4-month period?

2357 \$ [] [] } SKIP to 20d
 2358 x4 Loss in amount box -
 If "Broke even," mark \$1 in box.

c. About how much did ... earn from this business after expenses during the 4-month period?

2360 \$ [] []
 x3 None
 x1 DK
 x2 Ref.




Section 2 – EARNINGS AND EMPLOYMENT (Continued)


Part B2 – SELF-EMPLOYMENT IDENTIFICATION NUMBER 2 (Continued)

351

<p>20d. Was . . . self-employed in this business as of (Read last day of the reference period)?</p>	<p>3016 <input type="checkbox"/> Yes <input type="checkbox"/> No – SKIP to first ISS Code or Statement A, page 50</p>
<p>CHECK ITEM 516 Refer to item 15b, page 21. Is sole proprietorship marked in 15b?</p>	<p>3019 <input type="checkbox"/> Yes – SKIP to Check Item 516 <input type="checkbox"/> No</p>
<p>21a. As of (Read last day of the reference period), what percent of this business did . . . own?</p>	<p>3020 <input style="width: 40px;" type="text"/> Percent x1 <input type="checkbox"/> DK x2 <input type="checkbox"/> Ref. – SKIP to first ISS Code or Statement A, page 50</p>
<p>CHECK ITEM 516 Has the information below about the total value and total debt for this business already been obtained from by another household member?</p>	<p>3022 <input type="checkbox"/> Yes – SKIP to first ISS Code or Statement A, page 50 <input type="checkbox"/> No</p>
<p>21b. As of (Read last day of the reference period), what is the total value of this business before figuring in any debts that might be owed against it? ★</p>	<p>3024 \$ <input style="width: 60px;" type="text"/> . <input style="width: 20px;" type="text"/> 00 – SKIP to 21d x3 <input type="checkbox"/> None – SKIP to 21d x1 <input type="checkbox"/> DK x2 <input type="checkbox"/> Ref. – SKIP to first ISS Code or Statement A, page 50</p>
<p>C. (This information is especially important for the purposes of this survey.) If I were to call back later would you be able to provide me with an estimate of the amount?</p>	<p>3026 <input type="checkbox"/> Yes – Mark Reminder Card, Item 5e <input type="checkbox"/> No</p>
<p>D. As of (Read last day of reference period), what was the total debt owed against this business? ★</p>	<p>3029 \$ <input style="width: 60px;" type="text"/> . <input style="width: 20px;" type="text"/> 00 } SKIP to first ISS Code or Statement A, page 50 x3 <input type="checkbox"/> None x1 <input type="checkbox"/> DK x2 <input type="checkbox"/> Ref. – SKIP to first ISS Code or Statement A, page 50</p>
<p>E. (This information is especially important for the purposes of this survey.) If I were to call back later would you be able to provide me with an estimate of the amount?</p>	<p>3030 <input type="checkbox"/> Yes – Mark Reminder Card, Item 5h } SKIP to first ISS Code or Statement A, page 50 <input type="checkbox"/> No</p>

NOTES






Section 3 - AMOUNTS (Continued)

Part A - GENERAL AMOUNTS (ISS Codes 1-58) (Continued)

6b. Which persons were covered?		Person No.	Name
		3030	
		3038	
		3040	
		3042	
		3044	
		3046	
		3048	
		3050	
		3052	
		3054	
CHECK ITEM A9	Is this ISS code "8"?	3056	1 <input type="checkbox"/> Yes 2 <input type="checkbox"/> No - SKIP to next ISS Code or Statement A, page 50
CHECK ITEM A7	Was this ISS code marked for ... in column 45 last reference period?	3058	1 <input type="checkbox"/> Yes - SKIP to next ISS Code or Statement A, page 50 2 <input type="checkbox"/> No
	7. Is ... required to fill out an annual income questionnaire for the Veterans Administration?	3060	1 <input type="checkbox"/> Yes 2 <input type="checkbox"/> No x1 <input type="checkbox"/> DK } SKIP to next ISS Code or Statement A, page 50
CHECK ITEM A8	Was this ISS code marked for ... in column 45 last reference period?	3062	1 <input type="checkbox"/> Yes - SKIP to Check Item A9 2 <input type="checkbox"/> No
	(SHOW FLASHCARD OF) 8. Social Security (Railroad Retirement) sends out two types of checks. Please look at this card and tell me which color check ... receives?	3064	1 <input type="checkbox"/> Green 2 <input type="checkbox"/> Gold 3 <input type="checkbox"/> Other x1 <input type="checkbox"/> DK
	9. Do ...'s payments usually come on the first of the month or the third?	3066	1 <input type="checkbox"/> First 2 <input type="checkbox"/> Third 3 <input type="checkbox"/> Other x1 <input type="checkbox"/> DK
CHECK ITEM A5	Refer to Item 2, page 24. Were (Social Security/Railroad Retirement) payments received especially for the children?	3068	1 <input type="checkbox"/> Yes 2 <input type="checkbox"/> No - SKIP to next ISS Code or Statement A, page 50
10a. Were Social Security (Railroad Retirement) payments received for the children in (Read each month)?		10b. If "Yes" in 10a - How much was received?	
Last month	3070	1 <input type="checkbox"/> Yes 2 <input type="checkbox"/> No x1 <input type="checkbox"/> DK	3072
2 months ago	3074	1 <input type="checkbox"/> Yes 2 <input type="checkbox"/> No x1 <input type="checkbox"/> DK	3076
3 months ago	3078	1 <input type="checkbox"/> Yes 2 <input type="checkbox"/> No x1 <input type="checkbox"/> DK	3080
4 months ago	3082	1 <input type="checkbox"/> Yes 2 <input type="checkbox"/> No x1 <input type="checkbox"/> DK	3084
VERIFY IF ONLY ONE CHILD OR ASK - 11a. Were all children living here covered by these payments?		3086	1 <input type="checkbox"/> Yes - SKIP to next ISS Code or Statement A, page 50 2 <input type="checkbox"/> No

INQUIRY - PART A

Section 3 - AMOUNTS (Continued)		
Part A - GENERAL AMOUNTS (ISS Codes 1-56) (Continued)		
11b. Which children were covered?	Person No.	Name
	3088	[][] [][]
	3090	[][] [][]
	3092	[][] [][]
	3094	[][] [][]
	3096	[][] [][]
	3098	[][] [][]
<i>SKIP to next ISS Code or Statement A, page 50</i>		
12a. Were all the people living here covered under ...'s food stamp allotment?	3100	<input type="checkbox"/> 1 Yes - SKIP to 13a <input type="checkbox"/> 2 No
b. Which persons were covered?	Person No.	Name
	3102	[][] [][]
	3104	[][] [][]
	3106	[][] [][]
	3108	[][] [][]
	3110	[][] [][]
	3112	[][] [][]
	3114	[][] [][]
	3116	[][] [][]
	3118	[][] [][]
	3120	[][] [][]
13a. Did ... receive food stamps in (Read each month)?	3122	<input type="checkbox"/> 1 Yes <input type="checkbox"/> 2 No <input checked="" type="checkbox"/> x1 DK
	3124	<input type="checkbox"/> 1 Yes <input type="checkbox"/> 2 No <input checked="" type="checkbox"/> x1 DK
	3126	<input type="checkbox"/> 1 Yes <input type="checkbox"/> 2 No <input checked="" type="checkbox"/> x1 DK
	3128	<input type="checkbox"/> 1 Yes <input type="checkbox"/> 2 No <input checked="" type="checkbox"/> x1 DK
13b. If "Yes" in 13a, ask - What was the total amount?	3124	\$ [][] [][] . 00 <input type="checkbox"/> x1 DK <input type="checkbox"/> x1 Ref.
3126	\$ [][] [][] . 00 <input type="checkbox"/> x1 DK <input type="checkbox"/> x2 Ref.	
3128	\$ [][] [][] . 00 <input type="checkbox"/> x1 DK <input type="checkbox"/> x2 Ref.	
3130	\$ [][] [][] . 00 <input type="checkbox"/> x1 DK <input type="checkbox"/> x2 Ref.	
3132	\$ [][] [][] . 00 <input type="checkbox"/> x1 DK <input type="checkbox"/> x2 Ref.	
3134	\$ [][] [][] . 00 <input type="checkbox"/> x1 DK <input type="checkbox"/> x2 Ref.	
<i>SKIP to next ISS Code or Statement A, page 50</i>		
14. Did ... receive any WIC vouchers in (Read each month)? Mark (X) all that apply.	3138 3140 3142 3144	<input type="checkbox"/> 1 Last month <input type="checkbox"/> 2 2 months ago <input type="checkbox"/> 3 3 months ago <input type="checkbox"/> 4 4 months ago
		<i>SKIP to next ISS Code or Statement A, page 50</i>



Section 3 – AMOUNTS

Part B – SAVINGS ACCOUNTS, MONEY MARKET DEPOSIT ACCOUNTS, CERTIFICATES OF DEPOSIT, AND NOW ACCOUNTS (ISS Codes 100, 101, 102, and 103)

353

CHECK/ITEM #10	Asset types owned. Mark (X) all that apply.	<div style="border: 1px solid black; padding: 2px; margin-bottom: 2px;">4300</div> <input type="checkbox"/> ISS code 100 – Regular/Passbook Savings Accounts
		<div style="border: 1px solid black; padding: 2px; margin-bottom: 2px;">4301</div> <input type="checkbox"/> ISS code 101 – Money Market Deposit Accounts
		<div style="border: 1px solid black; padding: 2px; margin-bottom: 2px;">4304</div> <input type="checkbox"/> ISS code 102 – Certificates of Deposit or other Savings Certificates
		<div style="border: 1px solid black; padding: 2px; margin-bottom: 2px;">4306</div> <input type="checkbox"/> ISS code 103 – NOW, Super NOW, or other Interest-earning checking accounts

1. Earlier you said that ... had (Read names of owned assets) which excluded IRA and KEOGH accounts.

CHECK/ITEM #11	Interview status of ...'s spouse.	<div style="border: 1px solid black; padding: 2px; margin-bottom: 2px;">4308</div> <input type="checkbox"/> No spouse in household – Skip to 3b <input type="checkbox"/> Interview for spouse not yet conducted <input type="checkbox"/> Interview for spouse already conducted – SKIP to 3a
-----------------------	-----------------------------------	--

2a. Did ... own any of these jointly with ...'s (husband/wife)?

4310	<input type="checkbox"/> Yes <input type="checkbox"/> No – SKIP to 3b
-------------	--

4312	b. What is your best estimate of the total amount of interest earned on these jointly held (Read asset types) during the 4-month period? \$ <input style="width: 100px;" type="text"/> . <input style="width: 50px;" type="text"/>	<input type="checkbox"/> OK <input type="checkbox"/> Ref. – SKIP to next ISS Code or Statement A, page 50
-------------	---	--

4314	c. As of (Read last day of reference period), what was the total amount that ... and ...'s (husband/wife) had in these jointly held (Read asset types)? \$ <input style="width: 100px;" type="text"/> . <input style="width: 50px;" type="text"/>	– SKIP to 3a <input type="checkbox"/> None – SKIP to 3a <input type="checkbox"/> OK <input type="checkbox"/> Ref. – SKIP to next ISS Code or Statement A, page 50
-------------	--	--

4316	d. (This information is especially important for the purposes of this survey.) If I were to call back later would you be able to provide me with an estimate of the amount? *	<input type="checkbox"/> Yes – Mark Reminder Card, Item 6 <input type="checkbox"/> No
-------------	--	--

3a. Besides any (Read asset types) owned jointly with ...'s (husband/wife), did ... have any other (Read asset types)?

4318	<input type="checkbox"/> Yes <input type="checkbox"/> No – SKIP to next ISS Code or Statement A, page 50
-------------	---

4320	b. What is your best estimate of the total amount of interest earned on these (Read asset types) during the 4-month period? \$ <input style="width: 100px;" type="text"/> . <input style="width: 50px;" type="text"/>	<input type="checkbox"/> OK <input type="checkbox"/> Ref. – SKIP to next ISS Code or Statement A, page 50
-------------	--	--

4322	c. As of (Read last day of reference period), what was the total amount that ... had in these (Read asset types)? \$ <input style="width: 100px;" type="text"/> . <input style="width: 50px;" type="text"/>	} SKIP to next ISS Code or Statement A, page 50 <input type="checkbox"/> None <input type="checkbox"/> OK <input type="checkbox"/> Ref. – SKIP to next ISS Code or Statement A, page 50
-------------	--	--

4324	d. (This information is especially important for the purposes of this survey.) If I were to call back later would you be able to provide me with an estimate of the amount? *	<input type="checkbox"/> Yes – Mark Reminder Card, Item 7 <input type="checkbox"/> No } SKIP to next ISS Code or Statement A, page 50
-------------	--	---

NOTES


AMOUNTS – PARTS B & C

Section 3 - AMOUNTS

Part C - OTHER INTEREST-EARNING ASSETS (ISS Codes 104, 105, 106, and 107)

CHECK ITEM A2	Asset types owned. Mark (X) all that apply.	<input type="checkbox"/> 4400 1 Money Market funds (104) <input type="checkbox"/> 4402 2 U.S. Government securities (105) <input type="checkbox"/> 4404 3 Municipal or corporate bonds (106) <input type="checkbox"/> 4408 4 Other interest-earning assets (107) - Specify _____
1. Earlier you said that ... owned (Read names of owned assets) which excluded IRA and KEOGH accounts.		
CHECK ITEM A3	Interview status of ...'s spouse.	<input type="checkbox"/> 4409 1 No spouse in household - SKIP to 3b <input type="checkbox"/> 2 Interview for spouse not yet conducted <input type="checkbox"/> 3 Interview for spouse already conducted - SKIP to 3a
2a. Did ... own any of these jointly with ...'s (husband/wife)?		
<input type="checkbox"/> 4410 1 Yes <input type="checkbox"/> 2 No - SKIP to 3b		
b. What is your best estimate of the total amount of interest earned on these jointly held (Read asset types) during the 4-month period?		
<input type="text"/> 4412 \$ _____ . <input type="text"/> 00 <input type="checkbox"/> x1 DK <input type="checkbox"/> x2 Ref. - SKIP to next ISS Code or Statement A, page 50		
c. As of (Read last day of reference period), what was the total amount that ... and ...'s (husband/wife) had in these jointly held (Read asset types)?		
<input type="text"/> 4414 \$ _____ . <input type="text"/> 00 - SKIP to 3a <input type="checkbox"/> x1 None - SKIP to 3a <input type="checkbox"/> x2 DK <input type="checkbox"/> x3 Ref. - SKIP to next ISS Code or Statement A, page 50		
d. (This information is especially important for the purposes of this survey.) If I were to call back later would you be able to provide me with an estimate of the amount?		
<input type="checkbox"/> 4418 1 Yes - Mark Reminder Card, item 8 <input type="checkbox"/> 2 No		
3a. Besides any (Read asset types) owned jointly with ...'s (husband/wife), did ... own any other (Read asset types)?		
<input type="checkbox"/> 4418 1 Yes <input type="checkbox"/> 2 No - SKIP to next ISS Code or Statement A, page 50		
b. What is your best estimate of the total amount of interest ... earned on these (Read asset types) during the 4-month period?		
<input type="text"/> 4420 \$ _____ . <input type="text"/> 00 <input type="checkbox"/> x1 DK <input type="checkbox"/> x2 Ref. - SKIP to next ISS Code or Statement A, page 50		
c. As of (Read last day of reference period), what was the total amount that ... had in these (Read asset types)?		
<input type="text"/> 4422 \$ _____ . <input type="text"/> 00 } SKIP to next ISS Code or Statement A, page 50 <input type="checkbox"/> x3 None <input type="checkbox"/> x1 DK <input type="checkbox"/> x2 Ref. - SKIP to next ISS Code or Statement A, page 50		
d. (This information is especially important for the purposes of this survey.) If I were to call back later would you be able to provide me with an estimate of the amount?		
<input type="checkbox"/> 4420 1 Yes - Mark Reminder Card, Item 9 } SKIP to next ISS Code or Statement A, page 50 <input type="checkbox"/> 2 No		


NOTES



Section 3 – AMOUNTS

Part D – STOCKS AND MUTUAL FUND SHARES (ISS Code 110)

<p>1a. Earlier you told me that ... owned stocks or mutual fund shares which excluded IRA and KEOGH accounts. Did ... receive any dividend checks during these 4 months? (Include checks made out jointly to ... and ...'s spouse.)</p>	<p style="text-align: right;">4500 1 <input type="checkbox"/> Yes 2 <input type="checkbox"/> NO x1 <input type="checkbox"/> DK } SKIP to 3a</p>
<p>CHECK ITEM A74 Interview status of ...'s spouse.</p>	<p style="text-align: right;">4502 1 <input type="checkbox"/> No spouse in household – SKIP to 2a 2 <input type="checkbox"/> Interview for spouse not yet conducted 3 <input type="checkbox"/> Interview for spouse already conducted – SKIP to 2a</p>
<p>1b. During the past 4 months how much was received in dividend checks made out jointly to ... and ...'s (husband/wife)?</p>	<p style="text-align: right;">4504 \$ <input style="width: 60px;" type="text"/> . <input style="width: 30px;" type="text"/> 00 – SKIP to 2a x3 <input type="checkbox"/> None – SKIP to 2a x1 <input type="checkbox"/> DK x2 <input type="checkbox"/> Ref. – SKIP to next ISS Code or Statement A, page 50</p>
<p>c. (This information is especially important for the purposes of this survey.) If I were to call back later would you be able to provide me with an estimate?</p>	<p style="text-align: right;">4506 1 <input type="checkbox"/> Yes – Mark Reminder Card, Item 10 2 <input type="checkbox"/> No</p>
<p>2a. During this 4-month period, how much did ... receive in dividend checks (in ...'s name only)?</p>	<p style="text-align: right;">4508 \$ <input style="width: 60px;" type="text"/> . <input style="width: 30px;" type="text"/> 00 – SKIP to 3a x3 <input type="checkbox"/> None – SKIP to 3a x1 <input type="checkbox"/> DK x2 <input type="checkbox"/> Ref. – SKIP to next ISS Code or Statement A, page 50</p>
<p>b. (This information is especially important for the purposes of this survey.) If I were to call back later would you be able to provide me with an estimate?</p>	<p style="text-align: right;">4510 1 <input type="checkbox"/> Yes – Mark Reminder Card, Item 11 2 <input type="checkbox"/> No</p>
<p>3a. (Besides the money that ... received in dividends) did ... earn any (other) dividends that were credited against a margin account or automatically reinvested in additional shares of stock?</p>	<p style="text-align: right;">4512 1 <input type="checkbox"/> Yes 2 <input type="checkbox"/> NO x1 <input type="checkbox"/> DK } SKIP to Check Item A15</p>
<p>CHECK ITEM A75 Interview status of ...'s spouse.</p>	<p style="text-align: right;">4514 1 <input type="checkbox"/> No spouse in household – SKIP to 3c 2 <input type="checkbox"/> Interview for spouse not yet conducted 3 <input type="checkbox"/> Interview for spouse already conducted – SKIP to 3c</p>
<p>3b. During the 4-month period how much of these kinds of dividends did ... earn jointly with ...'s (husband/wife)?</p>	<p style="text-align: right;">4516 \$ <input style="width: 60px;" type="text"/> . <input style="width: 30px;" type="text"/> 00 x3 <input type="checkbox"/> None x1 <input type="checkbox"/> DK x2 <input type="checkbox"/> Ref. – SKIP to next ISS Code or Statement A, page 50</p>
<p>c. During the 4-month period, how much of these kinds of dividends did ... earn (in ...'s name only)?</p>	<p style="text-align: right;">4518 \$ <input style="width: 60px;" type="text"/> . <input style="width: 30px;" type="text"/> 00 x3 <input type="checkbox"/> None x1 <input type="checkbox"/> DK x2 <input type="checkbox"/> Ref. – SKIP to next ISS Code or Statement A, page 50</p>
<p>CHECK ITEM A76 Interview status of ...'s spouse.</p>	<p style="text-align: right;">4522 1 <input type="checkbox"/> No spouse in household – SKIP to 3a 2 <input type="checkbox"/> Interview for spouse not yet conducted 3 <input type="checkbox"/> Interview for spouse already conducted – SKIP to 3a</p>
<p>4a. As of (read last day of reference period), what was the market value of the stocks or mutual funds held jointly by ... and ...'s (husband/wife)? (If ... is self-employed and the business is incorporated, exclude the stock held in that business.)</p>	<p style="text-align: right;">4524 \$ <input style="width: 60px;" type="text"/> . <input style="width: 30px;" type="text"/> 00 – SKIP to 4c x3 <input type="checkbox"/> None – SKIP to 5a x1 <input type="checkbox"/> DK x2 <input type="checkbox"/> Ref. – SKIP to next ISS Code or Statement A, page 50</p>
<p>b. (This information is especially important for the purposes of this survey.) If I were to call back later would you be able to provide me with an estimate of the amount?</p>	<p style="text-align: right;">4526 1 <input type="checkbox"/> Yes – Mark Reminder Card, Item 12 2 <input type="checkbox"/> No</p>




Section 3 – AMOUNTS

Part B – STOCKS AND MUTUAL FUND SHARES (ISS Code 110) – Continued

4c. Was any debt or margin account held against these jointly held stocks or mutual funds as of (Read last day of reference period)?	B03B 1 <input type="checkbox"/> Yes 2 <input type="checkbox"/> No – SKIP to 5a
d. As of (Read last day of reference period), what was the amount of the debt or margin account? (If respondent answers "DK," probe for estimate before marking "DK" box)	B040 \$ <input style="width: 100px;" type="text"/> . <input style="width: 50px;" type="text"/> x1 <input type="checkbox"/> DK x2 <input type="checkbox"/> Ref. – SKIP to next ISS Code or Statement A, page 50
5a. Besides the stocks or mutual fund shares held jointly with ...'s (husband/wife), did ... hold any other stocks or mutual fund shares?	B042 1 <input type="checkbox"/> Yes 2 <input type="checkbox"/> No – SKIP to next ISS code or Statement A, page 50
b. As of (Read the last day of last reference period), what was the market value of the stocks or mutual funds ... held in (his/her) OWN name? (If ... is self-employed and the business is incorporated, exclude stock held in that business) ★	B044 \$ <input style="width: 100px;" type="text"/> . <input style="width: 50px;" type="text"/> – SKIP to 5d x1 <input type="checkbox"/> DK x2 <input type="checkbox"/> Ref. – SKIP to next ISS Code or Statement A, page 50
c. (This information is especially important for the purposes of this survey.) If I were to call back (star would you be able to provide me with an estimate of the amount)?	B046 1 <input type="checkbox"/> Yes – Mark Reminder Card, item 13 2 <input type="checkbox"/> No
d. Was any debt or margin account held against ...'s stocks or mutual funds as of (Read the last day of the reference period)?	B048 1 <input type="checkbox"/> Yes 2 <input type="checkbox"/> No – SKIP to next ISS Code or Statement A, page 50
e. As of (Read last day of reference period), what was the amount of the debt or margin account? (If respondent answers "DK," probe for estimate before marking "DK" box)	B050 \$ <input style="width: 100px;" type="text"/> . <input style="width: 50px;" type="text"/> } SKIP to next ISS Code or Statement A, page 50 x1 <input type="checkbox"/> DK x2 <input type="checkbox"/> Ref.

NOTES




Section 3 — AMOUNTS

359

Part B — RENTAL INCOME (ISS Code 120)

<p>1. Earlier you told me that ... owned some rental property.</p> <p>CHECKS: ITEMPATZ Interview status of ...'s spouse.</p>	<p>4600 1 <input type="checkbox"/> No spouse in household — SKIP to 3a 2 <input type="checkbox"/> Interview for spouse not yet conducted 3 <input type="checkbox"/> Interview for spouse already conducted — SKIP to 3a</p>
<p>2a. Did ... receive any rental income from property owned jointly by ... and ...'s (husband/wife) during the last 4 months? Include only property owned entirely by couple.</p>	<p>4602 1 <input type="checkbox"/> Yes 2 <input type="checkbox"/> No — SKIP to 2d</p>
<p>b. About how much was received in gross rent from this property during the 4-month period?</p>	<p>4604 \$ <input style="width: 60px;" type="text"/> . <input style="width: 30px;" type="text"/> 00</p> <p>x1 <input type="checkbox"/> DK x2 <input type="checkbox"/> Ref. — SKIP to next ISS Code or Statement A, page 50</p>
<p>c. What is your best estimate of the amount that was cleared after expenses? Enter \$1 in amount box if respondent reports "broke even."</p>	<p>4606 <input style="width: 60px;" type="text"/> 0 . <input style="width: 30px;" type="text"/> 00 } SKIP to 2e</p> <p>x1 <input type="checkbox"/> DK x2 <input type="checkbox"/> Ref. — SKIP to next ISS Code or Statement A, page 50</p> <p>4608 x4 <input type="checkbox"/> Lost money — Enter amount of loss in box — SKIP to 2e</p>
<p>d. As of (Read last day of reference period), did ... own any rental property jointly with ...'s (husband/wife)? (Include only property owned entirely by ... and ...'s (husband/wife).)</p>	<p>8052 1 <input type="checkbox"/> Yes 2 <input type="checkbox"/> No x1 <input type="checkbox"/> DK } SKIP to 3a</p>
<p>e. How many properties did ... own jointly with ...'s (husband/wife) as of (Read last day of reference period)?</p>	<p>8054 <input style="width: 40px;" type="text"/> Number of properties</p> <p>x1 <input type="checkbox"/> None — SKIP to 3a x1 <input type="checkbox"/> DK x2 <input type="checkbox"/> Ref. — SKIP to next ISS Code or Statement A, page 50</p>
<p>f. What type of property(ies) (was it/were they)? Mark (X) all that apply.</p>	<p>8055 7 <input type="checkbox"/> Vacation home 8058 2 <input type="checkbox"/> Other residential property 8060 3 <input type="checkbox"/> Farm property 8062 4 <input type="checkbox"/> Commercial property 8064 5 <input type="checkbox"/> Equipment 8066 6 <input type="checkbox"/> Other — Specify _____</p>
<p>g. As of (Read the last day of reference period), what was the total market value of the property(ies)?</p> <p style="text-align: center;">★</p>	<p>8068 \$ <input style="width: 60px;" type="text"/> . <input style="width: 30px;" type="text"/> 00 — SKIP to 2f</p> <p>x1 <input type="checkbox"/> DK x2 <input type="checkbox"/> Ref. — SKIP to next ISS Code or Statement A, page 50</p>
<p>h. (This information is especially important for the purposes of this survey.) If I were to call back later would you be able to provide me with an estimate of the amount?</p>	<p>8070 1 <input type="checkbox"/> Yes — Mark Reminder Card, item 14 2 <input type="checkbox"/> No</p>
<p>i. Was there a mortgage, deed of trust, or other debt on the property(ies)?</p>	<p>8072 1 <input type="checkbox"/> Yes 2 <input type="checkbox"/> No x1 <input type="checkbox"/> DK } SKIP to 3a</p>
<p>j. As of (Read last day of reference period), how much principal was owed on the property(ies)? (If respondent answers "DK," probe for estimate before marking "DK" box)</p>	<p>8074 \$ <input style="width: 60px;" type="text"/> . <input style="width: 30px;" type="text"/> 00</p> <p>x1 <input type="checkbox"/> DK x2 <input type="checkbox"/> Ref.</p>
<p>3a. Did ... receive rental income from property owned entirely in ...'s OWN name during the last 4 months?</p>	<p>4810 1 <input type="checkbox"/> Yes 2 <input type="checkbox"/> No — SKIP to 3d</p>


ISS CODE 120




Section 3 - AMOUNTS (Continued)

Part E - RENTAL INCOME (ISS Code 120) (Continued)

3b. About how much was received in gross rent from this property during the 4-month period?	4812 \$ <input type="text"/> . <input type="text"/> 00 x1 <input type="checkbox"/> OK x2 <input type="checkbox"/> Ref. - SKIP to next ISS Code or Statement A, page 50
c. What is your best estimate of the amount that was cleared after expenses? Enter \$1 in amount box if respondent reports "broke even."	4814 \$ <input type="text"/> . <input type="text"/> 00 } SKIP to 3a x1 <input type="checkbox"/> OK x2 <input type="checkbox"/> Ref. - SKIP to next ISS Code or Statement A, page 50 4818 x4 <input type="checkbox"/> Lost money - Enter amount of loss in box - SKIP to 3a
d. As of (Read last day of the reference period), did ... own any rental property in ...'s OWN name?	8078 1 <input type="checkbox"/> Yes 2 <input type="checkbox"/> No } SKIP to 4a x1 <input type="checkbox"/> OK
e. How many properties did ... own in ...'s OWN name as of (Read last day of the reference period)?	8078 <input type="text"/> Number of properties x1 <input type="checkbox"/> None - SKIP to 4a x1 <input type="checkbox"/> DK x2 <input type="checkbox"/> Ref. - SKIP to next ISS Code or Statement A, page 50
f. What type of property(ies) (was it/were they)? Mark (X) all that apply.	8080 1 <input type="checkbox"/> Vacation home 8082 2 <input type="checkbox"/> Other residential property 8084 3 <input type="checkbox"/> Farm property 8086 4 <input type="checkbox"/> Commercial property 8088 5 <input type="checkbox"/> Equipment 8090 6 <input type="checkbox"/> Other - Specify _____
g. As of (Read last day of reference period), what was the total market value of the property(ies)? ★	8092 \$ <input type="text"/> . <input type="text"/> 00 - SKIP to 3i x1 <input type="checkbox"/> DK x2 <input type="checkbox"/> Ref. - SKIP to next ISS Code or Statement A, page 50
h. (This information is especially important for the purposes of this survey.) If I were to call back later would you be able to provide me with an estimate of the amount?	8094 1 <input type="checkbox"/> Yes - Mark Reminder Card, Item 15 2 <input type="checkbox"/> No
i. Was there a mortgage, deed of trust, or other debt on the property(ies)?	8096 1 <input type="checkbox"/> Yes 2 <input type="checkbox"/> No } SKIP to 4e x1 <input type="checkbox"/> DK
j. As of (Read last day of reference period), how much principal was owed on the property(ies)? If respondent answers "DK," probe for estimate before marking "DK" box.	8098 \$ <input type="text"/> . <input type="text"/> 00 x1 <input type="checkbox"/> DK x2 <input type="checkbox"/> Ref. - SKIP to next ISS Code or Statement A, page 50
4a. Did ... receive any rental income from property owned jointly with others during the last 4 months? (Not including property owned entirely by ... and ...'s spouse.)	4818 1 <input type="checkbox"/> Yes 2 <input type="checkbox"/> No - SKIP to 4c
b. What is your best estimate of ...'s share of the amount cleared on this property during the last 4 months? Enter \$1 in amount box if respondent reports "broke even."	4820 \$ <input type="text"/> . <input type="text"/> 00 } SKIP to 4d x1 <input type="checkbox"/> DK x2 <input type="checkbox"/> Ref. - SKIP to next ISS Code or Statement A, page 50 4822 x4 <input type="checkbox"/> Lost money - Enter amount of loss in box - SKIP to 4d







Section 3 — AMOUNTS

Part F — MORTGAGES, ROYALTIES, AND OTHER FINANCIAL INVESTMENTS (ISS Codes 130, 140, and 150)

CHECK/ITEM A18	Asset types owned. Mark (X) all that apply.	4700 4702 4704	1 <input type="checkbox"/> ISS Code 130 — Mortgages 2 <input type="checkbox"/> ISS Code 140 — Royalties 3 <input type="checkbox"/> ISS Code 150 — Other financial investments
CHECK/ITEM A18	Is ISS Code 130 marked in Check Item A18?	4706	1 <input type="checkbox"/> Yes 2 <input type="checkbox"/> No — SKIP to 3
CHECK/ITEM A20	Interview status of ...'s spouse.	4708	1 <input type="checkbox"/> No spouse in household — SKIP to 2b 2 <input type="checkbox"/> Interview for spouse not yet conducted 3 <input type="checkbox"/> Interview for spouse already conducted — SKIP to 2a
1a.	Earlier you said ... held a mortgage. Did ... own this jointly with ...'s spouse?	4710	1 <input type="checkbox"/> Yes 2 <input type="checkbox"/> No — SKIP to 2b
b.	During the past 4 months how much interest was paid to ... and ...'s (husband/wife) by the borrower?	4712	\$ <input type="text"/> . <input type="text"/> 00 x3 <input type="checkbox"/> None x1 <input type="checkbox"/> DK x2 <input type="checkbox"/> Ref.
c.	As of (Read last day of reference period), how much principal was owed to ... and ...'s (husband/wife) on this (these) mortgage(s)?	4714	\$ <input type="text"/> . <input type="text"/> 00 x3 <input type="checkbox"/> None x1 <input type="checkbox"/> DK x2 <input type="checkbox"/> Ref. — SKIP to Check Item A21
2a.	(Besides any jointly held mortgages,) did ... hold any mortgages in ...'s own name?	4714	1 <input type="checkbox"/> Yes 2 <input type="checkbox"/> No — SKIP to Check Item A21
b.	(Earlier you said that ... held a mortgage.) During the past 4 months how much interest was paid to ... by the borrower?	4716	\$ <input type="text"/> . <input type="text"/> 00 x3 <input type="checkbox"/> None x1 <input type="checkbox"/> DK x2 <input type="checkbox"/> Ref. — SKIP to Check Item A21
c.	As of (Read last day of reference period), how much principal was owed to ... on this (these) mortgage(s)?	4718	\$ <input type="text"/> . <input type="text"/> 00 x3 <input type="checkbox"/> None x1 <input type="checkbox"/> DK x2 <input type="checkbox"/> Ref.
CHECK/ITEM A21	Is ISS Code 140 or 150 marked in Check Item A18?	4718	1 <input type="checkbox"/> Yes 2 <input type="checkbox"/> No — SKIP to Statement A, page 50
3.	Earlier you said ... had (Read asset types). During the past 4 months, how much income did ... receive from these (Read asset types)? If income was shared, count only ...'s share.	4720	\$ <input type="text"/> . <input type="text"/> 00 x3 <input type="checkbox"/> None x1 <input type="checkbox"/> DK x2 <input type="checkbox"/> Ref. — SKIP to Statement A, page 50
		4722	x4 <input type="checkbox"/> Lost money — Enter amount of loss in box
CHECK/ITEM A22	Is ISS Code 150 marked in Check Item A18?	4730	1 <input type="checkbox"/> Yes 2 <input type="checkbox"/> No — SKIP to Statement A, page 50
4.	As of (Read last day of reference period), what was ...'s equity in other financial investments? (By equity we mean the total market value less any debts held against it.) If investment is jointly owned, count only ...'s share of equity.	4732	\$ <input type="text"/> . <input type="text"/> 00 x3 <input type="checkbox"/> None x1 <input type="checkbox"/> DK x2 <input type="checkbox"/> Ref. } SKIP to Statement A, page 50

NOTES





MISSING WAVE

CHECKS ITEM M2	Does person number begin with a "7"?	6000	<input type="checkbox"/> Yes - SKIP to Check Item C1, page 72 <input type="checkbox"/> No
CHECKS ITEM M2	Was an interview obtained for ... last reference period? (ICG item 44)	6002	<input type="checkbox"/> Yes - SKIP to Check Item C1, page 72 <input type="checkbox"/> No
CHECKS ITEM M3	Was an interview obtained two waves ago? (ICG item 44)	6004	<input type="checkbox"/> Yes <input type="checkbox"/> No - SKIP to Check Item C1, page 72
STATEMENT M4			
We were unable to obtain information similar to what we've just talked about for ... for the period _____ through _____ 1984. The next few questions help fill in this missing information about ...'s economic situation during that period.			
1. During the period from (Read missing wave period) _____ through _____ did ... have a job or business, either full or part time, even for only a few days?			
		6006	<input type="checkbox"/> Yes - SKIP to 3a <input type="checkbox"/> No
2. Even though ... did not have a job during that period, did ... spend any time looking for work or on layoff?			
		6008	<input type="checkbox"/> Yes - SKIP to 5a <input type="checkbox"/> No - SKIP to Check Item M5
3a. Did ... have a job or business, either full or part time, during EACH of the weeks in this period?			
		6010	<input type="checkbox"/> Yes <input type="checkbox"/> No - SKIP to 3c
b. Was ... absent without pay from ...'s job for any FULL weeks during (Read missing wave period) _____ through _____ because of layoff?			
		6012	<input type="checkbox"/> Yes - SKIP to 3f <input type="checkbox"/> No - SKIP to Check Item M5
c. In which months did ... have a job or business?			
		6014 6016 6018 6020	<input type="checkbox"/> First month in period (8 months ago) <input type="checkbox"/> Second month in period (7 months ago) <input type="checkbox"/> Third month in period (6 months ago) <input type="checkbox"/> Fourth month in period (5 months ago)
d. How many weeks in ... (Read months marked in 3c) did ... have a job or business? (Show respondent Flashcard W)			
		6022 6024 6026 6028	<input type="checkbox"/> Weeks in first month (8 months ago) <input type="checkbox"/> Weeks in second month (7 months ago) <input type="checkbox"/> Weeks in third month (6 months ago) <input type="checkbox"/> Weeks in fourth month (5 months ago)
e. Of the weeks that ... had a job or business, was ... absent for any full weeks without pay because of layoff?			
		6030	<input type="checkbox"/> Yes <input type="checkbox"/> No - SKIP to 4
f. In which months was ... absent from ...'s job because of layoff?			
		6032 6034 6036 6038	<input type="checkbox"/> First month in period (8 months ago) <input type="checkbox"/> Second month in period (7 months ago) <input type="checkbox"/> Third month in period (6 months ago) <input type="checkbox"/> Fourth month in period (5 months ago)
g. How many weeks in ... (Read months marked in 3f) was ... absent from ...'s job because of layoff? (Show respondent Flashcard W)			
		6040 6042 6044 6046	<input type="checkbox"/> Weeks in first month (8 months ago) <input type="checkbox"/> Weeks in second month (7 months ago) <input type="checkbox"/> Weeks in third month (6 months ago) <input type="checkbox"/> Weeks in fourth month (5 months ago)
CHECKS ITEM M4	Is 3a marked "Yes"?	6048	<input type="checkbox"/> Yes - SKIP to Check Item M5 <input type="checkbox"/> No
4. During this period, when ... did NOT have a job or business, did ... spend any time looking for work or on layoff?			
		6060	<input type="checkbox"/> Yes <input type="checkbox"/> No - SKIP to Check Item M5
5a. In which months did ... spend time looking for work or on layoff (when ... did NOT have a job or business)?			
		6062 6064 6066 6068	<input type="checkbox"/> First month in period (8 months ago) <input type="checkbox"/> Second month in period (7 months ago) <input type="checkbox"/> Third month in period (6 months ago) <input type="checkbox"/> Fourth month in period (5 months ago)
b. How many weeks in ... (Read months marked in 5a) did ... spend time looking for work or on layoff? (Do not include any weeks already counted in 3g) (Show respondent Flashcard W)			
		6080 6082 6084 6086	<input type="checkbox"/> Weeks in first month (8 months ago) <input type="checkbox"/> Weeks in second month (7 months ago) <input type="checkbox"/> Weeks in third month (6 months ago) <input type="checkbox"/> Weeks in fourth month (5 months ago)
CHECK ITEM M6	Are any income types listed in the Income Roster (Item 6a) or the ISS?	6068	<input type="checkbox"/> Yes <input type="checkbox"/> No - SKIP to 6d

INTERVIEWER INSTRUCTION

1. If any income codes (1 - 56), not already listed in the Income Roster (Item 6a), appear on the ISS, transcribe them to the Income Roster.
2. Mark column (5) of the Income Roster for ALL income codes that appear on the ISS.
3. Go to Check Item M6.



MISSING WAVE (Continued)

6a. INCOME ROSTER

The missing wave period covers the 4-month period from _____ through _____.

Line No. (1)	Income type description (2)	Income code (3)	Received 2 waves ago (4)	Received this wave (5)
6070	1	6072	6074	6076
6078	2	6080	6082	6084
6086	3	6088	6090	6092
6094	4	6096	6098	6100
6102	5	6104	6106	6108
6110	6	6112	6114	6116
6118	7	6120	6122	6124
6126	8	6128	6130	6132
6134	9	6136	6138	6140
6142	10	6144	6146	6148

CHECKS ITEM 6 Did ... have any income sources 2 waves ago that ... did not have this wave? (Only column 4 of the Income Roster is marked)

6150 1 Yes - Enter income codes in item 5b and read item 5b to respondent.
 2 No - SKIP to Check item M7

6b. In our visit of 8 months ago, we recorded that ... received certain types of income that we have not recorded for this visit - namely (Read income types).

(Ask for each income type:) During the 4-month period (Read missing wave period) from _____ through _____, in which months, if any, did ... receive (Read income type)?

Income type code	Months received					
	M1 = earliest month in period/M4 = most recent month in period					
	All	M1	M2	M3	M4	None
6152	6154	6156	6158	6160	6162	6164
6166	6168	6170	6172	6174	6176	6178
6180	6182	6184	6186	6188	6190	6192
6194	6196	6198	6200	6202	6204	6206
6208	6210	6212	6214	6216	6218	6220
6222	6224	6226	6228	6230	6232	6234
6236	6238	6240	6242	6244	6246	6248
6250	6252	6254	6256	6258	6260	6262

CHECKS ITEM M7 Did ... have any income sources this wave that ... did not have 2 waves ago? (Only column 5 of the Income Roster is marked)

6154 1 Yes - Enter income codes in item 6b and read item 6b to the respondent.
 2 No - SKIP to item 6d

6c. We have recorded during this visit that ... received certain types of income that ... was not receiving at the time of our visit 8 months ago - namely (Read income types).

(Ask for each income type:) During the 4-month period (Read missing wave period) from _____ through _____, in which months, if any, did ... receive (Read income type)?

Income type code	Months received					
	M1 = earliest month in period/M4 = most recent month in period					
	All	M1	M2	M3	M4	None
6266	6268	6270	6272	6274	6276	6278
6280	6282	6284	6286	6288	6290	6292
6294	6296	6298	6300	6302	6304	6306
6308	6310	6312	6314	6316	6318	6320
6322	6324	6326	6328	6330	6332	6334
6336	6338	6340	6342	6344	6346	6348
6350	6352	6354	6356	6358	6360	6362
6364	6366	6368	6370	6372	6374	6376



MISSING WAVE (Continued)

6d. During the 4-month period (Past missing wave period) from _____ through _____ did ... receive any income that we haven't talked about?

1 Yes
 2 No — SKIP to Check Item M9

6e. What kind of income was it? (Enter income type code at right from Income Source List on page 766. Ask for each income type —) During which months did ... receive that type of income?

Income type code	Months received				
	M1 = earliest month in period; M4 = most recent month in period				
	All	M1	M2	M3	M4
6380	6382 <input type="checkbox"/>	6384 <input type="checkbox"/>	6386 <input type="checkbox"/>	6388 <input type="checkbox"/>	6390 <input type="checkbox"/>
6392	6394 <input type="checkbox"/>	6396 <input type="checkbox"/>	6398 <input type="checkbox"/>	6400 <input type="checkbox"/>	6402 <input type="checkbox"/>
6404	6406 <input type="checkbox"/>	6408 <input type="checkbox"/>	6410 <input type="checkbox"/>	6412 <input type="checkbox"/>	6414 <input type="checkbox"/>
6416	6418 <input type="checkbox"/>	6420 <input type="checkbox"/>	6422 <input type="checkbox"/>	6424 <input type="checkbox"/>	6426 <input type="checkbox"/>
6428	6430 <input type="checkbox"/>	6432 <input type="checkbox"/>	6434 <input type="checkbox"/>	6436 <input type="checkbox"/>	6438 <input type="checkbox"/>
6440	6442 <input type="checkbox"/>	6444 <input type="checkbox"/>	6446 <input type="checkbox"/>	6448 <input type="checkbox"/>	6450 <input type="checkbox"/>
6462	6464 <input type="checkbox"/>	6466 <input type="checkbox"/>	6468 <input type="checkbox"/>	6470 <input type="checkbox"/>	6472 <input type="checkbox"/>
6464	6466 <input type="checkbox"/>	6468 <input type="checkbox"/>	6470 <input type="checkbox"/>	6472 <input type="checkbox"/>	6474 <input type="checkbox"/>

NOTES



MISSING WAVE (Continued)

CHECK ITEM M9		Are any assets listed in the Asset Roster (Item 7a) or the ISS?	5475	<input type="checkbox"/> Yes <input type="checkbox"/> No - SKIP to 7d
INTERVIEWER INSTRUCTION				
1. If any asset codes (100-150, 174, 175), not already listed in the Asset Roster (item 7a), appear on the ISS, transcribe them to the Asset Roster.				
2. Mark column (5) of the Asset Roster for ALL asset codes that appear on the ISS.				
3. Go to Check Item M9.				
7a. ASSET ROSTER				
The missing wave period covers the 4-month period from _____ through _____.				
Line No. (1)	Asset type description (2)	Asset code (3)	Had 2 waves ago (4)	Had this wave (5)
5478		5480	5482	5484
1			<input type="checkbox"/>	<input type="checkbox"/>
5486		5488	5490	5492
2			<input type="checkbox"/>	<input type="checkbox"/>
5494		5496	5498	5500
3			<input type="checkbox"/>	<input type="checkbox"/>
5502		5504	5506	5508
4			<input type="checkbox"/>	<input type="checkbox"/>
5510		5512	5514	5516
5			<input type="checkbox"/>	<input type="checkbox"/>
5518		5520	5522	5524
6			<input type="checkbox"/>	<input type="checkbox"/>
5526		5528	5530	5532
7			<input type="checkbox"/>	<input type="checkbox"/>
5534		5536	5538	5540
8			<input type="checkbox"/>	<input type="checkbox"/>
5542		5544	5546	5548
9			<input type="checkbox"/>	<input type="checkbox"/>
5550		5552	5554	5556
10			<input type="checkbox"/>	<input type="checkbox"/>
CHECK ITEM M10		Did ... have any asset types 2 waves ago that ... did not have this wave? (Only column 4 of the Asset Roster is marked.)	5560	<input type="checkbox"/> Yes - Enter asset code(s) in item 7b and read item 7b to respondent. <input type="checkbox"/> No - SKIP to Check item M10
7b. In our visit of 8 months ago, we recorded that ... had certain assets that we have not recorded during this visit - namely (Read asset types).			Asset code	Yes No
ASK FOR EACH -			5560	5562 <input type="checkbox"/> <input type="checkbox"/>
Did ... own this asset at any time during the period (Read missing wave period) from _____ through _____			5564	5566 <input type="checkbox"/> <input type="checkbox"/>
			5568	5570 <input type="checkbox"/> <input type="checkbox"/>
CHECK ITEM M10		Did ... have any asset types this wave that ... did not have 2 waves ago? (Only column 5 of the Asset Roster is marked.)	5572	<input type="checkbox"/> Yes - Enter asset code(s) in item 7a and read item 7a to respondent. <input type="checkbox"/> No - SKIP to item 7d
7c. We have recorded during this visit that ... had certain types of assets that ... did not have at the time of our visit 8 months ago - namely (Read asset types).			Asset code	Yes No
ASK FOR EACH -			5578	5576 <input type="checkbox"/> <input type="checkbox"/>
Did ... own this (these) asset(s) at any time during the period (Read missing wave period) from _____ through _____			5580	5582 <input type="checkbox"/> <input type="checkbox"/>
			5584	5586 <input type="checkbox"/> <input type="checkbox"/>
d. During the 4-month period (Read missing wave period) from _____ through _____, did ... have any assets that we haven't talked about?		5588	<input type="checkbox"/> Yes <input type="checkbox"/> No - SKIP to Check item M11	



MISSING WAVE (Continued)

7b. What was the asset type called? (Enter asset code(s) at right from income Source List on page 76a.)

Asset code	Asset code
6590	6592
6593	6594
6595	6596
6597	6598
6599	6599

CHECK ITEM MY# Is Medicare marked on CC Item 47? **6610** 1 Yes - SKIP to 9
2 No

CHECK ITEM MY# Is ... 65 years of age or older? **6612** 1 Yes - SKIP to 8
2 No

CHECK ITEM MY# Refer to item 18a, page 7 Is ... disabled? **6614** 1 Yes
2 No - SKIP to 9

8. During the 4 month period from (Read missing wave period) _____ through _____, was ... covered by Medicare? **6616** 1 Yes
2 No


9. During the 4 month period from (Read missing wave period) from _____ through _____, was ... covered by (Use local name for Medicaid) or another public assistance program that pays for medical care? **6618** 1 Yes
2 No

CHECK ITEM MY# Is ... 17 to 49 years of age? **6620** 1 Yes
2 No - SKIP to Check Item C1

10. During the 4 month period from (Read missing wave period) _____ through _____, did ... attend school beyond the high school level including a college, university, or other school? **6622** 1 Yes
2 No - SKIP to Check Item C1

11. Were any of ...'s educational expenses during the period from (Read missing wave period) _____ through _____ paid for by a Pell/EDG Grant, a Guaranteed or National Direct Student Loan, or any other type of scholarship or grant? **6624** 1 Yes } SKIP to Check Item C1
2 No }

NOTES



CALLBACK SUMMARY

CHECK ITEM C1	Are any items marked on reminder Card for ...?	5000	<input type="checkbox"/> Yes - Mark appropriate item(s) below, then SKIP to Check Item C2 <input type="checkbox"/> No - SKIP to Check Item C2	
<input type="checkbox"/>	1. Social Security Number (Enter in on item 33b)		[] [] [] - [] [] - [] [] [] []	
<input type="checkbox"/>	2. Medicare claim number (item 23b, page 9)	5002	[] [] [] - [] [] - 5004	[] [] [] [] - [] []
<input type="checkbox"/>	3. EMPLOYER			
<input type="checkbox"/>	a. Employer #1 (item 6, page 15) What was the total amount of pay received before deductions on this job in ...?	5006	\$ [] [] [] [] [] [] [] [] [] []	.00 Last month
		5008	\$ [] [] [] [] [] [] [] [] [] []	.00 2 months ago
		5010	\$ [] [] [] [] [] [] [] [] [] []	.00 3 months ago
		5012	\$ [] [] [] [] [] [] [] [] [] []	.00 4 months ago
<input type="checkbox"/>	b. Employer #2 (item 16, page 17) What was the total amount of pay received before deductions on this job in ...?	5014	\$ [] [] [] [] [] [] [] [] [] []	.00 Last month
		5016	\$ [] [] [] [] [] [] [] [] [] []	.00 2 months ago
		5018	\$ [] [] [] [] [] [] [] [] [] []	.00 3 months ago
		5020	\$ [] [] [] [] [] [] [] [] [] []	.00 4 months ago
<input type="checkbox"/>	4. SELF-EMPLOYMENT			
<input type="checkbox"/>	a. Self-employment #1 (item 7, page 18) What was the total amount of income received from this business in ...?	5022	\$ [] [] [] [] [] [] [] [] [] []	.00 Last month
		5024	\$ [] [] [] [] [] [] [] [] [] []	.00 2 months ago
		5026	\$ [] [] [] [] [] [] [] [] [] []	.00 3 months ago
		5028	\$ [] [] [] [] [] [] [] [] [] []	.00 4 months ago
<input type="checkbox"/>	b. Self-employment #2 (item 18, page 22) What was the total amount of income received from this business in ...?	5030	\$ [] [] [] [] [] [] [] [] [] []	.00 Last month
		5032	\$ [] [] [] [] [] [] [] [] [] []	.00 2 months ago
		5034	\$ [] [] [] [] [] [] [] [] [] []	.00 3 months ago
		5036	\$ [] [] [] [] [] [] [] [] [] []	.00 4 months ago
Amounts as of <input type="text" value="Month/day/year"/> (the last day of the reference period)				
<input type="checkbox"/>	5. SELF-EMPLOYMENT		Business 1	Business 2
<input type="checkbox"/>	a. What was the total value of this business before figuring in any debts that might be owed against it?	5850	\$ [] [] [] [] [] [] [] [] [] [] (item 11b, page 20)	5852 \$ [] [] [] [] [] [] [] [] [] [] (item 21b, page 23)
<input type="checkbox"/>	b. What was the total debt owed against this business?	5854	\$ [] [] [] [] [] [] [] [] [] [] (item 11d, page 20)	5856 \$ [] [] [] [] [] [] [] [] [] [] (item 21d, page 23)
<input type="checkbox"/>	6. What was the total amount in savings/ Money market deposit accounts/ CD's/ NOW accounts held jointly by husband and wife? (item 2c, page 42)	5038	\$ [] [] [] [] [] [] [] [] [] []	.00
<input type="checkbox"/>	7. What was the total amount in savings/ Money market deposit accounts/ CD's/ NOW accounts in own name? (item 3c, page 42)	5040	\$ [] [] [] [] [] [] [] [] [] []	.00
<input type="checkbox"/>	8. What was the total amount in Money market funds/securities/bonds held jointly by husband and wife? (item 2c, page 43)	5042	\$ [] [] [] [] [] [] [] [] [] []	.00

CALLBACK SUMMARY



CALLBACK SUMMARY (Continued)

8. What was the total amount in Money market funds/securities/bonds in own name? (Item 3c, page 43)

5044 \$.00

Amounts for the 4-month period of Month through Month

10. What was the amount received in dividends jointly by husband and wife during the 4-month period? (Item 7b, page 44)

5048 \$.00

11. What was the amount received in dividends in own name during the 4-month period? (Item 2a, page 44)

5050 \$.00

Amounts as of Month/day/year (the last day of the reference period)

12. What was the market value of stocks and mutual funds held jointly by husband and wife? (Item 4a, page 44)

8858 \$.00

13. What was the market value of stocks and mutual funds held in own name? (Item 5a, page 45)

8860 \$.00

14. What was the market value of rental property owned jointly by husband and wife? (Item 2g, page 46)

8862 \$.00

15. What was the market value of rental property owned in own name? (Item 3g, page 47)

8864 \$.00

16. What was the share of equity in rental property held jointly with others? (Item 4i, page 48)

8866 \$.00

17. What was the total balance or market value (including interest earned) of IRA accounts? (Item 9c, page 52)

8868 \$.00

18. What was the total balance or market value of assets in KEOGH accounts? (Item 10c, page 52)

8870 \$.00


CHECKS
REMARKS

Has an interview been conducted for all household members 15+?

5557

- 1 Yes - Enter finish time on cover page, fill in items 36 and 39 and END INTERVIEW
- 2 No - Enter finish time for this household member, THEN interview next 15+ household member

NOTES



INCOME SOURCE LIST

INCOME LIST			
Code	Type	Code	Type
1	Social Security	28	Child support payments
2	U.S. Government Railroad Retirement pay	29	Alimony payments
3	Federal Supplemental Security Income (SSI)	30	Pension from company or union
4	State Supplemental Security Income (State administered SSI only)	31	Federal Civil Service or other Federal civilian employee pensions
5	State unemployment compensation	32	U.S. Military retirement pay
6	Supplemental Unemployment Benefits	33	National Guard or Reserve Forces retirement
7	Other unemployment compensation (Trade Adjustment Act benefits, strike pay, other)	34	State government pensions
8	Veterans compensation or pensions	35	Local government pensions
9	Black lung payments	36	Income from paid-up life insurance policies or annuities
10	Worker's compensation	37	Estates and trusts
11	State temporary sickness or disability benefits	38	Other payments for retirement, disability or survivor
12	Employer or union temporary sickness policy	40	G.I. Bill/VEAP education benefits
13	Payments from a sickness, accident or disability insurance policy purchased on your own	60	Income assistance from a charitable group
20	Aid to Families with Dependent Children (AFDC, AOC)	61	Money from relatives or friends
21	General assistance or General relief	62	Lump sum payments
22	Indian, Cuban, or Refugee Assistance	63	Income from roomers or boarders
23	Foster child care payments	64	National Guard or Reserve pay
24	Other welfare	65	Incidental or casual earnings
25	WIC (Women, Infants and Children Nutrition Program)	66	Other cash income not included elsewhere
27	Food stamps		
ASSET LIST		SPECIAL INDICATORS	
Code	Type	Code	Type
100	Regular/passbook savings accounts in a bank, savings and loan or credit union	170	Worked
101	Money market deposit accounts	171	Disabled
102	Certificates of Deposit or other savings certificates	172	Medicare
103	NOW, Super NOW or other interest-earning checking accounts	173	Medicaid
104	Money market funds	174	U.S. Savings Bonds (E, EE)
105	U.S. Government securities	176	Other educational assistance
106	Municipal or corporate bonds		
107	Other interest-earning assets		
110	Stocks or mutual fund shares		
120	Rental property		
130	Mortgages		
140	Royalties		
150	Other financial investments		

INCOME SOURCE SUMMARY (ISS)

INSTRUCTIONS — Column (a) will show the income source code. In column (b), mark (X) for all sources from which income was received during the reference period. Column (c) will show the type of income source. The Amounts section should be filled starting with the page number shown in column (d) for those income sources which have been marked.

ISS code (a)	Mark (X) (b)	Type of income source (c)	Amounts section page number (d)
		INCOME CODES 1-7	
1		Social Security	
2		U.S. Government Railroad Retirement pay	
3		Federal Supplemental Security Income (SSI)	
4		State Unemployment compensation	
5		Supplemental Unemployment Benefits	
		INCOME CODES 8-13	
8		Veterans compensation or pensions	
		INCOME CODES 20-29	
20		Aid to Families with Dependent Children (AFDC, ADC)	
24		Other Welfare — Specify	
27		Food Stamps	(A) - 24
28		Child Support payments	27
29		Alimony payments	29
			33
			36
			39
		INCOME CODES 30-35	
30		Pension from company or union	
		INCOME CODES 40-45	
40		GI Bill/VEAP education benefits	
		INCOME CODES 50-55	
55		Incidental or casual earnings	
		ASSET CODES 100-150	
100		Interest Earning Assets Regular/savings book savings accounts in a bank, savings and loan or credit union	(B) - 42
101		Money market deposit accounts	
102		Certificates of Deposit or other savings certificates	
103		NOW, Super NOW or other interest-earning checking accounts	
104		Money market funds	
105		U.S. Government securities	(C) - 43
106		Municipal or corporate bonds	
107		Other interest-earning assets	
110		Stocks or mutual fund shares	(D) - 44
120		Rental property	(E) - 45
130		Mortgages	
140		Royalties	(F) - 49
150		Other financial investments	
		SPECIAL INDICATORS	
170		Worked	Section 2
171		Disabled	
172		Medicare	
173		Medicaid	
174		U.S. Savings Bonds (E, EE)	
175		Other educational assistance	DO NOT FILL

APPENDIX D

COMPARISONS OF ITEM LOCATIONS ON WAVE 1 AND LATER WAVES

A number of changes were made to the record layouts between Waves 1 and 2 for the 1984 panel, while the layouts have remained constant for all subsequent waves. The following table should help you find corresponding locations in the two formats.

<u>Starting Location</u>		<u>Difference</u>	<u>Starting Location</u>		<u>Difference</u>
Wave 1	Waves 2-4		Wave 1	Waves 2-4	
Sample Unit Record			Person Record, continued		
1-35	1-35		1373	1453	+80
n/a	38		n/a	1454	
38	39	+1	1374	1455	+81
Household Record			n/a	1531	
1-927	1-927		1450	n/a	
Family Record			1451	1575	+124
1-184	1-184		1455	n/a	
Person Record			1456	1579	+123
1-8	1-8		1572	n/a	
10	n/a		1583	1695	+112
19	19		n/a	1704	
n/a	31		1592	1731	+139
31	36	+5	Wage & Salary		
n/a	142		1-107	1-107	
137	144	+7	Self-Employed		
680	n/a		1-128	1-128	
n/a	687		General Amounts Type 1		
689	696	+7	1-8	1-8	
n/a	1171		10	n/a	
1160	1179	+19	n/a	10	
n/a	1303		n/a	135	
1284	1304	+20	135	136	+1
n/a	1308		General Amounts Type 2		
1288	1366	+78	1-8	1-8	
n/a	1441		n/a	10-17	
1363	1442	+79	n/a	135	
n/a	1452		135	136	+1



