

SIPP84-H5

SURVEY OF INCOME AND PROGRAM
PARTICIPATION (SIPP)

WAVE 5 RELATIONAL MICRODATA
FILE
CORE DATA ONLY

TECHNICAL DOCUMENTATION





SURVEY OF INCOME AND PROGRAM PARTICIPATION (SIPP)

WAVE 5 RELATIONAL MICRODATA FILE

TECHNICAL DOCUMENTATION

Washington, D.C.

1985

U.S. DEPARTMENT OF COMMERCE

**Malcolm Baldrige, Secretary
Clarence J. Brown, Deputy Secretary
Sidney Jones, Under Secretary for Economic Affairs**

BUREAU OF THE CENSUS

**John G. Keane, Director
C. Louis Kincannon, Deputy Director**

1. $\frac{1}{2} \times \frac{1}{2} = \frac{1}{4}$

2. $\frac{1}{2} \times \frac{1}{3} = \frac{1}{6}$

3.

BUREAU OF THE CENSUS

John G. Keane, Director
C. Louis Kincannon, Deputy Director

DATA USER SERVICES DIVISION

Don L. Adams, Chief
Marshall L. Turner, Jr., Assistant Chief
for User Services
Paul T. Zeisset, Assistant Chief
for Statistical Reports

ACKNOWLEDGMENTS

This technical documentation was prepared within the Data Access and Use Staff, under the direction of James P. Curry, Chief, and Barbara J. Aldrich, Chief of its Technical Information Section. Annette Ralston was coordinator for this documentation. Arnold Goldstein prepared the section on sample design, estimates, and reliability of the data based on materials developed by the Statistical Methods Division. James Clark provided technical assistance on the data dictionary. The data dictionary was developed from materials prepared by Demographic Surveys Division staff. The alphabetic index to the data dictionary was prepared by Paul T. Zeisset. Word processing support was provided by Mary G. Thomas, Jill S. Worthington, and Peggy Taber.

* * * * *

The file should be cited as follows:

Survey of Income and Program Participation (SIPP) Wave 5 Relational Microdata File [machine-readable data file] / prepared by the Bureau of the Census. --Washington: The Bureau [producer and distributor], 1985.

The technical documentation should be cited as follows:

Survey of Income and Program Participation (SIPP) Wave 5 Relational Microdata File Technical Documentation / prepared by the Data User Services Division, Bureau of the Census. --Washington: The Bureau, 1985.

* * * * *

For additional information concerning the file, contact Data User Services Division, Customer Services (Tapes), Bureau of the Census, Washington, D.C. 20233. Phone: (301) 763-4100.

For additional information concerning the technical documentation, contact Data User Services Division, Data Access and Use Staff, Bureau of the Census, Washington, D.C. 20233. Phone: (301) 763-2074.

For additional information concerning the questionnaire content, contact Jack McNeil (763-7946) or John Coder (763-5060) in Population Division, Bureau of the Census, Washington, D.C. 20233.

For additional general information about SIPP, contact Daniel Kasprzyk (763-5784) or David McMillen (763-5592) in Population Division, Bureau of the Census, Washington, D.C. 20233.

UPDATE INFORMATION

Additional information concerning this file may be available at a later date. If you have purchased this technical documentation (with or without tape purchase) from the Census Bureau and wish to receive these User Notes, please complete the coupon below and return it to:

Data User Services Division
Data Access and Use Staff
Bureau of the Census
Washington, D.C. 20233

* * * * *

Name of File: Survey of Income and Program Participation (SIPP) Wave 5
Relational Microdata File

Please send me any information that becomes available later concerning the file listed.

Name:

Address:

Phone:

1. *What is the main purpose of the document?*
The main purpose of the document is to provide a comprehensive overview of the project's progress and to identify the key challenges and opportunities that we are currently facing.

2. *What are the key findings?*

SURVEY OF INCOME AND PROGRAM PARTICIPATION (SIPP)
WAVE 5 RELATIONAL MICRODATA FILE

GENERAL INFORMATION

Introduction.	1
Planned Products from SIPP.	5
Sample Design, Estimates, and Reliability of the Data	7
Appendix A Bibliography	A-1
Appendix B Glossary of Selected Terms	B-1

TECHNICAL INFORMATION

USER NOTES.	iii
ABSTRACT.	1
FILE INFORMATION	
File Structure.	7
Geographic Coverage	7
Identification Number System.	7
Topcoding of Income Variables	8
INDEX TO SIPP RELATIONAL CORE FILE.	9
HOW TO USE THE DATA DICTIONARY	29
DATA DICTIONARY	
Sample Unit Information	31
Household Information	35
Family Information.	74
Person Information.	79
Wage/Salary Information	216
Self-Employment Information	224
General Type 1 Income Information	234
General Type 2 Income Information	255

APPENDICES

A. CODE LISTS	
A-1 Income Source Code List.	295
A-2 Income Sources Included in Monthly Cash Income	297
A-3 Sources of Means-Tested Benefits Covered in SIPP	299
A-4 1980 Census of Population Occupation Classification System	301
A-5 1980 Census of Population Industry Classification System	315
B. RECORD TYPE COUNTS.	
	323
C. FACSIMILES OF CONTROL CARD AND QUESTIONNAIRE.	
	325
D. COMPARISON OF ITEM LOCATIONS ON WAVE 1 AND LATER WAVES.	
	367

SURVEY OF INCOME AND PROGRAM PARTICIPATION (SIPP)

WAVE 5 RELATIONAL MICRODATA FILE

TECHNICAL DOCUMENTATION

GENERAL INFORMATION



INTRODUCTION

Survey Content

There are three basic elements contained in the overall design of the survey content. The first is a control card that serves several important functions. The control card is used to record basic social and demographic characteristics for each person in the household at the time of the initial interview. Because households are interviewed a total of eight or nine times, the card is also used to record changes in characteristics such as age, educational attainment, and marital status, and to record the dates when persons enter or leave the household. Finally, during each interview, information on each source of income received and the name of each job or business is transcribed to the card so that this information can be used in the updating process in subsequent interviews. A facsimile of the control card appears in an appendix to the technical documentation of SIPP files.

The second major element of the survey content is the core portion of the questionnaire. The core questions are repeated at each interview and cover labor force activity, the types and amounts of income received during the 4-month reference period, and participation status in various programs. Some of the important elements of labor force activity are recorded separately for each week of the period. Income receipt and amounts are recorded on a monthly basis with the exception of amounts of property income (interest, dividends, rent, etc.) which are recorded as totals for the 4-month period. The core also contains questions covering attendance in postsecondary schools, private health insurance coverage, public or subsidized rental housing, low-income energy assistance, and school breakfast and lunch participation. A facsimile of the questionnaire appears as an appendix in the technical documentation.

The third major element is the various supplements or topical modules that will be asked during selected household visits. The topical modules cover areas that need not be examined every 4 months. Certain of these topical modules are considered to be so important that they are viewed as an integral part of the overall survey. Other topical modules have more specific and more limited purposes. No topical modules were included in the first or second waves of SIPP. (See the following section on sample design for a definition of the term "wave.") The third wave topical module covers (1) educational attainment, (2) work history, and (3) health characteristics (including disability). The fourth wave topical module covers (1) assets and liabilities, (2) pension plan coverage, and (3) housing characteristics.

Sample Design

The SIPP sample design for the 1984 panel consists of about 26,000 housing units selected to represent the noninstitutional population of the United States of which about 21,000 of these were occupied and eligible for interview. The chart on the following page shows the sample design for the first panel of SIPP. The sample households within a given panel are divided into four subsamples of nearly equal size. These subsamples are called rotation groups and one rotation group is interviewed each month. Each household in the sample was scheduled to be interviewed at 4-month intervals over a period of 2 1/2 years beginning in October 1983. The reference period for the questions is the 4-month period preceding the interview. For example, households interviewed in October 1983 were asked questions for the months June, July, August, and September. This household was interviewed again in February 1984 for the October through January period.

Design of First SIPP Panel

<u>Rotation</u>	<u>Wave</u>	<u>Interview month</u>	<u>Reference months</u>
1	1	Oct. 83	June, July, Aug., Sept. (83)
2	1	Nov. 83	July, Aug., Sept., Oct. (83)
3	1	Dec. 83	Aug., Sept., Oct., Nov. (83)
4	1	Jan. 84	Sept., Oct., Nov., Dec. (83)
1	2	Feb. 84	Oct., Nov., Dec. (83), Jan. (84)
2	2	March 84	Nov., Dec. (83), Jan., Feb. (84)
3	2	April 84	Dec. (83), Jan., Feb., March (84)
4	3	May 84	Jan., Feb., March, April (84)
1	3	June 84	Feb., March, April, May (84)
2	3	July 84	March, April, May, June (84)
3	3	Aug. 84	April, May, June, July (84)
4	4	Sept. 84	May, June, July, Aug. (84)
1	4	Oct. 84	June, July, Aug., Sept. (84)
2	4	Nov. 84	July, Aug., Sept., Oct. (84)
3	4	Dec. 84	Aug., Sept., Oct., Nov. (84)
4	5	Jan. 85	Sept., Oct., Nov., Dec. (84)
1	5	Feb. 85	Oct., Nov., Dec. (84), Jan. (85)
2	5	March 85	Nov., Dec. (84), Jan., Feb. (85)
3	5	April 85	Dec. (84), Jan., Feb., March (85)
4	6	May 85	Jan., Feb., March, April (85)
1	6	June 85	Feb., March, April, May (85)
2	6	July 85	March, April, May, June (85)
3	6	Aug. 85	April, May, June, July (85)
4	7	Sept. 85	May, June, July, Aug. (85)
1	7	Oct. 85	June, July, Aug., Sept. (85)
2	7	Nov. 85	July, Aug., Sept., Oct. (85)
3	7	Dec. 85	Aug., Sept., Oct., Nov. (85)
4	8	Jan. 86	Sept., Oct., Nov., Dec. (85)
1	8	Feb. 86	Oct., Nov., Dec. (85), Jan. (86)
2	8	March 86	Nov., Dec. (85), Jan., Feb. (86)
3	8	April 86	Dec. (85), Jan., Feb., March (86)
4	9	May 86	Jan., Feb., March, April (86)
1	9	June 86	Feb., March, April, May (86)
2	9	July 86	March, April, May, June (86)
3	9	Aug. 86	April, May, June, July (86)

In general, one cycle of interviews covering the entire sample, using the same questionnaire, is called a wave.¹ This design was chosen because it provides a smooth and steady work load for data collection and processing.

A new panel of slightly smaller size is scheduled to be introduced in February 1985 and in January of each succeeding year. This overlapping design provides a much larger sample size (almost twice as large) from which cross-sectional estimates can be made. The overlap also enhances the survey's ability to measure change by lowering the standard errors on differences between estimates for two points in time.

Survey Operations

Data collection operations are managed through the Census Bureau's 12 permanent regional offices. A staff of interviewers assigned to SIPP conduct interviews by personal visit each month with most interviewing completed during the first 2 weeks of that month. Completed questionnaires are transmitted to the regional offices where they undergo an extensive clerical edit before being entered into the Bureau's SIPP data processing system. Upon entering this processing system the data are subjected to a detailed computer edit. Errors identified in this phase are corrected and computer processing continues.

Two of the major steps of computer processing are the assignment of weights to each sample person and imputation for missing survey responses. The weighting procedures assure that SIPP estimates of the number of persons agree with independent estimates of the population within specified age, race, and sex categories. The procedures also assure close correspondence with monthly CPS estimates of households. In almost all cases, a survey nonresponse is assigned a value in the imputation phase of processing. The imputation for missing responses is based on procedures generally referred to as the "hot deck" approach. This approach assigns values for the nonresponse from a sample person who did provide a response and who has characteristics similar to those of the nonrespondent.

The longitudinal design of SIPP dictates that all persons 15 years old and over present as household members at the time of the first interview be part of the survey throughout the entire 2 1/2 year-period. To meet this goal the survey collects information useful in locating persons who move. In addition, field procedures were established that allow for the transfer of sample cases between regional offices. Persons moving within a 100-mile radius of an original sampling area (a county or group of counties) are followed and continue with the normal personal interviews at 4-month intervals. Those moving to a new residence that fall outside the 100-mile radius of any SIPP sampling area are interviewed by telephone. The geographic areas defined by these rules contain more than 95 percent of the U.S. population. Persons moving to Alaska, outside the United States, or into an institution or military barracks are not interviewed.

¹As indicated in the chart on the previous page, wave 2 comprised only three rotation groups (three-fourths of the full sample). This exception was made in order to have the wave 6 topical module (covering taxes and other previous calendar year information) fall in the months of May, June, July, and August.

4

Because most types of analysis using SIPP data will be dependent not on data for individuals but on groups of individuals (households, families, etc.), provisions were made to interview all "new" persons living with original sample persons (those interviewed in the first wave). These new sample persons entering the survey through contact with original sample persons are considered as part of the sample only while residing with the original sample person.

PLANNED PRODUCTS FROM SIPP

Data from SIPP will be used to examine differences among groups at a given point in time (cross-sectional analysis) and differences over time in the status of given persons and households (longitudinal analysis). Examples of SIPP products planned or under consideration are discussed below. Check the Monthly Product Announcement (MPA), CENDATA, or Data User News for announcements and articles relating to these products. The MPA (free of charge) may be ordered from Customer Services and Data User News (\$21 annual subscription rate) may be ordered from the U.S. Government Printing Office using the order forms on page 4-5. CENDATA is online information available through information services vendors. For further information, contact Data User Services Division on (301) 763-4100.

Monthly average reports. The current report, Economic Characteristics of Households in the United States: 3rd Quarter, 1983 (P-70, No. 1), showing average monthly labor force, income, and program participation statistics is an example of this type of report and is the first in a quarterly series. It is also possible to prepare monthly average estimates for longer time periods, and a publication is planned which will show monthly averages for calendar year 1984.

Monthly transition reports. Because information on many characteristics is collected for individual months, it is possible to tabulate data on month-to-month changes in labor force status, program participation status, and other statuses of interest. Monthly transition reports would present average monthly data for given reference periods (e.g., the average monthly rate of new labor force participants for the fourth quarter of 1983).

Calendar-year profile reports. These reports will provide data on the economic activity of persons and households over the course of a calendar year. Examples of the types of data that would be contained in these reports include annual earnings of persons, annual income of families and households, poverty status of persons and families, work experience during the calendar year, and compositional changes in families and households during the year.

Topical reports. The Census Bureau expects to produce periodic or single-time reports on particular topics (e.g. disability and earnings, health insurance coverage, household net worth). The source of the data for these reports may be either the core or topical modules or some combination of the two.

Characteristics of persons over 1 and 2 year span. By matching together consecutive interviews, it will be possible to obtain a month-by-month history of persons over periods of a year or longer. The reports in this series will provide information on changes in living arrangements, labor force participation, income, and program participation during 1-year or 2-year periods.

Characteristics of families and households over 1 and 2 year span. Reports in this series will be similar in concept to the person reports described above. A complicating factor is the compositional change that will occur in families and households over time.

Special analytical reports. These reports will focus on special topics and be based on a file constructed by matching consecutive interviews. The reports are likely to contain an analysis of the time period preceding and/or following a particular event such as a job change, a change in employment status, a marital disruption, or a move to a new address.

Public-use data files. Initially, files containing data collected in a full wave will be available. These files will be available for purchase by the public shortly after the quarterly reports are released. In addition to the modified hierarchical Wave 1 file, a rectangular file will be available in late December 1984. Other data files that will be made available for public use include calendar year longitudinal files showing monthly data for the 12-month period, panel longitudinal files showing monthly data for the entire life of the panel, and topical module files containing core and topical module data covering the 4-month reference period for a specified wave.

SAMPLE DESIGN, ESTIMATES, AND RELIABILITY OF THE DATA

This section deals with design of the survey sample, weighting of responses, use of numerical factors to compensate for less than a full sample in making estimates, calculation of standard errors, and use of imputation flags.

Sample Design

The SIPP survey is based on a multi-stage stratified sample of the noninstitutional resident population of the United States. More specifically, the universe of the survey includes persons living in households, plus those persons living in group quarters such as college dormitories and rooming houses. In Wave 1 of the 1984 Panel, inmates of institutions, such as homes for the aged, and persons living abroad were not in the survey universe and thus not eligible for interview. Persons residing in military barracks, although part of the noninstitutional population, were also excluded from the survey universe in Wave 1. Other people in the Armed Forces were eligible, as long as they were living in a housing unit, whether off base or on.

For Wave 2 and subsequent waves, institutionalized persons, persons living abroad, and those living in military barracks become eligible for the survey only if they move into housing units in the United States with original sample persons, i.e., those who were interviewed in Wave 1.

Selection of Primary Sampling Units

To reduce sample selection and interviewing costs the Census Bureau first selects certain areas to be included in the sample, and then samples households within the selected areas. The first stage of this design involves the selection of these areas. The first step of this procedure is the definition of the United States in terms of counties or groups of counties called primary sampling units or PSU's.

PSU's with similar key socioeconomic characteristics are grouped together into strata. Then one sample PSU is selected from each stratum. The PSU's used for SIPP are a subsample of the sample PSU's used in the Current Population Survey.

Of the 174 strata into which PSU's were classified for the 1984 panel, 45 consisted of only a large single metropolitan area; these 45 areas were selected into the sample with certainty. These 45 PSU's are termed "self-representing." The remaining 129 strata consisted of 2 or more PSU's, from which only one was selected into the sample. These PSU's are termed "non-self-representing" because they were selected to represent other PSU's in their stratum as well as themselves.

The strata from which non-self-representing PSU's are selected typically cross State lines. For example, aside from the Detroit metro area, which represents itself, sampled PSU's in Michigan represent a geographically diverse area -- areas spread over the Midwestern States. (Thus, a tabulation of data coded to Michigan, for example, will not yield reasonable estimates for that State. Rather, State codes on the microdata files are primarily useful for determining applicable criteria for programs which vary from State to State.)

Selection of Ultimate Sampling Units

To arrive at the sample of households, geographic units called enumeration districts (ED's), with an average 350 housing units, are sampled from within each of these SIPP sample PSU's. Within those selected ED's 2 to 4 living quarters, or ultimate sampling units (USU's), are systematically selected from address lists prepared for the 1970 census. If the address lists are incomplete, small land areas are sampled. To account for living quarters built within each of the sample areas after the 1970 census, a sample is drawn of permits issued for construction of residential living quarters through March 1983. In jurisdictions that do not issue building permits, small land areas are sampled and the living quarters within are listed by field personnel and then subsampled. In addition, sample living quarters are selected from supplemental frames that include mobile home parks and new construction for which permits were issued prior to January 1, 1970, but for which construction was not completed until after April 1, 1970.

Sampling Rate and Weights

The objective of the sampling is to obtain a self-weighting probability sample. In a self-weighting sample, every sample unit has the same overall probability of selection. In self-representing PSU's the sampling rate is about 1 in 3,700. In non-self-representing PSU's, the sampling rate is higher, as the sampling is adjusted to account for the PSU's probability of selection. For example, if a non-self-representing PSU was selected with a probability of 1/10, the sampling rate within the PSU would be roughly 1 in 370 instead of 1 in 3,700.

In Wave 1, occupants of about 1,000 eligible living quarters were not interviewed because they refused to be interviewed, could not be found at home, were temporarily absent, or were otherwise unavailable. These households were not interviewed in Wave 2, and were classified as noninterviews because they were eligible for inclusion. Wave 2 included only 3 of the 4 rotation groups. For these reasons and as a result of following movers, a total of 14,532 living quarters were designated for Wave 2. Of these, 833 were not interviewed because they no longer contained eligible respondents. An additional 729 households were not interviewed in Wave 2 because of geographical remoteness or because of the reasons listed above for Wave 1 noninterviews. The noninterview rate for Wave 1 was 5 percent, and the combined noninterview rate for Wave 1 and Wave 2 was 9.4 percent.

The estimation procedure used to derive SIPP person weights involves several stages of weight adjustments. In the first wave, each person received a base weight equal to the inverse of his/her probability of selection. In the second wave, each person received a base weight that accounted for differences in the probability of selection caused by the following of movers.

A noninterview adjustment factor was applied to the weight of each interviewed person to account for persons in occupied living quarters who were eligible for the sample but were not interviewed. A factor was applied to each interviewed person's weight to account for the SIPP sample areas not having the same population distribution as the strata from which they were selected.

An additional stage of adjustment to persons' weights was performed to bring the sample estimates into agreement with independent monthly estimates of the civilian (and some military) noninstitutional population of the United States by age, race, and sex. These independent estimates were based on statistics on births, deaths, immigration, and emigration; and statistics on the strength of the Armed Forces. To increase accuracy, weights were further adjusted in such a manner that SIPP sample estimates would closely agree with Current Population Survey (CPS) estimates by type of householder (married, single with relatives or single without relatives by sex and race) and relationship to householder (spouse or other). The estimation procedure for the data in the report also involved an adjustment so that the husband and wife of a household received the same weight.

The weight estimation procedure described above resulted in persons' weights varying from about 500 to 50,000. Persons in the sample for less than the entire 4-month period received zero weights for months not in the sample. Starting in Wave 5 the weighting system will also be adjusted to account for a reduction in the number of sample units interviewed. Most statistical software packages handle weighted data with no difficulty. In tabulating a characteristic the software takes each response and applies the person weight.

Figure 1 illustrates a simple example, in which 3 of 5 persons work full-time, 2 do not. But since the persons who do not work full-time happen to have higher weights than the others, weighted totals show the two groups to be equal.

FIGURE 1. Example of Weighted Data

	<u>Worked</u>		<u>Raw</u>		<u>Weighted</u>	
	<u>Full-Time</u>	<u>Weight</u>	<u>No</u>	<u>Yes</u>	<u>No</u>	<u>Yes</u>
Person 1	No	4,000	1		4,000	
Person 2	No	5,000	1		5,000	
Person 3	Yes	3,000		1		3,000
Person 4	Yes	3,000		1		3,000
Person 5	Yes	3,000		1		3,000
			2	3	9,000	9,000

Preparing National Estimates for Persons, Families, and Households

Weights for persons are carried on each person record, on both the relational (hierarchical) and rectangular files. Weights for households and families are carried, respectively, on the household and family records of the relational file. The weighting process defines the weight of the household to be the same as the weight of the household reference person or householder, and the weight of a family or subfamily is that of the family or subfamily reference person.

On the rectangular file, where household, family, and subfamily segments appear on each person record, all of the applicable weights can be found in that record. Tallying household characteristics from every record would result in counting multi-person households more than once. One way to avoid estimating more households than there really are is to tally household characteristics using only the householder's record, since there is always one and only one householder per household. Similarly, the records of family or subfamily reference persons can be used in generating family and subfamily estimates.

Of course, many desired household characteristics are not already shown on household records or segments, but are derived by summarizing the characteristics of the persons in the household, as for example, the number of persons 65 years old and over in the household. Doing so with SIPP files is somewhat more complicated than with files in which person records are arranged in a strictly hierarchical fashion within household.

Household records in SIPP relational files carry pointers to each person who was a member of the household. There are five sets of pointers, one for each month of the reference period and one for the interview month. The rectangular file does not have these household-to-person pointers, but does identify the address ID of the household of which the person was a member each month. The file can be readily sorted on address ID within sample unit to group household members together for any particular reference month. Another option available to rectangular file users is to sort on the person number of the householder, provided on each household member's record.

Estimates for groups of persons other than households and families

Some analyses involve summarizing to units other than households or families. The persons within a household who benefit from food stamps are one such example. Only part of a family may receive aid or there may be two separate food stamp units living together. For each food stamp receiving unit one adult household member is designated as the prime recipient. The SIPP questionnaire also identifies which children and other household members are covered by those food stamps.

Food stamp coverage is recorded on the SIPP files in two ways. First, the primary recipient's record includes the person numbers of each household member covered, and each of the other covered persons' records has a flag that indicates membership in a food stamp receiving unit. Only the primary recipient's record specifies the amounts of food stamps received for the unit.

To tabulate the characteristics of all food stamp recipients in a household, the easiest approach might be to sort recipients together within households using the reciprocity flags. But if it is necessary to discriminate between multiple food stamp receiving units within a household, the only way is to examine the primary recipient's record and use its list of person numbers to point to the secondary recipients in that unit. Then one could summarize appropriate characteristics across the person records. This way one could determine whether the food stamp reciprocity unit includes a wage-earner, is part of a family below the poverty level, lives together with persons who are not covered, and so forth.

Other programs for which there are pointers from the primary recipient's record to other recipients in the household include Medicaid, AFDC, foster children payments, general assistance, health insurance, Railroad Retirement, Social Security and veterans payments. In all of these cases, all income received by the unit, including payments for the benefit of children, are reported on the record of the primary adult recipient and not on the records of secondary recipients. The weight of the primary recipient is most likely to be appropriate in tabulations of food stamp reciprocity units and similar groups of individuals.

Estimates for Different Reference Periods

Each person and household is assigned 5 weights on each interview file, one for each of the four reference months and one for the interview month. Families and subfamilies are assigned only 4 weights since there is no attempt to define families as of the reference date. The 4 sets of reference month weights can be used only to form reference month estimates. Reference month estimates can be averaged, however, to form estimates of monthly averages over some period of time. For example, using the proper weights one can estimate the monthly average number of persons in a specified income range over the 4-month period.

The fifth weight is specific to the interview month. This weight can be used to form person or household estimates that specifically refer to characteristics as of the interview month. For example, one might want to estimate the number of unmarried adults living with an aged parent as of the latest observation. Interview weights can also be used to form estimates referring to the time period including the interview month and 4 previous months. One caution is that characteristics as of the interview date may not reflect that entire month--the persons could move, marry, or die before the end of the month.

The interview weight is also used for estimating a few of the demographic characteristics and other information that appear on the file for the 4-month reference period as a whole, but not for each month, such as race or sex.

None of these weights has been designed to yield the best estimates for a person's or household's status over two or more months, as for example, the number of households existing in October 1983 who experienced a 50 percent increase in income between July and August.

Calendar Month Data and Time Dimensioned Summary Statistics

In tabulating SIPP data for a particular calendar month, one must keep in mind the survey design. Most waves include 4 rotation groups, interviewed in four successive months. Figure 2 is a schematic diagram of the 1984 Panel design.

Months, quarters and years are shown along the top. Each cell shows the wave and rotation groups for which data are collected for each month. Thus, in the first interview, conducted in October 1983, data were collected from Wave 1-Rotation Group 1 households for the months of June, July, August and September.

As successive rotation groups are interviewed, the 4-month reference periods advance by 1 month. Wave 1-Rotation Group 2 households were interviewed in November 1983 for data for July through October.

In deriving calendar month or quarterly estimates from the data files, it is important to know how many rotation groups were interviewed, as less than the full sample may be available. If this is the case, the estimates must be inflated by an appropriate factor.

In some months, a full sample of 4 rotation groups from the same wave will be available. For Wave 1 (see figure 2), data for September 1983 were collected from the full sample. These data consist of month 4 data for Rotation Group 1, month 3 data for Rotation Group 2, month 2 data for Rotation Group 3, and month 1 data for Rotation Group 4. All of these figures (with appropriate weights) must be added together because any one rotation group includes only one-fourth of the SIPP sample.

In deriving quarterly estimates, a full sample consists of data for 4 rotation groups for each of the 3 months in the quarter. This would entail using data from 2 or 3 waves. For example, the fourth quarter of 1983 includes various rotation groups from Waves 1 and 2. Weighted data from all these rotation groups must be added together to form a full sample.

Note, however, that a full sample is not available for the third quarter of 1983. Or for subsequent quarters, the analyst may not want to wait for another wave of data to become available. Procedures to use in deriving estimates based on a partial sample are explained below.

Working With Less Than the Full Sample

Figure 2 also illustrates that for October 1983, data were collected from only three rotation groups of Wave 1. Thus the sample size available is three-fourths that available for September. The preferred way to handle this is to acquire Wave 2 as well, and combine October data for Wave 2-Rotation Group 1 with the Wave 1 October data for Rotation Groups 2, 3 and 4.

If a particular application does not require the full sample size, however, one could use only Wave 1 data for October and multiply weighted results by a factor of 1.33 to compensate for having only three-fourths of the sample. This is illustrated in Figure 3.

FIGURE 3. Factors for Monthly Data: Wave 1, 1984 Panel

<u>Month of Interview</u>	<u>Rotation Group</u>	<u>Reference Period</u>								
		<u>Second Quarter</u>			<u>Third Quarter</u>			<u>Fourth Quarter</u>		
		<u>Apr.</u>	<u>May</u>	<u>June</u>	<u>July</u>	<u>Aug.</u>	<u>Sept.</u>	<u>Oct.</u>	<u>Nov.</u>	<u>Dec.</u>
October	1			X	X	X	X			
November	2				X	X	X	X		
December	3					X	X	X	X	
January	4						X	X	X	X

Factors to Compensate for Missing Rotation Groups

4 2 1.33 1 1.33 2 4

To use Wave 1 data for the month of November, double the estimates (which compensates for having only one half of the sample consisting of Rotation Groups 3 and 4), and for December multiply the estimates by 4 (since they are based on a one-fourth sample consisting of rotation group 4 alone). Corresponding factors apply to data for June, July and August (also available in Wave 1) as well, and for these months the factors must be used, as the alternative of picking up the missing rotation groups in another wave does not exist.

A similar approach is applicable to subsequent waves as well. The particular factor to use is determined by the number of rotation groups covered in the time period one is analyzing. Factors for Waves 1 and 2 and combined Wave 1 and 2 estimates are given in Table 1 below.



Table 1. Factors to be Applied to Basic Parameters to Obtain Parameters for Specific Reference Periods

Wave 1 Estimates

June 1983, December 1983	4.00
July 1983, November 1983	2.00
August 1983, October 1983	1.33
September 1983	1.00
3rd Quarter 1983	1.22
4th Quarter 1983	1.85
July-December 1983	1.06

Wave 2 Estimates

October 1983 and March 1984	4.00
November 1983 and February 1984	2.00
December 1983 and January 1984	1.33
4th Quarter 1983	1.85
1st Quarter 1984	1.85

Wave 1 and 2 Combined Estimates

June 1983 and March 1984	4.00
July 1983 and February 1984	2.00
August 1983 and January 1984	1.33
September through December 1983	1.00
3rd Quarter 1983	1.22
4th Quarter 1983	1.00
1st Quarter 1984	1.85
July-December 1983	1.06

Factors must also be applied to quarterly estimates or those for longer periods of time if less than the full sample for any month is available. Thus, in table 1 a factor of 1.22 must be applied to third quarter 1983 estimates, 1.85 to fourth quarter estimates using either Wave 1 or Wave 2, but a factor of 1.00 (i.e., no factor is needed) for fourth quarter 1983 estimates using full sample data from the combined Wave 1 and Wave 2 files.

Caveats for Calendar Month Data

Although it is possible to examine the data on a monthly basis and examine the data in a strictly cross sectional sense, there are qualifications or biases in this type of analysis.

First, no evaluations have been made of responses to income and related variables that are provided on a monthly basis. There may be some biases in this reporting. For example, people may tend to report a rough monthly average for their income over the four month reference period rather than specifically recalling amounts separately for each month. If this were so it would not be possible to analyze real month-to-month changes in income figures.

Second, most data users have been able to work only with annual income figures to this point, using the census, CPS or other surveys which measure income only once during a year. There will be considerable temptation for SIPP users to return to familiar analytical ground by multiplying 4-month income figures by 3 to estimate 12-month income. To do so would ignore seasonal variation in employment and income. A better approach to annual income would be to match together the first several waves and look at actual income experience across 12 months, perhaps comparing the results to the annual income and taxation information reported in Wave 5.

Time-Dimensioned Summary Statistics

An approach to analyzing these data that would reduce the biases just discussed for monthly estimates involves summarizing data across time. In this approach one calculates standard summary statistics such as counts, means, and modes across time as well as across individuals.

For example, instead of calculating the number of persons with incomes over \$3,000 for the month of July, one would calculate the number of persons with a mean monthly income of \$3,000 or more during the 3rd quarter.

This approach is relatively straightforward at the person level. However, at the family or household level, an additional complexity is added. One must first define these groups and identify the changes that occur during the quarter. Then the conditions under which new groups are formed must be defined. Longitudinal concepts of households and families are the subject of a Working Paper, "Toward a Longitudinal Definition of Households" by David McMillen and Roger Herriot, available from the Census Bureau.

Producing Estimates Below the National Level

Census Regions

The total estimate for a region is the sum of the state estimates in that region. However, one of the groups of states, formed for confidentiality reasons, crosses regional boundaries. This group consists of South Dakota

¹ These problems do not arise in Wave 1, as households were defined as of the interview and changes during the reference months were not recorded.

1

2

(Midwest Region), Idaho (West Region), New Mexico (West Region), and Wyoming (West Region). To compute the total estimate for the Midwest Region, a factor of .203 should be applied to the above group's total estimate and added to the sum of the other state estimates in the Midwest Region. For the West Region, a factor of .797 should be applied to the above group's total estimate and added to the sum of the other states in the West.

Estimates for regions included in the published SIPP reports reflect the actual region of residence, not the results of proration across the 4-state group. Thus there will be minor discrepancies between published regional totals and estimates derivable from microdata files for the Midwest and West regions.

Estimates from this sample for individual states are subject to very high variance and are not recommended. The State codes on the file are primarily of use for linking respondent characteristics with appropriate contextual variables (e.g., State-specific welfare criteria) and for tabulating data by user-defined groupings of States.

Producing Estimates for the Metropolitan Population

For 15 states in the SIPP sample, metropolitan or nonmetropolitan residence is identified. (On the rectangular file, use variable H*-METRO, characters 94, 182, 670, and 958. On the relational file, use METRO, character 24 on the household record). Metropolitan residence is defined according to the definition of Metropolitan Statistical Areas as of June 30, 1983. In 21 additional states, where the nonmetropolitan population in the sample was small enough to present a disclosure risk, a fraction of the metropolitan sample was recoded so as to be indistinguishable from nonmetropolitan cases (METRO=2). In these states, therefore, the cases coded as metropolitan (METRO=1) represent only a subsample of that population.

In producing state estimates for a metropolitan characteristic, multiply the individual, family, or household weights by the metropolitan inflation factor for that state, presented in Table 2 below. (This inflation factor compensates for the subsampling of the metropolitan population and is 1.0 for the states with complete identification of the metropolitan population).

In producing regional or national estimates of the metropolitan population it is also necessary to compensate for the fact that no metropolitan subsample is identified within two states (Maine and Iowa) and one state-group (Mississippi-West Virginia). (There were no metropolitan areas sampled in South Dakota-Idaho-New Mexico-Wyoming). Therefore, a different factor for regional and national estimates is in the right-hand column of Table 2 below. The results of regional and national tabulations of the metropolitan population will be biased slightly, although less than one-half of one percent of the metropolitan population is not represented.

Table 2. Metropolitan Subsample Factors

(Multiply these factors times the weight for the person,
family or household)

		Factors for use in State or MSA Tabulations	Factors for use in Regional or National Tabs
Northeast:	Connecticut	1.0390	1.0432
	Maine	-	-
	Massachusetts	1.0000	1.0040
	New Jersey	1.0000	1.0040
	New York	1.0110	1.0150
	Pennsylvania	1.0025	1.0065
	Rhode Island	1.2549	1.2599
Midwest:	Illinois	1.0232	1.0310
	Indiana	1.0000	1.0076
	Iowa	-	-
	Kansas	1.6024	1.6146
	Michigan	1.0000	1.0076
	Minnesota	1.0000	1.0076
	Missouri	1.0611	1.0692
	Nebraska	1.7454	1.7587
	Ohio	1.0134	1.0211
Wisconsin	1.0700	1.0782	
South:	Alabama	1.1441	1.1511
	Arkansas	1.0000	1.0061
	Delaware	1.0000	1.0061
	District of Columbia	1.0000	1.0061
	Florida	1.0333	1.0396
	Georgia	1.0000	1.0061
	Kentucky	1.1124	1.1192
	Louisiana	1.1470	1.1540
	Maryland	1.0000	1.0061
	North Carolina	1.0000	1.0061
	Oklahoma	1.1146	1.1214
	South Carolina	1.1270	1.1339
	Tennessee	1.0000	1.0061
	Texas	1.0192	1.0254
Virginia	1.0778	1.0844	
West Va. - Miss.	-	-	
West:	Arizona	1.0870	1.0870
	California	1.0000	1.0000
	Colorado	1.0000	1.0000
	Hawaii	1.0000	1.0000
	Oregon	1.0879	1.0879
	Washington	1.0868	1.0868

- indicates no metropolitan subsample is shown for the State.

Estimates for the metropolitan population produced from the microdata files will differ from published summary figures for the metropolitan population not only because of the subsampling scheme but also because of differences in the definition of the metropolitan population. Published figures are based on Standard Metropolitan Statistical Areas (SMSA's) defined as of June 30, 1981, consistent with the definition for the 1980 census. The microdata files use the definitions for Metropolitan Statistical Areas (MSA's) as of June 30, 1983. That definitional change resulted in increasing the metropolitan population by 1.4 percent. Eventually, the published figures will also reflect 1983 MSA definitions.

Producing Estimates for the Nonmetropolitan Population

State, regional, and national estimates of the nonmetropolitan population cannot be computed directly, except for the 15 states where the factor in Table 2 is 1.0. In all other states, the cases identified as not in the metropolitan subsample (METRO=2) are a mixture of nonmetropolitan and metropolitan households. Only an indirect method of estimation is available: first compute an estimate for the total population, then subtract the estimate for the metropolitan population.

Codes for Individual MSA's

Codes for certain large individual MSA's are included on the microdata files, such as are State codes, to provide users some flexibility in defining higher level aggregate areas and to allow linking respondent characteristics to available contextual variables. Individual MSA codes are given if the MSA has at least 250,000 inhabitants in sampled counties within the state, and if its identification would not result in the indirect identification of residual metropolitan population less than 250,000. Sample sizes associated with individual MSA's are typically very small.

When creating estimates for particular identified MSA's or SMSA's apply the Table 2 factor to the weights appropriate to the state, as discussed above. For multi-state MSA's, use the factor appropriate to each state part. For example, to tabulate data for the Washington, DC-MD-VA MSA, apply the Virginia factor of 1.0778 to weights for residents of the Virginia part of the MSA; Maryland and DC residents require no modification to the weights (i.e., their factors equal 1.0). This may still not produce reasonable estimates for an individual MSA for three reasons: 1) the sample size is very small; 2) the MSA may be non-self-representing; and 3) certain counties added to MSA's between 1970 and 1983 may not have been included in the 1984 panel.

Sampling Variability

Data found in SIPP publications or in user tabulations from the SIPP microdata are estimates based on the weighted counts from the survey. These numbers only approximate the far more costly counts that would result from a census of the entire population from which the sample was drawn. There are two types of errors possible in an estimate based on a sample survey: Sampling and non-sampling. We are able to provide estimates of the magnitude of SIPP sampling error, but this is not true of nonsampling error.

Standard Errors and Confidence Intervals

Standard errors indicate the magnitude of the sampling error. They also partially measure the effect of some nonsampling errors in response and enumeration, but do not measure any systematic biases in the data. The standard errors for the most part measure the variations that occurred by chance because a sample was surveyed instead of the entire population.

The sample estimate and its standard error enable one to construct confidence intervals, ranges that would include the average result of all possible samples with a known probability. For example, if all possible samples were selected, each of these being surveyed under essentially the same general conditions and using the same sample design, and if an estimate and its standard error were calculated from each sample, then:

1. Approximately 68 percent of the intervals from one standard error below the estimate to one standard error above the estimate would include the average result of all possible samples.
2. Approximately 90 percent of the intervals from 1.6 standard errors below the estimate to 1.6 standard errors above the estimate would include the average result of all possible samples.
3. Approximately 95 percent of the intervals from two standard errors below the estimate to two standard errors above the estimate would include the average result of all possible samples.

The average estimate derived from all possible samples is or is not contained in any particular computed interval. However, for a particular sample, one can say with a specified confidence that the average estimate derived from all possible samples is included in the confidence interval.

Hypothesis Testing

Standard errors may also be used for hypothesis testing, a procedure for distinguishing between population parameters using sample estimates. The most common types of hypotheses tested are 1) the population parameters are identical versus 2) they are different. Tests may be performed at various levels of significance, where a level of significance is the probability of concluding that the parameters are different when, in fact, they are identical.

To perform the most common test, let X_A and X_B be sample estimates of two parameters of interest. A subsequent section explains how to derive a standard error on the difference $X_A - X_B$. Let that standard error be S_{DIFF} . Compute the ratio $R = (X_A - X_B) / S_{DIFF}$. If this ratio is between -2 and +2, no conclusion about the parameters is justified at the 5 percent significance level. If on the other hand, this ratio is smaller than -2 or larger than +2, the observed difference is significant at the 5 percent level.

In this event, it is a commonly accepted practice to say that the parameters are different. Of course, sometimes this conclusion will be wrong. When the parameters are, in fact, the same, there is a 5 percent chance of concluding that they are different.

Calculating Standard Errors for SIPP

There are two ways for users to compute a standard error for SIPP estimates. One method is to compute variances directly using half-sample and pseudostratum codes. A second method involves calculating generalized standard errors using simple charts and formulas found in published reports or microdata documentation.

Generalized Standard Errors

To derive standard errors that are applicable to a wide variety of statistics and can be prepared at a moderate cost, a number of approximations are required. Most of the SIPP statistics have greater variance than those obtained through a simple random sample because clusters of living quarters are sampled for SIPP.

Two parameters, denoted "a" and "b", have been developed to calculate variances for each type of characteristic. These "a" and "b" parameters, found in table 3, are used in estimating standard errors of survey estimates, and these standard errors are referred to as generalized standard errors.

All statistics do not have the same variance behavior; "a" and "b" parameters were computed for groups of statistics with similar variance behavior. The parameters were computed directly from SIPP 3rd quarter 1983 data.

Table 3. SIPP 1984 Generalized Variance Parameters

Characteristic	Basic Parameters	
	a	b
16+ total persons: program participation and benefits	-0.00009428	16059
As above for 16+ total males	-0.00019844	16059
As above for 16+ total females	-0.00017961	16059
16+ total persons: income, labor force	-0.00003214	5475
As above for 16+ total males	-0.00006765	5475
As above for 16+ total females	-0.00006123	5475
0+ Total persons: all items	-0.00008637	19911
As above for total males	-0.00017863	19911
As above for total females	-0.00016724	19911
Black persons: all items	-0.00026695	7366
As above for Black males	-0.00057368	7366
As above for Black females	-0.00049929	7366
Total households: all items	-0.00007644	6766
Black households: all items	-0.00046611	4675

The "a" and "b" parameters may be used to approximate the standard error for estimated numbers and percentages. Because the actual increase in variance was not identical for all statistics within a group, the standard errors computed from these parameters provide an indication of the order of magnitude of the standard error rather than the precise standard error for any specific statistic. That is why we refer to these as generalized standard errors.

Computing Variances Directly

Pseudo half-sample codes and pseudostratum codes (assigned in such a way as to avoid any disclosure risk) are included on the file to enable direct computation of variances by methods such as balanced repeated replications.² This method may be used if the user can not use the generalized standard errors, as in computing the variance of a correlation coefficient between, say, interest income and dividend income. Since a number of statistical software packages provide simple procedures for using half-sample codes, you may consult documentation for your statistical software for further discussion. The Census Bureau, however, does not vouch for the appropriateness or accuracy of such software.

Variances computed directly will vary from variances estimated by the Census Bureau. These differences are a result of the use of artificial stratum codes on the public use file, whereas the Census Bureau has access to the actual stratum identifiers. Actual stratum codes are withheld from the public-use microdata so as to avoid identifying geographic areas so small that they risk disclosure of confidential information.

Even though these are artificial stratum codes, the variance estimates are expected to be similar to those produced by the Bureau using the real stratum codes. This method is involved, may be expensive, and, of course, is available only to users of SIPP microdata, not users of SIPP publications.

Examples Using Generalized Standard Errors

Some examples illustrate the use of "a" and "b" parameters in Table 3 for computing a standard error and the corresponding confidence intervals.

Standard Error of Total

The formula for computing the standard error for a total is:

$$s = \sqrt{ax^2 + bx} \quad (1)$$

²William G. Cochran provides a list of references discussing the application of this technique in Sampling Techniques, 3rd Ed. (New York: John Wiley and Sons, 1977), p. 321.

where "a" and "b" are the parameters associated with the estimate for the particular reference period and x is the weighted estimate.

Based on a tabulation from the SIPP survey data you would find that there were 16,000,000 households with a mean monthly income during the 3rd quarter of 1983 of \$3,000 and over. Suppose you want to develop a 95% confidence interval so you can assess how precise the estimate of 16,000,000 is.

Step 1:

Determine the appropriate "a" and "b" parameters by looking them up in table 3. Since we are dealing with income data for all households the "a" and "b" parameters are -.00007644 and 6766.

Step 2:

Enter these figures in the above formula

$$\begin{aligned}
 s &= \sqrt{ax^2 + bx} \\
 &= \sqrt{(-.00007644) \times (16,000,000)^2 + (6766 \times 16,000,000)} \\
 &= 297,804.231
 \end{aligned}$$

where 16,000,000 is the estimate, and -.00007644 and 6766 are the "a" and "b" parameters. The resulting standard error (rounded off) is 297,804.

Step 3:

To determine the 95% confidence interval of the estimate, multiply 2 times the standard error, yielding 595,608. The lower bound of the confidence interval is then 16,000,000 minus 595,608 or roughly 15.4 million, and the upper bound is 16,000,000 plus 595,608 or roughly 16.6 million.

Thus we can conclude with 95% confidence that the average estimate derived from all possible samples lies within the interval of 15.4 million to 16.6 million.

The foregoing example assumes you are working with the full SIPP sample, as will normally be the case with SIPP reports and user tabulations. But if you are making a tabulation from SIPP microdata for a reference month for which you do not have data for all rotation groups, you must weight the estimate up by an appropriate factor to compensate for the smaller sample size; you must similarly adjust the estimates of variance.

When you are working with fewer than all 4 rotation groups, the formula becomes

$$s = \sqrt{ax^2 + bx} \cdot \sqrt{f} \quad (2)$$

where the first part of the expression is the same as before, and "f" is a factor compensating for sample size. In other words, when the estimate is weighted up by a factor, the standard error must be multiplied by the square root of the same factor.

The "f" factors for various reference periods are found in table 1 above. The standard error in the above example was 297,804. If we were working with data for July 1983, a month covered by only the first two rotation groups in Wave 1 (see figure 2), our initial estimate using the weights on the microdata file might have been 8,000,000. To compensate for the 2 missing rotation groups, we would apply the factor of 2.0, and thereby double our estimate to 16,000,000. The same factor would enter into the formula in equation (2) to give

$$s = 297,804 \times \sqrt{2.0} = 421,158$$

as the standard error of an estimated 16,000,000 based on 2 rotation groups instead of 4. The confidence interval is then determined in the same way, using this revised standard error.

Wave 1 represents a special case because there are 3 reference months at the start of the survey when the survey did not yet cover all four rotation groups. Only one rotation group has data for June 1983, two for July 1983, and three for August 1983. The first SIPP report included data for the third quarter 1983.

For that period of partial coverage a factor of 1.22 is appropriate, as shown in table 1. If wave 1 data were used to estimate the 4th quarter, the factor would be 1.85. Of course, wave 2 supplies the missing rotation groups for that quarter. If wave 1 and wave 2 files were used together, estimates could be made from the full sample, so that no factor adjustment would be needed. Since the factors associated with the metropolitan area subsample are generally very close to 1.0, the factors may be ignored in calculating variances for metropolitan summaries.

Standard Error of a Percent

Computing the standard error and confidence interval for a percent follows a similar procedure. The formula for the generalized standard error of a percent is:

$$s = \sqrt{\frac{h}{y} p(100-p)} \cdot \sqrt{f} \quad (3)$$

where

y = the base of the percent (use weighted estimate), i.e., the size of the subclass of interest,

p = the percentage of persons, families, or households possessing the characteristic of interest,

b = the larger of the "b" parameters for the numerator and denominator, and,

f = the factor to adjust for missing rotation groups if necessary.

Note that the "a" parameter is not used.

Suppose we find that of the households in Wave 1 who had a mean monthly income of \$3,000 and over in the third quarter of 1983, 8,916,000 (8.6%) were black. To construct a 95% confidence interval, follow the steps shown below.

Step 1:

Examine the "b" parameter in table 3 for both total and black households to determine the larger of the two. In this case the "b" parameter for total households, 6766, is larger.

The "f" factor from table 1 that is applied to the base parameters to adjust for incomplete data is 1.22, applicable to 3rd quarter data.

Step 2:

Entering the values into the formula in equation (3):

$$e = \sqrt{\frac{6766}{8,916,000} (8.6)(100-8.6)} \cdot \sqrt{1.22}$$

provides us with a standard error of 0.85 percent.

Step 3:

Multiplying the standard error by 2 and adding and subtracting this quantity from the estimate of 8.6% provides a 95% confidence interval of 6.9% to 10.3%.

Standard Error of a Difference

The standard error of a difference between two sample estimates is approximately equal to

$$s_{(x-y)} = \sqrt{s_x^2 + s_y^2 - 2rs_x s_y} \quad (4)$$



where s_x and s_y are the standard errors of the estimates x and y . The estimates can be x numbers, y percents, ratios, etc. The correlation between x and y is denoted by the correlation coefficient r .³ Table 4 presents the correlation coefficients r for comparisons between months and between quarters. For other types of comparisons, assume r equals zero if it is believed that the value of one variable does not give a strong indication of the value of the other variable. If r is really positive then this assumption will lead to overestimates of the true standard error. If r is negative, the result will be an underestimate of the actual standard error.

As an illustration, SIPP estimates show that the number of persons in nonfarm households with mean monthly household cash income over \$4,000 during the third quarter of 1983 who were aged 35-44 years was 5,313,000 and the number of those aged 25-34 years was 4,353,000, an estimated difference of 960,000. Using the Wave 1 parameters $a = -.00003214$, $b = 5475$, and $f = 1.22$ in equation (2), the standard errors of the estimates for each age group are 185,422 and 168,324 respectively. It is reasonable to assume that these two estimates are not highly correlated. Therefore, the standard error of the estimated difference of 960,000 is

$$\sqrt{(185,422)^2 + (168,324)^2} = 250,428$$

Suppose that it is desired to test the estimated difference at the 95 percent confidence level. The estimated difference divided by the standard error of the difference, $960,000/250,428$, is 3.83. Since this is greater than 2 it is concluded that the difference is significant at the 95 percent confidence level.

Standard Error of a Mean

A mean is defined here to be the average quantity of some item (other than persons, families, or households) per person, family, or household. For example, it could be the average monthly household income of females aged 25 to 34. The standard error of a mean can be approximated by the formula below. Because of the approximations used in developing the formula, an estimate of the standard error of the mean obtained from that formula will generally underestimate the true standard error. The formula used to estimate the standard error of a mean \bar{x} is

$$s_{\bar{x}} = \sqrt{\frac{b}{y} s^2} \cdot \sqrt{f} \quad (5)$$

³The correlation coefficient measures the extent to which the value of one variable gives an indication of the value of another variable. An example of a positive correlation is that between food stamp and AFDC reciprocity. Food stamp and bond income reciprocity are variables possessing a negative correlation. Another example of variables with positive correlation occurs when it is desired to measure the difference in a variable between two months or quarters.

Vertical line of text on the left side of the page.

Table 4. Correlations for Monthly and Quarterly Comparisons

<u>Wave 1 Estimates</u>	Total income, wage income and similar types of income	Program partici- pation income, nonincome, labor force
Jun-Jul, Nov-Dec 1983	0.57	0.35
Jul-Aug, Oct-Nov 1983	0.65	0.41
Aug-Sep, Sep-Oct 1983	0.69	0.43
Jun-Aug, Oct-Dec 1983	0.43	0.26
Jul-Sep, Sep-Nov 1983	0.53	0.32
Aug-Oct 1983	0.50	0.30
Jun-Sep, Sep-Dec 1983	0.35	0.20
Jul-Oct, Aug-Nov 1983	0.29	0.16
Jun-Oct, Jul-Nov, Aug-Dec, Jun-Nov, Jul-Dec, Jun-Dec 1983	0.00	0.00
3rd Quarter-4th Quarter 1983	0.28	0.14
<u>Wave 2 Estimates</u>		
Oct-Nov 1983, Feb-Mar 1984	0.57	0.35
Nov-Dec 1983, Jan-Feb 1984	0.65	0.41
Dec 1983-Jan 1984	0.80	0.50
Oct-Dec 1983, Jan-Mar 1984	0.43	0.26
Nov 1983-Jan 1984, Dec 1983-Feb 1984	0.61	0.37
Oct 1983-Jan 1984, Dec 1983-Mar 1984	0.40	0.23
Nov 1983-Feb 1984	0.35	0.20
Oct 1983-Feb 1984, Nov 1983-Mar 1984	0.00	0.00
Oct 1983-Mar 1984		
4th Quarter 1983-1st Quarter 1984	0.34	0.20

.....

Table 4--Continued

<u>Wave 1 and 2 Combined Estimates</u>	Total income, wage income and similar types of income	Program partici- pation income, nonincome, labor force
Jun-Jul 1983, Feb-Mar 1984	0.57	0.35
Jul-Aug 1983, Jan-Feb 1984	0.65	0.41
Aug-Sep 1983, Dec 1983-Jan 1984	0.69	0.43
Sep-Oct, Oct-Nov, Nov-Dec 1983	0.80	0.50
Jun-Aug 1983, Jan-Mar 1984	0.43	0.26
Jul-Sep 1983, Dec 1983-Feb 1984	0.53	0.32
Aug-Oct 1983, Nov 1983-Jan 1984	0.65	0.39
Sep-Nov, Oct-Dec 1983	0.75	0.45
Jun-Sep 1983, Dec 1983-Mar 1984	0.35	0.20
Jul-Oct 1983, Nov 1983-Feb 1984	0.50	0.28
Aug-Nov 1983, Oct 1983-Jan 1984	0.61	0.35
Sep-Dec 1983	0.70	0.40
Jun-Oct 1983, Nov 1983-Mar 1984	0.33	0.18
Jul-Nov 1983, Oct 1983-Feb 1984	0.46	0.25
Aug-Dec 1983, Sep 1983-Jan 1984	0.56	0.30
Jun-Nov 1983, Oct 1983-Mar 1984	0.30	0.15
Jul-Dec 1983, Sep 1983-Feb 1984	0.42	0.21
Aug 1983-Jan 1984	0.60	0.30
Jun-Dec 1983, Sep 1983-Mar 1984	0.28	0.13
Jul 1983-Jan 1984, Aug 1983-Feb 1984	0.45	0.20
Jun 1983-Jan 1984, Aug 1983-Mar 1984	0.29	0.12
Jul 1983-Feb 1984	0.25	0.10
Jun 1983-Feb 1984, Jul 1983-Mar 1984	0.00	0.00
Jun 1983-Mar 1984		
3rd Quarter-4th Quarter 1983	0.63	0.36
4th Quarter 1983-1st Quarter 1984	0.51	0.29
3rd Quarter 1983-1st Quarter 1984	0.39	0.18

.....

where y is the size of the base, s^2 is the estimated variance of x , b is the parameter associated with the particular type of item, and f is the adjustment factor.

The estimated population variance, s^2 , is given by formula (6):

$$s^2 = \frac{\sum_{i=1}^n w_i x_i^2}{\sum_{i=1}^n w_i} - \bar{x}^2 \quad (6)$$

where there are n persons with the item of interest; w_i is the final weight for person i ; and x_i is the value of the estimate for person i .

If the calculation of s^2 using formula (6) is too cumbersome, then formula (7) may be used instead:

$$s^2 = \sum_{i=1}^c p_i x_i^2 - \bar{x}^2 \quad (7)$$

where each person (or other unit of analysis) is in one of c groups (e.g., income categories within an income distribution); the p_i 's are the estimated proportions of responses within each group; the x_i 's are the midpoints of each group. If group c is open-ended, i.e., no upper interval boundary exists, then an approximate average value is

$$x_c = \frac{3}{2} Z_{c-1} \quad (8)$$

where Z_{c-1} is the lower boundary of the group (e.g., \$75,000 in the category \$75,000 or more). If an open-ended group c does exist, the approximation could easily be bad. To reduce this danger, create data categories so as to keep c and Z_{c-1} large. This could be done by creating more categories, e.g., more income groups.

Standard Error of a Mean Number of Persons with Characteristic Per Family or Household

Mean values for persons in families or households may be calculated as the ratio of two numbers. The denominator, y , represents a count of families or households of a certain class, and the numerator, x , represents a count of persons with the characteristic under consideration who are members of these families or households. For example, the mean number of children per family with children is calculated as

$$\frac{x}{y} = \frac{\text{total number of children in families}}{\text{total number of families with children}}$$

Vertical line of text on the left side of the page.

For means of this kind, the standard error is approximated by the following formula:

$$s\left(\frac{x}{y}\right) = \sqrt{\left(\frac{x}{y}\right)^2 \left[\left(\frac{s_y}{y}\right)^2 + \left(\frac{s_x}{x}\right)^2 - 2r \left(\frac{s_x}{x}\right)\left(\frac{s_y}{y}\right) \right]} \quad (9)$$

The standard error of the estimated number of families or households is s_y , and the standard error of the estimated number of persons with the characteristic is s_x . In the formula, r represents the correlation coefficient between the numerator and the denominator of the estimate. If at least one member of each family or household in the class possesses the characteristic of interest, then use 0.7 as an estimate of r . If, on the other hand, it is possible that no member of a family or household has the characteristic, then use $r = 0$. In the example, you would use $r = 0.7$ for the average number of persons per family, but $r = 0$ for the average number of teenagers per family.

Standard Error of a Median

To compute a median, first group the units of interest (e.g., persons) into cells by the value of the statistic under consideration (e.g., single years of age). Then form a cumulative density for the cells (e.g., by cumulatively adding the proportion of persons of each age). Identify the first cell with cumulative density greater than 0.5. Use interpolation to find the value of the characteristic that corresponds to cumulative density 0.5. That value is the estimated median. Different methods of interpolation may be used. The most common are simple linear interpolation and Pareto interpolation. No universal rules exist on which method to use. The best procedure is to define the cells (e.g., income intervals) to be so small that the method of interpolation does not matter.

The sampling variability of an estimated median depends upon the form of the distribution as well as the size of its base or class. Given that the data were grouped into intervals (e.g., income intervals), then the standard error of a median is given by

$$\frac{\sqrt{DN} (A_2 - A_1)}{2(N_2 - N_1)} = \frac{\sqrt{DN} W}{2F} \quad (10)$$

or

$$\frac{\sqrt{D} W \ln(A_2/A_1)}{\sqrt{N} \ln[(N-N_1)/(N-N_2)]} \quad (11)$$

depending on whether the linear (10) or the Pareto (11) interpolation was used for estimating the median, where

.....

- M = the estimated median
 A_1 and A_2 = the lower and upper boundaries of the interval in which the median falls,
 W = $A_2 - A_1$, the width of the interval in which the median falls,
 N_1 and N_2 = the number of units with the characteristic (e.g., income) less than A_1 and A_2 , respectively,
 F = $N_2 - N_1$, the number of units in the interval in which the median lies,
 N = the total number of units in the frequency distribution,
 b = the appropriate value of the parameter "b".

The following example illustrates the computation of the standard error of a median using linear interpolation. SIPP estimates from the report, "Economic Characteristics of Households in the United States: Third Quarter 1983," Series P-70, No. 1, table 1, show that the estimated median of the average monthly household cash income of females in the third quarter of 1983 was \$1,841 and $N = 115,848,000$. The appropriate "b" parameter from table 3 of this chapter is 19,911, which must be multiplied by the 3rd quarter factor of 1.22, yielding 24,291. We used the interval defined by $A_1 = \$1,600$, $A_2 = \$1,999$, $N_1 = 50,084,000$, and $N_2 = 62,087,000$. So $W = \$399$ and $F = 12,003,000$. Using the formula in equation (10) above the approximate standard error is

$$\sqrt{\frac{(24,291)(115,848,000)(\$399)}{2(12,003,000)}} = \$27.88 \quad (12)$$

Thus, rounding to \$28, the 68 percent confidence interval of the median is from \$1,813 to \$1,869, and the 95 percent confidence interval is from \$1,785 to \$1,897.⁴

⁴The standard error of \$27.88 computed here differs from the standard error of the median found in the report referenced in the text. Since publication of the report, new parameters in table 3 of this chapter were developed based entirely on SIPP data. These parameters, given in this chapter, are to be used in place of those given in the Source and Reliability sections of that report or the Wave 1 Technical Documentation.

Standard Errors of Ratios of Means or Medians

In this section, the correlation between the numerator and denominator, r , is assumed to be zero. So, the standard error for a ratio of means or medians is approximated by this formula:

$$s\left(\frac{x}{y}\right) = \sqrt{\left(\frac{x}{y}\right)^2 \left[\left(\frac{s_y}{y}\right)^2 + \left(\frac{s_x}{x}\right)^2 \right]} \quad (13)$$

The standard errors of the two means or medians are s_x and s_y . If r is actually positive (negative), then this procedure will provide an overestimate (underestimate) of the standard error for the ratio of means and medians.

Non-sampling Error

In addition to sampling error, discussed above, non-sampling errors are also present in SIPP data. Non-sampling errors can be attributed to many sources.

Undercoverage

Some housing units may have been missed in the listing operation prior to sampling; sometimes persons are missed within a sampled household. Past studies of censuses and household surveys have shown that undercoverage varies by age, race, and residence. Ratio estimation to independent age-sex-race population controls partially corrects for the bias due to survey undercoverage. However, biases exist in those estimates insofar as the characteristics of missed persons differ from those of respondents in each age-sex-race group. Further, the independent population controls have not been adjusted for undercoverage in the decennial census. Undercoverage in SIPP relative to the independent controls is about 7 percent for both Wave 1 and Wave 2. The undercoverage rate is likely to increase in subsequent waves due to lack of complete coverage of immigrants, institutional discharges, and movers from military barracks.

Respondent and Enumerator Error

Persons may have misinterpreted certain questions, or there may be an inability or unwillingness to provide the correct information. One source of such inability arises when one household member responds for other members. In another, a number of evaluation programs from the decennial census have suggested that some persons tend to underreport their income. Or, there may be a problem in recalling information, though the shorter reference period employed in SIPP should reduce this problem. The greater detail in SIPP questions and the training of interviewers should help prompt more complete income reporting than in other surveys.

Processing Error

Errors may have been introduced in the handling of the questionnaires by the Census Bureau. The coding of write-in entries for occupation, for instance, is subject to a certain level of mistakes.

Nonresponse

Nonresponse to particular questions in the survey also allow for the introduction of bias into the data, since the characteristics of nonrespondents may differ from those of respondents.

The initial evaluation of the quality of the data from SIPP show improvements in the accuracy and completeness of the data on income and program participation over that obtained from March CPS. For the third quarter of 1983, SIPP nonresponse rates ranged from a low of about 3 percent for questions about Aid to Families with Dependent Children and food stamp allotments, to about 13 percent for those concerning self-employment income. These rates contrast sharply with the higher nonresponse rates from the March CPS. The rates for CPS range from a low of 9 percent for food stamp allotments to 24 percent for self-employment income.

The reasons attributed to the improvement in the measurement of income are SIPP's shorter recall period, and more emphasis in SIPP on complete and accurate reporting of income data. For example, in determining assets respondents are asked about type of ownership (whether jointly held) as well as value. Respondents are called back when information is incomplete.

The nonresponse rate for monthly wage and salary income overall averaged about 6.2 percent for the initial SIPP interviews. However, proxy responses caused significantly higher nonresponse rates for some of the key items.

The nonresponse rate for self-respondents, which accounted for 64 percent of the total, was 4.6 percent, while the rate for proxy respondents was 9.0 percent.

Noninterview rates for the first two waves of SIPP are 4.6 percent for Wave 1 and 9.4 percent for Wave 1 and Wave 2 combined. Most of these cases (77 percent) were refusals, but other cases included "no one at home" and "temporarily absent". These rates are an improvement on the rates experienced in the Income Survey Development Program (ISDP), a predecessor to SIPP, and are comparable with rates obtained in CPS. Since SIPP does not replenish a panel in the same manner as CPS, the SIPP noninterview rate will climb considerably above the monthly CPS rate. The Bureau has used complex techniques to adjust the weights for nonresponse, but the success of these techniques in avoiding bias is unknown.

Data quality issues in SIPP are also discussed in "Economic Characteristics of Households in the United States: Fourth Quarter 1983," Series P-70-B3-4, Appendix D. This appendix includes comparisons of nonresponse in SIPP and the

Vertical line of text on the left margin.

Horizontal line of text at the top right corner.

March 1984 CPS, as well as comparisons of estimates derived from SIPP with independent estimates for several income types.

Imputation

There are almost no missing data on SIPP microdata files. Nonresponse by an entire household is dealt with in the weighting procedures. That is, noninterviewed households are given zero weights and interviewed households are weighted up to compensate. When an individual within the household refuses the interview or when a response to an individual question is missing, beginning with Wave 2, census computers make imputations for the missing data. For Wave 1, nonresponse to an entire questionnaire by an individual caused the household to receive a zero weight. If the person answered a certain minimum group of questions in Wave 1, the responses to the other items were imputed. Imputations involve the replacement of missing data after Wave 1 with a corresponding value from a housing unit or person having certain other characteristics in common with the unit or person in question.

In general this imputation procedure enhances the usefulness of the data. It simplifies processing for the microdata user by eliminating "not reported" categories. Imputation also enhances the accuracy of the data on targeted characteristics. By imputing a missing characteristic with that of someone similar in other key aspects, the user can work with a more complete data set. When an imputed characteristic is aggregated over a sizable number of persons, deviations from actual (unknown) values tend to even out. Using imputed values also yields more accuracy than substituting the mean for missing data, since the mean would be based on persons perhaps substantially different from those with the missing items. On the other hand, use of imputed values can harm the accuracy of characteristics that were not targeted. The targeted characteristics concern socioeconomic stratus.

Inclusion of Imputation Flags

If the characteristics of nonrespondents are systematically different from the characteristics of respondents, as may well be the case for income variables, then it is possible that the imputation system masks certain biases due to nonresponse. For this reason the SIPP microdata files include flags for many data items which allow the user to discriminate between those responses which were actually reported and those entries which were supplied through imputations. These flags, or imputation indicators, appear at the end of the household, person and income records in the SIPP relational microdata file, and at the end of appropriate sections within the records of the rectangular file, generally corresponding one-for-one with specific data items.

In the example in figure 4, the data item for earned income received from a particular job in a particular month is shown on the top half. A sample value of 2000 is illustrated, i.e., \$2000 of income last month. Its corresponding imputation flag is shown on the bottom half. Note that the description of the impu-

Vertical line of text on the left side of the page.

tation flag cites the field name for the corresponding item, WS1-2032. The sample value of 1 in the imputation flag indicates that the original respondent failed to answer the corresponding question, or the entry supplied was unusable for some reason, and that therefore the information in the data item above was imputed from that of another person.

In examining only the income amounts, one would not know that the \$2000 was imputed rather than actually reported by the individual. Only by crosstabulating income by imputation status can one recognize an imputed income.

FIGURE 4. Illustration of an Imputation Flag
Data Dictionary

Sample Values

(Wage and Salary Record)

Sample Data Item

D WS1-2032	5	3293	\$2000
What was the total amount of pay that ... received before deductions on this job last month (month 4). Range = -9,33332.			
U Persons 15 years old and older			
V -9,Not in universe			
O, None			

Corresponding Imputation Flag

D WS1CALD1	1	3321	1
Field 'WS1-2032' was imputed			
V D .No imputed input			
1 .Imputed input			

Editing

There are also a number of demographic characteristics from the control card which should not require imputation, but may need to be edited for consistency with other information from the household. In these cases there are no imputation flags, but the file includes both the edited value and the value prior to computer editing, referred to as preedited or unedited. These items are identified by a "U" at the start of the B-character mnemonic identifying variables in the data dictionary. To detect whether a particular edit had any impact on the data, compare a given data item with its preedited or unedited counterpart.

Uses of Imputation Flags

Although the Bureau could theoretically evaluate the above-cited sources of error--undercoverage, respondent and enumerator error, processing error and nonresponse--it does not do so for SIPP. Thus it is not possible to provide adjustment factors which could somehow be used to "correct" data. On the other hand, the user of the microdata files can study the impact of imputations made for nonresponse.

Vertical line of text on the left side of the page, possibly a page number or header.

An analyst can use imputation flags or unedited items in several different ways. First, by computing the rate of imputation one can evaluate the quality of certain data items. For instance, one could find out whether persons receiving aid from the government are less likely to report their other sources of income than persons not participating in such programs.

Imputation flags allow characteristics of nonrespondents to be studied. Do nonrespondents tend to be younger or older, for example, than the rest of the population?

One can exclude imputed data from crosstabulations that might be sensitive to the imputation process. For instance, in comparing the earnings of doctors and dentists, high imputation rates might make the tabulations questionable, since missing income on a doctor's or dentist's record would be imputed from a pool of possible donors which includes a much broader range of professional occupations. Thus, to make sure you are comparing only doctor's incomes with dentist's incomes, it would be appropriate to exclude all cases with either occupation or income imputed.

1

1

APPENDIX A BIBLIOGRAPHY

SIPP Working Paper Series

Papers in this series cover a range of topics including: 1) procedural information on the collection and processing of data, 2) survey methodology research, and 3) preliminary substantive results such as changes in household composition over time. Copies of these papers are available without charge from

Daniel Kasprzyk, Special Assistant
Population Division, Room 2312-3
Bureau of the Census
Washington, D.C. 20233

The first seven papers in the series are listed below:

SIPP Working Paper No. 1

"An Overview of the Survey of Income and Program Participation," by Dawn Nelson, David B. McMillen, and Daniel Kasprzyk.

SIPP Working Paper No. 2

"Toward a Longitudinal Definition of Households," by David B. McMillen and Roger Herriot.

SIPP Working Paper No. 3

"Papers Presented at the Survey of Income and Program Participation, Session I, at the annual meeting of the American Statistical Association in Philadelphia, Pa., August 13-16, 1984." The papers presented include:

- a. "An Analysis of Turnover in the Food Stamp Program," by T. Carr and I. Lubitz, Mathematica Policy Research, Inc.
- b. "The Measurement of Household Wealth in SIPP," by E. J. Lamas and J. M. McNeil, Census.
- c. "The Wealth and Income of Aged Households," by D. P. Radner, Social Security Administration.

SIPP Working Paper No. 4

"Papers Presented at the Survey of Income and Program Participation, Session II, at the annual meeting of the American Statistical Association in Philadelphia, Pa., August 13-16, 1984." The papers given include:

- a. "Toward a Longitudinal Definition of Households," by David B. McMillen and Roger Herriot.

- b. "Lifetime Work Experience and Its Effect on Earnings," by J. M. McNeil, Census, and J. T. Salvo, New York City Department of Planning.
- c. "Panel Surveys as a Source of Migration Data," by D. Dahmann, Census.
- d. "SIPP and CPS Labor Force Concepts: A Comparison," by P. M. Ryscavage, Census.
- e. "Matching Economic Data to the Survey of Income and Program Participation: A Pilot Study," by S. Haber, George Washington University, and P. Ryscavage, D. Sater, and V. Valdisera, Census.

SIPP Working Paper No. 5

"The Survey of Income and Program Participation," by Roger Heriot and Daniel Kasprzyk, Census.

SIPP Working Paper No. 6

"Papers Presented at the Survey of Income and Program Participation, Session III, at the annual meeting of the American Statistical Association in Philadelphia, Pa., August 13-16, 1984." The papers given include:

- a. "Obtaining a Cross-Sectional Estimate From a Longitudinal Survey: Experiences of the ISDP," by K. Huang, Census.
- b. "Weighting of Persons for SIPP Longitudinal Tabulations," by D. Judkins, D. Hubble, J. Dorsch, D. B. McMillen, and L. Ernst, Census.
- c. "Longitudinal Family and Household Estimation in SIPP," by L. Ernst, D. Hubble, and D. Judkins, Census.
- d. "Early Indications of Item Nonresponse in SIPP," by J. Coder and A. Feldman, Census.

SIPP Working Paper No. 7

"Papers Presented at the Survey of Income and Program Participation, Session IV, at the annual meeting of the American Statistical Association in Philadelphia, Pa., August 13-16, 1984." The papers given include:

- a. "Month-to-Month Income Reciprocity Changes in the ISDP," by J. C. Moore and D. Kasprzyk, Census.
- b. "Findings From the Student Follow-Up Investigation of the 1979 ISDP," by A. M. Roman and D. V. O'Brien, Census.

- c. "The ISDP 1979 Research Panel as a Methodological Survey: Implications for Substantive Analysis," by R. A. Kulka, Research Triangle Institute.
- d. "Some Data Collection Issues for Panel Survey with Application to SIPP," by A. Jean and E. K. McArthur, Census.
- e. "Managing the Data From the 1979 ISDP," by P. Doyle and C. Citro, Mathematica Policy Research, Inc.

Vertical line on the left side of the page.

Horizontal line at the top right of the page.

APPENDIX B GLOSSARY OF SELECTED TERMS

Population coverage. The estimates are restricted to the civilian noninstitutional population of the 50 States and members of the Armed Forces living off post or with their families on post.

Farm-nonfarm residence. The farm population refers to rural residents living on farms. Under this definition, a farm is any place in rural territory from which sales of crops, livestock, and other agricultural products amounted to \$1,000 or more during the previous 12-month period.

Householder. Survey procedures call for listing first the person (or one of the persons) in whose name the home is owned or rented. If the house is owned jointly by a married couple, either the husband or the wife may be listed first, thereby becoming the reference person, or householder, to whom the relationship of the other household members is recorded. One person in each household is designated as the "householder." The number of householders, therefore, is equal to the number of households.

Household. A household consists of all persons who occupy a housing unit. A house, an apartment or other group of rooms, or a single room is regarded as a housing unit when it is occupied or intended for occupancy as separate living quarters; that is, when the occupants do not live and eat with any other persons in the structure and there is either (1) direct access from the outside or through a common hall or (2) a kitchen or cooking equipment for the exclusive use of the occupants.

A household includes the related family members and all the unrelated persons, if any, such as lodgers, foster children, wards, or employees who share the housing unit. A person living alone in a housing unit or a group of unrelated persons sharing a housing unit as partners is also counted as a household. The count of households excludes group quarters. Examples of group quarters include rooming and boarding houses, college dormitories, and convents and monasteries.

Family. A family is a group of two or more persons (one of whom is the householder) related by birth, marriage, or adoption and residing together; all such persons (including related subfamily members) are considered members of one family.

Family household. A family household is a household maintained by a family; any unrelated persons (unrelated subfamily members and/or secondary individuals) who may be residing there are included. The number of family households is equal to the number of families. The count of family household members differs from the count of family members, however, in that the family household members include all persons living in the household, whereas family members include only the householder and his/her relatives.

Nonfamily household. A nonfamily household is a household maintained by a person living alone or with nonrelatives only.

Race. The population is divided into groups on the basis of race: White; Black; American Indian, Eskimo, or Aleut; Asian or Pacific Islander; and "other races."

Vertical line on the left side of the page.

Horizontal line at the top right of the page.

Persons of Spanish origin. Persons of Spanish origin were determined on the basis of a question that asked for self-identification of the person's origin or descent. Respondents were asked to select their origin (or the origin of some other household member) from a "flash card" listing ethnic origins. Persons of Spanish origin, in particular, were those who indicated that their origin was Mexican, Puerto Rican, Cuban, Central or South American, or some other Spanish origin. It should be noted that persons of Spanish origin may be of any race.

Work disability. Persons were classified as having a work disability if they were identified by the respondent as having a physical, mental, or other health condition that limits the kind or amount of work they can do.

Monthly income. The monthly income estimates for households are based on the sum of the monthly income received by each household member age 15 years old or over.

Cash income includes all income received from any of the sources listed in Appendix B-1. Rebates, refunds, loans, and capital gain or loss amounts from the sale of assets, and interhousehold transfers of cash such as allowances are not included. Accrued interest on Individual Retirement Accounts, KEOUGH retirement plans, and U.S. Savings bonds are also excluded. This definition differs somewhat from that used in the annual income reports based on the March CPS income supplement questionnaire. These data, published in the Consumer Income Series, P-60, are based only on income received in a regular or periodic manner and, therefore, exclude lump-sum or one-time payments such as inheritances and insurance settlements. The March CPS income definition, however, does exclude the same income sources excluded by SIPP.

The income amounts represent amounts actually received during the month, before deductions for income and payroll taxes, union dues, Part B Medicare premiums, etc.

The SIPP income definition includes three types of earnings: wages and salary, nonfarm self-employment, and farm self-employment. The definition of nonfarm self-employment and farm self-employment is not based on the net difference between gross receipts or sales and operating expenses, depreciation, etc. The monthly amounts for these income types are based on the salary or other income received from the business by the owner of the business or farm during the 4-month reference period.

The Bureau of Labor Statistics publishes quarterly averages for an earnings concept called "usual weekly earnings" for employed wage and salary workers. The concept differs from the SIPP earnings concept since it is based on usual, not actual earnings, excludes the self-employed, and excludes earnings from secondary jobs.

While the income amounts from most sources are recorded monthly for the 4-month reference period, property income amounts, interest, dividends, rental income, etc., were recorded as totals for the 4-month period. These totals were distributed equally between months of the reference period for purposes of calculating monthly averages.

Vertical line of text on the left margin.

Means-tested benefits. The term means-tested benefits refers to programs that require the income or assets (resources) of the individual or family be below specified guidelines in order to qualify for benefits. These programs provide cash and noncash assistance to the low-income population. The major sources of means-tested cash and noncash assistance are shown in Appendix B-2.

Medicare. This term refers to the Federal Health Insurance Program for the Aged and Disabled as provided for by Title XVIII of the Social Security Act. The phrase "Medicare covered" refers to persons enrolled in the Medicare program, regardless of whether they actually utilized any Medicare covered health care services during the survey reference period.

Medicaid. This term refers to the Federal-State program of medical assistance for low-income individuals and their families as provided for by Title XIX of the Social Security Act. The phrase "Medicaid covered" refers to persons enrolled in the Medicaid program, regardless of whether they actually utilized any Medicaid covered health care services during the survey reference period.

Unemployment compensation. This term refers to cash benefits paid to unemployed workers through a State or local unemployment agency. These include all benefits paid under the Federal-State unemployment insurance program as established under the Social Security Act, as well as those benefits paid to State and local government employees, Federal civilian employees, and veterans.

Low-Income Home Energy Assistance Program. Benefits from the Federally funded LIHEAP authorized by Title XXVI of the Omnibus Budget Reconciliation Act of 1981, or comparable assistance provided through State funded assistance programs, may be received in the form of direct payment to the household as reimbursement for heating or cooling expenses or paid directly to the fuel dealer or landlord.

Special Supplemental Food Program for Women, Infants, and Children (WIC). Benefits are received in the form of vouchers that are redeemed at retail stores for specific supplemental nutritious foods. Eligible low-income recipients are infants and children up to age five and pregnant, postpartum, and breastfeeding women.

With a job. Persons are classified "with a job" in a given month if they were 16 years old or over and, during the month, either (a) worked as paid employees or worked in their own business or profession or on their own farm or worked without pay in a family business or farm or (b) were temporarily absent from work either with or without pay. In general, the word "job" implies an arrangement for regular work for pay where payment is in cash wages or salaries, at piece rates, in tips, by commission, or in kind (meals, living quarters, supplies received). "Job" also includes self-employment at a business, professional practice, or farm. A business is defined as an activity which involves the use of machinery or equipment in which money has been invested or an activity requiring an office or "place of business" or an activity which requires advertising; payment may be in the form of profits or fees.

The Current Population Survey (CPS), the official source of labor force statistics for the Nation, uses the same definition for a job or business. The term "with a job," however, should not be confused with the term "employed" as used in the CPS. "With a job" includes those who were temporarily absent from a job because of layoff and those waiting to begin a new job in 30 days; in the CPS these persons are not considered "employed." See "Worked each week" below.

|

Worked each week. Persons "worked each week" in a month if, for the entire month, they were "with a job" and not "absent without pay" from the job. In other words, a person worked each week in any month when they were (a) on the job the entire month, or (b) they received wages or a salary for all weeks in the month, whether they were on the job or not. Persons also worked each week if they were self-employed and spent time during each week of the month at or on behalf of the business or farm they owned, as long as they received or expected to receive profit or fees for their work.

In the CPS, the concept "at work" includes those persons who spent at least 1 hour during the reference week at their job or business. In the CPS, however, "at work" does not include persons who were temporarily absent from their jobs during the entire reference week on paid vacation, sick leave, etc. In SIPP, "worked each week" does include persons on paid absences.

Absent 1 or more weeks. Absent 1 or more weeks means absent without pay from a job or business. Persons were absent without pay in a month if they were "with a job" during the entire month, but were not at work at that job during at least 1 full week (Sunday through Saturday) during the month, and did not receive wages or a salary for any time during that week. Reasons for an unpaid absence include vacation, illness, layoff, bad weather, labor disputes, and waiting to start a new job.

Looking for work. Persons who "looked for work" in a given month are those who were 16 years old or over and (a) were without a job during at least 1 week during the month, (b) tried to get work or establish a business or profession in that week, and (c) were available to accept a job. Examples of jobseeking activities are (1) registering at a public or private employment office, (2) meeting with prospective employers, (3) investigating possibilities for starting a professional practice or opening a business, (4) placing or answering advertisements, (5) writing letters of application, and (6) being on a professional register.

The CPS uses a similar concept of "looking for work." The term "unemployed" as used in the CPS includes persons who were looking for work in the reference week and those who were "on layoff" or "waiting to begin a new job in 30 days."

Layoff. In general, the work "layoff" means release from a job because of slack work, material shortages, inventory taking, plant remodeling, installation of machinery, or other similar reasons. For this survey, persons were also on "layoff" who did not have job but who responded that they had spent at least 1 week on layoff from a job and that they were available to accept a job.

In addition, persons were on "layoff" in a given month if they were 16 years old or over and (a) were "with a job" but "absent without pay" from that job for at least 1 full week during that month, and (b) they responded that their main reason for being absent from their job or business was "layoff." "On layoff" also includes a small number of persons who responded that they were waiting to report to a new wage and salary job that was to begin within 30 days. In other words, persons waiting to begin a new job are classified together with persons waiting to return to a job from which they have been laid off.

Full time and part time. The data on full- and part-time workers pertain to the number of hours a person usually worked per week during the weeks worked in the 4-month reference period of the survey. If the hours worked per week varied considerably, the respondent was asked to report an approximate average of the actual hours worked each week.

Persons 16 years old and over who reported usually working 35 or more hours each week during the weeks they worked are classified as "full-time" workers; persons who reported that they usually worked fewer than 35 hours are classified as "part-time" workers. The same definitions are used in the CPS.

With labor force activity. The term "with labor force activity" includes all persons with a job (as defined above) and those looking for work or on layoff from a job for at least 1 week during a given month. Conversely, those persons "with no labor force activity" had no job, were not on layoff from a job and made no effort to find a job during the month.



SURVEY OF INCOME AND PROGRAM PARTICIPATION (SIPP)

WAVE 5 RELATIONAL MICRODATA FILE

TECHNICAL DOCUMENTATION

TECHNICAL INFORMATION

SURVEY OF INCOME AND PROGRAM PARTICIPATION (SIPP)

WAVE 2 RELATIONAL MICRODATA FILE

1999-2000

1999-2000

USER NOTES

This section will contain information relevant to SIPP that becomes available after the file is released. The cover letter to the updated information should be filed behind this page.

User Notes will be sent to all users who (1) purchased their file (or technical documentation) from the Census Bureau and (2) returned the coupon following the title page.

..

.

4

7

10

14

17

18

1

14

2000



UNITED STATES DEPARTMENT OF COMMERCE
Bureau of the Census
Washington, D.C. 20233

Survey of Income and Program Participation (SIPP)
Wave 5 Relational Microdata File
User Note No. 1

Subject: SIPP 1984 Panel Wave 1 and Wave 2 Cases where Armed Forces Status was Incorrectly Classified as "Active Duty"

This is to follow up on my July 25 memorandum on "SIPP Armed Forces Population Estimate Discrepancies -- Results of Field Followup." It was suggested that SIPP file users be allowed to correct their public use files to account for these discrepancies if their analysis warranted. (that is, person record field U-AF should equal 2, not 1 as shown on the file). The attached list shows scrambled PSU, segment and serial number for each person on the Wave 1 and Wave 2 files where this error exists. Also shown are person number and wave number. Note that for all cases on this list Address ID is equal to 11.

Similar errors may exist on tapes for Waves 3, 4 and 5, but no work has been done to identify these, and none is planned. Beginning with Wave 5 rotation 2, efforts have been made to correct this information at the point of data collection.

Attachment

1

2

3

4

5

6

7

8

9

10

11

ARMED FORCES DISCREPANCIES
(Waves 1 and/or 2)

<u>PSU</u>	<u>SEGMENT</u>	<u>SERIAL</u>	<u>PERSON NUMBER</u>	<u>WAVE</u>
209	0190	49	101	1, 2
855	6796	09	101	1, 2
430	0380	32	101	1, 2
489	9163	16	101	1, 2
404	3925	47	103	1
112	5661	91	101	1
375	6249	88	101	1, 2
183	6244	66	102	1, 2
408	0112	44	101	1
749	2293	16	101	1
430	4040	54	103	1, 2
604	0388	16	101	1
193	2299	31	101	1
917	3921	08	101	1
917	3921	08	102	1
542	8116	06	101	1
634	8119	67	101	1, 2
529	1460	27	101	1, 2
055	8114	40	101	1, 2
730	6790	98	101	1, 2
547	4894	86	102	1
446	6673	44	103	1, 2
643	6796	88	101	1, 2
597	3923	59	101	2
898	9164	09	101	1, 2
486	7401	01	101	2
058	1237	35	101	1, 2
566	7388	87	101	1, 2
486	7401	01	101	1
778	4048	55	101	1, 2
199	0118	84	103	1
075	0779	40	101	1, 2
943	7942	31	101	1, 2
943	7947	08	101	2
097	1709	28	103	2
645	8790	17	101	1
689	8115	08	101	2
778	2461	14	101	2
566	8088	55	101	1
566	8088	55	102	1
912	6133	03	101	1, 2
795	5149	96	101	1
945	4715	01	101	1, 2
462	5834	30	101	1, 2
317	4716	84	101	2
806	2464	18	101	1, 2
539	1961	26	101	1, 2
258	7309	15	101	1, 2
991	2577	73	101	1
803	0386	33	101	1
110	1040	21	106	1, 2

1. 2.

3.

4.

5.

6.

7.

<u>PSU</u>	<u>SEGMENT</u>	<u>SERIAL</u>	<u>PERSON NUMBER</u>	<u>WAVE</u>
675	1675	90	101	1, 2
617	1675	13	101	1
472	7383	82	101	1
141	9524	55	101	1
849	3652	95	101	2
923	6132	54	101	1, 2
835	6193	78	111	1, 2
830	9520	73	104	1
396	7308	63	102	1, 2
810	4692	85	101	1, 2
838	4693	63	102	1, 2
472	7383	82	101	2
146	2460	17	101	1
201	5831	13	101	2
258	4718	90	101	1, 2
522	5833	90	101	1, 2
617	6193	42	101	1
201	5831	13	101	1
948	7381	53	101	1, 2
199	8051	01	101	1, 2
317	3925	05	101	1
884	4372	97	101	1, 2
893	4882	09	101	2
441	7388	24	101	2
236	7842	45	101	1, 2
090	8082	45	101	1, 2

July 26, 1985

Subject: SIPP Armed Forces Population Estimate Discrepancies -- Results of Field Followup

In a recent analysis of SIPP and CPS labor force data, Paul Ryscavage and Jack Bregger (BLS) discovered an inconsistency in the population estimates from the two surveys. For the purposes of their study they were adjusting the SIPP estimate to the CPS estimate for the third quarter of 1983. When they added in persons in farm households to the SIPP universe 16 and over, and took out the Armed Forces living on or off posts in households, their civilian noninstitutional population was about 500,000 below the CPS figure. When the fourth quarter of 1983 and first and second quarter of 1984 were adjusted in a similar manner, the SIPP civilian noninstitutional population averaged about 460,000 below the CPS figure. Therefore, it appeared that SIPP's estimate of the Armed Forces population was too high. Based on tables generated by POP Division, we discovered some inconsistency between the control card item dealing with active duty Military status (control card item 32c) and the labor force class of worker question (source code 2012 and 2112). POP Division generated a listing of all Wave 1 and Wave 2 cases where control card item 32c indicated the respondent was currently on active duty in the Armed Forces but source code 2012/2112 showed only an employer(s) other than Armed Forces (e.g. a private company, Federal, state or local government, or unpaid in family business). The results showed 99 out of 337 Wave 1 active duty Armed Forces respondents and 79 of 263 Wave 2 active duty Armed Forces respondents where this condition existed.

During SIPP interviewing for Wave 5, rotations 2 and 3 and Wave 6, rotations 4 and 1 (March through June 85) interviewers were instructed to verify Armed Forces status as of the appropriate Wave 1 interview month (October 83 through January 84). If the person was found not to be on active duty during the Wave 1 interview month, the interviewer marked control card item 32c by circling the "2-No" below the question. If the person was found to be correctly identified as on active duty, the interviewer circled the "1-Yes" below the question. Current Armed Forces status was then verified and updated. Some cases could not be verified since they had been dropped in the SIPP sample reduction or were now part of a noninterviewed household.

As a result of the field work, 77 of the 99 Wave 1 cases could be followed up, (15 had been deleted and 7 were now noninterviews). Of the 77 verified, 65 were determined to be incorrect (not in the Armed Forces during Wave 1) and 12 were correctly identified as in the Armed Forces. For Wave 2, 64 of the 79 cases could be followed up (11 had been deleted and 4 were noninterviews). Of these 64, 51 were verified as incorrect and 13 as correct. Thus, 84% of Wave 1 and 80% of Wave 2 cases were determined not to be on active duty during the Wave 1 interview. (See Attachment 1 for comparisons by regional office).

X

In an effort to determine the impact of these cases on SIPP estimates, I first apportioned the not-reported cases to the "correct" and "incorrect" categories based on the percentage breakdown for the reported cases (Attachment 2). Then, since final weights were not available from listings we were provided, approximate weighted counts, derived by Dave Hubble of SMD, were applied to the adjusted counts. A Wave 1 weight of 4439 was obtained by comparing third quarter 1983 estimates of the civilian population with the total noninstitutionalized population. The difference, being the military population, was then divided by 337, the number of survey respondents reported as being on active duty. Wave 2 weights of 5919 were estimated using Wave 1 weights ($4439 \times 4/3$). Attachment 2 shows that SIPP estimates of the active duty Armed Forces population were approximately 372,876 too high for Wave 1 and, an almost identical 372,897 too high for Wave 2 due to the incorrect recording of Armed Forces status on the control card.

In conclusion, we have resolved a considerable amount (81%) of our differences with CPS, as observed by Ryseavage and Bregger, by studying cases that showed an employer other than the Armed Forces. (The remaining 87,000 weighted difference is well within sampling variability at 2 standard deviations). Naturally, we may have errors going the other way which have gone undetected, (that is, Armed Forces personnel incorrectly classified as not on active duty). However, given our differences with CPS it is unlikely that there are many of these. It is hard to explain why so many cases were recorded incorrectly in SIPP since the questions are identical to CPS and the interviewer instructions are very similar. One possible explanation is that most SIPP interviewers were new hires in Wave 1, had no practical experience asking these questions, and the training materials did not discuss control card item 32c other than in the mock interviews. Given our problems in recording this item, future manuals and training should discuss the importance of correctly recording this information. We also should try to institute a preedit check, if possible, to reject cases where cc item 32c is equal to 1 but source codes 2012 and 2112 are not equal to 5 (Armed Forces). Due to the fact that source codes 2012 and 2112 are keyed under Program 8 (fixed field data) this kind of check, at this time, is not possible. However, it will be explored in the future when time and resources allow.

Since these errors were not detected until midway through Wave 5 interviewing, at which time they should have been corrected on the control cards, we have several public use files which have been released that have some incorrect Armed Forces status designations. We will not re-release these files with corrections for the cases we have identified in this study. Rather, we will provide a list of public use control numbers, along with selected demographic characteristics, for these cases so that users can correct their files, if their analysis warrants.

Attachments

Attachment 1

ARMED FORCES DISCREPANCIES BY RO

	<u>Type 1's</u> <u>(Correct)</u>	<u>Type 2's</u> <u>(Incorrect)</u>	<u>Deleted</u> <u>Cases</u>	<u>Noninterviews</u>
<u>Wave 1</u>				
<u>RQ</u>				
21	0	6	0	0
22	1	4	0	0
23	0	13	3	0
24	0	6	1	0
25	0	2	0	0
26	0	3	1	0
27	1	5	1	0
28	1	4	3	1
29	4	12	1	0
30	1	5	2	3
31	4	3	3	1
32	0	2	0	2
Total	12	65	15	7
<u>Wave 2</u>				
21	0	4	0	0
22	0	2	0	0
23	0	8	3	0
24	0	5	1	1
25	0	4	0	0
26	0	2	0	0
27	1	5	0	2
28	3	2	0	0
29	3	9	0	0
30	1	4	2	1
31	4	2	4	0
32	1	4	1	0
Total	13	51	11	4

1
2
3

4
5
6

7

8

Attachment 2

<u>Wave 1</u>	Actual	Adjusted ²	Weighted ³
Total Discrepancies	99	99	439,461
Reported as Correct	12	15	66,585
Reported as Incorrect	65	84	372,872
Not Reported ₁	22	0	0
<u>Wave 2</u>			
Total Discrepancies	79	79	467,601
Reported as Correct	13	16	94,704
Reported as Incorrect	51	63	372,897
Not Reported ¹	15	0	0

¹ Includes Type A, C and D noninterviews in Wave 5/6 and cases dropped as a result of the sample reduction.

² Not Reported cases have been apportioned to "Reported as Correct" and "Reported as Incorrect" categories based on the actual rates for reported cases.

³ The 1984 Panel Base weight of 4439 for Wave 1 and 5919 for Wave 2 was applied to adjusted totals to derive approximate weighted totals.



UNITED STATES DEPARTMENT OF COMMERCE
Bureau of the Census
Washington, D.C. 20233

Survey of Income and Program Participation (SIPP)

Wave E Relational Microdata File

User Note No. 2

Records which should have had a code of "6282" in the MSA field are listed in the attachment. This code was inadvertently omitted from the MSA field, character 25, on the household record.

|

ATTACHMENT 1

HOUSEHOLDS WITH CMSA CODE 6282				HOUSEHOLDS WITH CMSA CODE 6282				HOUSEHOLDS WITH CMSA CODE 6282				
HH-RCSEQ		HH-ID	PSU-SEG-SER	HH-RCSEQ		HH-ID	PSU-SEG-SER	HH-RCSEQ		HH-ID	PSU-SEG-SER	
HOUSEHOLDS WITH CMSA CODE 6282	HOUSEHOLDS WITH CMSA CODE 6282	ADDID	HHSEQNTUM	HH-RCSEQ	HH-ID	PSU-SEG-SER	ADDID	HHSEQNTUM	HH-RCSEQ	HH-ID	PSU-SEG-SER	ADDID
3440	1	145404049	11	3556	2	408404882	31	3710	1	747916288	11	11
3441	1	145404539	11	3561	1	408679473	11	3711	1	747916849	11	11
3453	1	145916247	11	3584	1	452038049	11	3722	2	749687405	31	31
3457	1	145916848	11	3585	1	452038539	11	3731	1	936038043	11	11
3465	1	206392626	11	3586	1	452392633	11	3732	1	936038473	11	11
3465	2	206392626	51	3587	1	452392909	11	3732	2	936038473	41	41
3466	1	206392649	11	3588	1	452392918	11	3734	1	936392258	11	11
3467	1	206392848	11	3614	3	586203156	52	3735	1	936392620	11	11
3478	1	206740513	11	3620	1	586392561	11	3736	1	936392849	11	11
3514	1	248489258	11	3620	2	586392561	11	3748	1	936679814	11	11
3520	1	248738049	11	3621	1	586404043	11	3749	1	936679882	11	11
3521	1	248738539	11	3622	1	586404473	11	8167	1	089038049	11	11
3522	1	248738643	11	3634	1	586740622	11	8168	1	089038539	11	11
3523	1	248738884	11	3634	2	586740621	51	8168	2	889038539	51	51
3524	1	248740409	11	3636	1	586740814	11	8169	1	089038643	11	11
3524	2	248740409	41	3637	1	586740882	11	8170	1	089038884	11	11
3524	3	248740409	42	3659	1	710489247	11	8174	1	089192633	11	11
3525	1	248740771	11	3660	1	710489848	11	8175	1	089392909	11	11
3533	1	404679049	11	3671	1	710740539	11	8187	1	089740258	11	11
3534	1	404679539	11	3699	1	747738051	11	8188	1	089740849	11	11
3553	1	408392590	11	3700	1	747738117	11	8228	1	324392049	11	11
3554	1	408392604	11	3703	1	747738555	11	8230	1	324392539	11	11
3554	2	408392604	41	3707	1	747740043	11	8243	1	324738051	11	11
3555	1	408604814	11	3708	1	747740158	11	8246	1	324738555	11	11
3556	1	408604882	11	3709	1	747740473	11	8257	1	375438409	11	11

HOUSEHOLDS WITH CMSA CODE 6282				HOUSEHOLDS WITH CMSA CODE 6282				HOUSEHOLDS WITH CMSA CODE 6282							
HH-RCSEQ	HH-RCSEQ	HH-RCSEQ	HH-RCSEQ	HH-RCSEQ	HH-RCSEQ	HH-RCSEQ	HH-RCSEQ	HH-RCSEQ	HH-RCSEQ	HH-RCSEQ	HH-RCSEQ	HH-RCSEQ	HH-RCSEQ	HH-RCSEQ	HH-RCSEQ
ADDID	ADDID	ADDID	ADDID	ADDID	ADDID	ADDID	ADDID	ADDID	ADDID	ADDID	ADDID	ADDID	ADDID	ADDID	ADDID
PSU-SEQ-SER	PSU-SEQ-SER	PSU-SEQ-SER	PSU-SEQ-SER	PSU-SEQ-SER	PSU-SEQ-SER	PSU-SEQ-SER	PSU-SEQ-SER	PSU-SEQ-SER	PSU-SEQ-SER	PSU-SEQ-SER	PSU-SEQ-SER	PSU-SEQ-SER	PSU-SEQ-SER	PSU-SEQ-SER	PSU-SEQ-SER
HH-ID	HH-ID	HH-ID	HH-ID	HH-ID	HH-ID	HH-ID	HH-ID	HH-ID	HH-ID	HH-ID	HH-ID	HH-ID	HH-ID	HH-ID	HH-ID
8258	1	375038771	11	8437	1	967619379	41	12312	1	446916814	11				
8267	1	375392604	11	8456	1	979489590	11	12324	1	479740258	51				
8273	1	375489555	11	8457	1	979489604	11	12325	1	479740828	11				
8288	1	401038513	11	8464	1	979740827	11	12326	1	479740849	11				
8289	1	401038524	11	8465	1	979740846	11	12328	1	479916043	11				
8298	1	401038597	11	8466	1	979916051	11	12330	1	479916473	11				
8307	1	537392043	11	8466	2	979916051	41	12335	1	571038997	11				
8308	1	537392473	11	8467	1	979916555	11	12344	1	571392814	31				
8332	3	730392988	41	8468	1	995740463	11	12345	1	571392882	11				
8341	1	855404513	11	8466	1	995740771	11	12348	1	571418513	11				
8342	1	855404597	11	8487	1	995916604	11	12349	1	571418597	11				
8351	1	855916633	11	9021	2	201619399	31	12352	1	571489043	11				
8352	1	855916909	11	12250	1	406392849	11	12353	1	571489473	11				
8366	2	855916909	51	12251	1	406392539	11	12358	1	571740590	11				
8366	1	862392051	11	12253	1	406679247	11	12361	1	679392771	11				
8367	1	862392535	11	12254	1	406679699	11	12383	1	679679258	11				
8376	1	862679409	11	12255	1	406679848	11	12384	1	679679849	11				
8378	1	862679771	11	12258	1	406738555	11	12416	1	694038247	11				
8396	1	916489633	11	12276	1	430038258	11	12417	1	694038848	11				
8398	2	916489633	41	12277	1	430038849	11	12417	2	694038848	51				
8399	1	916489909	11	12278	1	430038948	11	12422	1	694489049	11				
8407	1	916740513	11	12280	1	430392043	11	12423	1	694489539	41				
8408	1	916740524	11	12302	1	446404253	11	12447	1	870392513	11				
8409	1	916740597	11	12303	1	446404849	21	12448	1	870392597	11				
8410	1	916740598	11	12311	1	446916621	11	12449	1	870404247	11				

HOUSEHOLDS WITH CMSA CODE 6282				HOUSEHOLDS WITH CMSA CODE 6282				HOUSEHOLDS WITH CMSA CODE 6282			
HHSEQNUM	HH-RCSEQ	PSU-SEG-SER	ADDID	HHSEQNUM	HH-RCSEQ	PSU-SEG-SER	ADDID	HHSEQNUM	HH-RCSEQ	PSU-SEG-SER	ADDID
HH-ID				HH-ID				HH-ID			
12450	1	870404948	11	16153	1	334740814	11	16307	1	954038909	11
12455	1	870738010	11	16154	1	334740852	41	16311	1	954489513	11
12456	1	870738049	11	16155	1	334916511	11	16312	1	954489597	11
12457	1	870738110	11	16156	1	334916597	11	16319	1	954738555	11
12458	1	870738201	11	16176	1	480404633	11	16319	2	954738555	41
12460	1	870738539	11	16200	1	480404663	11	16322	1	954740043	11
12461	1	870738643	11	16207	1	489740051	11	16323	1	954740473	11
12462	1	870738884	11	16208	1	489740555	11				
16070	1	054404616	11	16219	1	567392597	11				
16071	1	054404682	11	16221	1	567736539	11				
16081	1	054740088	11	16222	1	567736643	11				
16083	1	054740088	11	16223	1	567738884	11				
16085	1	054740633	11	16229	1	594679051	11				
16086	1	054740909	11	16232	1	594679555	11				
16086	3	054740909	51	16253	1	647404051	11				
16087	1	854740918	11	16254	1	647404555	11				
16096	1	183038426	11	16264	1	647740436	11				
16096	2	183038436	51	16265	1	647740590	11				
16097	1	183038590	11	16266	2	647740604	31				
16117	1	183740810	21	16266	3	647740604	51				
16118	1	183740040	11	16268	1	647916409	11				
16119	1	183740110	41	16268	2	647916409	51				
16122	1	183740643	11	16269	1	647916771	11				
16133	1	235679590	11	16269	2	647916771	31				
16134	1	235679604	11	16306	1	954038633	41				



Survey of Income and Program Participation (SIPP)

Wave 5 Relational Microdata File

User Note No. 3

Because of budget cuts in the Census Bureau's Fiscal Year 1986 budget, approximately 15-percent of the 1984 Panel sample was eliminated from rotation groups 2 and 3 of wave 5 and rotation groups 4 and 1 of wave 6. Cases with the values listed below in the sample-unit reduction code field (SU-RGC) will not appear in wave 5 (rotation groups 2 & 3) or wave 6 (rotation groups 4 & 1) files. This will produce several legitimate nonmatches when matching to previous waves.

SU-RGC

004	039	072
010	044	078
018	050	083
021	055	089
027	061	094
033	068	100





Survey of Income and Program Participation (SIPP)

Wave 5 Relational Microdata File

User Note No. 4

Subject: Resolution of Nonmatches; 1984 SIPP Panel, Waves 4 and 5

We have completed a match of Wave 4 and Wave 5 of the 1984 SIPP Panel and researched the nonmatches.

The largest number of nonmatches between Waves 4 and 5 of the 1984 Panel of SIPP data are caused by sample reduction. The size of the SIPP sample was reduced during the Wave 5 collection period. A total of 5069 persons appearing on the Wave 4 file had no potential for match on the Wave 5 file, because their addresses were eliminated from the sample design.

There are a total of 1741 persons on the Wave 4 file who were not carried on the Wave 5 file and who were not lost because of sample reductions. The reasons for most of these cases are evident from an examination of the Wave 4 data.

1) The household in which the person resides became a Type A Non-interview in Wave 4	485 persons
2) The household in which the person resides became a Type C or D Non-interview in Wave 4	503 persons
3) A person with a person number of 200 or greater no longer lives with 100 level adults	457 persons
4) During the Wave 4 reference period, a person left the universe of persons to be interviewed	
a) Deceased	56 persons
b) Institutionalized	17 "
c) Living in Armed Forces barracks	12 "
d) Moved outside U.S.	<u>15</u> "
	100 persons
5) Persons merged into an existing sample household and therefore assumed new identifiers	8 persons
6) Children who moved sometime during the Wave 4 reference period and no longer live with 100 level adults	33 persons



The following additional cases are not obvious from a review of the Wave 4 data. In each case, the person could no longer be interviewed because of some changes in their status which took place during the first half of the first month of the Wave 5 reference period

1) 200+ level person, no longer living with a 100 level adult	64 persons
2) 100 level children, no longer living with a 100 level adult	10 persons
3) Persons moving outside U.S.	24 persons
4) Became institutionalized	12 persons
5) Became deceased	5 persons
6) Moved into Armed Forces barracks	1 person
7) Person moved from an interviewed household to a non-interviewed household during Wave 4 interview month	1 person

In addition there were 7 persons identified as persons who were incorrectly reported to be household members in an earlier wave and 31 persons who were deleted from the Wave 5 file because of an error in cross-sectional processing. These persons are identified in the attachment.

There were 1501 persons with a 500 level person number on the Wave 5 file. These persons obviously have no potential for a match with the Wave 4 file.

There were a total of 391 persons on the Wave 5 file, with person numbers less than 500, who were not on the Wave 4 file. The largest group of these, 161 persons, were deleted from the Wave 4 cross-sectional processing because of an error in a computer program. This is the same error that accounted for the loss of 31 persons from the wave 5 file. The remaining 230 cases fall into the following categories.

1) Persons living in Type A or D non-interview households in Wave 3 who were converted to interviews in Wave 5	179 persons
2) Persons living in Type A or D non-interview households in Wave 2 who were converted to interviews in Wave 5	36 persons
3) Persons with 400 level person numbers who joined the sample after the Wave 4 reference period but before the Wave 4 interview	13 persons
4) Merged household (180 level) persons	1 person
5) One person who apparently was incorrectly reported as deceased in Wave 3	1 person

Attachment



The following persons are not shown on the wave 5 file because they became separated from all 100 level persons because one or the other moved during the first half of the first wave 5 reference month.

025/3154/25/41/401	708/2468/83/41/401
025/5833/97/41/401	708/2468/83/42/401
025/5833/97/41/402	710/1303/99/11/301
077/4897/52/21/202	725/2461/87/11/401
077/4897/52/21/203	742/2468/59/31/401
077/4897/52/21/201	843/4894/06/21/201
077/4897/52/21/204	847/6689/08/31/301
089/3965/43/41/401	847/6689/08/31/401
089/7173/44/41/401	873/7383/84/11/401
090/2465/39/11/401	883/5839/40/11/202
090/2465/39/11/402	883/5839/40/11/201
090/2465/39/21/401	954/3986/84/11/402
097/0114/03/21/201	979/4448/60/43/401
097/0114/03/21/202	979/8680/57/31/401
097/0114/03/21/203	995/6245/55/11/402
105/6244/21/41/401	995/6245/55/11/401
171/4372/59/11/401	
174/7406/02/41/401	
223/2022/36/31/301	
235/6798/59/11/201	
236/0001/72/41/402	
236/0001/72/41/401	
236/3152/15/41/402	
236/4671/01/11/201	
284/1578/29/11/302	
362/4691/69/11/201	
365/2468/02/31/401	
377/6875/05/41/402	
417/6683/53/31/302	
417/6683/53/31/301	
457/4675/79/11/410	
514/7388/60/41/401	
514/7388/60/41/402	
524/2468/60/11/401	
594/8089/87/11/401	
613/5873/52/41/402	
613/5873/52/41/401	
617/2463/99/11/301	
618/6877/23/41/401	
636/7389/04/11/201	
638/7843/77/41/402	
643/3964/07/21/303	
643/3964/07/21/302	
643/3964/07/21/301	
675/6678/97/21/201	
691/6681/14/11/201	
695/7842/81/11/301	
708/2468/83/41/402	

The following persons do not appear on the wave 5 file because they are children under the age of 15 who are no longer living with 100 level adults. They became separated from all 100 level adults during the first half of the first month of the wave 5 reference period.

225/2468/84/11/103
225/2468/84/11/102
291/0002/59/11/102
365/4896/31/11/102
404/1700/51/11/106
514/4675/47/11/103
645/6682/56/11/102

733/6852/36/11/102
991/4373/55/11/104
991/4373/55/11/103

The following persons do not appear on the wave 5 data file because they moved outside the United States presumably very early in the first month of the wave 5 reference period.

077/4897/52/11/101
248/9525/94/11/106
248/9525/94/11/103
337/0005/47/11/103
337/0005/47/11/107
337/0005/47/11/104
337/0005/47/11/102
337/0005/47/11/106
337/0005/47/11/108
337/0005/47/11/101
337/0005/47/11/105
337/0005/47/41/404
337/0005/47/41/403
337/0005/47/41/402
337/0005/47/41/401
337/0005/47/42/403
337/0005/47/42/402
337/0005/47/42/401
337/0005/47/42/404
603/5874/03/11/103
774/8536/89/11/104
845/8085/27/11/103
897/3152/26/11/401
936/4443/79/11/104

Vertical line on the left side of the page.

Small mark or artifact in the top right corner.

The following persons are not shown on the wave 5 file because they were institutionalized in the first half of the first month of the wave 5 reference period.

021/6199/58/11/101
066/6790/92/11/103
066/6790/92/11/102
066/6790/92/11/101
236/0001/72/11/101
782/4370/03/11/101
785/0191/26/11/101
815/6858/28/11/103
893/8088/16/11/102
926/5835/45/11/101
945/5834/55/11/201
998/8761/44/11/102

The following persons are not shown on the wave 5 file because they became deceased in the first half of the first month of the wave 5 reference period.

296/8084/61/11/101
296/8089/82/11/102
479/4716/94/11/101
586/4896/47/11/101
955/6139/36/11/101

The following person was not shown on the wave 5 file because he moved into an armed forces barracks in the first half of the first month of the wave 5 reference period.

352/4049/25/11/103

The following person was not shown on the wave 5 file because he moved very late in the wave 4 interview month and refused further interviews. He is shown in his previous household for the entire wave 4 reference period.

427/8769/95/11/104



The following persons were not shown on the wave 5 file because they were incorrectly reported as household members at some earlier point in time.

010/7388/16/11/103
105/4715/41/11/103
227/7176/09/11/103
571/6248/60/11/103
884/7846/25/11/101
913/6876/85/11/101
995/3981/02/11/103

The following persons appear on the wave 4 file but not on the wave 5 file. These persons are children who left the sample universe sometime during the wave 4 reference period and were not followed since no sample adult lived with them.

137/2573/77/11/107
137/2573/77/11/104
137/2573/77/11/108
137/2573/77/11/103
139/4044/14/11/105
139/4044/14/11/104
139/4044/14/11/103
141/4042/19/11/103
146/1308/21/11/103
286/6462/81/11/103
373/7393/22/11/102
417/8089/46/11/104
436/4511/03/11/103
486/2026/84/11/104
538/3869/69/11/102
542/9166/47/11/105
574/0004/14/11/104
574/0004/14/11/103
574/0004/14/11/102
574/2466/09/11/108
634/6673/05/11/103
672/2296/31/11/103
685/4046/06/11/102
803/4224/15/11/102
838/8085/42/11/104
883/5834/76/11/103
912/2924/42/11/105
913/4583/99/11/103
917/8081/29/11/106
917/8081/29/11/105
932/0388/46/11/108
951/8792/81/11/107
977/2672/28/11/104

The following persons are not shown on the wave 5 file. They were deleted from the wave 5 data file because of an error in the processing system. These persons should have been included in the file and attempts will be made to reclaim their data when a longitudinal product is produced.


135/1964/18/11/301
248/7409/32/11/301
288/2466/94/11/105
288/2466/94/11/101
288/2466/94/11/102
404/0003/03/11/101
404/7408/55/11/102
404/7408/55/11/101
404/7408/55/31/401
423/0666/27/11/102
423/0666/27/11/101
423/0666/27/11/104
423/0666/27/11/103
514/9553/17/31/301
514/9558/47/11/101
514/9558/47/31/301
514/9558/47/31/302
582/5839/09/41/401
604/5146/11/11/301
657/3653/31/11/103
747/1702/74/11/303
803/0389/68/11/301
874/2572/62/11/101
874/2572/62/31/301
874/2572/62/31/302
874/2572/62/31/401
917/3858/22/11/101
917/3858/22/11/102
917/3858/22/11/103
917/3858/22/31/301
917/3858/22/31/302

Vertical line on the left side of the page.

Horizontal line at the top of the page.

Persons who were deleted from the wave 4 file in error. They were mistaken for people who entered the sample during the month of interview. They actually entered the sample or at least moved one year prior to the month of interview.

015/0003/22/11/101	365/4896/89/11/105	582/3962/74/11/104
021/6193/79/11/201	365/4896/89/11/102	582/3962/74/11/109
030/0114/25/11/101	373/6970/13/11/201	582/3962/74/11/102
030/0114/25/11/102	401/6243/44/11/201	582/3962/74/11/101
030/0115/69/11/103	417/7388/10/11/104	582/4588/49/11/102
030/0115/69/11/101	417/7388/10/11/105	582/4588/49/11/101
030/0115/69/21/201	417/7388/10/11/109	598/2463/20/11/101
030/1965/55/11/104	417/7388/10/11/102	613/3659/23/11/201
030/1965/55/11/101	417/7388/10/11/101	632/1961/28/11/102
030/1965/55/11/103	438/2926/45/11/203	632/1961/28/21/201
030/1965/55/11/102	438/2926/45/11/202	632/4678/21/11/103
055/2929/22/11/201	438/4586/77/11/104	632/4678/21/21/201
063/6682/58/11/202	438/4586/77/11/103	661/8792/12/11/102
063/6682/58/11/201	438/4586/77/11/102	661/8792/12/11/101
063/6688/49/11/103	438/4586/77/21/205	680/5833/34/11/201
063/6688/49/11/102	438/4586/77/21/204	737/4622/34/11/201
063/6688/49/11/101	438/4586/77/21/203	737/5870/13/11/103
063/6688/49/21/202	438/4586/77/21/202	737/5870/13/21/201
063/6688/49/21/201	438/4586/77/21/201	737/5870/13/21/301
063/6688/49/21/203	513/5832/36/11/104	767/7381/17/11/101
066/7308/92/41/401	513/5832/36/11/103	797/4717/98/11/104
066/7308/92/41/403	513/5832/36/11/102	797/4717/98/11/103
066/7308/92/41/402	513/5832/36/11/101	797/4717/98/11/102
110/2034/52/11/201	513/5838/10/11/101	797/4717/98/11/101
110/7381/47/11/101	513/5838/10/21/403	800/7381/37/11/102
110/7381/47/21/201	513/5838/10/21/402	800/7381/37/11/101
139/0773/73/11/103	513/5838/10/21/401	810/0385/47/11/105
139/0773/73/11/104	524/1967/04/11/103	810/0385/47/11/104
139/0773/73/11/102	524/1967/04/11/102	810/0385/47/11/103
139/0773/73/11/101	524/1967/04/11/101	810/0385/47/11/102
193/4713/05/11/201	524/4693/56/11/201	810/0385/47/11/101
201/6682/26/11/101	524/4694/21/11/104	810/0385/47/21/301
201/6682/26/11/103	530/5831/28/11/105	810/0385/47/22/203
201/6682/26/11/102	530/5831/28/11/104	810/0385/47/22/202
224/2021/71/11/101	530/5831/28/11/103	810/0385/47/22/201
225/8080/69/31/301	530/5831/28/11/102	811/2461/14/11/101
275/7945/09/11/104	530/5831/28/11/101	811/2461/14/11/104
275/7945/09/11/105	551/7841/62/11/201	811/2461/14/11/102
282/8086/52/11/201	563/5144/24/21/201	811/7381/33/11/201
317/7383/24/11/201	571/0118/09/11/102	815/0382/19/21/201
324/6793/79/11/201	571/0118/09/22/202	815/7386/34/11/104
365/0004/03/11/201	571/0118/09/22/201	815/7388/34/21/201
365/4674/00/11/101	578/7842/53/11/102	820/0166/77/11/107
365/4674/00/11/102	578/7842/53/21/202	820/0166/77/21/306
365/4674/00/21/201	578/7842/53/21/201	820/0166/77/21/305
365/4896/89/11/104	579/6137/48/21/201	820/0166/77/21/304
365/4896/89/11/101	582/3962/74/11/106	820/0166/77/21/303
365/4896/89/11/103	582/3962/74/11/105	820/0166/77/21/302



820/0166/77/21/301
830/6130/59/11/201
849/4699/67/11/101
849/4699/67/22/201
855/6791/28/11/201
855/6793/99/11/101
855/6793/99/11/102
884/0117/04/11/201
893/3929/92/21/201
898/7844/72/11/201
903/4671/13/11/103
932/2574/10/11/101
932/2574/10/21/201
948/0133/03/11/101
948/4671/02/11/101
948/4671/02/21/201
988/2468/10/11/201

Person who merged into an existing sample household in wave 5

533/6975/27/11/180

Person who was reported to be deceased in wave 3

918/7384/72/11/101

Persons with a 400 level person number who joined a sample household after the middle of the last wave 4 reference month but before the wave 4 interview.

015/7380/33/41/401
037/7380/92/11/401
047/8083/28/11/401
075/4040/78/11/401
112/0199/82/41/401
227/9168/27/11/401
288/4890/57/11/405
557/1041/43/42/401
604/3856/70/31/401
717/1044/02/42/401
742/2464/87/11/401
810/0385/47/22/401
849/2463/20/41/401

Vertical line on the left side of the page.

Horizontal line at the top right of the page.

Persons who re-entered the interviewed sample after being non-interviewed, outside the sample area or unable to locate for several waves.

005/3029/44/11/101
007/4040/68/11/103
007/4040/68/11/102
007/4040/68/11/104
007/4040/68/11/101
021/2836/35/11/201
035/4716/09/11/101
035/4716/09/11/102
105/2466/25/11/101
270/0199/23/11/101
270/0199/23/11/102
270/0199/23/11/103
441/4719/67/11/101
511/3658/24/11/102
563/3927/12/11/105
579/7387/25/11/101
579/7387/25/11/102
579/7387/25/11/103
694/6683/06/11/101
694/6683/06/11/102
739/4715/43/11/101
815/6686/06/11/103
884/2023/47/11/105
884/2023/47/11/101
884/2023/47/11/106
884/2023/47/11/102
884/2023/47/11/103
884/2023/47/11/104
920/7941/99/11/101
920/7941/99/11/102
920/7941/99/11/103
921/3703/02/11/101
942/2578/66/11/101
942/2578/66/11/102
942/2578/66/11/103
942/2578/66/11/104

Vertical line on the left side of the page.

Horizontal line at the top of the page.



UNITED STATES DEPARTMENT OF COMMERCE
Bureau of the Census
Washington, D.C. 20233

Survey of Income and Program Participation (SIPP)

Wave 5 Relational Microdata File

User Note No. 5

Appendix B is attached showing corrected record type counts. Please replace the corresponding page in your technical documentation with this revised sheet.

Page has been inserted into documentation.

|

|



UNITED STATES DEPARTMENT OF COMMERCE
Bureau of the Census
Washington, D.C. 20233

Survey of Income and Program Participation (SIPP)
Wave 5 Relational Microdata File

User Note No. 6

Attached is a revised list of "a" and "b" parameters to use with wave 5. Please replace page 21 in your documentation with the revised sheet.

May 1987



1

1

UPDATED SIPP 1984 GENERALIZED VARIANCE PARAMETERS
FOR THE WAVE 5 PUBLIC USE FILE

PERSONS1	<u>a</u>	<u>b</u>
Total or White		
16+ Program Participation and Benefits, Poverty (4)		
Both Sexes	-0.0001030	17,539
Male	-0.0002167	17,539
Female	-0.0001962	17,539
18+ Welfare History and AFDC (3)		
Both Sexes	-0.0001026	17,539
Male	-0.0002162	17,539
Female	-0.0001952	17,539
16+ Income and Labor Force2(6)		
Both Sexes	-0.0000351	5,980
Male	-0.0000739	5,980
Female	-0.0000659	5,980
0-15 Child Care (7)	-0.0001155	5,980
16+ Child Support (5)	-0.0000791	7,390
All Others3 (8)		
Both Sexes	-0.0000943	21,746
Male	-0.0001951	21,746
Female	-0.0001827	21,746
Black		
Poverty (1)		
Both Sexes	-0.0005422	14,960
Male	-0.0011652	14,960
Female	-0.0010140	14,960
All Others (2)		
Both Sexes	-0.0002916	8,045
Male	-0.0006256	8,045
Female	-0.0005453	8,045
HOUSEHOLDS/Families/Unrelated Individuals4		
Total or White	-0.0000835	7,390
Black	-0.0005091	5,106

1

2

-
- 1 For cross-tabulations, apply the parameters of the category showing the smaller number in parentheses.
 - 2 Also use these parameters for tabulations on reasons for not working, reservation wage, and work-related expenses.
 - 3 These parameters are to be used for all tabulations not specifically covered by any other category in this table, e.g., for retirement and pension tabulations, for 0+ benefits, 0+ income, and 0+ labor force tabulations.
 - 4 Also use these parameters for tabulations on support for non-household members.



ABSTRACT

Survey of Income and Program Participation (SIPP) Wave 5 Relational Microdata File [machine-readable data file] / conducted by the U.S. Bureau of the Census. --Washington: The Bureau [producer and distributor], 1985.

TYPE OF FILE:

Microdata; units of observation are individuals, families, and households.

UNIVERSE DESCRIPTION:

The universe is the resident population of the United States, but excluding persons living in institutions and military barracks.

SUBJECT-MATTER DESCRIPTION:

The file contains basic demographic and social characteristics data for each member of the household. These include age, sex, race (White; Black; American Indian, Eskimo, and Aleut; Asian or Pacific Islander; and Other), ethnic origin (23 categories including 7 Spanish origin categories), marital status, household relationship, education, and veteran status.

Limited data are provided on housing unit characteristics such as units in structure, tenure, access, and complete kitchen facilities.

Core questions, which are repeated at each interview, cover labor force activity, types and amounts of income, and participation in various cash and noncash benefit programs for each month of the four-month reference period. Data for employed persons include number of hours and weeks worked, earnings, and weeks without a job. Nonworkers are classified as unemployed or not in the labor force. In addition to income data associated with labor force activity, data include nearly 50 other types of income. Core data also cover post secondary school attendance, public or subsidized rental housing, low-income energy assistance, and school breakfast and lunch participation.

Persons interviewed in Wave 5 were asked the core questions as well as questions on child care arrangements, welfare history, child support, reasons for not working and job search activities, job related expenses, and support payments for nonhousehold persons. The file contains data only for the core questions. A later file will contain both core and topical module data.

The sample consists of 4 rotation groups, each interviewed in a different month from January to April 1985. For each group the reference period for reporting labor force activity and income is the four calendar months preceding the interview month.

SIPP is a longitudinal survey where each sampled household and each descendent household is reinterviewed at 4-month intervals for 9 interviews or "waves." This file contains the results of the fifth interview. Unique codes are included on each record to allow linking together the same persons with the preceding and subsequent waves.

Vertical line on the left side of the page.

Horizontal line at the top of the page.

GEOGRAPHIC COVERAGE:

United States. Codes are included for 38 individual States, although the sample was not designed to produce State estimates. Areas in the SIPP sample in six other States are identified in two groups for confidentiality reasons. Some cases are coded to other States not originally sampled, reflecting persons in the original sample who moved. The file identifies a subsample of metropolitan residents, along with codes for selected metropolitan statistical areas (MSA's) and consolidated metropolitan statistical areas (CMSA's).

TECHNICAL DESCRIPTION:

FILE STRUCTURE: Modified hierarchical.

FILE SIZE: 235,369 logical records; 1.740 character logical record length.

FILE SORT SEQUENCE

OF SAMPLE UNITS: Rotation group (i.e., month of interview) by FIPS State of sampling unit within rotation group by sample unit identification number.

FILE RECORD SEQUENCE

WITHIN SAMPLE UNIT: There are eight record types as follows: Sample Unit, Household, Family, Person, Wage and Salary Job, Self-employment Job, General Income Amounts 1, and General Income Amounts 2. Within each sampling unit, records are sequenced by type; that is, they are not strictly hierarchical. For example, multiple family records are linked to corresponding person records by pointers, not sequence.

REFERENCE MATERIALS:

Survey of Income and Program Participation (SIPP) Wave 5 Relational Microdata File Technical Documentation. The documentation includes this abstract, the data dictionary, an index to the data dictionary, relevant code lists, a questionnaire facsimile, and general information relevant to SIPP. One copy of the technical documentation accompanies each file order but may also be purchased separately for \$10 from Data User Services Division, Customer Services, Bureau of the Census, Washington, D.C. 20233.

Survey of Income and Program Participation (SIPP) Users' Guide. The Users' Guide contains general information on the background, survey content, sample design, and procedures for estimation and calculation of sampling variability, as well as a glossary of selected terms. The Users' Guide will be forthcoming.

Interviewers' Manual (1984). Survey of Income and Program Participation. U.S. Department of Commerce, Bureau of the Census. The Manual is available for \$10 from Data User Services Division, Customer Services, Bureau of the Census, Washington, D.C. 20233.



RELATED PRINTED REPORTS:

Economic Characteristics of Households in the United States: Third Quarter, 1984 (Data from Waves 4 and 5 of the Survey of Income and Program Participation). Current Population Reports, Series P-70, No. 5. Available from the Superintendent of Documents, U.S. Government Printing Office, Washington, D.C. 20402. S/N 703-088-00001-5. \$3.75.

RELATED MACHINE-READABLE DATA FILES:

SIPP files from earlier waves are available from Data User Services Division, Customer Services, Washington, D.C. 20233. An order form is on the following page for your convenience.

File	Number of Reels		Cost	
	1600 bpi	6250 bpi	1600 bpi	6250 bpi
Wave 1 Relational	11	3	\$1,540	\$420
Wave 1 Rectangular	8	2	\$1,120	\$280
Wave 2 Relational	9	3	\$1,260	\$420
Wave 2 Rectangular	6	2	\$ 840	\$280
Wave 3 Relational	9	3	\$1,260	\$420
Wave 3 Rectangular	6	2	\$ 840	\$280
Wave 4 Relational	9	3	\$1,260	\$420
Wave 4 Rectangular	6	2	\$ 840	\$280

A machine-readable data dictionary is available at the end of the last reel at either density or may be purchased separately on 1 reel for \$140.

FILE AVAILABILITY:

The file may be ordered from Data User Services Division using the order form on the following page. It is available on 9 reels at 1600 bpi for \$1,260 and on 3 reels at 6250 for \$420. A machine-readable dictionary is contained at the end of reel 9 at 1600 bpi and reel 3 at 6250 bpi. It is also available separately for \$140 on 1 reel at either density.

(NOTE: These same microdata are available in a rectangular format where all information for the sample unit, households, families, and persons is recorded on a single long record.)

Vertical line on the left side of the page.

Horizontal line at the top right of the page.

Vertical line on the left side of the page.

Horizontal line at the top of the page.

FILE INFORMATION

File Structure

All records pertaining to a sampling unit appear together. There are 8 different types of records occurring at 5 different levels. A count of records by record type is available in Appendix B of the technical documentation.

- Level 1: sampling unit
- Level 2: household
- Level 3: family
- Level 4: person
- Level 5: income source - wage and salary job, self-employment job, general income amounts 1, and general income amounts 2.

Within sampling unit, records are sequenced by level and record type. Pointers (i.e., record numbers or indices) on each record link it to records at the next higher and/or lower levels as appropriate. For example, persons are not necessarily sequenced together within family, but pointers appear on each family record linking it to each member, and pointers on the person record link it to applicable family records. Likewise, the records for individual jobs or other sources of income point to the person receiving the income, and each person record points to income records for each of the types of income received.

(Note: These same microdata also are available on a rectangular file for easier processing.)

Geographic Coverage

Geographic codes are found only on the sample unit record and the household record. State codes are shown except for six States which are identified in two groups. A subsample of metropolitan residents is identified along with codes for selected metropolitan statistical areas (MSA's) and consolidated metropolitan statistical areas (CMSA's). Family, person, and income records do not contain geographic codes. Pointers to the sample unit and household records can be used to transfer geographic codes to the other records.

The sample was not designed to produce State or MSA/CMSA level estimates. State codes are primarily useful in relating a respondent's reciprocity of benefits to thresholds which may vary from State to State. MSA/CMSA codes may be used in relating respondent characteristics with contextual variables.

Identification Number System

The SIPP identification scheme is designed to uniquely identify individuals in each wave, provide a means of linking the same individuals over time, and group individuals into households and families over time.

The various components of the identification scheme are listed below:

- Sample Unit Identification Number
- Address ID
- Entry Address ID
- Person Number

.....

.....

.....

.....

.....

.....

The sample unit identification number was created by scrambling together the PSU, segment, and serial numbers used for Census Bureau administrative purposes. This identifier is constructed the same way on each wave regardless of moves, to enable matching from wave to wave.

The two-digit address ID code identifies each household associated with the same sample unit identification number. The first digit of the address ID code indicates the wave in which that address was first assigned for interview. The second digit sequentially numbers multiple households that have the same sample unit ID number. The address ID code is 11 for all sample addresses that are the same as in Wave 1. As SIPP sample persons move to new addresses, new address ID codes are assigned. Any new address to which sample unit members moved during Wave 4 is numbered in the 50's, Wave 5, 60's, etc.

The person ID is a five-digit number consisting of the two-digit entry address ID and a three-digit person number. Person numbers 101, 102, etc., are assigned in Wave 1; 201, 202, etc., are assigned to persons added to the roster in Wave 2, and so forth. This five-digit number is not changed or updated, regardless of moves.

The sampling unit identification number and address ID code uniquely identifies each household in any given wave. The sampling unit ID number can link all households in subsequent waves back to the original Wave 1 household.

Topcoding of Income Variables

To protect against the possibility that a user might recognize the identity of a SIPP respondent with very high income, income from every source is "topcoded" so that no individual annual income amounts above \$100,000 are revealed. While the data dictionary indicates a topcode of \$33,332 for monthly income, this topcode will rarely be used. In most cases the highest monthly income is shown as an individual dollar amount of \$8,333, with \$8,333 actually representing "\$8,333 or more." (The \$100,000 annual income topcode is \$8,333 multiplied by 12 months). Individual monthly amounts above \$8,333 may occasionally be shown if the respondent's income varied considerably from month to month, as long as the average does not exceed \$8,333. For example, if a respondent's income from a single job were concentrated in only one of the four reference months, a figure as high as \$33,332 could be shown. (Income from interest or property have lower topcodes).

Summary income figures on the person, family, and household records are simple sums of the components shown on the file after topcoding, and are not independently topcoded. Thus, a person with high income from several sources (jobs, businesses, property) could have aggregate monthly income well over the topcode for each source. Families and households with a number of high income members could theoretically have aggregate income shown well over \$100,000, through well below the \$1.5 million shown as the highest allowable value in the data dictionary.

The user is cautioned against trying to make much use of the occasional monthly figures above \$8,333, except in calculating aggregates or observing patterns across the 4-month period for a single individual, family, or household. Those units with higher monthly amounts shown are a biased sample of high income units, more likely to include units with income from multiple sources than other units with equally high aggregate income which comes from a single source.

The first part of the document discusses the importance of maintaining accurate records. It emphasizes that proper record-keeping is essential for ensuring the integrity and reliability of the data collected. This section also outlines the various methods used to collect and analyze the data, highlighting the challenges faced during the process.

The second part of the document provides a detailed description of the experimental setup. It includes information about the equipment used, the procedures followed, and the conditions under which the data was collected. This section is crucial for understanding the context and limitations of the study.

The third part of the document presents the results of the study. It includes a series of tables and graphs that illustrate the data collected. The results show a clear trend, indicating that the data collected is consistent with the expectations of the study.

CONCLUSION

In conclusion, the study has shown that the data collected is consistent with the expectations of the study. The results indicate that the methods used to collect and analyze the data are effective and reliable. The study has also identified several areas for further research, including the need to improve the accuracy of the data collection process and to explore the relationship between the variables studied.

The findings of this study have important implications for the field of research. They provide a clear understanding of the relationship between the variables studied and offer valuable insights into the underlying mechanisms. The study also highlights the importance of maintaining accurate records and the need for careful attention to detail in the data collection process.

In summary, the study has provided a comprehensive overview of the data collected and the methods used to analyze it. The results show that the data is consistent with the expectations of the study and that the methods used are effective and reliable. The study has also identified several areas for further research and has provided valuable insights into the underlying mechanisms.

The following table shows the results of the study. The data is presented in a clear and concise manner, making it easy to understand. The table includes information about the variables studied and the results of the analysis.

Variable	Result
Variable 1	Result 1
Variable 2	Result 2
Variable 3	Result 3
Variable 4	Result 4
Variable 5	Result 5

The data shows a clear trend, indicating that the variables studied are related. The results are consistent with the expectations of the study and provide valuable insights into the underlying mechanisms.

INDEX TO SIPP RELATIONAL CORE FILE

This is an index to the data dictionary for the 1984 panel SIPP relational core files, Waves 2 to 9. Wave 1 has a slightly different format, with corresponding items in the same sequence but not exactly the same locations--see Appendix D "Comparison of Item Locations on Wave 1 and Later Waves."

Associated with each reference is a mnemonic, a record type indicator, and the beginning character location for the data field.

The "TYPE" column denotes the 8 types of records:

- S Sample Unit
- H Household (or Address)
- F Family
- P Person
- W Wage or Salary Job
- SE Self Employed Business
- G1 General Amounts Type 1
- G2 General Amounts Type 2

The "LOCATION" is the starting character location of the cited data item. Where the entry refers to more than one consecutive data field, the location is that of the first character of the first field.

For certain types of income there is a separate General Amounts Type 1 record, and references are included in this index to the particular record; for example AFDC--See G1 #20.

The column headed "MNEMONIC" presents the same 8-character data names presented in the Technical documentation, with two exceptions cited below. A "1/4" or "1/5" at the end of mnemonic indicates 4 or 5 separate fields, one for each of the 4 reference months, and, in the case of "1/5", a fifth field for the interview date. Where a colon appears in the mnemonic, as in SC3018:30, the index entry applies to two or more consecutive fields, in this case starting with SC3018 and ending with SC3030.

This index may also be used as an index to the questionnaire document itself, reproduced in the Users' Guide text. Each item on the questionnaire carries a boxed 4-digit number next to the answer fields. This number appears as part of the mnemonic, following "SC", whenever the correspondence between the item on tape and the questionnaire item is direct. Mnemonics without 4-digit numbers are associated with items from the control card or are the result of manipulating or "recoding" one or more items from the questionnaire.

INDEX TO STPP RELATIONAL CORE FILE

REFERENCE	MEMORIC	TY	LOCA PL TION
Absence Without Pay, Imputation Flags	PP-IMP10:15	P	1641
Absence Without Pay, Reason	SC1098	P	1229
Absence Without Pay, Reason	SC1174	P	1257
Absence Without Pay, Specific Weeks	SC1058:96	P	1209
Absence Without Pay, Specific Weeks	SC1136:72	P	1248
Access to Unit	ACCESS	H	455
Access to Unit, Unedited	U-ACCESS	H	486
Address ID from CC of New Add. (Hovers)	CC-ADENT	P	243
Address ID from CC of Previous Address	CC-ADLPT	P	238
Address ID of Household	ADDID	H	19
Address ID of Household	PP-ADD-1/5	P	20
Address ID of Person at Entry, Edited	PP-ENTRY	P	36
Address ID of Person at Entry, Preadited	U-ENTRY	P	219
Address ID, Previous Wave	PW-ADDID	P	131
AFDC --See G1 #20			
AFDC Coverage	AFDC-1/4	P	1120
AFDC Payment for Family (\$)	FF-AFDC	P	160
AFDC Payment for Household (\$)	HH-ADC-1/4	H	836
AFDC, Reciprocity	RECIPSUM	P	868
AFDC, Reciprocity	SC1486	P	1445
Age	AGE-1/5	P	149
Age: Month of Birth, Preadited	U-BRTHMC	P	1/29
Age: Year of Birth, Preadited	U-BRTHYR	P	242
Aid to Families w/Dep. Children-See AFDC			
Alimony Payments --See G1 #29			
Alimony Payments, Reciprocity	RECIPSUM	P	877
Alimony Payments, Reciprocity	SC1416	P	1411
Alimony Payments, Reciprocity, Imp Flag	PP-IMP42	P	1673
Amount Received from Income Type Spec(\$)	G1-AMT-1/4	G1	26
Ancestry - See Ethnicity			
Annuity Income, Reciprocity	SC1382	P	1395
Annuity Income, Reciprocity as Widow(cc)	SC1446	P	1424
Annuity Income, Reciprocity, Imput. Flag	PP-IMP38	P	1669
Armed Forces Status	IN-AF	P	218
Armed Forces Status of Spouse	SC1696	P	1614
Armed Forces Status of Spouse, Imp Flag	PP-IMP81	P	1703
Armed Forces Status, Unedited	U-AF	P	265
Asset Income, # Person in SU with	SU-TOTG2	S	31
Asset Income, Imputation Flags	G2-IMP01:97	G2	450
Asset Income-See Also Property Income			
Asset Ownership Summary	ASSETSUM	P	924
Asset Source Codes	ASTSOURC	P	1077
Assets Owned Same as Previous Wave	SC1588:1620	P	1531
Assets Owned Same as Previous, Imp.Flags	PP-IMP98:99	P	1718
Assets Owned Same as Previous, Imp.Flags	PPIMP100:05	P	1720
Assets Owned, New Since Last Wave	SC1622:54	P	1573
Assets Owned, New Since Last Wave, Imp. Flg	PPIMP106:07	P	1720
Assets, Ownership of Various Types (New)	SC1626:54	P	1573
Bonds, Money Market Funds in Own Name	S104-W-1/4	G2	84
Bonds, Money Market Funds, Joint	J104-W-1/4	C2	64
Bonds, Money Market Funds, Ownership	SC4400:06	G2	349

INDEX TO SIPP RELATIONAL CORE FILE

REFERENCE	MEMORIC	TY	LOCA PR TION
Bonds, Municipal or Corporate, Own. (New)	SC1640	P	1581
Bonds, Municipal or Corporate, Ownership	ASSETSUN	P	930
Bonds, Municipal or Corporate, Ownership	SC4404	G2	351
Bonds, U.S. Savings, Ownership (New)	SC1644	P	1583
Book Number Field, Unedited	BOOK	P	1148
Books, Number of, Unedited	NUMBOOKS	P	1150
Business--See Self-Employment			
Calendar Month of Interview	TI-TM383	H	305
Cash Benefits, Receipt by HH Member(s)	CASH-1/4	H	340
Casual Earnings--See Incidental Earnings			
Certificates of Deposit, Ownership	ASSETSUN	P	926
Certificates of Deposit, Ownership	SC4304	G2	332
Certificates of Deposit, Ownership (New)	SC1630	P	1577
Change in Composition--See also Movers			
Charitable Group, Money from, Reciprocity	RECIPSUM	P	898
Charitable Group, Money from--See GI #50			
Checking Accounts, Interest-Earning	SC4306	G2	333
Checking Accounts, Interest-Earning(New)	SC1632	P	1578
Child Support Payments --See GI #28			
Child Support Payments, Imputation Flag	PP-IMP44	P	1675
Child Support Payments, Reciprocity	RECIPSUM	P	878
Child Support Payments, Reciprocity	SC1420:22	P	1413
Child/Adult Status	POP-STAT	P	181
Child/Adult Status, Previous Wave	FW-POPST	P	141
Children 5-18 in Household	SC4826	H	898
Children--See also Own Children			
Class of Worker	SC1714	P	1629
Class of Worker	SC2012	W	57
Class of Worker, Imputation Flag	WS-IMP03	W	99
Class of Worker--See also Self-Employment			
Clerical Review Time in Minutes	IT10B	P	1164
College Term System	SC1680	P	1601
College Term System, Imputation Flag	PP-IMP78	P	1698
Company Pension--See Pension			
Coverage by Health Insurance	HIMTH-1/4	P	1053
Coverage by Medicaid	COVAID-1/4	P	1028
Coverage by Medicare	COVCAR-1/4	P	1023
Coverage by WIC	COVWIC-1/4	P	1032
Coverage Questions for New Pers. in Samp.	SC0900:12	P	1171
Coverage Recodes, AFDC	AFDC-1/4	P	1120
Coverage Recodes, Food Stamps	FCOD-1/4	P	1124
Coverage Recodes, Foster Care Payments	FCSTER-1/4	P	1132
Coverage Recodes, General Assistance	GENAST-1/4	P	1128
Coverage Recodes, Other Welfare Payments	OTHER-1/4	P	1136
Coverage Recodes, Railroad Retirement	RAILRD-1/4	P	1144
Coverage Recodes, Social Security	SOCSEC-1/4	P	1140
Coverage Recodes, Veterans Payments	VETS-1/4	P	1116
Date of Birth: Month	U-BRTHMN	P	1729
Date of Birth: Year	U-BRTHYR	P	242
Day Job Ended	SC2022	W	65
Day Job Started	SC2018	W	61

INDEX TO SIPP RELATIONAL CORE FILE

REFERENCE	MNEMONIC	TY	LOCA PE TION
Day of Interview, Unedited	ITSDAY	P	1159
Day Person Entered this Address	U-DAYENT	P	236
Day Person Left this Address	U-DAYLEFT	P	234
Disability Income, Reciprocity	SC1386:88	P	1397
Disability Income, Reciprocity, Imp Flag	PP-IMP39:60	P	1670
Disability Income, Types Received	SC1390:1412	P	1399
Disability Income, Types, Input. Flag	PP-IMP41	P	1672
Disability Insurance--See Insurance Inc			
Disability, VA Rating	SC1356	P	1371
Disability, Work	SC1386	P	1397
Disability, Work, Imputation flag	PP-IMP39	P	1670
Discouraged Worker	SC1048:54	P	1203
Discouraged Worker	SC1222:28	P	1291
Discouraged Worker, Imputation Flag	PP-IMP21:24	P	1652
Dividends--See Stock Dividends			
Duration of Job	SC2016:22	W	59
Earnings after Expenses from Business(\$)	SC2260	SE	108
Earnings after Expenses, Imputation Flag	SE-IMP11	SE	123
Earnings by Month (Before Deductions)(\$)	SC2032:58	W	75
Earnings by Month, Imputation Flag	WS-CAL01:04	W	103
Earnings from this Job (\$)	WS-AMT-1/4	W	36
Earnings from this Job, Receipt of	WS-REC-1/4	W	32
Earnings of Family (\$)	FF-EARN	F	107
Earnings of Household (\$)	HH-ERN-1/4	H	600
Earnings of Person, Total (\$)	PP-EAR-1/4	P	733
Earnings: Gross of Business >\$1000	SC2214	SE	59
Earnings: Gross of Business, Input. Flag	SE-IMP04	SE	116
Earnings: Other Inc from Bus., Imp Flag	SE-IMP08	SE	120
Earnings: Other Income from Business	SC2234	SE	75
Earnings: Salary from Bus., Input. Flag	SE-IMP07	SE	119
Earnings: Salary from Business	SC2232	SE	74
Education, Attendance beyond HS Level	SC1658	P	1590
Education, Attendance beyond HS, Imp Flg	PP-TYP75	P	1695
Education, Finished Grade	GRD-CMPL	P	215
Education, Finished Grade, Unedited	U-COMPL	P	262
Education, Highest Grade Att., Unedited	U-HIGRDE	P	263
Education, Highest Grade Attended	HIGRDE	P	213
Educational Assistance	SC1660:78	P	1591
Educational Assistance (\$)	SC1690	P	1608
Educational Assistance (\$), Input. Flag	PP-IMP81	P	1701
Educational Assistance, Imputation Flag	PP-IMP82	P	1702
Educational Assistance, Imputation Flags	PP-IMP76:77	P	1696
Educational Assistance, Work-Study Prog.	SC1692	P	1612
Employees, Number in Own Bus., Imp Flag	SE-IMP04	SE	116
Employees, Number in Own Business	SC2218	SE	61
Employer Educational Assistance	SC1672	P	1597
Employers, Number During 4-Month Period	SC1716	P	1630
Employment Status Recode	ESR-1/4	P	949
Energy Assistance	ENGRYTYP	H	884
Energy Assistance in Subs Hous, Imp Flag	PG-IMP06:10	H	912
Energy Assistance in Subsidized Housing	SC4816:24	U	888

INDEX TO SIPP RELATIONAL CORE FILE

REFERENCE	MNEMONIC	TY	LOCA PE TION
Entry Address ID, Edited	PP-ENTRY	P	36
Entry Address ID, Preedited	U-ENTRY	P	219
Entry Address ID, Previous	SC0064	P	696
Entry into New Address, Reason	U-REAENT	P	228
Entry Month for Person Who Moved In	U-MONENT	P	232
Estate or Trust Income --See G1 #37			
Estate or Trust Income, Reciprocity	RECIPSUM	P	885
Estate or Trust, Payments for Widow	SC1448	P	1425
Ethnicity	ETHNICTY	P	216
Ethnicity, Unedited	U-ORIGTH	P	258
Exit Day for Person Who Left	U-DAYLFT	P	234
Exit from Household, Reason	U-REALFT	P	226
Exit Month for Person Who Left	U-MONLFT	P	230
Family Food Stamps (\$)	FF-FBSTP	F	166
Family Income, AFDC (\$)	FF-AFDC	F	160
Family Income, Earnings (\$)	FF-EARN	F	107
Family Income, Federal SSI (\$)	FF-SSI	F	142
Family Income, Means-Tested Cash (\$)	FF-TRAM	F	122
Family Income, Other (\$)	FF-OTHER	F	129
Family Income, Property (\$)	FF-PROP	F	114
Family Income, Social Security (\$)	FF-SOCSEC	F	136
Family Income, Total (\$)	FF-TOTIN	F	99
Family Income, Unemployment (\$)	FF-UNEMP	F	148
Family Income, Veterans Payments (\$)	FF-VETPY	F	154
Family Number (Sub & Secondary Families)	FAMNUM-1/5	P	176
Family Records, # in Household	HE-NE-1/4	H	29
Family Records, # in Sampling Unit	SU-TOTFF	S	21
Family Size	FFNUMBER	F	22
Family Type: Primary, Sub or Secondary	FF-TYPE	F	83
Family Type: Primary, Sub or Secondary	FAMTYP-1/5	P	166
Family Type: Sex of Householder	FF-KIND	F	89
Farm	F-FRMSLE	H	485
Federal Civ. Empl. Pension (Disability)	SC1400	P	1403
Federal Civ. Empl. Pension--See Pension			
Federal Civil Service or Other for Widow	SC1436	P	1420
Financial Investments, Other	SC4704	G2	428
Food Stamp Coverage	FOOD-1/4	P	1124
Food Stamps --See G1 #27			
Food Stamps by Month (\$)	SC3122:36	G1	211
Food Stamps Payment for Family (\$)	FF-FDSTP	F	166
Food Stamps Payment for Household (\$)	HH-FDS-1/4	H	860
Food Stamps, Authorization to Receive	SC1480	P	1442
Food Stamps, Authorization, Input. Flag	PP-IMP50	P	1621
Food Stamps, Imputation Flags	G1-IMP10:13	G1	240
Food Stamps, Persons Covered (by #)	SC3100:20	G1	180
Food Stamps, Reciprocity	RECTPSUM	P	875
Foster Child Care Payments --See G1 #23			
Foster Child Care Payments Coverage	FOSTER-1/4	P	1132
Foster Child Care Payments, Reciprocity	RECTPSUM	P	871
Foster Child Care Payments, Reciprocity	SC1492	P	1447
General Accts Type 1 Income Recs, # in S3	SU-TOTG1	S	29

...

INDEX TO SIPP RELATIONAL CORE FILE

REFERENCE	MEMORIC	TY	LOCA FE TION
General Apts Type 2 Income Recs, # in SU	SU-TOTG2	S	31
General Assist or Gen. Relief-See CI #21			
General Assistance Income Coverage	GENAST-1/4	P	1128
General Assistance or Gen. Relief, Recip	SC1488	P	1446
General Assistance, Recipient	RECIPSUM	P	869
Geographic Identification: Metro Subsamp	METRO	H	24
Geographic Identification: MSA/CMSA Code	MSA	H	25
Geographic Identification: State	STAT-NOV	H	21
GI Bill Education Benefits --See CI #40			
GI Bill Education Benefits, Recipient	RECIPSUM	P	888
GI/VEAP Benefits	SC1662	P	1592
Government Pensions--See Pension			
Government Securities	SC4402	G2	350
Guardian Person Number, Preeditd	U-PNCD	P	253
Half Sample Code for Variance Estimation	HALESAMP	H	452
Health Insurance Coverage	HIIND	P	1052
Health Insurance Coverage	HIMNTH-1/4	P	2053
Health Insurance Coverage	SC1536:52	P	1480
Health Insurance Coverage, Imput. Flag	PP-IMP58:63	P	1689
Health Insurance, Months Covered	SC1540:46	P	1483
Health Insurance, Months, Imput. Flag	PP-IMP60	P	1691
Health Insurance, Persons Covered by #	SC1556:86	P	1491
Health Insurance, Type of Plan	SC1548:52	P	1487
Health Insurance, Type of Plan, Imp Flag	PP-IMP61:63	P	1692
Highest Grade Attended	HIGRADE	P	213
Highest Grade Attended, Uneditd	U-HIGRDE	P	260
Hours Worked <35, # of Weeks	SC1234:36	P	1299
Hours Worked <35, # of Weeks, Imp Flag	PP-IMP26:28	P	1657
Hours Worked Per Week at Business, Usual	SC2212	SE	57
Hours Worked Per Week at W/S Job, Usual	SC2024	W	67
Hours Worked Per Week, Usual	SC1230:32	P	1296
Hours Worked Per Week, Usual, Imp Flag	PP-IMP25	P	1656
Household Composition Change	SC0018:24	H	518
Household Composition Change--See Movers			
Household Food Stamp Payment (\$)	HH-FDS-1/4	H	860
Household Income, AFDC (\$)	HH-ADC-1/4	H	836
Household Income, Cash Transfer (\$)	HH-TRA-1/4	H	680
Household Income, Earnings (\$)	HH-ERN-1/4	H	600
Household Income, Nencash (\$)	HH-NON-1/4	H	716
Household Income, Other (\$)	HH-OCF-1/4	H	688
Household Income, Property Income (\$)	HH-PRO-1/4	H	628
Household Income, Social Security (\$)	HH-SOC-1/4	H	740
Household Income, SSI (\$)	HH-SSI-1/4	H	764
Household Income, Total (\$)	HH-INC-1/4	H	568
Household Income, Unemployment (\$)	HH-UNE-1/4	H	788
Household Income, Veterans Payments (\$)	HH-VER-1/4	H	812
Household Membership Status	U-MEMEM	P	225
Household Records, # in Sampling Unit	SU-TOTLH	S	19
Household Relationship-See Relationship			
Household Size	HH-NP-1/5	H	63
Household Size, Previous (New Persons)	SC0906:08	P	1175

INDEX TO SIPP RELATIONAL CORE FILE

REFERENCE	MEMORIC	TY	LOGA PE TION
Identification Number of Sample Unit	SU-ID	S	9
Identification Number of Sample Unit	HI-ID	H	10
Identification Number of Sample Unit	FF-ID	F	10
Identification Number of Sample Unit	FP-ID	P	10
Identification Number of Sample Unit	WS-ID	W	10
Identification Number of Sample Unit	SE-ID	SE	10
Identification Number of Sample Unit	G1-ID	G1	10
Identification Number of Sample Unit	G2-ID	G2	10
Imputation Flags	FG-IMP01:20	N	921
Imputation Flags	FF-IMP01:99	F	1632
Imputation Flags	PFIMP100:07	P	1720
Imputation Flags	WS-IMP01:06	W	97
Imputation flags	WS-CAL01:04	W	103
Imputation Flags	SE-IMP01:11	SE	113
Imputation Flags	SE-CAL01:04	SE	124
Imputation Flags	G1-IMP01:17	G1	231
Imputation Flags	G2-IMP01:27	G2	450
Incidental or Casual Earning--See G1 #55			
Incidental or Casual Earnings, Recip.	RECIPSUM	P	903
Income Amount from Spec. Source, Imp Flg	G1-IMP02:03	G1	232
Income Amount from Specified Source (\$)	G1-AMT-1/4	G1	26
Income Amount from Specified Source (\$)	SC3016:30	G1	76
Income from Life Insurance or Annuity	SC1382	P	1395
Income from Life Insurance, Input. Flag	FP-IMP38	P	1569
Income Not Included Elsewhere--See G1 #56			
Income Reciprocity Summary	RECIPSUM	P	849
Income Source Code	SC3000	G1	67
Income Source Codes	INCSOURC	P	1057
Income Source Codes (Not Elsewhere Cov)	SC1706:10	P	1619
Income Sources with Gen. Amts, 1 Record	INC-LIST	P	937
Income Types Received	RECIPSUM	P	849
Income Types Received	INCSOURC	F	1057
Income Types Received Same as Prev. Wave	SC1251:82	P	1310
Income Types Received, New: Imp. Flags	PP-IMP01:96	P	1713
Income Types Received, Same: Imp. Flags	PP-IMP85:92	P	1705
Income Types Received, New Since Lst. Wave	SC1284:1322	P	1343
Income Types Recoded for Conf--See G1 #75			
Income, 5 Types Combined, Reciprocity	RECIPSUM	P	923
Income, Earnings Total (\$)	PP-EAR-1/4	P	733
Income, Other Cash --See G1 #56			
Income, Other Cash, Reciprocity	RECIPSUM	P	904
Income, Other Total (\$)	PP-OTR-1/4	P	821
Income, Person's Total (\$)	PP-TOY-1/4	P	701
Income, Property Total (\$)	PP-PRO-1/4	P	751
Income, Transfer Total (\$)	PP-TRA-1/4	P	793
Incorporation of Business	SC2220	SE	62
Incorporation of Business, Input. Flag	SE-IMP05	SE	117
Index of Family Record	PP-FAM-1/4	P	51
Index of Family Reference Person	FFREFPER	F	84
Index of First Gen Amounts Type-1 Rec	PP-1STG1	P	75
Index of First Self-Employment Record	PP-1STSE	P	71

INDEX TO SIPP RELATIONAL CORE FILE

REFERENCE	MNEMONIC	TY	LOCAL PE TION
Index of First Wage and Salary Record	PP-1STWS	P	67
Index of General Amounts Type-2 Record	PP-INRG2	P	79
Index of Household Record	FF-HHINX	F	19
Index of Household Record	PP-HH-1/5	P	41
Index of Household Reference Person	HH-REF-1/5	H	53
Index of Last Gen Amounts Type-1 Rec	PP-LSTG1	P	77
Index of Last Self-Employment Record	PP-LSTSE	P	73
Index of Last Wage and Salary Record	PP-LSTWS	P	69
Index of Owning Person	WS-PINX	W	20
Index of Owning Person	SE-PINX	SE	20
Index of Owning Person	G1-PINX	G1	20
Index of Owning Person	G2-PINX	G2	20
Index of Record for First Family	FIRST-1/4	H	37
Index of Record for Last Family	LAST-1/4	H	45
Index of Spouse of Family Reference Per.	FFSPOUSE	F	86
Index of Subfamily Record	PP-SUB-1/4	P	59
Indexes to Person Rec.'s of Family Mem.	FF-PINX	F	24
Indexes to Persons (1 30) in this HH	HH-PINX-1/5	H	73
Industry	WS-END	W	25
Industry	SE-END	SE	25
Industry, Imputation Flag	WS-IMP02	W	98
Industry, Imputation Flag	SE1-IMP02	SE	114
Insurance Income, New Since Last Wave	SC1304	P	1353
Insurance Income, New Since Last Wave	SC1318	P	1359
Insurance Income, Paid-Up Life, for Wid.	SC1446	P	1425
Insurance Income, Paid-Up Life, Imp Flag	PP-TYP38	P	1669
Insurance Income, Paid-Up Life, Rec'p.	RECTPSUM	P	884
Insurance Income, Paid-Up Life, Rec'p.	SC1382	P	1395
Insurance Income, Paid-Up Life-See Cl#36			
Insurance Income, Private Dis-See Cl #13			
Insurance Income, Private Disability	RECTPSUM	P	861
Insurance Income, Private Disability	SC1396	P	1401
Interest from Bonds/Funds in Own Name(\$)	S104-A-1/4	G2	88
Interest from Bonds/Funds, Joint (\$)	J104-A-1/4	G2	68
Interest from Bonds/Funds, Joint, (\$)/4 Mo	SC4412	G2	355
Interest from Bonds/Funds, Own (\$)/4 Mo.	SC4420	G2	362
Interest from Bonds/Funds: Imp. Flags	G2-TMP05:08	G2	454
Interest from Bonds/Funds:Imp. fr. Act. Bal	JCALC104	G2	104
Interest from Bonds/Funds:Imp. fr. Act. Bal	OCALC104	G2	105
Interest from Sav.: Input. from Act. Bal.	JCALC100	G2	62
Interest from Sav.: Input. from Act. Bal.	OCALC100	G2	63
Interest from Savings in Own Name (\$)	S100-A-1/4	G2	46
Interest from Savings in Own Name(\$)/4 Mo	SC4320	G2	343
Interest from Savings, Imputation Flags	G2-TMP02:04	G2	451
Interest from Savings, Joint (\$)	J100-A-1/4	G2	26
Interest from Savings, Joint (\$) - 4 Mo.	SC4312	G2	326
Interest--See also Mortgage Interest			
Interest-Earning Assets, Other, Ownership	ASSETSUM	P	931
Interest-Earning Checking Accounts	SC4306	G2	333
Interview Status: by Month	PP-MIS-1/5	P	31
Interview Status: Coverage	SC0010:24	H	514

INDEX TO SIPP RELATIONAL CORE FILE

REFERENCE	MNEMONIC	TY	LOCAL FE TION
Interview Status: Monthly	HE-MIS-1/5	F	373
Interview Status: Number of Phone Calls	U-TOIPHN	H	509
Interview Status: Number of Visits	U-TOIVST	H	507
Interview Status: Person Number of Proxy	IE7B	P	1153
Interview Status: Phone Interview	IE12	P	1170
Interview Status: Previous Wave	HE-INT1	H	378
Interview Status: Reason for Noninterv.	HEM36B	H	498
Interview Status: Self or Proxy	IE7A	P	1152
Interview Status: Self, Proxy or Refusal	PP-INTVW	P	30
Interview Status: Type 2	IE7C	P	1156
Interview Time in Minutes	IE9B	P	1161
Interviewer Code	INT-CODE	H	479
Investments, Other, Ownership	ASSETSUX	F	936
Investments--See Assets			
JTPA/CETA Training Allowance	SC1674	P	1598
Kitchen Facilities	KITCHEN	H	456
Kitchen Facilities, Unedited	U-KITCHN	H	487
Legal Form of Organization	SC2220:22	SE	62
Legal Form of Organization, Input. Flag	SE-IMP05:06	SE	117
Life Ins (Pmt from Paid Up) --See G1 #36			
Life Insurance--See Insurance Income			
Loan, Student	SC1676:78	P	1599
Local Government Pension--See Pension			
Looking for Work or Layoff	SC1002	P	1190
Looking for Work or Layoff	SC1176	P	1258
Looking for Work or Layoff, Input. Flag	PP-IMP01:02	P	1632
Looking for Work or Layoff, Input. Flag	PP-IMP17:18	P	1648
Looking for Work or Layoff, Spec. Weeks	SC1004:40	P	1181
Looking for Work or Layoff, Spec. Weeks	SC1178:1214	P	1269
Low Income Cutoff (Annual \$)	HH-POV-1/4	H	548
Low Income Cutoff (Annual \$)	PP-POV	F	94
Lump Sum Payments --See G1 #53			
Lump Sum Payments, Reciprocity	RECIPSUM	P	900
Marital History	SC1418	P	1412
Marital History, Imputation Flag	PP-IMP43	P	1674
Marital Status	MS-1/3	P	161
Marital Status	SC1414	P	1410
Marital Status, Preedited	U-MS	P	249
Marital Status, Previous Wave	PW-MS	P	134
Means-Tested Benefits, Receipt of	BENFIT-1/4	H	536
Means-Tested Cash Benefits, Receipt of	CASH-1/4	H	540
Means-Tested Cash Transfer Inc of Pam(\$)	PP-TRAN	F	122
Means-Tested Cash Transfer Inc of HH (\$)	HH-TRA-1/4	H	660
Means-Tested Cash Transfer Income (\$)	PP-TRA-1/4	P	793
Means-Tested Noncash Benefits, Rec. of	NOGCASH-1/4	H	524
Means-Tested Noncash Income (\$)	HH-NON-1/4	H	716
Medicaid	SC1502:36	P	1453
Medicaid Coverage	MEDICAID	F	1027
Medicaid Coverage	COVAID-1/4	F	1028
Medicaid Coverage,	SC1504	P	1454
Medicaid Coverage, Imputation Flags	PP-IMP97	F	1717

INDEX TO STPP RELATIONAL CORE FILE

REFERENCE	MEMORIC	TY	LOCA PE TION
Medicaid, Imputation Flag	PP-IMP53:57	P	1684
Medicaid, Months Covered	SC1528:36	P	1476
Medicaid, Months Covered, Input. Flag	PP-IMP56:57	P	1687
Medicaid, Person #'s of Covered Children	SC1510:20	P	1457
Medicare Claim # (last 2 digits)	SC1466	P	1434
Medicare Coverage	COVGAR-1/4	P	1023
Medicare Coverage Type	SC1468:72	P	1436
Medicare Coverage, Imputation Flags	PP-IMP48:49	P	1679
Metropolitan Statistical Area (Selected)	NSA	H	25
Metropolitan Subsample	METRO	H	24
Military Pension--See also Pension			
Military Retire. Pay, New Since Last Wave	SC1310	P	1356
Military Retirement Pay	SC1370	P	1389
Military Retirement Pay for Disability	SC1402	P	1404
Military Retirement Pay for Widow	SC1438	P	1421
Military Service, Previous--See Veteran			
Military Service--See Armed Forces Status			
Money Market Deposit Accounts, Own. (New)	SC1628	P	1576
Money Market Deposit Accounts, Ownership	ASSETSUM	P	925
Money Market Deposit Accounts, Ownership	SC4202	G2	331
Money Market Funds, Ownership	ASSETSUM	P	928
Money Market Funds, Ownership	SC4400	G2	349
Money Market Funds, Ownership (New)	SC1636	P	1579
Month for which this Family is Defined	FF-MONEM	F	21
Month Job Ended	SC2020	W	63
Month Job Started	SC2016	W	59
Month of Birth, Preedited	U-BRTMEN	P	1729
Month of Interview	U-ITH38B	H	505
Month of Interview, Unedited	ITHMTH	P	1157
Month of Visit	U-ITH38B	H	505
Month Person Entered this Address	U-MOFENT	P	232
Month Person Left this Address	U-MOFLEF	P	230
Monthly Earnings Before Deductions (\$)	SC2032:38	W	75
Monthly Earnings, Imputation Flag	WS-CAL01:04	W	103
Monthly Food Stamps (\$)	SC3124:36	G1	212
Monthly Health Insurance Coverage	SC1540:46	P	1483
Monthly Health Insurance, Input. Flag	PP-IMP60	P	1691
Monthly Income of Business (\$)	SC2238:44	SE	77
Monthly Income of Business (\$), Imp Flag	SE-CAL01:04	SE	124
Monthly Income of Specified Type (\$)	SC3018:30	G1	77
Monthly Medicaid Coverage	SC1528:36	P	1476
Monthly Medicaid Coverage, Input. Flag	PP-TMP56:57	P	1687
Monthly SS/RR Payments for Children (\$)	SC3070:84	G1	141
Mortgage Interest Earned, Input. Flag	G2-IMP24:26	G2	473
Mortgage Interest Earned, Joint (\$)	J130-A-1/4	G2	266
Mortgage Interest Earned, Joint (\$) 4 Mo	SC4712	G2	432
Mortgage Interest Earned, Own (\$)	S130-A-1/4	G2	290
Mortgage Interest Earned, Own (\$) 4 Mo	SC4716	G2	438
Mortgage Interest Received, Joint	J130-W-1/4	G2	262
Mortgage Interest Received, Own Name	S130-W-1/4	G2	286
Mortgage Interest, Imputation Flags	G2-TMP23:26	G2	472

INDEX TO SIPP RELATIONAL CORE FILE

REFERENCE	MEMORIC	TY	LOCA PE TION
Mortgages	SC4700	G2	426
Mortgages Held, In Own Name	S130-M-1/4	G2	262
Mortgages Held, Joint	J130-M-1/4	G2	258
Mortgages, Ownership	ASSETSUM	P	934
Mortgages, Ownership-New Since Last Wave	SC1642	P	1582
Movers: Day Entered this Address	U-DAYENT	P	236
Movers: Day Left this Address	U-DAYLFT	P	234
Movers: Did All Household Members Move?	SC0015	H	518
Movers: Month Entered this Address	U-MONENT	P	232
Movers: Month Left this Address	U-MONLFT	P	230
Movers: New Household Members	SC0020	H	519
Movers: Reason for Joining New Household	U-REAENT	P	228
Movers: Reason for Leaving Household	U-REALEFT	P	226
MSA/CMSA Code (Selected)	KSA	H	25
Municipal or Corporate Bonds, Ownership	ASSETSUM	P	930
National Guard or Reserve Pay, Recip.	RECIPSUM	P	895
National Guard or Reserve Pay-See G1 #54			
Net Profit of Business (Over 4 Mo.) (\$)	SC2256	SE	102
Net Profit of Business, Imputation Flag	SE-IMP10	SE	122
New Persons in Sample: Imputation Flags	PP-IMP84	P	1704
New Persons in Sample: Prev. HH Size	SC0906:08	P	1173
New Persons in Sample: Prev. Residence	SC0902:12	P	1173
New Persons in Sample: Prev. Relationship	SC0910:12	P	1177
Noncash Benefits, Receipt of	NOCASH-1/4	H	544
Noncash Income of Household (\$)	HH-NON-1/4	H	716
NCW Accounts, Ownership	ASSETSUM	P	927
Occupation	WS-OCC	W	22
Occupation	SE-OCC	SE	22
Occupation, Imputation Flag	WS-IMP01	W	97
Occupation, Imputation Flag	SE-IMP01	SE	113
Other Welfare --See G1 #24			
Own Children in Family, Number	FFOWNKID	F	90
Own Children Under 18 in Family, Number	FFOKLT18	F	92
Panel	SAMPLE	H	476
Parent Person Number	PNPT-1/5	P	197
Parent Person Number, Previous Wave	PW-PNPT	P	138
Part Time Work	SC1234:38	P	1299
Part Time Work, Imputation Flag	PP-IMP26:28	P	1657
Partners in Business, Person Numbers	SC2224:30	SE	64
Paycheck Frequency	SC2030	WS	74
Paycheck Frequency, Imputation Flag	WS-IMP06	W	102
Pell Grant	SC1664	P	1593
Pension (Disability)	SC1398:1410	P	1402
Pension (Retirement)	SC1356:78	P	1387
Pension (Retirement), Imputation Flag	PP-IMP37	P	1668
Pension for Widow	SC1434:44	P	1419
Pension for Widow, Imputation Flag	PP-IMP46	P	1677
Pension from Company or Union (Disab.)	SC1398	P	1402
Pension from Company or Union for Widow	SC1434	P	1419
Pension from Company or Union, Recip	RECIPSUM	P	878
Pension from Company or Union-See G1 #30			

INDEX TO SIPP RELATIONAL CORE FILE

REFERENCE	MEMORIC	TY	LOCA
		FE	TION
Pension, Federal Civilian, Reciprocity	RECIPSUM	P	879
Pension, Local Government	SC1376	P	1391
Pension, Local Government, (Disability)	SC1408	P	1406
Pension, Local Government, for Widow	SC1444	P	1423
Pension, Local Government, Reciprocity	RECIPSUM	P	883
Pension, Military Retirement, Recip.	MRECIPSUM	P	880
Pension, Military Retirement--See Cl #32			
Pension, New Since Last Wave	SC1306:16	P	1354
Pension, State Government	SG1374	P	1390
Pension, State Government, (Disability)	SC1406	P	1405
Pension, State Government, for Widow	SC1442	P	1422
Pension, State Government, Reciprocity	MRECIPSUM	P	882
Pensions or Annuities for Widow	SC1426:52	P	1416
Pensions or Annuities for Widow, Imp Flg	PP-IMP45	P	1676
Pensions, Federal Civilian --See Cl #31			
Pensions, Local Government --See Cl #35			
Pensions, State Government --See Cl #34			
Person # of Guardian, Preedited	U-PNGD	P	253
Person # of Parent	PNPT-1/5	P	107
Person # of Parent, Preedited	U-PNPT	P	246
Person # of Proxy	IT/B	P	1153
Person # of Respondent	U-CCRSPP	H	511
Person # of Spouse	PNSP-1/5	P	182
Person # of Spouse, Preedited	U-PNSP	P	250
Person # of this Person, Edited	PP-PNEM	P	38
Person # of this Person, Preedited	U-PNUM	P	221
Person # of this Person, Previous	SC0066	P	698
Person #'s: Business Partners in HH	SC2224:30	SE	64
Person #'s: Covered by Food Stamps	SC3100:20	GI	180
Person #'s: Covered by Health Insurance	SC1534:85	P	1490
Person #'s: Covered by Medicaid(Children	SC1310:20	P	1457
Person #'s: Covered by Social Security/RR	SC3086:98	GI	161
Person #'s: Covered by Welfare or VetPay	SC3034:54	GI	101
Person #, Edited	WS-PERID	W	107
Person #, Edited	SE-PERID	SE	133
Person #, Edited	G1-PERID	G1	256
Person #, Edited	G2-PERID	G2	482
Person Records, + in Sampling Unit	SJ-TOTPP	S	23
Persons in Family	FFNUMBER	F	22
Persons in Household	HH-NP-1/5	H	63
Persons in Household (Noninterview)	STZF-HH	H	474
Persons in Household (Noninterview)	U-STZ-HH	H	502
Poverty Threshold (Annual \$)	HH-POV-1/4	H	548
Poverty Threshold (Annual \$)	FF-POV	F	94
Preinterview Time for Transcrip.-Minutes	IT1B	P	1167
Previous Entry Address ID (Rare)	SC0064	P	696
Previous Person Number (Rare)	SC0066	P	698
Previous Relation Group (Rare)	PP-PRERT	P	1728
Previous Sample Unit ID (Rare)	PREV-ID	P	687
Previous Wave Address ID	PW-ADRID	P	131
Previous Wave Child/Adult Status	PW-POPST	P	141

INDEX TO SIPP RELATIONAL CORE FILE

REFERENCE	MNEMONIC	TY	LOCA PE TION
Previous Wave Interview Status	EW-INT1	H	378
Previous Wave Interview Status	PW-INTV1	P	143
Previous Wave Marital Status	PW-MS	P	134
Previous Wave Person Number of Parent	PW-PNPT	P	141
Previous Wave Person Number of Spouse	PW-PNSP	P	135
Previous Wave Relation. to Ref. Person	PW-RRP	P	133
Previous Wave, Entry Since, Reason	U-REAFNT	P	228
Previous Wave, Exit Since, Reason	U-REALFT	P	226
Previous Wave, in SIPP Universe	PW-ADDT	P	142
Property Income of Family (\$)	FP-PROP	F	114
Property Income of Household (\$)	HE-PRO-1/4	H	628
Property Income, Total (\$)	PP-PRO-1/4	P	761
Proxy Interview	PP-INTVW	P	30
Proxy, Unedited Person Number of PSU, Segment & Serial <i>ws</i> (Scrambled)	IT7B	P	1153
Public Housing, Monthly Rent	SU-ID	S	9
Public Housing, Monthly Rent	PUBRNAMT	H	865
Public Housing, Owned by Local Hous Auth	SC4802	H	875
Public Housing, Residence in	PUBHOUS	H	470
Public Housing, Residence in, Unedited	U-P3HOUS	H	403
Race	RACE	P	160
Race of Reference Person (Noninterview)	RACE-RP	H	472
Race of Reference Person (Noninterview)	U-RAC-RP	H	500
Race, Preedited	U-RACE	P	237
Railroad Retirement --See Gl # 2			
Railroad Retirement (Disability)	SC1390	P	1399
Railroad Retirement (for Widow)	SC1428	P	1417
Railroad Retirement (Retirement)	SC1364	P	1386
Railroad Retirement Coverage	RAILRD-1/4	P	1144
Railroad Retirement, New Since Last Wave	SC1298	P	1351
Railroad Retirement, Reciprocity	RECIPTSM	P	850
Reason Could Not Take a Job	SC1042:44	P	1200
Reason Could Not Take a Job	SC1218	P	1289
Reason Could Not Take a Job, Input, Flag	PP-IMP04	P	1635
Reason Could Not Take a Job, Input, Flag	PP-IMP20	P	1651
Reason for Absence from Job	SC1098	P	1229
Reason for Absence from Job	SC1174	P	1267
Reason for Absence from Job, Input, Flag	PP-IMP12	P	1643
Reason for Absence from Job, Input, Flag	PP-IMP15	P	1647
Reason for Entering New Address	U-REAFNT	P	228
Reason for Getting Social Security	SC1346:48	P	1376
Reason for Leaving Previous Wave Address	U-REALFT	P	226
Reason for Not Looking for Work	SC1054	P	1206
Reason for Not Looking for Work	SC1238	P	1294
Reason for Not Looking for Work, Imp Flg	PP-IMP08	P	1639
Reason for Not Looking for Work, Imp Flg	PP-IMP24	P	1655
Reason for Part-Time Work	SC1238	P	1302
Reason for Part-Time Work, Input, Flag	PP-IMP28	P	1659
Receipt of Cash Benefits	CASH-1/4	H	540
Receipt of Means-Tested Benefits	BENFT-1/4	H	536
Receipt of Noncash Benefits	NOCASH-1/4	H	544
Reciprocity of Specified Income by Month	GI-REC-1/4	GI	22

INDEX TO SIPP RELATIONAL CORE FILE

REFERENCE	MEMORIC	TY	LOCA PE TION
Record Seq # within Samp Unit & Rec Type	SU-RCSEQ	S	8
Record Seq # within Samp Unit & Rec Type	HH-RCSEQ	H	8
Record Seq # within Samp Unit & Rec Type	FF-RCSEQ	F	8
Record Seq # within Samp Unit & Rec Type	PP-RCSEQ	P	8
Record Seq # within Samp Unit & Rec Type	WS-RCSEQ	W	8
Record Seq # within Samp Unit & Rec Type	SE-RCSEQ	SE	8
Record Seq # within Samp Unit & Rec Type	G1-RCSEQ	G1	8
Record Seq # within Samp Unit & Rec Type	G2-RCSEQ	G2	8
Record Type	SU-RCTYP	S	6
Record Type	HH-RCTYP	H	6
Record Type	FF-RCTYP	F	6
Record Type	PP-RCTYP	P	6
Record Type	WS-RCTYP	W	6
Record Type	SE-RCTYP	SE	6
Record Type	G1-RCTYP	G1	6
Record Type	G2-RCTYP	G2	6
Reduction Group Code	SU-RGC	S	35
Relationship to Ref. Person, Prev. Wave	PW-RRP	P	133
Relationship to Reference Person	RRP-1/5	P	144
Relationship to Reference Person, Preedit	U-RRP	P	224
Relationship to Sub/Secondary Fam. Ref.	FAMRLL-1/5	P	171
Relationship, Previous (New Persons)	SC0910:12	P	1177
Relatives or Friends, Money --See G1 #51			
Relatives or Friends, Money from, Recip.	RECIPSUM	P	899
Rent for Public Housing Unit (\$) .	PUBRNAMT	H	865
Rent for Public Housing Unit (\$)	SC4804	H	876
Rent for Public Housing Unit, Imp Flag	PG-IMP01	H	876
Rent-Government Assistance	LOW-RENT	R	471
Rent-Government Assistance (\$)	SC4808:14	H	883
Rent-Government Assistance (\$), Imp Flag	PG-IMP03:05	H	883
Rent-Government Assistance, Unedited	U-LOWRENT	H	495
Rental Income Received in Own Name	S120-W-1/4	G2	210
Rental Income Received, Joint	J120-W-1/4	G2	286
Rental Income Received, Joint with Other	W120-W-1/4	G2	234
Rental Income, Amt. Cleared with Other(\$)	W120-A-1/4	G2	238
Rental Income, Amt. Cleared with Other(\$)	SC4620	G2	420
Rental Income, Amt. Cleared, Joint (\$)	J120-a-1/4	G2	190
Rental income, Amt. Cleared, Joint(\$)+ No	SC4608	G2	401
Rental Income, Amt. Cleared, Own (\$)+ No	SC4614	G2	413
Rental Income, Amt. Cleared, Own Name(\$)	S120-A-1/4	G2	214
Rental Income, Gross, Imputation Flags	G2-IMP16:22	G2	465
Rental Income, Gross, In Own Name(\$)+ No	SC4612	G2	408
Rental Income, Gross, Joint (\$)+ No.	SC4604	G2	396
Rental Income, Imputation Flags	G2-IMP15:22	G2	464
Rental Property, Ownership	ASSETSUN	P	933
Rental Property, Ownership (New)	SC1650	P	1586
Rental Property, Ownership, Input. Flag	PP-TMP62	P	1693
Retirement	SC1360	P	1384
Retirement Income Types	SC1360:80	P	1384
Retirement Income Types, Imputation Flag	PP-IMP35:37	P	1666
Retirement, et al, Other Payments, Recip	RECIPSUM	P	886

INDEX TO SIPP RELATIONAL CORE FILE

REFERENCE	MEMORIC	TY	LOGA PE TION
Retirement, et al, Other Pmt--See G1 #38			
Roomers or Boarders, Income --See G1 #53			
Roomers or Boarders, Income Inco, Recip.	RECIPSUM	P	901
Rotation Group	SU-ROT	S	9
Rotation Group, Previous (Rare)	PP-PREPT	P	1728
Royalties	SC4702	G2	427
Royalties or Other Invest. Income(\$) ⁴ Mo	SC4720	G2	444
Royalties or Other Investment Income	S4050-W1/4	G2	306
Royalties or Other Investment Income (\$)	S4050-A1/4	G2	310
Royalties or Other Investment, Imp Flag	G2-IMP27	G2	476
Royalties, Ownership	ASSETSUM	P	915
Royalties, Ownership (New)	SC1652	P	1587
Royalties, Ownership, Imputation Flag	PP-IMP63	P	1694
Salary--See Earnings			
Sample Unit Identification No., Previous	PREV-ID	P	687
Sample Unit Identification Number	SU-ID	S	9
Sample Unit Identification Number	HI-ID	H	10
Sample Unit Identification Number	FF-ID	F	10
Sample Unit Identification Number	PP-ID	P	10
Sample Unit Identification Number	WS-ID	W	10
Sample Unit Identification Number	SE-ID	SE	10
Sample Unit Identification Number	G1-ID	G1	10
Sample Unit Identification Number	G2-ID	G2	10
Savings Accounts, in Own Name	S100-W-1/4	G2	42
Savings Accounts, Joint	J100-W-1/4	G2	22
Savings Accounts, Ownership	ASSETSUM	P	924
Savings Accounts, Ownership (New)	SC1626:30	P	1575
Savings Accounts, Regular/Passbook	SC4300	G2	330
Scholarship, Fellowship or Grant, ex.VA	SC1670	P	1555
School Breakfast	SC4840:46	H	885
School Breakfast	TYPEBRKF	H	886
School Breakfast, Imputation Flag	PG-IMP17:20	H	923
School Lunches	TYPELUNH	H	885
School Lunches	SC4828:38	H	899
School Lunches, Imputation Flag	PG-IMP11:16	H	917
Secondary Family: Family Number	FAMNUM-1/5	P	176
Secondary Family: Relationship	FAMREL-1/5	P	171
Securities, U.S. Government, Own. (New)	SC1638	P	1580
Securities, U.S. Government, Ownership	ASSETSUM	P	929
Segment Type	SECTYPE	H	478
Self Empl: Total Inc. for Bus. by Mo.(\$)	SC2238:44	SE	77
Self Empl: Total Inc. for Bus., Imp Flag	SE-CAL01:04	SE	124
Self-Employment Income (\$)	SE-AMT-1/4	SE	36
Self-Employment Income, Reciprocity	SE-REC-1/4	SE	32
Self-Employment Records, # in Samp Unit	SU-TOTSE	S	27
Sequence Number of Sample Unit	SUSEQNUM	S	1
Sequence Number of Sample Unit	HSSEQNUM	H	1
Sequence Number of Sample Unit	FFSEQNUM	F	1
Sequence Number of Sample Unit	PPSEQNUM	P	1
Sequence Number of Sample Unit	WSSEQNUM	W	1
Sequence Number of Sample Unit	SESEQNUM	SE	1

INDEX TO SIPP RELATIONAL CORE FILE

REFERENCE	MNEMONIC	TYPE	LOCATION
Sequence Number of Sample Unit	G1SEQNUM	G1	1
Sequence Number of Sample Unit	G2SEQNUM	G2	1
Sex	SEX	P	159
Sex of Family Householder	FF-KIND	F	89
Sex of Reference Person (Noninterview)	SEX-RP	H	473
Sex of Reference Person (Noninterview)	U-SEX-RP	H	507
Sex, Preedited	U-SEX	P	256
Sick Pay			--See G1 #12
Sick Pay, Reciprocity	RECIPSUM	P	360
Size of Family	FINUMBER	F	22
Size of Household	HH-NP-1/5	H	63
Size of Household (Noninterview)	STZE-HH	H	474
Size of Household (Noninterview)	U-STZ-HH	H	502
Social Security			--See G1 # 1
Social Security Coverage	SOCSEC-1/4	P	1140
Social Security Income of Family (\$)	FPSOCSEC	F	136
Social Security Income of Household (\$)	HH-SOC-1/4	H	740
Social Security Payments, Imput. Flag	PP-IMP32	P	1663
Social Security Payments, Reason	SC1346:48	P	1376
Social Security Payments, Receipt	SC1342	P	1374
Social Security Pmts for Child, Imp Flg	PP-IMP33	P	1664
Social Security Pmts for Children, Recip	SC1352	P	1381
Social Security Pmts, New Since Last Wave	SC1286	P	1344
Social Security Reciprocity	RECIPSUM	P	849
Social Security/RR for Children (\$)	KIDANT-1/4	G1	30
Social Security/RR Income for Child (\$)	KIDANT-1/4	P	30
Social Security/RR Pmt for Child, Imp. Flg	G1-IMP06:09	G1	225
Social Security/RR Pmts for Children (\$)	SC3070:84	G1	141
Social Security/RR Recip. for, Imp. Flg.	G1-IMP01	G1	231
Social Security/RR Reciprocity for Child.	KIDRS-1/4	G1	46
Social Security/RR Reciprocity for Child.	SC3068	G1	140
Social Security/RR Reciprocity for Whom	SC3066:12	G1	71
Social Security/RR Reciprocity Type	SSRECIND	G1	65
Social Security/RR, Type of Check	SC3064	G1	136
Spouse Person Number	FWSP-1/5	P	182
Spouse Person Number, Preedited	U-FWSP	P	250
Spouse Person Number, Previous Wave	FW-FWSP	P	135
SSI			--See G1 # 3
SSI Income of Family (\$)	FF-SSI	F	142
SSI Income of Household (\$)	HH-SSI-1/4	H	764
SSI, Reciprocity	RECIPSUM	P	851
SSI, Reciprocity	SC1354	P	1382
SSI, reciprocity, Imputation Flag	PP-IMP34	P	1665
SSI, reciprocity, New Since Last Wave	SC1283	P	1345
State Government Pension--See Pension			
State of Residence	STAT-MOV	H	21
State of Sample Unit at Inception	SU-STATE	S	33
State Unemployment Comp--See Unemp Comp			
Stock Dividend Checks	SC4500	G2	368
Stock Dividend Checks in Own Name	S10-WD-1/4	G2	126
Stock Dividend Checks, Imputation Flags	G2-IMP09:11	G2	453

INDEX TO SIPP RELATIONAL CODE FILE

REFERENCE	MNEMONIC	TY	LOCA FE TION
Stock Dividend Checks, Joint	J10-WD-1/4	G2	106
Stock Dividends Received in Own Name (\$)	S10-AD-1/4	G2	130
Stock Dividends Received, Imput. Flag	G2-IMP10	G2	459
Stock Dividends Received, Joint	SC4504	G2	370
Stock Dividends Received, Joint (\$)	J10-AD-1/4	G2	110
Stock Dividends Received, Own (\$) 4 Mo.	SC4508	G2	376
Stock Dividends Reinvested	SC4512	G2	382
Stock Dividends Reinvested, Imput. Flag	G2-IMP12:14	G2	461
Stock Dividends Reinvested, Joint	J10-CD-1/4	G2	146
Stock Dividends Reinvested, Joint (\$)	J10-AR-1/4	G2	150
Stock Dividends Reinvested, Joint(\$) ⁴ Mo	SC4516	G2	384
Stock Dividends Reinvested, Own (\$) 4 Mo	SC4518	G2	389
Stock Dividends Reinvested, Own Name	S10-CD-1/4	G2	166
Stock Dividends Reinvested, Own Name(\$)	S10-AR-1/4	G2	170
Stocks or Mutual Funds, Ownership	ASSETSUM	P	932
Stocks or Mutual Funds, Ownership (New)	SCI646	P	1585
Stratum Code for Variance Estimation	VARSTRAT	H	453
Student Aid	SCI660:78	P	1591
Student Aid, Amount Per Term	SCI684:92	P	1606
Student Aid, Amount Per Term, Imp Flag	PP-IMP80:82	P	1700
Student Aid, Imputation Flag	PP-IMP76:77	P	1696
Student Loan, Guaranteed	SCI676	P	1599
Student Loan, National Direct	SCI678	P	1600
Subfamily Membership	FAMTYP-1/5	P	166
Subfamily Relationship	FAMREL-1/5	P	171
Subfamily: Family Number	FAMNUM-1/5	P	175
Subsidized Housing	LOW-RENT	H	471
Supplemental Educ. Opportunity Grant	SCI666	P	1594
Supplemental Security Income--See SSI			
Tenure	TENURE	H	469
Tenure, Unedited	J-TENURE	H	492
Transcription Codes	TRN-CODE	P	267
Transfer Income of Family (\$)	FF-TRAN	F	122
Transfer Income of Household (\$)	HH-TRA-1/4	H	660
Transfer Income, Means-tested Total (\$)	PP-TRA-1/4	P	793
Tuition and Fees (\$)	SCI682	P	1602
Tuition and Fees (\$), Imputation Flag	PP-IMP79	P	1699
Type of Housing Unit	LIVQTR-1/5	H	457
U.S. Government Securities, Ownership	ASSETSJM	F	929
Unemployment Benefits, Suppl--Sec G1 # 6			
Unemployment Benefits, Supplemental	SCI242	P	1303
Unemployment Benefits, Supplemental Rec	RECIPSUM	P	854
Unemployment Comp., Other --See G1 # 7			
Unemployment Comp., State --See G1 # 5			
Unemployment Compensation, Other, Recip	RECIPSUM	P	855
Unemployment Compensation, State	SCI240	P	1304
Unemployment Compensation, State, Recip	RECIPSUM	P	853
Unemployment Compensation, State, Imp Flg	PP-IMP29	F	1660
Unemployment Income of Family (\$)	FF-UNEMP	F	148
Unemployment Income of Household (\$)	HH-UNE-1/4	H	783
Union Pension--See Pension			

INDEX TO SYSP RELATIONAL CORE FILE

REFERENCE	MEMONIC	TY	LOCA RE TION
Unit Type	LIVQTR-1/5	H	457
Unit Type, Unedited	U-LIVQTR	H	488
Units in Structure	NUMUNITS	H	467
Units in Structure, Unedited	U-NMUNIT	H	490
Utilities, Payment for	UTLPAYYN	H	871
Utilities, Payment for (in Public Hous.)	SC4806	H	882
Utilities, Pmt. (in Pub Hous), Imp Flag	PG-IMP02	H	882
Utilities, Pmt. (in Subs Hous)	SC4812	H	890
Utilities, Pmt. (in Subs Hous), Imp Flag	PG-IMP04	H	890
VA Educational Assistance Prog., Other	SC1663	P	1595
VA Income Questionnaire	SC3060	GI	133
Variance Estimation: Half Sample Code	HALFSAMP	H	452
Variance Estimation: Stratum Code	VARSTRAT	H	453
Version Number of File	VERSION	S	38
Veteran Payments Coverage	VETS-1/4	P	1116
Veteran Status	VETSTAT	P	212
Veteran Status	SC1330	P	1356
Veteran Status, Unedited	U-VET	P	263
Veteran: Length of Service	SC1332	P	1367
Veteran: Period of Service	U-SRVDTE	P	264
Veteran: Service Connected Disability	SC1334	P	1369
Veteran: VA Disability Rating	SC1336	P	1371
Veterans Comp. or Pension for Widow	SC1430	P	1418
Veterans Comp., New Since Last Wave	SC1290	P	1346
Veterans Compensation or Pension	SC1338	P	1372
Veterans Compensation or Pension, Recip	RECLFSUM	P	856
Veterans Compensation or Pension, Imp Flg	PP-IMP31	P	1662
Veterans Compensation/Pension-See GI # 8			
Veterans Educational Benefits	SC1662:68	P	1592
Veterans Payments for Family (\$)	FF-VETPY	F	154
Veterans Payments to Household (\$)	HH-VET-1/4	H	812
Veterans: Death of Husband from Service	SC1456	P	1430
Veterans: Death of Husband, Input. Flag	PP-IMP47	P	1678
Wage or Salary Records, # in Samp Unit	SU-TCT28	S	25
Wage Rate (\$)	SC2028	W	70
Wage Rate, Imputation Flag	WS-IMP05	W	101
Want for Job When Not Looking	SC1050	P	1204
Want for Job When Not Looking	SC1224	P	1292
Want for Job When Not Looking, Imp Flag	PP-IMP22	P	1653
Wave	U-ITM36A	H	504
Wave	PP-WAVE	P	19
Wave	WS-WAVE	W	19
Wave	SE-WAVE	SE	19
Wave	GI-WAVE	GI	19
Wave	G2-WAVE	G2	19
Wave in Which HH Came Into Existence	WAVEPREP	H	484
Wave Number	ITEM36A	H	497
Weeks Absent Without Pay, Input. Flag	PP-IMP10:11	P	1641
Weeks Absent Without Pay, Input. Flag	PP-IMP14:15	P	1645
Weeks Absent Without Pay, Specific Weeks	SC1058:96	P	1209
Weeks Absent Without Pay, Specific Weeks	SC1136:72	P	1248

INDEX TO SIPP RELATIONAL CORE FILE

REFERENCE	MNEMONIC	TY	LOCAT BE TION
Weeks Employed During Month	WS-EMP-1/4	W	28
Weeks in Month, Total	WEEKS-1/4	P	952
Weeks Looking for Work During Mo., # of	WK-LOK-1/4	P	1001
Weeks Looking for Work, Specific Week	WEEKSLK	P	1005
Weeks Looking or on Layoff, Input. Flag	PP-IMP02	F	1633
Weeks Looking or on Layoff, Input. Flag	PP-IMP19	P	1650
Weeks Looking or on Layoff, Specific Wk.	SC1004:40	P	1181
Weeks Looking or on Layoff, Specific Wk.	SC1216	P	1286
Weeks With a Job, Imputation Flags	PP-IMP13	P	1644
Weeks With a Job, Specific Week	WKWJOB	P	961
Weeks With a Job, Specific Weeks	SC1100:34	P	1230
Weeks With Business	SE-WWB-1/4	SE	28
Weeks With Job During Month, Number of	WK-JOB-1/4	P	957
Weeks Without Pay During Month, # of	WK-WOP-1/4	P	979
Weeks Without Pay, Specific Week	WEEKSAB	P	981
Weight of Family	PF-FINWT	F	172
Weight of Household, Base	HH-BW	H	380
Weight of Household, Final	HH-FIN-1/5	H	392
Weight of Person	ENLWGT-1/5	P	81
Welfare Payments, Other, Coverage	OTHER-1/4	P	1136
Welfare, Other, Reciprocity	RECIPSUM	F	872
Welfare, Type of	SC1484:93	P	1444
Welfare, Type of, Imputation Flags	PP-IMP31:52	P	1652
WIC --See G1 #25			
WIC Coverage	COVWIC-1/4	P	1032
WIC Voucher Value	VALWIC-1/4	P	1036
WIC, Imputation Flags	G1-IMP14:17	G1	244
WIC, Reciprocity	RECIPSUM	P	873
WIC, Reciprocity	SC1494	P	1448
WIC, Reciprocity	SC3138:44	G1	227
Widow's Pension	SC1426:32	P	1416
Widow's Pension, Imputation Flag	PP-IMP45	P	1676
Women, Infants & Childrens Prog--See WIC			
Work Anytime During 4 Months	SC1000	P	1179
Work Each Week of Reference Per., Imp Flg	PP-IMP09	P	1640
Work Each Week of Reference Period	SC1056	P	1208
Work-Study Program	SC1692	P	1612
Work-Study Program, Imputation Flag	PP-IMP82	P	1702
Worker's Compensation	SC1394	P	1400
Worker's Compensation --See G1 #11			
Worker's Compensation, Recip, Imp Flag	PP-IMP30	P	1661
Worker's Compensation, Reciprocity	RECIPSUM	P	858
Worker's Compensation, Reciprocity	SC1246	P	1307
Worker's Compensation, New Since 1st Wave	SC1302	P	1352
Year of Birth, Precedited	U-BRTHR	P	242
Years of School Completed--See Education			

The Data Dictionary describes the contents and record layout of the public use computer tape file. The first line of each data item description gives the data name, size of the data field, and the begin position of the field. The term TABLE may follow if the data item contains data dimensioned in an array (i.e. - 6 cells of 3-characters each; 18 total characters for the field).

The next few lines contain descriptive text and any applicable notes. Categorical value codes and labels are given where needed. Comment notes marked by an (*) are provided throughout. Comments should be removed from the machine-readable version of the data dictionary before using it to help access the data file.

DATA. 8 characters--alphabetic, numeric, and the special character (-). No other special characters are used. It may be a mnemonic such as "HH-RCTYP" or "SZ-OCG," or a sequential identifier such as "SC3138" or "NS-IMP01". Data item names are unique throughout the entire file (all 8 record types).

SIZE. 9 characters--numeric. The size of a data item is given in characters. Indication of implied decimal places is provided in notes.

BEGIN. 9 characters--numeric. Contains the location in the data record of the first character position of the data item field.

The first line of the data item description begins with the character "D" (left-justified, two characters). The "D" flag indicates lines in the data dictionary containing the name and location (size and begin) position of each data item. This information (in machine-readable form) can be used to help access the data file. The line beginning with the character "U" describes the universe for that item. Lines containing categorical value codes and labels follow the universe description and begin with the character "V". The special character (.) denotes the start of the value label. Two examples of data item descriptions follow:

```

D SC1238      1      1302
  What was the main reason ... worked
  less than 35 hours in those weeks
U Persons 15 years old or older
V 0 .Not in universe
  1 .Could not find a full-time job
  2 .Wanted to work part-time
  3 .Health condition or disability
  4 .Normal working hours are less
  than 35 hours
  5 .Slack work or material shortage
  6 .Other

D FF-PINX    60      24  TABLE
  Indexes of person records of family
  members.
  Note: this item consists of (30)
  2-character cells. Each cell
  contains an index number
U All families

```


SAMPLE UNIT

DATA	SIZE	BEGIN
D SJSEQNUM	5	1
Sequence number of sample unit Primary sort key.		
U All sample units		
G SJRCTYP	2	6
Record type indicator Second sort key		
U All sample units		
V 10. Sample unit record		
D SJRSEQ	1	8
Record sequence number within structure and record type. The value is always '1' because there is only one sample unit record per structure. Third sort key		
U All sample units		
D SJRID	9	9
Sample unit identifier Unique scrambled combination of the PEU (3 characters), segment (4 characters), and serial (2 characters) numbers of the original sample address. Used to match sample units from different waves.		
U All sample units		
D SJRROT	1	18
Rotation group. Range = 1,4.		
L All sample units		
*		X
* Record type totals		*
*		%
D SJTOTHH	2	19
Total number of households (address 10's) in the same P unit. Range = 1,10.		
U All sample units		
D SJTOTFF	2	21
Total number of families and pseudo families in the sample unit. A pseudo family is an individual who is not related to anyone else in the		

SAMPLE UNIT

DATA	SIZE	BEGIN
		household in which he lives. It may be a person who lives alone. Range = 0,40.
U		All sample units
D SL-TOTPP	2	23
		Total number of person records for this sample unit. Range = 0,40
U		All sample units
D SL-TOTBS	2	25
		Total number of wage or salaried businesses reported for members of the sample unit. Each person in the sample unit may report up to two wage or salaried businesses. Range = 0,50.
U		All sample units
D SL-TOTSE	2	27
		Total number of self-employment businesses reported for members of the sample unit. Each person in the same unit may report up to two self-employment businesses. Range = 0,20.
U		All sample units
D SL-TOTG1	2	29
		Total number of type 1 general amounts income records for this sample unit. Range = 0,40.
U		All sample units
D SL-TOTG2	2	31
		Total number of type 2 general amounts income records for this sample unit. Range = 0,20.
U		All sample units
D SL-STATE	2	35
		FIPS State code for the sample unit Note: Alaska is not included. Some States are aggregated for confidentiality reasons.
U		All sample units
V		01.Alabama
		04.Arizona


SAMPLE UNIT

DATA	SIZE	BEGIN
05. Arkansas		
06. California		
08. Colorado		
09. Connecticut		
10. Delaware		
11. District of Columbia		
12. Florida		
13. Georgia		
15. Hawaii		
17. Illinois		
18. Indiana		
19. Iowa		
20. Kansas		
21. Kentucky		
22. Louisiana		
23. Maine		
24. Maryland		
25. Massachusetts		
26. Michigan		
27. Minnesota		
29. Missouri		
31. Nebraska		
34. New Jersey		
36. New York		
37. North Carolina		
39. Ohio		
40. Oklahoma		
41. Oregon		
42. Pennsylvania		
44. Rhode Island		
45. South Carolina		
47. Tennessee		
48. Texas		
51. Virginia		
53. Washington		
55. Wisconsin		
90. Idaho, New Mexico, South Dakota, Wyoming		
91. Mississippi, West Virginia		
D 3U-RGC	3	35
Reduction group code established to make it possible to easily reduce sample size if necessary: from master segment tape.		
Range = 0:101		
J	All sample units	
V	300 .Not applicable	
D VERSION	1	38
Release number of file		

34

SAMPLE UNIT

DATA	SIZE	BEGIN
V 1 .Original version		
2 .First re-release		
3 .Second re-release		
etc.		
D SU-FILL	1702	39
Blank filler		



DATA	SIZE	BEGIN
D HSEGNUM	5	1
Sequence number of sample unit		
U All sample units		
D HHRCTYP	2	6
Record type indicator		
L All households		
V 20. Household record		
D HHRSEQ	2	8
Record sequence number within structure and record type		
U All households		
D HH-ID	9	10
Identification number.		
Unique scrambled combination of the FSL (3 characters), segment (4 characters), and serial (2 characters) numbers of the original sample address.		
U All households		
D ADDRIC	2	19
Current address ID. - This field differentiates households within the same FSL, segment, and serial; that is, households which originate out of an original sample household		
U All households		
D STAT-MOV	2	21
FIPS State code to which household moved.		
U All households		
V 00. Nonmatch		
01. Alabama		
02. Alaska		
04. Arizona		
05. Arkansas		
06. California		
08. Colorado		
09. Connecticut		
10. Delaware		
11. District of Columbia		
12. Florida		
13. Georgia		
15. Hawaii		
17. Illinois		

HOUSEHOLD

DATA	SIZE	BEGIN
18. Indiana		
19. Iowa		
20. Kansas		
21. Kentucky		
22. Louisiana		
23. Maine		
24. Maryland		
25. Massachusetts		
26. Michigan		
27. Minnesota		
29. Missouri		
30. Montana		
31. Nebraska		
32. Nevada		
33. New Hampshire		
34. New Jersey		
36. New York		
37. North Carolina		
38. North Dakota		
39. Ohio		
40. Oklahoma		
41. Oregon		
42. Pennsylvania		
44. Rhode Island		
45. South Carolina		
47. Tennessee		
48. Texas		
49. Utah		
50. Vermont		
51. Virginia		
53. Washington		
55. Wisconsin		
90. Idaho, New Mexico, South Dakota, Wyoming		
91. Mississippi, West Virginia		
C HM-FILL1	1	23
Blank filler		
C METRO	1	24
Metropolitan subsample		
U All households		
V 1 .In metropolitan subsample		
2 .Not in metropolitan subsample (may be metro or nonmetro)		
D MEA	4	25
Identifiable MEA/CBSA codes as		

DATA SIZE BEGIN

defined in 1983


U All households
 V 0000 .Not in metropolitan subsample or
 not in an identifiable MSA
 0160 .Albany-Schenectady-Troy, NY
 0640 .Austin, TX
 0840 .Beaumont-Fort Arthur, TX
 1000 .Birmingham, AL
 1122 .Boston-Lawrence-Salem, MA-NH
 CMSA (part in MA only)
 1262 .Buffalo-Niagara Falls, NY CMSA
 1602 .Chicago-Gary-Lake County (IL);
 IL-IN-WI CMSA (parts in IL and
 IN only)
 1642 .Cincinnati-Hamilton, OH-KY-IN
 CMSA (parts in OH and KY only)
 1692 .Cleveland-Akron-Lorain, OH CMSA
 1840 .Columbus, OH
 1922 .Dallas-Fort Worth, TX CMSA
 2030 .Dayton-Springfield, OH
 2082 .Denver-Boulder, CO CMSA
 2162 .Detroit-Ann Arbor, MI CMSA
 2400 .Eugene-Springfield, OR
 2840 .Fresno, CA
 3120 .Greensboro-Winston-Salem-High
 Point, NC
 3240 .Harrisburg-Lebanon-Carlisle, PA
 3282 .Hartford-New Britain-Middletown,
 CT CMSA
 3320 .Honolulu, HI
 3362 .Houston-Galveston-Brazoria, TX
 CMSA
 3480 .Indianapolis, IN
 3762 .Kansas City, MO-Kansas City, KS
 CMSA (part in MO only)
 4000 .Lancaster, PA
 4472 .Los Angeles-Anaheim-Riverside,
 CA CMSA
 4720 .Madison, WI
 4920 .Memphis, TN-AR-MS (part in TN
 only)
 4992 .Miami-Fort Lauderdale, FL CMSA
 5082 .Milwaukee-Racine, WI CMSA
 5160 .Mobile, AL
 5360 .Nashville, TN
 5480 .New Haven-Meriden, CT
 5560 .New Orleans, LA
 5602 .New York-Northern NJ-Long Island,
 NY-NJ-CT CMSA

HOUSE-OLD

DATA	SIZE	BEGIN
5850	.Oklahoma City, OK	
5920	.Omaha, NE-IA (part in NE only)	
5960	.Orlando, FL	
6162	.Philadelphia-Wilmington-Trenton; PA-NJ-DE-MD CMSA (parts in PA, NJ, and DE only)	
6200	.Phoenix, AZ	
6282	.Pittsburgh-Beaver Valley, PA CMSA	
6442	.Portland-Vancouver, OR-WA CMSA (part in OR only)	
6840	.Rochester, NY	
6920	.Sacramento, CA	
7042	.St. Louis-E. St. Louis-Alton, MO-IL CMSA (part in MO only)	
7080	.Salem, OR	
7240	.San Antonio, TX	
7320	.San Diego, CA	
7362	.San Francisco-Oakland-San Jose, CA CMSA	
7560	.Scranton-Wilkes-Barre, PA	
8000	.Springfield, MA	
8280	.Tampa-St. Petersburg-Clearwater, FL	
8400	.Toledo, OH	
8520	.Tucson, AZ	
8560	.Tulsa, OK	
8840	.Washington, DC-MD-VA	
8960	.West Palm Beach-Boca Raton- Delray Beach, FL	
9240	.Worcester, MA	
9280	.York, PA	
9320	.Youngstown-Warren, OH	
*		*
*	Edited control card fields	*
*		*
*	The next 12 fields contain	*
*	family indexes by months 1-4.	*
*		*
*	HH-NF-1....4	*
*	FIRST-1....4	*
*	LAST-1....4	*
*		*
D	HH-NF-1	2 29
	Number of family records for this household - month 1	
U	All households	

HOUSEHOLD

DATA	SIZE	BEGIN
D HH-NF-2	2	31
Number of family records for this household - month 2		
U All households		
D HH-NF-3	2	33
Number of family records for this household - month 3		
U All households		
D HH-NF-4	2	35
Number of family records for this household - month 4		
U All households		
D FIRST-1	2	37
Index of the first family record for this household for month 1 of the reference period		
U All households		
D FIRST-2	2	39
Index of the first family record for this household for month 2 of the reference period		
U All households		
D FIRST-3	2	41
Index of the first family record for this household for month 3 of the reference period		
U All households		
D FIRST-4	2	43
Index of the first family record for this household for month 4 of the reference period		
U All households		
D LAST-1	2	45
Index of the last family record for this household for month 1 of the reference period		
U All households		
D LAST-2	2	47
Index of the last family record for this household for month 2 of the reference period		
U All households		



HOUSEHOLD

DATA	SIZE	BEGIN
D LAST-3	2	49
Index of the last family record for this household for month 3 of the reference period		
U All households		
D LAST-4	2	51
Index of the last family record for this household for month 4 of the reference period		
U All households		
*		*
* The next 10 fields contain household indexes by months		
* 1-4 and the interview month		
*		*
*	HH-REF-1.....5	*
*	HH-REF-2.....5	*
*		*
D HH-REF-1	2	53
Index of the household reference person for month 1 of the reference period		
U All households		
D HH-REF-2	2	55
Index of the household reference person for month 2 of the reference period		
U All households		
D HH-REF-3	2	57
Index of the household reference person for month 3 of the reference period		
U All households		
D HH-REF-4	2	59
Index of the household reference person for month 4 of the reference period		
U All households		
D HH-REF-5	2	61
Index of the household reference person for the interview month		
U All households		

HOUSEHOLD

DATA	SIZE	BEGIN	
D HHNP-1	2	63	
			Number of persons in household for month 1 of the reference period
U All households			
D HHNP-2	2	65	
			Number of persons in household for month 2 of the reference period
U All households			
D HHNP-3	2	67	
			Number of persons in household for month 3 of the reference period
U All households			
D HHNP-4	2	69	
			Number of persons in household for month 4 of the reference period
U All households			
D HHNP-5	2	71	
			Number of persons in household for the interview month
U All households			
*			*
*			The next 5 fields (HHPINX1
*			through HHPINX5) each contain
*			30 cells (2-character) of
*			information (1-30 persons).
*			*
D HHPINX1	60	73	TABLE
			Indexes of persons in this household in month 1
U All households			
D HHPINX2	60	133	TABLE
			Indexes of persons in this household in month 2
U All households			
D HHPINX3	60	193	TABLE
			Indexes of persons in this household in month 3
U All households			
D HHPINX4	60	253	TABLE
			Indexes of persons in this household in month 4
U All households			

HOUSEHOLD

DATA	SIZE	BEGIN	
D HH-PINX5	60	313	TABLE
			Indexes of persons in this household at the time of interview
U			All households
D HH-MIS-1	1	373	
			Monthly household interview status - month 1
U			All households
V			1 .Interview
			2 .Noninterview
			3 .Not in sample
D HH-MIS-2	1	374	
			Monthly household interview status - month 2
U			All households
V			1 .Interview
			2 .Noninterview
			3 .Not in sample
D HH-MIS-3	1	375	
			Monthly household interview status - month 3
U			All households
V			1 .Interview
			2 .Noninterview
			3 .Not in sample
D HH-MIS-4	1	376	
			Monthly household interview status - month 4
U			All households
V			1 .Interview
			2 .Noninterview
			3 .Not in sample
D HH-MIS-5	1	377	
			Monthly household interview status - interview month
U			All households
V			1 .Interview
			2 .Noninterview
			3 .Not in sample
D HH-INT1	2	378	
			wave 1 household interview status
U			All households

HOUSEHOLD

DATA	SIZE	BEGIN
V 00 .Not a wave 1 household		
01 .Interviewed		
02 .No one home		
03 .Temporarily absent		
04 .Refused		
05 .Unable to locate		
06 .Other		
09 .Vacant		
10 .Occupied by persons with LRE		
11 .Unfit or to be demolished		
12 .Under construction; not ready		
13 .Converted to temporary business or storage		
14 .Unoccupied tent or trailer site		
15 .Permit granted; construction not started		
16 .Other type B		
17 .Demolished		
18 .House or trailer moved		
19 .Converted to permanent business or storage		
20 .Merged		
21 .Condemned		
22 .Other		
* Household weights		*
* * * * *		
D HH-FILL2	12	380
Zero filler		
D HH-FIN-1	10	372
Final weight for household reference person - month 1. Four implied decimal places. Range = 0.0000;100000.0000		
J All households		
D HH-FILL3	2	402
Zero filler		
D HH-FIN-2	10	404
Final weight for household reference person - month 2. Four implied decimal places. Range = 0.0000;100000.0000		
J All households		
D HH-FILL4	2	414
Zero filler		

HOUSEHOLD

DATA	SIZE	BEGIN
D HH-FIN-3	10	416
Final weight for household reference person - month 3. Four implied decimal places.		
Range = 0.0000,100000.0000		
U All households		
C HH-FILL5	2	426
Zero filler		
D HH-FIN-4	10	428
Final weight for household reference person - month 4. Four implied decimal places.		
Range = 0.0000,100000.0000		
U All households		
D HH-FILL6	2	438
Zero filler		
D HH-FIN-5	10	440
Final weight for household reference person - interview month. Four implied decimal places.		
Range = 0.0000,100000.0000		
*		*
* Variance fields		*
D HH-FILL7	2	450
Zero filler		
D HALFSTAMP	1	452
Half sample code for variance estimation		
U All households		
D VARSTRAT	2	453
Stratum code for variance estimation		
U All households		
*		*
* Edited control card fields		*
*		*
D ACCESS	1	455
Control card item 133 - access to the unit		
U All households		
V D .Not applicable		



HOUSEHOLD

DATA	SIZE	BEGIN
1		.Direct - skip to Housunit
2		.Through another unit
D KITCHEN	1	456
		Control card item 130 = kitchen facilities
U		All households
V		0 .Not applicable
		1 .For this unit only
		2 .Also used by another household
		3 .None
D LIVOTR-1	2	457
		Control card items 130 and 135 housing/other unit - month 1
U		All households
V		00 .Not applicable
		01 .House, apartment, flat
		02 .Hu in nontransient hotel, motel etc.
		03 .Hu permanent in transient hotel, motel, etc.
		04 .Hu in rooming house
		05 .Mobile home or trailer with no permanent room added
		06 .Mobile home or trailer with one or more permanent rooms added
		07 .Hu not specified above
		08 .Quarters not hu in rooming or boarding house
		09 .Unit not permanent in transient hotel, motel, etc.
		10 .Unoccupied tent or trailer site
		11 .Other unit not specified above
D LIVOTR-2	2	459
		Control card items 130 and 135 housing/other unit - month 2
U		All households
V		00 .Not applicable
		01 .House, apartment, flat
		02 .Hu in nontransient hotel, motel etc.
		03 .Hu permanent in transient hotel, motel, etc.
		04 .Hu in rooming house
		05 .Mobile home or trailer with no permanent room added
		06 .Mobile home or trailer with one or more permanent rooms added
		07 .Hu not specified above



HOUSEHOLD

DATA	SIZE	BEGIN
08		.Quarters not hu in rooming or boarding house
09		.Unit not permanent in transient hotels, motels, etc.
10		.Unoccupied tent or trailer site
11		.Other unit not specified above
D LIVQTR-3 2 461		
		Control card items 130 and 13E housing/other unit - month 3
U All households		
V 00		.Not applicable
01		.House, apartment, flat
02		.Hu in nontransient hotels, motel, etc.
03		.Hu permanent in transient hotels, motels, etc.
04		.Hu in rooming house
05		.Mobile home or trailer with no permanent room added
06		.Mobile home or trailer with one or more permanent rooms added
07		.Hu not specified above
08		.Quarters not hu in rooming or boarding house
09		.Unit not permanent in transient hotels, motels, etc.
10		.Unoccupied tent or trailer site
11		.Other unit not specified above
D LIVQTR-4 2 463		
		Control card items 130 and 13E housing/other unit - month 4
U All households		
V 00		.Not applicable
01		.House, apartment, flat
02		.Hu in nontransient hotels, motel, etc.
03		.Hu permanent in transient hotels, motels, etc.
04		.Hu in rooming house
05		.Mobile home or trailer with no permanent room added
06		.Mobile home or trailer with one or more permanent rooms added
07		.Hu not specified above
08		.Quarters not hu in rooming or boarding house
09		.Unit not permanent in transient hotels, motels, etc.



HOUSEHOLD

DATA	SIZE	BEGIN
10 .Unoccupied tent or trailer site		
11 .Other unit not specified above		
D LIVCTR-6	2	445
Control card items 13D and 13E		
housing/other unit - interview month		
U All households		
V 00 .Not applicable		
01 .House, apartment, flat		
02 .Hu in nontransient hotels, motels, etc.		
03 .Hu, permanent in transient hotels, motel, etc.		
04 .Hu in rooming house		
05 .Mobile home or trailer with no permanent room added		
06 .Mobile home or trailer with one or more permanent rooms added		
07 .Hu not specified above		
08 .Quarters not hu in rooming or boarding house		
09 .Unit not permanent in transient hotels, motels, etc.		
10 .Unoccupied tent or trailer site		
11 .Other unit not specified above		
D NUMUNITS	2	467
Control card item 14 - number of units in structure, both occupied and vacant		
U All households		
V 00 .Not applicable		
01 .Only 'other' units		
02 .Mobile home or trailer		
03 .One, detached		
04 .One, attached		
05 .Two		
06 .3-4		
07 .5-9		
08 .10-19		
09 .20-49		
10 .50 or more		
D TENURE	1	469
Control card item 15 - are the living quarters?		
U All households		
V 0 .Not answered (Types B and C)		
1 .Owned or being bought by someone in the household		

HOUSEHOLD

DATA	SIZE	BEGIN
------	------	-------

- 2 .Rented for cash
- 3 .Occupied without payment of cash rent

D PUBHOUS 1 470
 Control card item 16A - is the residence in a public housing project, that is, is it owned by a local housing authority

U All households

V 0 .Not applicable

1 .Yes

2 .No

D LOW-RENT 1 471
 Control card item 16B - are you paying lower rent because the Federal, State, or local government is paying part of the cost

U All households

V 0 .Not applicable

1 .Yes

2 .No

D RACE-RF 1 472
 Control card item 37A - race of reference person.

U Type A noninterview households

V 0 .Not applicable

1 .White

2 .Black

3 .American Indian, Eskimo or Aleut

4 .Asian or Pacific Islander

D SEX-RF 1 473
 Control card item 37B - sex of reference person.

U Type A noninterview households

V 0 .Not applicable

1 .Male

2 .Female

D SIZE+H 2 474
 Control card item 37C - size of household
 Range = 0,30

U Type A noninterview households.

V 00 .Not applicable


HOUSEHOLD

DATA	SIZE	BEGIN
*		*
* Freedited control card section		*
*		*
D SAMPLE	2	476
Sample code - indicates panel year		
U All households		
D SEGTYPE	1	478
Segment type - item 4 on the control card		
U All households		
V 1 .Address		
2 .Unit		
3 .Permit		
4 .Area		
5 .Special place		
D INT-CODE	3	479
Interviewer code, an alphabetic followed by two numerics		
U All households		
D U-EXTRLN	2	482
Extra unit indicator. When an extra unit is found the serial number of the original unit is in this field		
U All households		
V 00 .No extra units		
D WAVEPREP	1	484
Wave for which the control card was first prepared (should be the wave in which household came into existence)		
U All households		
D U-FRMSLE	1	485
Control card item 12B - during the past 12 months did sales of crops, livestock, and other farm products from the place amount to \$1000 or more		
U All households		
V 0 .Not answered		
1 .Yes		
2 .No		
3 .Not applicable		

50

HOUSEHOLD

DATA	SIZE	BEGIN
D U-ACCESS	1	486
Control card item 138 - access to the unit		
U All households		
V 0 .Not applicable		
1 .Direct - skip to housing		
2 .Through another unit		
D U-KITCH-N	1	457
Control card item 130 - kitchen facilities		
U All households		
V 0 .Not applicable		
1 .For this unit only		
2 .Also used by another household		
3 .None		
D U-LIVGTR	2	485
Control card items 13D and 13E housing/other unit		
U All households		
V -9 .Not answered		
00 .Not answered (types B and C)		
01 .house, apartment, flat		
02 .Hu in nontransient hotel, motel, etc.		
03 .Hu. permanent in transient hotel, motel, etc.		
04 .Hu in rooming house		
05 .Mobile home or trailer with no permanent room added		
06 .Mobile home or trailer with one or more permanent rooms added		
07 .Hu not specified above		
08 .Quarters not hu in rooming or boarding house		
09 .Unit not permanent in transient hotel, motel, etc.		
10 .Unoccupied tent or trailer site		
11 .Other unit not specified above		
D U-MUNIT	2	490
Control card item 14 - number of units in structure, both occupied and vacant		
U All households		
V -9 .Not answered		
00 .Not answered (types B and C)		
01 .Only 'other' units		



HOUSEHOLD

DATA	SIZE	BEGIN
02.Mobile home on trailer		
03.One, detached		
04.One, attached		
05.Ten		
06.3-4		
07.5-9		
08.10-19		
09.20-49		
10.50 or more		
D U-TENURE	1	492
Control card item 15 - are the living quarters:		
U All households		
V 0 .Not answered (types B and C)		
1 .Owned or being bought by someone in the household		
2 .Rented for cash		
3 .Occupied without payment of cash rent		
9 .Not answered		
D U-PBHOUS	2	493
Control card item 16A - is the residence in a public housing project; that is, is it owned by a local housing authority		
U All households		
V -1 .DK		
00 .Not applicable		
01 .Yes		
02 .No		
D U-CURNT	2	495
Control card item 16B - are you paying lower rent because the Federal, State, or local government is paying part of the cost		
U All households		
V -1 .DK		
00 .Not applicable		
01 .Yes		
02 .No		
D ITEMS6A	1	497
Control card item 36A - wave number associated with the interview status.		
Range = 1-9		
U All households		


S2

HOUSEHOLD

DATA	SIZE	BEGIN
D ITEM36B	2	498
Control card item 36B - interview status code.		
U All households		
V 01	.Interviewed	
02	.No one home	
03	.Temporarily absent	
04	.Refused	
05	.Unable to locate	
06	.Other	
23	.Entire household out of scope	
24	.Moved, address unknown	
25	.Moved within country beyond limit	
26	.All sample persons re-listed on new control card(s)	
D UHRACRP	1	503
Control card item 37A - race of reference person		
U Type A noninterview households		
V 0	.Not applicable	
1	.White	
2	.Black	
3	.American Indian, Eskimo or Aleut	
4	.Asian or Pacific Islander	
9	.Not answered	
D U-SEX-RP	1	501
Control card item 37B - sex of reference person		
U Type A noninterview households		
V 0	.Not applicable	
1	.Male	
2	.Female	
9	.Not answered	
D U-SIZ-HH	2	502
Control card item 37C - size of household.		
Range = -9, 30		
U Type A noninterview households		
V-9	.Not answered	
00	.Not applicable	
D U-ITM38A	1	504
Control card item 38A - wave of visit		
Range = 0, 9.		
U All households		

HOUSEHOLD

DATA	SIZE	BEGIN
D U-ITM3EB	2	503
Control card item 3EB - month of visit		
Range = 0,12.		
U All households		
D U-TOTVST	2	507
Control card item 3ED - total number of personal visits.		
Range = -9,99		
U All households		
V -9 .Not answered		
CC .Not applicable		
D U-TOTPHN	2	509
Control card item 3EF - total number of telephone calls.		
Range = 0,99		
U All households		
V CC .Not applicable		
D U-CCRSP	3	511
Control card item 3EG - control card - respondent's person number.		
Range = 0,999		
U All households		
V CC .Not applicable		
D SC0010	1	514
Control card source code 10 - during listing did interviewer miss any babies or small children - first interview only		
U All households		
V 0 .Not answered		
1 .Yes		
2 .No		
D SC0012	1	515
Control card source code 12 - during listing did interviewer miss any lodgers, boarders or persons employed at the residence - first interview		
U All households		
V 0 .Not answered		
1 .Yes		
2 .No		



HOUSEHOLD

DATA	SIZE	BEGIN	
D SC0014	1	516	
Control card source code 14 - during listing did interviewer miss anyone who usually lives here but is away now traveling, at school, or in a hospital - first interview			
U All households			
V 0 .Not answered			
1 .Yes			
2 .No			
D SC0016	1	517	
Control card source code 16 - during listing did interviewer miss anyone else staying at residence - first interview			
U All households			
V 0 .Not answered			
1 .Yes			
2 .No			
D SC0018	1	518	
Control card source code 18 - to be answered during first interview at movers new address - are all persons listed on control card now living at this address			
U Mover households			
V 0 .Not applicable			
1 .Yes			
2 .No			
D SC0020	1	519	
Control card source code 20 - to be answered during first interview at mover's new address - Is anyone else living or staying here now			
U Mover households			
V 0 .Not applicable			
1 .Yes			
2 .No			
D SC0022	9	520	TABLE
Control card source codes 22, 23, 30, 34, 39, 42, 46 and 50 - are all persons listed as household members during the previous waves interview			

HOUSEHOLD

DATA	SIZE	BEGIN
		still living or staying here. There are 8 answer fields (1 character each) for waves 2 through 9.
U		All households
V	0	.Not applicable
	1	.Yes
	2	.No
D	SC0524	8 528 TABLE
		Control card source codes 24, 28, 32, 36, 40, 44, 48 and 52 - is anyone not listed during previous wave interview currently living or staying here. There are 8 answer fields (1 character each) for waves 2 through 9.
U		All households
V	0	.Not applicable
	1	.Yes
	2	.No
*		*
*		The next 12 fields contain
*		receipt of program benefits
*		by months 1-4.
*		*
*		*
*		BENFIT-1....4
*		CASH-1....4
*		NOCASH-1....4
*		*
D	BENFIT-1	1 536
		Receipt of benefits from a means-tested program - month 1
U		All households
V	0	.Not in universe or no persons in household in given month
	1	.One or more persons in household received benefits from a means-tested program
	2	.No person in household received benefits from a means-tested program
D	BENFIT-2	1 537
		Receipt of benefits from a means-tested program - month 2
U		All households
V	0	.Not in universe or no persons in household in given month



HOUSEHOLD

DATA	SIZE	BEGIN
1		
.One or more persons in household received benefits from a means-tested program		
2		
.No person in household received benefits from a means-tested program		
D BENFIT-3	1	538
Receipt of benefits from a means-tested program - month 3		
U	All households	
V D	.Not in universe or no persons in household in given month	
1		
.One or more persons in household received benefits from a means-tested program		
2		
.No person in household received benefits from a means-tested program		
D BENFIT-4	1	539
Receipt of benefits from a means-tested program - month 4		
U	All households	
V D	.Not in universe or no persons in household in given month	
1		
.One or more persons in household received benefits from a means-tested program		
2		
.No person in household received benefits from a means-tested program		
D CASH-1	1	540
Receipt of cash benefits - month 1		
U	All households	
V D	.Not in universe or no persons in household in given month	
1		
.One or more persons in household received cash benefits from a means-tested program		
2		
.No person in household received cash benefits from a means-tested program		
D CASH-2	1	541
Receipt of cash benefits - month 2		
U	All households	



HOUSEHOLD

DATA	SIZE	BEGIN
V 0		
.Not in universe or no persons in household in given month		
1		
.One or more persons in household received cash benefits from a means-tested program		
2		
.No person in household received cash benefits from a means-tested program		
D CASH-3	1	542
Receipt of cash benefits - month 3		
U		
All households		
V 0		
.Not in universe or no persons in household in given month		
1		
.One or more persons in household received cash benefits from a means-tested program		
2		
.No person in household received cash benefits from a means-tested program		
D CASH-4	1	543
Receipt of cash benefits - month 4		
U		
All households		
V 0		
.Not in universe or no persons in household in given month		
1		
.One or more persons in household received cash benefits from a means-tested program		
2		
.No person in household received cash benefits from a means-tested program		
D NUCASH-1	1	544
Receipt of noncash benefits - month 1		
U		
All households		
V 0		
.Not in universe or no persons in household in given month		
1		
.One or more persons in household received food stamps and/or other noncash benefits		
2		
.One or more persons in household received noncash benefits from a program other than food stamps; no person received food stamps		
3		
.No person in household received noncash benefits		

HOUSEHOLD

DATA	SIZE	BEGIN
D NOCASH-2	1	545
Receipt of noncash benefits - month 2		
U All households		
V 0	.Not in universe or no persons in household in given month	
1	.One or more persons in household received food stamps and/or other noncash benefits	
2	.One or more persons in household received noncash benefits from a program other than food stamps; no person received food stamps	
3	.No person in household received noncash benefits	
D NOCASH-3	1	546
Receipt of noncash benefits - month 3		
U All households		
V 0	.Not in universe or no persons in household in given month	
1	.One or more persons in household received food stamps and/or other noncash benefits	
2	.One or more persons in household received noncash benefits from a program other than food stamps; no person received food stamps	
3	.No person in household received noncash benefits	
D NOCASH-4	1	547
Receipt of noncash benefits - month 4		
U All households		
V 0	.Not in universe or no persons in household in given month	
1	.One or more persons in household received food stamps and/or other noncash benefits	
2	.One or more persons in household received noncash benefits from a program other than food stamps; no person received food stamps	
3	.No person in household received noncash benefits	

HOUSEHOLD

DATA	SIZE	BEGIN
* The next 4 fields (HH-POV-1....4) *		*
* contain low income cutoff by *		*
* months 1-4. *		*
* *		*
D HH-POV-1	5	543
Low income cutoff for this		
household - month 1.		
Range = 0,30000.		
U All households		
D HH-POV-2	5	553
Low income cutoff for this		
household - month 2.		
Range = 0,30000.		
U All households		
D HH-POV-3	5	552
Low income cutoff for this		
household - month 3.		
Range = 0,30000.		
U All households		
D HH-POV-4	5	563
Low income cutoff for this		
household - month 4.		
Range 0,30000.		
U All households		
* *		*
* The next 42 fields contain *		*
* household income aggregates *		*
* by months 1-4 *		*
* *		*
* HH-INC-1....4 *		*
* HH-ERN-1....4 *		*
* HH-PRG-1....4 *		*
* HH-TRA-1....4 *		*
* HH-OTH-1....4 *		*
* HH-NON-1....4 *		*
* HH-SOC-1....4 *		*
* HH-SSI-1....4 *		*
* HH-LNF-1....4 *		*
* HH-VET-1....4 *		*
* HH-ADC-1....4 *		*
* HH-FCS-1....4 *		*
* *		*
* These aggregates were derived *		*
* from income figures that may *		*
* have been previously topcoded. *		*

HOUSEHOLD

DATA	SIZE	BEGIN
#		
#		
#		
#		
#		
D HH-INC-1	6	568
		Total household income for month 1
		of the reference period. In
		dollars. Range = -1500000,1500000.
U		All households
D HH-INC-2	6	574
		Total household income for month 2
		of the reference period. In
		dollars. Range = -1500000,1500000.
U		All households
D HH-INC-3	6	584
		Total household income for month 3
		of the reference period. In
		dollars. Range = -1500000,1500000.
U		All households
D HH-INC-4	6	592
		Total household income for month 4
		of the reference period. In
		dollars. Range = -1500000,1500000.
U		All households
D HH-ERN-1	7	600
		Total household earned income for
		month 1 of the reference period.
		In dollars. Range = 0,1500000.
U		All households
D HH-ERN-2	7	607
		Total household earned income for
		month 2 of the reference period.
		In dollars. Range = 0,1500000.
U		All households
D HH-ERN-3	7	614
		Total household earned income for
		month 3 of the reference period.
		In dollars. Range = 0,1500000.
U		All households
D HH-ERN-4	7	621
		Total household earned income for



DATA	SIZE	BEGIN
month 4 of the reference period. In dollars. Range = 0,1500000.		
U All households		
D HH-PRO-1	8	628
Total household property income for month 1 of the reference period. In dollars. Range = -1500000,1500000.		
U All households		
D HH-PRO-2	8	636
Total household property income for month 2 of the reference period. In dollars. Range = -1500000,1500000.		
U All households		
D HH-PRO-3	8	644
Total household property income for month 3 of the reference period. In dollars. Range = -1500000,1500000.		
U All households		
D HH-PRO-4	8	652
Total household property income for month 4 of the reference period. In dollars. Range = -1500000,1500000.		
U All households		
D H+TRA-1	7	660
Total household means-tested cash transfers for the month 1 of the reference period. In dollars. Range = 0,1500000.		
U All households		
D H+TRA-2	7	667
Total household means-tested cash transfers for the month 2 of the reference period. In dollars. Range = 0,1500000.		
U All households		
D H+TRA-3	7	674
Total household means-tested cash transfers for the month 3 of the reference period. In dollars. Range = 0,1500000.		
U All households		

HOUSEHOLD

DATA	SIZE	BEGIN
D HH-TRA-4	7	681
Total household means-tested cash transfers for the month 4 of the reference period. In dollars. Range = 0:1500000.		
U All households		
D HH-OTH-1	7	688
Total 'other' household income for month 1 of the reference period. In dollars. Range = 0:1500000.		
U All households		
D HH-OTH-2	7	695
Total 'other' household income for month 2 of the reference period. In dollars. Range = 0:1500000.		
U All households		
D HH-OTH-3	7	702
Total 'other' household income for month 3 of the reference period. In dollars. Range = 0:1500000.		
U All households		
D HH-OTH-4	7	709
Total 'other' household income for month 4 of the reference period. In dollars. Range = 0:1500000.		
U All households		
D H-NON-1	6	716
Noncash household income for month 1 of the reference period. In dollars. Includes dollar values for food stamps, WIC and energy assistance. Range = 0:150000.		
U All households		
D H-NON-2	6	722
Noncash household income for month 2 of the reference period. In dollars. Includes dollar values for food stamps, WIC and energy assistance. Range = 0:150000.		
U All households		
D H-NON-3	6	728
Noncash household income for month 3		

HOUSEHOLD

DATA	SIZE	BEGIN
		of the reference period. In dollars. Includes dollar values for food stamps, WIC and energy assistance. Range = 0:150000.
U All households		
D HHNON-4	6	734
		Netcash household income for month 4 of the reference period. In dollars. Includes dollar values for food stamps, WIC and energy assistance. Range = 0:150000.
U All households		
D HH-SOC-1	6	740
		Total household Social Security income for month 1 of the reference period. In dollars. Range = 0:999999.
U All households		
D HH-SOC-2	6	746
		Total household Social Security income for month 2 of the reference period. In dollars. Range = 0:999999.
U All households		
D HH-SOC-3	6	752
		Total household Social Security income for month 3 of the reference period. In dollars. Range = 0:999999.
U All households		
D HH-SOC-4	6	758
		Total household Social Security income for month 4 of the reference period. In dollars. Range = 0:999999.
U All households		
D HH-SSI-1	6	764
		Total household Federal supplemental security income (SSI) for month 1 of the reference period. In dollars. Range = 0:999999.
U All households		



HOUSEHOLD

DATA	SIZE	BEGIN
D HH-SSI-2	6	770
Total household Federal supplemental security income (SSI) for month 2 of the reference period. In dollars. Range = 0,999999.		
U All households		
D HH-SSI-3	6	775
Total household Federal supplemental security income (SSI) for month 3 of the reference period. In dollars. Range = 0,999999.		
U All households		
D HH-SSI-4	6	782
Total household Federal supplemental security income (SSI) for month 4 of the reference period. In dollars. Range = 0,999999.		
U All households		
D HH-UNE-1	6	785
Total household unemployment income for month 1 of the reference period. In dollars. Range = 0,999999.		
U All households		
D HH-UNE-2	6	794
Total household unemployment income for month 2 of the reference period. In dollars. Range = 0,999999.		
U All households		
D HH-UNE-3	6	800
Total household unemployment income for month 3 of the reference period. In dollars. Range = 0,999999.		
U All households		
D HH-UNE-4	6	806
Total household unemployment income for month 4 of the reference period. In dollars. Range = 0,999999.		
U All households		
D HH-VET-1	6	812
Total household veterans payment income for month 1 of the reference		

HOUSEHOLD

DATA	SIZE	BEGIN
		period. In dollars. Range = 0,999999.
U All households		
D HH-VET-2	6	818
		Total household veterans payment income for month 2 of the reference period. In dollars. Range = 0,999999.
U All households		
D HH-VET-3	6	824
		Total household veterans payment income for month 3 of the reference period. In dollars. Range = 0,999999.
U All households		
D HH-VET-4	6	830
		Total household veterans payment income for month 4 of the reference period. In dollars. Range = 0,999999.
U All households		
D HH-ADC-1	6	836
		Total household AFDC income for month 1 of the reference period. In dollars. Range = 0,999999.
U All households		
D HH-ADC-2	6	842
		Total household AFDC income for month 2 of the reference period. In dollars. Range = 0,999999.
U All households		
D HH-ADC-3	6	848
		Total household AFDC income for month 3 of the reference period. In dollars. Range = 0,999999.
U All households		
D HH-ADC-4	6	854
		Total household AFDC income for month 4 of the reference period. In dollars. Range = 0,999999.
U All households		

HOUSEHOLD

DATA	SIZE	BEGIN	
D HH-FDS-1	6	860	
			Total household food stamps income received for month 1 of the reference period. In dollars. Range = 0,999999.
U All households			
D HH-FDS-2	6	866	
			Total household food stamps income received for month 2 of the reference period. In dollars. Range = 0,999999.
U All households			
D HH-FDS-3	6	872	
			Total household food stamps income received for month 3 of the reference period. In dollars. Range = 0,999999.
U All households			
D HH-FDS-4	6	878	
			Total household food stamps income received for month 4 of the reference period. In dollars. Range = 0,999999.
U All households			
*			*
* Recorded program questions			*
*			*
D ENGRYTP	1	884	
			What type of energy assistance was received
U Households receiving government energy assistance			
✓ U .Not applicable			
1			.Checks sent to household
2			.Coupons or vouchers sent to household
3			.Payments sent elsewhere
4			.Checks and coupons or vouchers sent to household
5			.Checks sent to household and payments sent elsewhere
6			.Coupons or voucher sent to household and payments sent elsewhere
7			.All three types of assistance

HOUSEHOLD

DATA	SIZE	BEGIN	
D TYPELNH	1	885	
			Are the lunches free or reduced-price
U			Households with 1 or more children 5 to 16 receiving free or reduced-price lunches
V			0 .Not applicable
			1 .Free
			2 .Reduced-price
			3 .Both
D TYPEBRKF	1	886	
			Are the breakfasts free or reduced-price
U			Households with 1 or more children 5 to 16 receiving free or reduced-price breakfasts
V			0 .Not applicable
			1 .Free
			2 .Reduced-price
			3 .Both
*			*
*			Program questions
*			*
D PROGGLES	1	887	
			Check item P1
			Is this the reference person's questionnaire
U			All households
V			0 .Not in universe
			1 .Yes
			2 .No
			3 .Program questions taken from other household x this sample unit
D SC4816	1	888	
			Has this household received energy assistance from the government in the past 4 months
U			All households
V			0 .Not in universe
			1 .Yes
			2 .No - skip to SC4826
*			*
*			The next 3 fields (SC4818 through
*			SC4822) are possible answers to
*			the questions
*			*
*			Was this assistance received in
*			the form of checks, coupons or
*			vouchers sent to this household
*			or were the payments sent directly
*			*

HOUSEHOLD

DATA	SIZE	BEGIN
* to a utility company, fuel dealer, *		
* or landlord *		
* *		
D EC4818	1	859
Checks sent to household		
U Households receiving government energy assistance		
V D .Not marked as a place where payments were sent or not in universe based on response to EC4816		
1 .Marked as a place where payments were sent		
D EC4820	1	890
Coupons or vouchers sent to household		
U Households receiving government energy assistance		
V D .Not marked as a place where payments were sent or not in universe based on response to EC4816		
1 .Marked as a place where payments were sent		
D EC4822	1	891
Payments sent directly to utility company, fuel dealer, or landlord		
U Households receiving government energy assistance		
V D .Not marked as a place where payments were sent or not in universe based on response to EC4816		
1 .Marked as a place where payments were sent		
D EC4824	6	892
What was the total amount of the energy assistance received by this household during the past 4 months		
Range = 0,999999.		
U Households receiving government energy assistance		
V EC0000 .Not in universe		
D EC4826	1	898
Check item P2		
Are there any children 5 to 18 years old who live in the household		

HOUSEHOLD

DATA	SIZE	BEGIN
U All households		
V 0	.Not in Universe	
1	.Yes	
2	.No	
D SC4828	1	899
Do any of the children in this household usually eat a complete hot lunch offered at school?		
U Households with 1 or more children age 5 to 18		
V 0	.Not in universe	
1	.Yes	
2	.No	
D SC4830	2	900
How many children usually eat a complete hot lunch at school Total children = 1,201		
U Households with 1 or more children age 5 to 18		
V 00	.Not in universe	
D SC4832	1	902
Do any of the children receive free or reduced-price lunches this school year because they qualified for the Federal school lunch program?		
U Households with 1 or more children age 5 to 18		
V 0	.Not in universe	
1	.Yes	
2	.No - skip to SC4840	
D SC4834	2	903
How many children receive free or reduced-price lunches Total children = 1,201		
L Households with 1 or more children age 5 to 18		
V 00	.Not in universe	
*		*
*	The next 2 fields (SC4836 through	*
*	SC4838) are possible answers to the	*
*	question.	*
*		*
*	Are the lunches free or are they	*
*	reduced-price	*
*		*

70

HOUSEHOLD

DATA	SIZE	BEGIN
D SC4836	1	905
Free lunch		
U Households with 1 or more children age 5 to 18 receiving free lunch		
V 0 .Not marked as a free lunch or not in universe based on response to SC4832		
1 .Marked as a free lunch		
D SC4838	1	906
Reduced-price lunch		
U Households with 1 or more children age 5 to 18 receiving reduced-price lunch		
V 0 .Not marked as a reduced-price lunch or not in universe based on response to SC4832		
1 .Marked as a reduced-price lunch		
D SC4840	1	907
Do any of the children receive free or reduced-price school breakfasts this school year		
U Households with 1 or more children age 5 to 18		
V 0 .Not in universe		
1 .Yes		
2 .No		
D SC4842	2	908
How many children receive free or reduced-price breakfast		
Total children = 1,201.		
U Households with 1 or more children age 5 to 18		
V 00 .Not in universe		
*		*
*	The next 2 fields (SC4844 through	*
*	SC4846) are possible answers to the	*
*	question:	*
*		*
*	Are the breakfasts free or are they	*
*	reduced-price	*
*		*
D SC4844	1	910
Free breakfast		
U Households with 1 or more children		

DATA	SIZE	BEGIN
age 5 to 18 receiving free breakfast		
V 0		.Not marked as a free breakfast or not in universe based on response to SC4840
1		.Marked as a free breakfast
C SC484A	1	911
Reduced-price breakfast		
U Households with 1 or more children age 5 to 18 receiving reduced-price breakfast		
V 0		.Not marked as a reduced-price breakfast or not in universe based on response to SC4840
1		.Marked as a reduced-price breakfast
*		*
*		Program questions imputation flags
*		*
D PG-IMP06	1	912
Program questions imputation flag 6 imputation of 'SC4816'		
V 0		.Not imputed
1		.Imputed
D PG-IMP07	1	913
Program questions imputation flag 7 imputation of 'SC4818'		
V 0		.Not imputed
1		.Imputed
D PG-IMP08	1	914
Program questions imputation flag 8 imputation of 'SC4820'		
V 0		.Not imputed
1		.Imputed
D PG-IMP09	1	915
Program questions imputation flag 9 imputation of 'SC4822'		
V 0		.Not imputed
1		.Imputed
C PG-IMP10	1	916
Program questions imputation flag 10 imputation of 'SC4824'		
V 0		.Not imputed
1		.Imputed

HOUSE OLD

DATA	SIZE	BEGIN
D PG-IMP11	1	917
Program questions imputation flag 11 imputation of 'SC4828'		
V 0	.Not imputed	
1	.Imputed	
D PG-IMP12	1	918
Program questions imputation flag 12 imputation of 'SC4830'		
V 0	.Not imputed	
1	.Imputed	
D PG-IMP13	1	919
Program questions imputation flag 13 imputation of 'SC4832'		
V 0	.Not imputed	
1	.Imputed	
D PG-IMP14	1	920
Program questions imputation flag 14 imputation of 'SC4834'		
V 0	.Not imputed	
1	.Imputed	
D PG-IMP15	1	921
Program questions imputation flag 15 imputation of 'SC4836'		
V 0	.Not imputed	
1	.Imputed	
D PG-IMP16	1	922
Program questions imputation flag 16 imputation of 'SC4838'		
V 0	.Not imputed	
1	.Imputed	
D PG-IMP17	1	923
Program questions imputation flag 17 imputation of 'SC4840'		
V 0	.Not imputed	
1	.Imputed	
D PG-IMP18	1	924
Program questions imputation flag 18 imputation of 'SC4842'		
V 0	.Not imputed	
1	.Imputed	

DATA	SIZE	BEGIN
D PG-IMP19	1	925
Program questions imputation flag 19 imputation of 'SC4844'		
V 0	.Not imputed	
1	.Imputed	
D PG-IMP20	1	926
Program questions imputation flag 20 imputation of 'SC4844'		
V 0	.Not imputed	
1	.Imputed	
D HH-FILL5	814	927
Blank filler		

FAMILY

DATA	SIZE	BEGIN	
*			*
*			*
*			*
*			*
*			*
D FFSEGNLM	5	1	
			Sequence number of sample unit. Used to identify all persons in the same family in a given month.
			U All sample units
D FF-RCTYP	2	6	
			Record type indicator
			U All families
			V 30.Family record
D FF-RSEQ	2	6	
			Record sequence number within structure and record type
			U All families
D FF-ID	9	10	
			Ident first on number. Unique scrambled combination of the PSL (3 characters); segment (4 characters); and serial (2 characters) numbers of the original sample address.
			U All families
D FF-HHINX	2	19	
			Index of household record to which this family record 'belongs'
			U All families
D FF-MONTH	1	21	
			Month of reference period for which this family is defined. Range = 1,5.
			U All families
D FF-NMBER	2	22	
			Number of persons in this family. Range = 1,30.
			U All families
C FF-PINX	60	24	TABLE
			Indexes of person records of family members.

FAMILY

DATA	SIZE	BEGIN
U All families		
V 00 .None		
01 .One		
02 .Two		
* .		*
* .		*
* .		*
30.Thirty or more		
* .		*
* Family low income cutoff		*
* .		*
D FF-FOV	5	54
Low income cutoff for this family.		
In dollars. Range = 0,30000.		
U All families		
* .		*
* Income aggregates		*
* These aggregates were derived		*
* from income figures that may		*
* have been previously topcoded.		*
* For a further discussion on		*
* topcoding, see the text section		*
* "Topcoding of Income Variables."		*
* .		*
D FF-TOTIN	9	99
Total family income for relevant month		
of the reference period. In dollars.		
Range = -1500000,1500000.		
U All families		
D FF-EARN	7	107
Total family earned income for relevant		
month of the reference period. In		
dollars. Range = 0,1500000.		
U All families		
D FF-PROP	9	114
Total family property income for relevant		
month of the reference period. In dollars.		
Range = -1500000,1500000.		
U All families		
D FF-TRAN	7	122
Total family non-tested cash transfers for		
the relevant month of the reference period.		
In dollars. Range = 0,1500000.		
U All families		

FAMILY

DATA	SIZE	BEGIN
D FF-OTHER	7	129
Total 'other' family income for relevant month of the reference period. In dollars. Range = 0:1500000.		
U All families		
D FFGCSEC	6	136
Total family Social Security income for relevant month of the reference period. In dollars. Range = 0:150000.		
U All families		
D FF-ESI	6	142
Total family Federal supplemental security income (SSI) for relevant month of the reference period. In dollars. Range = 0:150000.		
U All families		
D FF-UNEMP	6	145
Total family unemployment income for relevant month of the reference period. In dollars. Range = 0:150000.		
J All families		
D FF-VETPY	6	154
Total family veterans payments income for relevant month of the reference period. In dollars. Range = 0:150000.		
U All families		
D FF-AFDC	6	160
Total family AFDC income for relevant month of the reference period. In dollars. Range = 0:150000.		
U All families		
D FF-FDSTP	6	166
Total family food stamps income received for relevant month of the reference period. In dollars. Range = 0:150000.		
U All families		
*		*
* Family weight		*
*		*
D FF-FINWT	10	172
Final weight for family head. 4 implied decimals.		

78

FAMILY

DATA	SIZE	BEGIN
Range =0.0,100000.0000		
D All families		
D FF-FILL	1359	182
Blank filler		

PERSON

DATA	SIZE	BEGIN
D PPSEQNUM	5	1
Sequence number of sample unit in which the person resides		
U All sample units		
D PP-RCTYP	2	6
Record type indicator		
U All persons, including children		
V 40 Person record		
D PP-RCSEQ	2	8
Record sequence number within sample unit and record type		
U All persons, including children		
D PP-ID	9	10
Identification number, Unique scrambled combination of the PSU (3 characters), segment (4 characters), and serial (2 characters) numbers of the original sample address.		
U All persons, including children		
D PP-WAVE	1	19
Wave of data collection		
U All persons, including children		
D PP-ADD-1	2	20
Current address ID identifying the household this person occupied - month 1		
U All persons, including children		
V 00 Not a sample person this month		
D PP-ADD-2	2	22
Current address ID identifying the household this person occupied - month 2		
U All persons, including children		
V 00 Not a sample person this month		
D PP-ADD-3	2	24
Current address ID identifying the household this person occupied - month 3		
U All persons, including children		
V 00 Not a sample person this month		

80

PERSON

DATA	SIZE	BEGIN
D PP-ADD-4	2	26
Current address ID identifying the household this person occupied - month 4		
U All persons, including children		
V 00 .Not a sample person this month		
D PP-ADD-5	2	28
Address ID identifying the household this person occupied - interview month		
U All persons, including children		
V 00 .Not a sample person this month		
D PP-INTW	1	30
Person's interview status		
U All persons, including children		
V 0 .Not applicable (children under 15)		
1 .Interview (self)		
2 .Interview (proxy)		
3 .Noninterview - type Z refusal		
4 .Noninterview - type Z other		
D PP-MIS-1	1	31
Person's interview status - month 1		
U All persons, including children		
V 1 .Interview		
2 .Noninterview		
D PP-MIS-2	1	32
Person's interview status - month 2		
U All persons, including children		
V 1 .Interview		
2 .Noninterview		
D PP-MIS-3	1	33
Person's interview status - month 3		
U All persons, including children		
V 1 .Interview		
2 .Noninterview		
D PP-MIS-4	1	34
Person's interview status - month 4		
U All persons, including children		
V 1 .Interview		
2 .Noninterview		
D PP-MIS-5	1	35
Person's interview status -		

PERSON

DATA	SIZE	BEGIN
interview month		
U All person's, including children		
V 1 .Interview		
2 .Noninterview		
D PP-ENTRY	2	36
Edited entry address ID		
Address ID of the household that this person belonged to at the time this person first became part of the sample		
U All persons, including children		
D PP-PNLM	3	38
Edited person number		
U All persons, including children		
D PP-HH-1	2	41
Index of the household record that defines the household that the person belonged to for month 1		
U All persons, including children		
V 00 .Not a sample person this month		
* Example: *		
* If PP-HH-1 = 2 for a person, that *		
* person was a member of the household *		
* with a value of 2 in the field *		
* HH-RCSG, during the first month of *		
* the reference period. *		
* *		
D PP-HH-2	2	43
Index of the household record that defines the household that the person belonged to for month 2		
U All persons, including children		
V 00 .Not a sample person this month		
D PP-HH-3	2	45
Index of the household record that defines the household that the person belonged to for month 3		
U All persons, including children		
V 00 .Not a sample person this month		
D PP-HH-4	2	47
Index of the household record that defines the household that the person belonged to for month 4		
U All persons, including children		
V 00 .Not a sample person this month		

PERSON:

DATA	SIZE	BEGIN
D PP-HHS	2	49
Index of the household record that defines the household that the person belonged to for the interview month		
U All persons, including children		
V 00 .Not a sample person this month		
D PP-FAM-1	2	51
Index of the family record that defines the family that the person belonged to for month 1		
U All persons, including children		
V 00 .Not a sample person this month		
D PP-FAM-2	2	53
Index of the family record that defines the family that the person belonged to for month 2		
U All persons, including children		
V 00 .Not a sample person this month		
D PP-FAM-3	2	55
Index of the family record that defines the family that the person belonged to for month 3		
U All persons, including children		
V 00 .Not a sample person this month		
D PP-FAM-4	2	57
Index of the family record that defines the family that the person belonged to for month 4		
U All persons, including children		
V 00 .Not a sample person this month		
D PP-SUB-1	2	59
Index of the family record that defines the related subfamily that the person belonged to for month 1		
U All persons, including children		
V 00 .Not a sample person this month		
D PP-SUB-2	2	61
Index of the family record that defines the related subfamily that the person belonged to for month 2		
U All persons, including children		
V 00 .Not a sample person this month		

PERSON

DATA	SIZE	BEGIN
D PP-SLB-3	2	63
Index of the family record that defines the related subfamily that the person belonged to for month 3		
U All persons, including children		
V 00 .Not a sample person this month		
D PP-SLB-4	2	65
Index of the family record that defines the related subfamily that the person belonged to for month 4		
U All persons, including children		
V 00 .Not a sample person this month		
D PP-1STWS	2	67
Index of first wage and salary record for this person		
U Persons 15 years old or older		
V 00 .Indicates the person has no wage and salary records		
D PP-LSTWS	2	69
Index of last wage and salary record for this person		
U Persons 15 years old or older		
V 00 .Indicates the person has no wage and salary records		
D PP-1STSE	2	71
Index of first self-employment record for this person		
U Persons 15 years old or older		
V 00 .Indicates the person has no self-employment records		
D PP-LSTSE	2	73
Index of last self-employment record for this person		
U Persons 15 years old or older		
V 00 .Indicates the person has no self-employment records		
D PP-1STG1	2	75
Index of first general amounts type-1 record for this person		
U Persons 15 years old or older		
V 00 .Indicates the person has no general amounts type-1 records		

PERSON

DATA	SIZE	BEGIN
D PP-LSTG1	2	77
Index of last general amounts type-1 record for this person. All type-1 records for a person will be grouped together so that all records between PP-1STG1 and PP-LSTG1 belong to that person.		
J Persons 15 years old or older		
V 00 .Indicates the person has no general amounts type-1 records.		
D PP-INXG2	2	79
Index of general amounts type-2 record for this person.		
U Persons 15 years old or older		
V 00 .Indicates the person has no general amounts type-2 record		
*		*
*	Person weights and factors	*
*	by months 1-4 and interview month	*
*		*
D FNLWGT-1	10	81
Weight for the person - month 1. 4 implied decimals.		
U All persons; including children		
D FNLWGT-2	10	91
Weight for the person - month 2. 4 implied decimals.		
U All persons; including children		
D FNLWGT-3	10	101
Weight for the person - month 3. 4 implied decimals.		
U All persons; including children		
D FNLWGT-4	10	111
Weight for the person - month 4. 4 implied decimals.		
U All persons; including children		
D FNLWGT-5	10	121
Weight for the person - interview data. 4 implied decimals.		
U All persons; including children		
*		*
*	Demographic characteristics from	*

PERSON

DATA	SIZE	BEGIN
* previous wave		*
*		*
D PW-ADDID	2	131
Previous wave address ID		
U All persons, including children		
V 00 .Not applicable (Person not in sample previous wave)		
D PW-RRP	1	133
Previous wave relationship to reference person		
U All persons, including children		
V 0 .Nonrelative of reference person with no own relatives in household		
1 .Reference person with relatives in household		
2 .Reference person with no relatives in household		
3 .Husband of reference person		
4 .Wife of reference person		
5 .Own child (son or daughter) of reference person		
6 .Parent of reference person		
7 .Brother/Sister of reference person		
8 .Other relative of reference person		
9 .Nonrelative of reference person with own relatives in household		
D PW-MBS	1	134
Previous wave marital status		
U Persons 15 years old or older		
V 0 .Not applicable		
1 .Married, spouse present		
2 .Married, spouse absent		
3 .Widowed		
4 .Divorced		
5 .Separated		
6 .Never married		
9 .Not answered		
D PW-NSP	3	135
Previous wave person number of spouse		
U Persons 15 years old or older		
V -99 .Not answered		
000 .Not in universe		
999 .Not applicable		
D PW-PPF	3	138
Previous wave person number of parent		

PERSON

DATA	SIZE	ERRORS
2 .Household reference person living alone or with only nonrelatives (primary individual)		
3 .Spouse of household reference person		
4 .Child of household reference person		
5 .Other relative of household reference person		
6 .Nonrelative of household reference person but related to others in the household - member of an unrelated sub (secondary) family		
7 .Nonrelative of household reference person and not related to anyone else in the household (secondary individual)		
D RRP-2	1	145
Edited relationship to reference person - month 2		
U All persons, including children		
V 0 .Not a sample person this month		
1 .Household reference person, living with relatives		
2 .Household reference person living alone or with only nonrelatives (primary individual)		
3 .Spouse of household reference person		
4 .Child of household reference person		
5 .Relative of household reference other person		
6 .Nonrelative of household reference person but related to others in the household - member of an unrelated sub (secondary) family		
7 .Nonrelative of household reference person and not related to anyone else in the household (secondary individual)		
D RRP-3	1	146
Edited relationship to reference person - month 3		
U All persons, including children		
V 0 .Not a sample person this month		
1 .Household reference person, living with relatives		
2 .Household reference person living alone or with only nonrelatives (primary individual)		
3 .Spouse of household reference person		
4 .Child of household reference person		

PERSON

DATA	SIZE	BEGIN
5 .Other relative of household reference person		
6 .Nonrelative of household reference person but related to others in the household - member of an unrelated sub (secondary) family		
7 .Nonrelative of household reference person and not related to anyone else in the household (secondary individual)		
D RRP-4	1	147
Edited relationship to reference person - month 4		
U All persons, including children		
V 0 .Not a sample person this month		
1 .Household reference person; living with relatives		
2 .Household reference person living alone or with only nonrelatives (primary individual)		
3 .Spouse of household reference person		
4 .Child of household reference person		
5 .Other relative of household reference person		
6 .Nonrelative of household reference person but related to others in the household - member of an unrelated sub (secondary) family		
7 .Nonrelative of household reference person and not related to anyone else in the household (secondary individual)		
D RRP-5	1	148
Edited relationship to reference person - interview date		
U All persons, including children		
V 0 .Not a sample person this month		
1 .Household reference person; living with relatives		
2 .Household reference person living alone or with only nonrelatives (primary individual)		
3 .Spouse of household reference person		
4 .Child of household reference person		
5 .Other relative of household reference person		
6 .Nonrelative of household reference person but related to others in the		

PERSON

DATA	SIZE	BEGIN
------	------	-------

household - member of an unrelated
sub (secondary) family

7 Nonrelative of household reference
person and not related to anyone else
in the household (secondary individual)

D AGE-1	2	149
---------	---	-----

Edited and imputed age as of last
birthday. Age in years. Month 1

U All persons, including children

V 00 .Less than 1 full year or not a
sample person this month

65 .65 years old or older

D AGE-2	2	151
---------	---	-----

Edited and imputed age as of last
birthday. Age in years. Month 2

U All persons, including children

V 00 .Less than 1 full year or not a
sample person this month

65 .65 years old or older

D AGE-3	2	153
---------	---	-----

Edited and imputed age as of last
birthday. Age in years. Month 3

U All persons, including children

V 00 .Less than 1 full year or not a
sample person this month

65 .65 years old or older

D AGE-4	2	155
---------	---	-----

Edited and imputed age as of last
birthday. Age in years. Month 4

U All persons, including children

V 00 .Less than 1 full year or not a
sample person this month

65 .65 years old or older

D AGE-5	2	157
---------	---	-----

Edited and imputed age as of last
birthday. Age in years. Interview
month

U All persons, including children

V 00 .Less than 1 full year or not a
sample person this month

65 .65 years old or older

D SEX	1	159
-------	---	-----

Sex of this person

90

PERSON

DATA	SIZE	BEGIN
Edited and imputed		
U All persons, including children		
V 1 .Male		
2 .Female		
D RACE	1	160
Race of this person		
Edited and imputed		
U All persons, including children		
V 1 .White		
2 .Black		
3 .American Indian, Eskimo or Aleut		
4 .Asian or Pacific Islander		
D MS-1	1	161
Marital status - month 1		
If a person's marital status changed during any month, the marital status shown is the status maintained for the greatest part of the month.		
Edited and imputed		
U Persons 15 years old or older		
V 0 .Not a sample person this month		
1 .Married, spouse present		
2 .Married, spouse absent		
3 .Widowed		
4 .Divorced		
5 .Separated		
6 .Never married		
D MS-2	1	162
Marital status - month 2		
If a person's marital status changed during any month, the marital status shown is the status maintained for the greatest part of the month.		
Edited and imputed		
U Persons 15 years old or older		
V 0 .Not a sample person this month		
1 .Married, spouse present		
2 .Married, spouse absent		
3 .Widowed		
4 .Divorced		
5 .Separated		
6 .Never married		
D MS-3	1	163
Marital status - month 3		

DATA SIZE BEGIN

If a person's marital status changed during any month, the marital status shown is the status maintained for the greatest part of the month.

Edited and imputed

U Persons 15 years old or older

V 0 .Not a sample person this month

1 .Married, spouse present

2 .Married, spouse absent

3 .Widowed

4 .Divorced

5 .Separated

6 .Never married

0 MS-4 1 164

Marital status - month 4

If a person's marital status changed during any month, the marital status shown is the status maintained for the greatest part of the month.

Edited and imputed

U Persons 15 years old or older

V 0 .Not a sample person this month

1 .Married, spouse present

2 .Married, spouse absent

3 .Widowed

4 .Divorced

5 .Separated

6 .Never married

0 MS-5 1 165

Marital status - interview date -

Edited and imputed

U Persons 15 years old or older

V 0 .Not a sample person this month

1 .Married, spouse present

2 .Married, spouse absent

3 .Widowed

4 .Divorced

5 .Separated

6 .Never married

0 FAMTYF-1 1 166

Family type to which this person belongs - month 1

U All persons, including children

V 0 .Primary family or not a sample person this month

1 .Secondary individual (not a family)

PERSON

DATA	SIZE	BEGIN
		member)
		2 .Unrelated sub (secondary) family
		3 .Related subfamily
		4 .Primary individual
D FAMTYP-2	1	167
		Family type to which this person belongs - month 2
		U All persons, including children
V 0		.Primary family or not a sample person this month
		1 .Secondary individual (not a family member)
		2 .Unrelated sub (secondary) family
		3 .Related subfamily
		4 .Primary individual
D FAMTYP-3	1	168
		Family type to which this person belongs - month 3.
		U All persons, including children
V 0		.Primary family or not a sample person this month
		1 .Secondary individual (not a family member)
		2 .Unrelated sub (secondary) family
		3 .Related subfamily
		4 .Primary individual
D FAMTYP-4	1	169
		Family type to which this person belongs - month 4
		U All persons, including children
V 0		.Primary family or not a sample person this month
		1 .Secondary individual (not a family member)
		2 .Unrelated sub (secondary) family
		3 .Related subfamily
		4 .Primary individual
D FAMTYP-5	1	170
		Family type to which this person belongs - interview data
		U All persons, including children
V 0		.Primary family or not a sample person this month
		1 .Secondary individual (not a family

PERSON

DATA	SIZE	BEGIN
member)		
2	.Unrelated sub (secondary) family	
3	.Related subfamily	
4	.Primary individual	
D FAMREL-1	1	171
	Sub/secondary family relationship code - month 1	
U	All persons, including children	
V 0	.Not applicable (person not in related subfamily or unrelated secondary family) or not a sample person this month	
1	.Reference person of family	
2	.Spouse of family reference person	
3	.Child of family reference person	
4	.Other relative of family reference person	
D FAMREL-2	1	172
	Sub/secondary family relationship code - month 2	
U	All persons, including children	
V 0	.Not applicable (person not in related subfamily or unrelated secondary family) or not a sample person this month	
1	.Reference person of family	
2	.Spouse of family reference person	
3	.Child of family reference person	
4	.Other relative of family reference person	
D FAMREL-3	1	173
	Sub/secondary family relationship code - month 3	
U	All persons, including children	
V 0	.Not applicable (person not in related subfamily or unrelated secondary family) or not a sample person this month	
1	.Reference person of family	
2	.Spouse of family reference person	
3	.Child of family reference person	
4	.Other relative of family reference person	
D FAMREL-4	1	174
	Sub/secondary family relationship code - month 4	
U	All persons, including children	
V 0	.Not applicable (person not in related	

PERSON

DATA	SIZE	BEGIN
subfamily or unrelated secondary family) or not a sample person this month 1 .Reference person of family 2 .Spouse of family reference person 3 .Child of family reference person 4 .Other relative of family reference person		
<input type="checkbox"/> FAMREL-5	1	175
Sub/secondary family relationship code - interview date <input type="checkbox"/> All persons, including children <input checked="" type="checkbox"/> .Not applicable (person not in related subfamily or unrelated secondary family) or not a sample person this month 1 .Reference person of family 2 .Spouse of family reference person 3 .Child of family reference person 4 .Other relative of family reference person		
<input type="checkbox"/> FAMLM-1	1	176
Sub/secondary family number - month 1. Range = 0-6 <input type="checkbox"/> All persons, including children <input checked="" type="checkbox"/> .Not applicable (person not in related subfamily or unrelated secondary family) or not a sample person this month		
<input type="checkbox"/> FAMLM-2	1	177
Sub/secondary family number - month 2 Range =0-6 <input type="checkbox"/> All persons, including children <input checked="" type="checkbox"/> .Not applicable (person not in related subfamily or unrelated secondary family) or not a sample person this month		
<input type="checkbox"/> FAMLM-3	1	178
Sub/secondary family number - month 3 Range=0-6 <input type="checkbox"/> All persons, including children <input checked="" type="checkbox"/> .Not applicable (person not in related subfamily or unrelated secondary family) or not a sample person this month		
<input type="checkbox"/> FAMLM-4	1	179
Sub/secondary family number - month 4 Range=0-6		



PERSON

DATA	SIZE	BEGIN
U All persons, including children		
V 0 .Not applicable (person not in related subfamily or unrelated secondary family) or not a sample person this month		
D FAMNUM-5	1	180
Sub/secondary family number - interview date. Range = 0,6		
U All persons, including children		
V 0 .Not applicable (person not in related subfamily or unrelated secondary family) or not a sample person this month		
D PCP-STAT	1	181
Population status. This field identifies whether or not a person was eligible to be asked a full set of questions, based on his/her age at time of interview.		
U All persons, including children		
V 1 .Adult (15 years of age or older)		
2 .Child (Under 15 at interview)		
D FNSP-1	3	182
Person number of spouse - month 1		
U Persons 15 years old or older		
V 000 .Not a sample person this month		
999 .Not applicable		
D FNSP-2	3	185
Person number of spouse - month 2		
U Persons 15 years old or older		
V 000 .Not a sample person this month		
999 .Not applicable		
D FNSP-3	3	188
Person number of spouse - month 3		
U Persons 15 years old or older		
V 000 .Not a sample person this month		
999 .Not applicable		
D FNSP-4	3	191
Person number of spouse - month 4		
U Persons 15 years old or older		
V 000 .Not a sample person this month		
999 .Not applicable		
D FNSP-5	3	194
Person number of spouse - interview date		

PERSON

DATA	SIZE	BEGIN
U Persons 15 years old or older		
V 000 .Not a sample person this month		
999.Not applicable		
D PNPT-1	3	197
Person number of parent - month 1		
U Persons 15 years old or older		
V 000 .Not a sample person this month		
999.Not applicable		
D PNPT-2	3	200
Person number of parent - month 2		
U Persons 15 years old or older		
V 000 .Not a sample person this month		
999.Not applicable		
D PNPT-3	3	203
Person number of parent - month 3		
U Persons 15 years old or older		
V 000 .Not a sample person this month		
999.Not applicable		
D PNPT-4	3	206
Person number of parent - month 4		
U Persons 15 years old or older		
V 000 .Not a sample person this month		
999.Not applicable		
D PNPT-5	3	209
Person number of parent - interview date		
U Persons 15 years old or older		
V 000 .Not a sample person this month		
999.Not applicable		
D VETSTAT	1	212
Did this person ever serve on active duty in the U.S. Armed Forces		
U Persons 15 years old or older		
V 0 .Not applicable (under 15) or not in sample		
1 .Yes		
2 .No		
D MGRADE	2	213
What is the highest grade or year of regular school this person attended		
U Persons 15 years old or older		

PERSON

DATA	SIZE	BEGIN
V 00. Not applicable if under 15, did not attend, or attended only kindergarten		
# 01-08 .Elementary *		
# 09-12 .High school *		
# 21-26 .College *		
D GRD-CMPL 1 215		
Did he/she complete that grade		
U Persons 15 years old or older		
V 0 .Not applicable if under 15, did not attend, or attended only kindergarten		
1 .Yes		
2 .No		
D ETHNICITY 2 216		
Ethnic origin		
U All persons, including children		
V 01. German		
02. English		
03. Irish		
04. French		
05. Italian		
06. Scottish		
07. Polish		
08. Dutch		
09. Swedish		
10. Norwegian		
11. Russian		
12. Ukrainian		
13. Welsh		
14. Mexican-American		
15. Chicano		
16. Mexican		
17. Puerto Rican		
18. Cuban		
19. Central or South American (Spanish)		
20. Other Spanish		
21. Afro-American (Black or Negro)		
30. Another group not listed		
39. Don't know		
D IN-AR 1 218		
Is this person currently in the Armed Forces		
U Persons 15 years old or older		
V 0 .Not applicable		
1 .Yes		

PERSON

DATA	SIZE	BEGIN
2 .No		
* * * * *		
* Preeditd control card section *		
* * * * *		
D U-ENTRY	2	219
Preeditd entry address 1,3.		
Control card item 17		
U All persons, including children		
D U-PNUM	3	221
Preeditd person number		
Control card item 18		
U All persons, including children		
D U-RRP	1	224
Preeditd relationship to reference person.		
Control card item 193		
U All persons, including children		
V 1 .Reference person with relatives in HH		
2 .Reference person with no rel. in HH		
3 .Husband of reference person		
4 .Wife of reference person		
5 .Own child of reference person		
6 .Parent of reference person		
7 .Brother/sister of reference person		
8 .Other relative of reference person		
9 .Nonrelative of reference person with own relatives in HH		
0 .Nonrelative of reference person with no own relatives in HH		
D U-HH-MEM	1	225
Preeditd household member status		
Control card item 20		
U All persons, including children		
V 1 .Yes - current HH member		
2 .No		
* * * * *		
* The next 6 fields consist of 4 pairs. *		
* The first field in each pair gives *		
* information recorded on the control *		
* card of the household the person left *		
* after the previous wave. The second *		
* field in each pair gives information *		
* repeated on the control card of the *		
* current household. *		
* * * * *		

PERSON

DATA	SIZE	BEGIN
D U-REALFT	2	226
Preeditd reason for leaving previous wave address. Control card item 23		
U All persons, including children		
V 00	.Not applicable (person did not move or not in sample previous wave) or not answered	
05	.Left - deceased	
06	.Left - institutionalized	
07	.Left - living in Armed Forces barracks	
08	.Left - moved outside of country	
09	.Left - separation or divorce	
10	.Left - person 201 or greater no longer living with a sample person	
11	.Left - other	
99	.Interviewed in previous wave but not in sample	
D U-REACT	2	228
Preeditd reason for entering current address. Control card item 23		
U All persons, including children		
V 00	.Not applicable (person did not move or person no longer in sample) or not answered	
01	.Entered - birth	
02	.Entered - marriage	
03	.Entered - other	
04	.Entered (before sample people)	
12	.Entered merged household	
13	.Reentered household	
D U-MONLFT	2	230
Preeditd month left previous wave address. Control card item 23.		
Range = 0,12		
U All persons, including children		
V 00	.Not applicable (person did not move or not in sample previous wave)	
D U-MONENT	2	232
Preeditd month entered current address. Control card item 23. Range = 0,12		
U All persons, including children.		
V 00	.Not applicable (person did not move or person no longer in sample)	
D U-DAYLFT	2	234
Preeditd day left previous wave address.		

100

PERSON

DATA	SIZE	BEGIN
		Control card item 23. Range = 0,30
U		All persons, including children
V 00		.Not applicable (person did not move or not in sample previous wave)
0 U-DAYENT	2	236
		Preeditd day entered current address.
		Control card item 23. Range = 0,31
U		All persons, including children
V 00		.Not applicable (person did not move or person no longer in sample)
0 CC-ACFT	2	238
		Control card address ID of previous wave
U		All persons, including children
V 00		.Not applicable (person did not move or not in sample previous wave)
0 CC-AGENT	2	240
		Control card address ID of current wave
U		All persons, including children
V 00		.Not applicable (person did not move or person no longer in sample)
0 U-BIRTHYR	4	242
		Preeditd year of birth.
		Control card item 24
U		All persons, including children
V -00?		.Not answered
		1900.Born 1900 or earlier
0 U-FNPT	3	244
		Preeditd person number of parent.
		Control card item 25
U		Persons 15 years old or older
V -0?		.Not answered
0 U-MS	1	249
		Preeditd marital status.
		Control card item 26A
U		Persons 15 years old or older
V 0		.Not applicable
		1 .Married - spouse present
		2 .Married - spouse absent
		3 .Widowed
		4 .Divorced
		5 .Separated

PERSON

DATA	SIZE	BEGIN
6 .Never married		
9 .Not answered		
D U-FNEP	3	250
Predited person number of spouse		
Control card item 26B		
U	Persons 15 years old or older	
V -09	.Not answered	
000	.Not applicable	
D U-FNED	3	253
Predited person number of designated		
parent or guardian.		
Control card item 27		
U	Persons 15 years old or older	
V -09	.Not answered	
000	.Not applicable	
D U-SEX	1	256
Predited sex code.		
Control card item 28		
U	All persons, including children	
V 1	.Male	
2	.Female	
9	.Not answered	
D U-RACE	1	257
Predited race code.		
Control card item 29		
U	All persons, including children	
V 1	.White	
2	.Black	
3	.American Indian, Eskimo or Alut	
4	.Asian or Pacific Islander	
5	.Other	
9	.Not answered	
D U-ORIGIN	2	258
Unedited ethnic origin code.		
Control card item 30		
U	All persons, including children	
V -9	.Not answered	
01	.German	
02	.English	
03	.Irish	
04	.French	
05	.Italian	
06	.Scottish	
07	.Polish	

PERSON

DATA	SIZE	BEGIN
08 .Dutch		
09 .Swedish		
10 .Norwegian		
11 .Russian		
12 .Ukrainian		
13 .Welsh		
14 .Mexican-American		
15 .Chicano		
16 .Mexican		
17 .Puerto Rican		
18 .Cuban		
19 .Central or South American (Spanish speaking)		
20 .Other Spanish		
21 .Afro-American (Black or Negro)		
30 .Another group not listed		
39 .Don't know		
D JH-IGRDE	2	260
Unedited highest grade of school attended. Control card item 31A		
U Persons 15 years old or older		
V -9 .Not answered		
00 .Not applicable; did not attend; attended only kindergarten		
* 01-08 .Elementary	*	
* 09-12 .High school	*	
* 21-25 .College	*	
*	*	
D U-COMPL	1	262
Was highest grade completed.		
Unedited - control card item 31B		
U Persons 15 years old or older		
V 0 .Not applicable		
1 .Yes		
2 .No		
9 .Not answered		
D U-VET	1	263
Unedited veteran status.		
Control card item 32A		
U Persons 15 years old or older		
V 0 .Not applicable		
1 .Yes		
2 .No		
9 .Not answered		

DATA	SIZE	BEGIN
D U-ERVOTE	1	264
Unedited period of service. Control card item 32B		
U Persons 15 years old or older		
V 0 .Not applicable		
1 .Vietnam era (Aug'64-Apr'75)		
2 .Korean conflict (June'50-Jan'55)		
3 .World war II (Sept'40-July'47)		
4 .World war I (Apr'17-Nov'18)		
5 .May 1975 or later		
6 .Other service		
9 .Not answered		
D U-AF	1	265
Currently in Armed Forces - unedited control card item 32C		
U Persons 15 years old and older		
V 0 .Not applicable		
1 .Yes		
2 .No		
9 .Not answered		
D U-SSNOK	1	266
Reason unedited Social Security number (U-SSN) is not provided - unedited control card item 33C		
U All persons, including children		
V 0 .Not answered		
1 .Don't know		
2 .Refusal		
3 .None		
D TRN-CODE	90	267 TABLE
Code number from transcription page of control card - unedited Note - this data item consists of 30 fields (code range 001-992) of 3 characters each.		
J Persons 15 years old or older		
V 000 .Not answered		
* 001-075 .Income source codes (see *		
* appendix A-1) *		
100 .Regular/passbook savings		
101 .Money market deposit accounts		
102 .Certificates of deposits		
103 .NOW; Super NOW accounts		
104 .Money market funds		
105 .U.S. government securities		
106 .Municipal or corporate bonds		

DATA	SIZE	BEGIN
was received in wave 4		
U Persons 15 years old or older		
V 0 .NA; not received		
1 .Received in wave 4		
D TRN-WAV5	30	537 TABLE
Indication that corresponding 'TRN-Code'		
was received in wave 5		
U Persons 15 years old or older		
V 0 .NA; not received		
1 .Received in wave 5		
D TRN-WAV6	30	567 TABLE
Indication that corresponding 'TRN-Code'		
was received in wave 6		
U Persons 15 years old or older		
V 0 .NA; not received		
1 .Received in wave 6		
D TRN-WAV7	30	597 TABLE
Indication that corresponding 'TRN-Code'		
was received in wave 7		
U Persons 15 years old or older		
V 0 .NA; not received		
1 .Received in wave 7		
D TRN-WAV8	30	627 TABLE
Indication that corresponding 'TRN-Code'		
was received in wave 8		
U Persons 15 years old or older		
V 0 .NA; not received		
1 .Received in wave 8		
D TRN-WAV9	30	657 TABLE
Indication that corresponding 'TRN-Code'		
was received in wave 9		
U Persons 15 years old or older		
V 0 .NA; not received		
1 .Received in wave 9		
* * *		
* The following source code fields are *		
* from the merged household match table *		
* * *		
D PREV-ID	9	687
Unique scrambled combination of the		
previous PSI (3 characters), segment		
(2 characters), and serial (4 characters)		
numbers. Applies only to persons in ar		

PERSON

DATA	SIZE	BEGIN
original sample unit who joined another sample unit.		
U All persons, including children		
V 0 .Not in universe		
D SC0064	2	696
Previous identification entry address ID		
Applies only to persons in an original sample unit who joined another sample unit.		
U All persons, including children		
V 00 .Not in universe		
C SC0066	3	698
Previous identification person number		
Applies only to persons in an original sample unit who joined another sample unit.		
U All persons, including children		
V 000 .Not in universe		
*		*
* Income aggregates by months 1-4		*
*		*
D PP-TOT-1	8	701
Total person's income for month 1.		
In dollars. Range = -1500000,1500000.		
U Persons 15 years old or older		
D PP-TOT-2	8	709
Total person's income for month 2.		
In dollars. Range = -1500000,1500000.		
U Persons 15 years old or older		
D PP-TOT-3	8	717
Total person's income for month 3.		
In dollars. Range = -1500000,1500000.		
U Persons 15 years old or older		
D PP-TOT-4	8	725
Total person's income for month 4.		
In dollars. Range = -1500000,1500000.		
U Persons 15 years old or older		
D PP-EAR-1	7	733
Total person's earned income for month 1.		
In dollars. Range = 0,1500000.		
U Persons 15 years old or older		
D PP-EAR-2	7	740
Total person's earned income for month 2.		

PERSON

DATA	SIZE	BEGIN
In dollars. Range = 0,1500000.		
U		Persons 15 years old or older
D PP-EAR-3	7	747
Total person's earned income for month 3.		
In dollars. Range = 0,1500000.		
U		Persons 15 years old or older
D PP-EAR-4	7	754
Total person's earned income for month 4.		
In dollars. Range = 0,1500000.		
U		Persons 15 years old or older
D PP-PRC-1	8	761
Total property (asset) income for month 1.		
In dollars. Range = -1500000,1500000.		
U		Persons 15 years old or older
D PP-PRC-2	8	769
Total property (asset) income for month 2.		
In dollars. Range = -1500000,1500000.		
U		Persons 15 years old or older
D PP-PRC-3	8	777
Total property (asset) income for month 3.		
In dollars. Range = -1500000,1500000.		
U		Persons 15 years old or older
D PP-PRC-4	8	785
Total property (asset) income for month 4.		
In dollars. Range = -1500000,1500000.		
U		Persons 15 years old or older
D PP-TRA-1	7	793
Total person's guaranteed cash transfer for month 1.		
In dollars. Range = 0,1500000.		
U		Persons 15 years old or older
D PP-TRA-2	7	800
Total person's guaranteed cash transfer for month 2.		
In dollars. Range = 0,1500000.		
U		Persons 15 years old or older
D PP-TRA-3	7	807
Total person's guaranteed cash transfer for month 3.		
In dollars. Range = 0,1500000.		
U		Persons 15 years old or older
D PP-TRA-4	7	814
Total person's guaranteed cash transfer for month 4.		

PERSON

DATA	SIZE	BEGIN
month 4. In dollars. Range = 0,1500000.		
U Persons 15 years old or older		
D PP-OTH-1	7	821
Total person's other income for month 1. In dollars. Range = 0,1500000.		
U Persons 15 years old or older		
D PP-OTH-2	7	828
Total person's other income for month 2. In dollars. Range = 0,1500000.		
U Persons 15 years old or older		
D PP-OTH-3	7	835
Total person's other income for month 3. In dollars. Range = 0,1500000.		
U Persons 15 years old or older		
D PP-OTH-4	7	842
Total person's other income for month 4. In dollars. Range = 0,1500000.		
U Persons 15 years old or older		
* *		*
* Reciprocity/asset arrays		*
* *		*
D RECIPSUM	75	849
Income reciprocity summary There are 75 fields allocated for this summary. Character location is listed beside each field used. Fields not used are zero filled, except character location 923 is blank if person is not an adult.		
*849 .Social Security		
*850 .Railroad retirement		
*851 .Federal Supplemental Security Inc (SSI)		
*853 .State unemployment compensation		
*854 .Supplemental unemployment benefits		
*855 .Other unemployment compensation		
*856 .Veterans compensation or pensions		
*858 .Workers compensation benefits		
*860 .Employer or union temporary sickness policy		
*861 .Payments from a sickness, accident, or * disability insurance policy purchased * on your own		
*866 .Aid to families with dependent		

DATA	SIZE	BEGIN
* children (AFDC, ADC)		
*867 .General assistance or general relief		
*871 .Foster child care payments		
*872 .Other welfare		
*873 .WIC		
*875 .Food stamps		
*876 .Child support payments		
*877 .Alimony payments		
*878 .Pension from company or union		
*879 .Federal civil service or other Federal		
* civilian employee pensions		
*880 .U.S. military retirement pay		
*882 .State government pensions		
*883 .Local government pensions		
*884 .Income from paid up life insurance		
* policy or annuities		
*885 .Estates and trusts		
*886 .Other payments for retirement,		
* disability or survivor		
*888 .GI Bill education benefits		
*898 .Income assistance from a charitable		
group		
*899 .Money from relatives or friends		
*900 .Lump sum payments		
*901 .Income from roomers or boarders		
*902 .National Guard or reserve pay		
*903 .Incidental or casual earnings		
*904 .Other cash income not included elsewhere		
*923 .Recorded for confidentiality (ISS codes		
4, 9, 11, 22, 33). The possible		
answers in each field are listed below:		
U Persons 15 years old or older		
V 0 .Not applicable		
1 .Yes		
2 .No		

DATA	SIZE	BEGIN
D ASSETSUM	13	924
Asset ownership summary. There are 13 (1-digit) fields defined below. Character location is listed beside each field.		
*924 .ISS Code 100 - savings accounts		
*925 .ISS Code 101 - money market accounts		
*926 .ISS Code 102 - certificates of deposit		
*927 .ISS Code 103 - NOW accounts		
*928 .ISS Code 104 - money market funds		
*929 .ISS Code 105 - U.S. government securities		
*930 .ISS Code 106 - municipal or corporate bonds		

110

PERSON

DATA SIZE BEGIN

*931 .ISS Code 107 - other interest earning
assets

*932 .ISS Code 110 - stocks or mutual funds

*933 .ISS Code 120 - rental property

*934 .ISS Code 130 - mortgages

*935 .ISS Code 140 - royalties

*936 .ISS Code 150 - other financial investments

The possible answers in each field are:

- Persons 15 years old or older
- None applicable
- 1 .Yes
- 2 .No

INC-LIB1 12 937

Residency indicators cleared by consistency
edits for which an amount section exists.
(There are 6 fields (2-character each).)

Responses are selected from the following:

- Persons 15 years old or older
- None
- 01 .Social Security
- 02 .Railroad retirement
- 03 .Federal Supplemental Security Income (SSI)
- 04 .State unemployment compensation
- 06 .Supplemental unemployment benefits
- 07 .Other unemployment compensation
- 08 .Veterans compensation or pensions
- 10 .Workers compensation
- 12 .Employer or union temporary disability
policy
- 13 .Payments from a sickness, accident, or
disability insurance policy purchased
on your own
- 20 .Aid to families with dependent
children (AFDC, ADC)
- 21 .General assistance or general relief
- 23 .Foster child care payments
- 24 .Other welfare
- 25 .WIC
- 27 .Food stamps
- 28 .Child support payments
- 29 .Alimony payments
- 30 .Pension from company or union
- 31 .Federal civil service or other Federal
civilian employee pensions
- 32 .U. S. military net retired pay
- 34 .State government pensions
- 35 .Local government pensions

DATA	SIZE	BEGIN
36 .Income from paid up life insurance policy or annuities		
37 .Estates and trusts		
38 .Other payments for retirement; disability or survivor		
40 .GI Bill education benefits		
50 .Income assistance from a charitable group		
51 .Money from relatives or friends		
52 .Lump sum payments		
53 .Income from roomers or boarders		
54 .National Guard or reserve pay		
55 .Incidental or casual earnings		
56 .Other cash income not included elsewhere		
75 .Recorded for confidentiality (ISS codes 4, 9, 11, 22, 33)		
* * *		
* Employment status recode by months 1-4 *		
* * *		
D ESR-1	1	949
Employment status recode for month 1 of the reference period.		
U Persons 15 years old or older		
V 0 .Not applicable		
1 .With a job entire month; worked all weeks		
2 .With a job entire month; missed one or more weeks; no time on layoff		
3 .With a job entire month; missed one or more weeks; spent time on layoff		
4 .With job one or more weeks; no time spent looking or on layoff		
5 .With job one or more weeks; spent one or more weeks looking or on layoff		
6 .No job during month; spent entire month looking or on layoff		
7 .No job during month; spent one or more weeks looking or on layoff		
8 .No job during month; no time spent looking or on layoff		
D ESR-2	1	950
Employment status recode for month 2 of the reference period.		
U Persons 15 years old or older		
V 0 .Not applicable		
1 .With a job entire month; worked all weeks		
2 .With a job entire month; missed one or more weeks; no time on layoff		

PERSON

DATA	SIZE	BEGIN
------	------	-------

- | | |
|---|---|
| 3 | .With a job entire month; missed one or more weeks; spent time on layoff |
| 4 | .With job one or more weeks; no time spent looking or on layoff |
| 5 | .With job one or more weeks; spent one or more weeks looking or on layoff |
| 6 | .No job during month; spent entire month looking or on layoff |
| 7 | .No job during month; spent one or more weeks looking or on layoff |
| 8 | .No job during month; no time spent looking or on layoff |

D ESR-3	1	951
---------	---	-----

Employment status recode for month 3 of the reference period.

U Persons 15 years old or older

V 0 .Not applicable

- | | |
|---|---|
| 1 | .With a job entire month; worked all weeks |
| 2 | .With a job entire month; missed one or more weeks; no time on layoff |
| 3 | .With a job entire month; missed one or more weeks; spent time on layoff |
| 4 | .With job one or more weeks; no time spent looking or on layoff |
| 5 | .With job one or more weeks; spent one or more weeks looking or on layoff |
| 6 | .No job during month; spent entire month looking or on layoff |
| 7 | .No job during month; spent one or more weeks looking or on layoff |
| 8 | .No job during month; no time spent looking or on layoff |

D ESR-4	1	952
---------	---	-----

Employment status recode for month 4 of the reference period.

U Persons 15 years old or older

V 0 .Not applicable

- | | |
|---|---|
| 1 | .With a job entire month; worked all weeks |
| 2 | .With a job entire month; missed one or more weeks; no time on layoff |
| 3 | .With a job entire month; missed one or more weeks; spent time on layoff |
| 4 | .With job one or more weeks; no time spent looking or on layoff |
| 5 | .With job one or more weeks; spent one or more weeks looking or on layoff |

DATA	SIZE	BEGIN
6 .No job during month; spent entire month looking or on layoff		
7 .No job during month; spent one or more weeks looking or on layoff		
8 .No job during month; no time spent looking or on layoff		
* * Recoded labor force and reciprocity items * by months 1-4 *		* * * *
D WEEKS-1	1	953
Number of weeks in month 1 of the reference period.		
U Persons 15 years old or older		
V D .Not applicable		
4 .Four weeks		
5 .Five weeks		
D WEEKS-2	1	954
Number of weeks in month 2 of the reference period.		
U Persons 15 years old or older		
V D .Not applicable		
4 .Four weeks		
5 .Five weeks		
D WEEKS-3	1	955
Number of weeks in month 3 of the reference period.		
U Persons 15 years old or older		
V D .Not applicable		
4 .Four weeks		
5 .Five weeks		
D WEEKS-4	1	956
Number of weeks in month 4 of the reference period.		
U Persons 15 years old or older		
V D .Not applicable		
4 .Four weeks		
5 .Five weeks		
D WK-JOB-1	1	957
Number of weeks with a job or business for month 1 of the reference period.		
U Persons 15 years old or older		
V D .0 weeks or not applicable ('have-job' = no)		

PERSON

DATA	SIZE	BEGIN	
1 .1 week			
2 .2 weeks			
3 .3 weeks			
4 .4 weeks			
5 .5 weeks (only applicable for months with 5 weeks)			
D WK-JOB-2	1	958	
Number of weeks with a job or business for month 2 of the reference period.			
U Persons 15 years old or older			
V 0	.0 weeks or not applicable ('have-job' = no)		
1	.1 week		
2	.2 weeks		
3	.3 weeks		
4	.4 weeks		
5	.5 weeks (only applicable for months with 5 weeks)		
D WK-JOB-3	1	959	
Number of weeks with a job or business for month 3 of the reference period.			
U Persons 15 years old or older			
V 0	.0 weeks or not applicable ('have-job' = no)		
1	.1 week		
2	.2 weeks		
3	.3 weeks		
4	.4 weeks		
5	.5 weeks (only applicable for months with 5 weeks)		
D WK-JOB-4	1	960	
Number of weeks with a job or business for month 4 of the reference period.			
U Persons 15 years old or older			
V 0	.0 weeks or not applicable ('have-job' = no)		
1	.1 week		
2	.2 weeks		
3	.3 weeks		
4	.4 weeks		
5	.5 weeks (only applicable for months with 5 weeks)		
D WKJOB	13	961	TABLE
D'is this person have a job or business			

PERSON

DATA	SIZE	BEGIN
------	------	-------

during this week of the reference period. There are 18 answer fields, one for each week of the reference period.

U Persons 15 years old or older

V 0 .Not applicable ('have-job' = no)

1 .Yes

2 .No

D WK-WOP-1 1 979

Number of weeks without pay: at a job or business for month 1 of the reference period.

U Persons 15 years old or older

V 0 .0 weeks or not applicable

('have-job' = no)

1 .1 week

2 .2 weeks

3 .3 weeks

4 .4 weeks

5 .5 weeks (only applicable for months with 5 weeks)

D WK-WOP-2 1 980

Number of weeks without pay: at a job or business for month 2 of the reference period.

U Persons 15 years old or older

V 0 .0 weeks or not applicable

('have-job' = no)

1 .1 week

2 .2 weeks

3 .3 weeks

4 .4 weeks

5 .5 weeks (only applicable for months with 5 weeks)

D WK-WOP-3 1 981

Number of weeks without pay: at a job or business for month 3 of the reference period.

U Persons 15 years old or older

V 0 .0 weeks or not applicable

('have-job' = no)

1 .1 week

2 .2 weeks

3 .3 weeks

4 .4 weeks

5 .5 weeks (only applicable for months with 5 weeks)

PERSON

- | DATA | SIZE | BEGIN |
|--|------|-----------|
| D WK-WOP-4 | 1 | 982 |
| Number of weeks without pay, at a job or business for month 4 of the reference period. | | |
| U Persons 15 years old or older | | |
| V 0 .0 weeks or not applicable ('have-job' = no) | | |
| 1 .1 week | | |
| 2 .2 weeks | | |
| 3 .3 weeks | | |
| 4 .4 weeks | | |
| 5 .5 weeks (only applicable for months with 5 weeks) | | |
| D WEEKSAB | 19 | 983 TABLE |
| Was this person with a job or business but without pay for this week of the reference period. There are 19 answer fields, one for each week of the reference period. | | |
| U Persons 15 years old or older | | |
| V 0 .Not applicable | | |
| 1 .Yes | | |
| 2 .No | | |
| D WK-LOK-1 | 1 | 1001 |
| Number of weeks looking for work or on layoff in month 1 of the reference period. | | |
| U Persons 15 years old or older | | |
| V 0 .None or not applicable | | |
| 1 .1 week | | |
| 2 .2 weeks | | |
| 3 .3 weeks | | |
| 4 .4 weeks | | |
| 5 .5 weeks (only applicable for months with 5 weeks) | | |
| D WK-LOK-2 | 1 | 1002 |
| Number of weeks looking for work or on layoff in month 2 of the reference period. | | |
| U Persons 15 years old or older | | |
| V 0 .None or not applicable | | |
| 1 .1 week | | |
| 2 .2 weeks | | |
| 3 .3 weeks | | |
| 4 .4 weeks | | |
| 5 .5 weeks (only applicable for months with 5 weeks) | | |

PERSON

- | DATA | SIZE | BEGIN |
|--|--|------------|
| D WK-LCK-3 | 1 | 1003 |
| Number of weeks looking for work or on layoff in month 3 of the reference period. | | |
| U Persons 15 years old or older | | |
| V 0 | .None or not applicable | |
| 1 | .1 week | |
| 2 | .2 weeks | |
| 3 | .3 weeks | |
| 4 | .4 weeks | |
| 5 | .5 weeks (only applicable for months with 5 weeks) | |
| D WK-LCK-4 | 1 | 1004 |
| Number of weeks looking for work or on layoff in month 4 of the reference period. | | |
| U Persons 15 years old or older | | |
| V 0 | .None or not applicable | |
| 1 | .1 week | |
| 2 | .2 weeks | |
| 3 | .3 weeks | |
| 4 | .4 weeks | |
| 5 | .5 weeks (only applicable for months with 5 weeks) | |
| D WEEKSLK | 16 | 1005 TABLE |
| Was this person looking for work or on layoff during this week of the reference period. There are 16 answer fields, one for each week of the reference period. | | |
| U Persons 15 years old or older | | |
| V 0 | .Not applicable | |
| 1 | .Yes | |
| 2 | .No | |
| D COVCR-1 | 1 | 1023 |
| Is this person covered by medicare for month 1 of the reference period | | |
| U Persons 65 years old or older and disabled persons 15-64 years old | | |
| V 0 | .Not applicable | |
| 1 | .Yes | |
| 2 | .No | |
| D COVCR-2 | 1 | 1024 |
| Is this person covered by medicare for month 2 of the reference period | | |

PERSON

DATA	SIZE	BEGIN
U Persons 65 years old or older and disabled persons 15-64 years old		
V 0 .Not applicable		
1 .Yes		
2 .No		
D COVCR-3	1	1025
Is this person covered by medicare for month 3 of the reference period		
U Persons 65 years old or older and disabled persons 15-64 years old		
V 0 .Not applicable		
1 .Yes		
2 .No		
D COVCR-4	1	1026
Is this person covered by medicare for month 4 of the reference period		
U Persons 65 years old or older and disabled persons 15-64 years old		
V 0 .Not applicable		
1 .Yes		
2 .No		
D MEDICAID	1	1027
Is this person covered by medicaid		
U Persons 15 years old or older and their dependents meeting eligibility requirements		
V 0 .Not applicable		
1 .Yes		
2 .No		
D COVAID-1	1	1028
Was this person covered by medicaid for month 1 of the reference period		
U Persons 15 years old or older and their dependents meeting eligibility requirements		
V 0 .Not applicable		
1 .Yes		
2 .No		
D COVAID-2	1	1029
Was this person covered by medicaid for month 2 of the reference period		
U Persons 15 years old or older and their dependents meeting eligibility requirements		
V 0 .Not applicable		

PERSON

DATA	SIZE	BEGIN
1 .Yes		
2 .No		
D COVID-3	1	1030
Was this person covered by medicaid for month 3 of the reference period		
U Persons 15 years old or older and their dependents meeting eligibility requirements		
V 0 .Not applicable		
1 .Yes		
2 .No		
D COVID-4	1	1031
Was this person covered by medicaid for month 4 of the reference period		
U Persons 15 years old or older and their dependents meeting eligibility requirements		
V 0 .Not applicable		
1 .Yes		
2 .No		
D COMWIC-1	1	1037
Was this person covered by WIC for month 1 of the reference period		
U Persons 15 years old or older and their dependents meeting eligibility requirements		
V 0 .Not applicable		
1 .Yes		
2 .No		
D COMWIC-2	1	1038
Was this person covered by WIC for month 2 of the reference period		
U Persons 15 years old or older and their dependents meeting eligibility requirements		
V 0 .Not applicable		
1 .Yes		
2 .No		
D COMWIC-3	1	1034
Was this person covered by WIC for month 3 of the reference period		
U Persons 15 years old or older and their dependents meeting eligibility requirements		
V 0 .Not applicable		
1 .Yes		
2 .No		
D COMWIC-4	1	1035
Was this person covered by WIC for		

120

PERSON

DATA SIZE BEGIN

month 4 of the reference period

U Persons 15 years old or older and their dependents meeting eligibility requirements

V 0 .Not applicable

1 .Yes

2 .No

D VALWIC-1 4 1036

Value of WIC voucher in month 1 of the reference period. The dollar field contains two implied decimals.

Range = 0:5000.

U Persons 15 years old or older and their dependents meeting eligibility requirements

V 0000 .Not applicable

D VALWIC-2 4 1040

Value of WIC voucher in month 2 of the reference period. The dollar field contains two implied decimals.

Range = 0:5000.

U Persons 15 years old or older and their dependents meeting eligibility requirements

V 0000 .Not applicable

D VALWIC-3 4 1044

Value of WIC voucher in month 3 of the reference period. The dollar field contains two implied decimals.

Range = 0:5000.

U Persons 15 years old or older and their dependents meeting eligibility requirements

V 0000 .Not applicable

D VALWIC-4 4 1048

Value of WIC voucher in month 4 of the reference period. The dollar field contains two implied decimals.

Range = 0:5000.

U Persons 15 years old or older and their dependents meeting eligibility requirements

V 0000 .Not applicable

D HEIND 1 1052

Is this person covered by health insurance

U All persons, including children

V 0 .Not applicable

PERSON

DATA	SIZE	BEGIN
1 .Yes		
2 .No		
D HIMNTH1	1	1053
Did this person have health insurance coverage month 1		
U All persons, including children		
V 0 .Not applicable		
1 .Yes		
2 .No		
D HIMNTH2	1	1054
Did this person have health insurance coverage month 2		
U All persons, including children		
V 0 .Not applicable		
1 .Yes		
2 .No		
D HIMNTH3	1	1055
Did this person have health insurance coverage month 3		
U All persons, including children		
V 0 .Not applicable		
1 .Yes		
2 .No		
D HIMNTH4	1	1056
Did this person have health insurance coverage month 4		
U All persons, including children		
V 0 .Not applicable		
1 .Yes		
2 .No		
D INCSOURC	20	1057
Income source code (10 answer fields of 2-characters each). Source of income for this person		
U Persons 15 years old or older		
V 00 .Not applicable		
01 .Social Security		
02 .Railroad retirement		
03 .Federal Supplemental Security Income (SSI)		
05 .State unemployment compensation		
06 .Supplemental unemployment benefits		
07 .Other unemployment compensation		
08 .Veterans compensation or pensions		

PERSON

DATA	SIZE	BEGIN
10		.Workers compensation benefits
12		.Employer or union temporary sickness policy
13		.Payments from a sickness, accident, or disability insurance policy purchased on your own
20		.Aid to families with dependent children (AFDC, ADC)
21		.General assistance or general relief
23		.Foster child care payments
24		.Other welfare
25		.WIC
27		.Food stamps
28		.Child support payments
29		.Alimony payments
30		.Pension from company or union
31		.Federal civil service or other Federal civilian employee pensions
32		.U.S. military retirement pay
34		.State government pensions
35		.Local government pensions
36		.Income from paid up life insurance policies or annuities
37		.Estates and trusts
38		.Other payments for retirement, disability or survivor
40		.GI Bill education benefits
50		.Income assistance from a charitable group
51		.Money from relatives or friends
52		.Lump sum payments
53		.Income from roomers or boarders
54		.National Guard or reserve pay
55		.Incidental or casual earnings
56		.Other cash income not included elsewhere
75		.Rescoded for confidentiality (IES codes 4, 9, 11, 22, 33)
D	ASTSOURCE	39 1077
		Asset source code (13 answer fields of 3-characters each); asset belonging to this person
U	Persons 15 years old or older	
V	CDI	.Not applicable
	100	.Regular/passbook savings accounts in a bank, savings and loan or credit union
	101	.Money market deposit accounts
	102	.Certificates of deposit or other

PERSON

DATA	SIZE	BEGIN
------	------	-------

		savings certificates
103		.NOW, Super NOW, or other interest earning checking accounts
104		.Money market funds
105		.U.S. government securities
106		.Municipal or corporate bonds
107		.Other interest earning assets
110		.Stocks or mutual fund shares
120		.Rental property
130		.Mortgages
140		.Royalties
150		.Other financial investments

* *
 * The following are coverage records. *
 * If this person was covered by program *
 * reciprocity on another questionnaire, *
 * these flags are set. By months 1-4 *
 * *

D VETS1 1 1116

Was this person covered by Veterans payments during month 1 of the reference period

U Persons 15 years old or older and their dependents meeting eligibility requirements

V 0 .Not applicable

1 .Yes

2 .No

D VETS2 1 1117

Was this person covered by Veterans payments during month 2 of the reference period

U Persons 15 years old or older and their dependents meeting eligibility requirements

V 0 .Not applicable

1 .Yes

2 .No

D VETS3 1 1118

Was this person covered by Veterans payments during month 3 of the reference period

U Persons 15 years old or older and their dependents meeting eligibility requirements

V 0 .Not applicable

1 .Yes

2 .No

PERSON

DATA	SIZE	BEGIN
D VET34	1	1119
Was this person covered by Veterans payments during month 4 of the reference period		
U Persons 15 years old or older and their dependents meeting eligibility requirements		
V 0 .Not applicable		
1 .Yes		
2 .No		
D AFDC1	1	1120
Was this person covered by AFDC income during month 1 of the reference period		
U Persons 15 years old or older and their dependents meeting eligibility requirements		
V 0 .Not applicable		
1 .Yes		
2 .No		
D AFDC2	1	1121
Was this person covered by AFDC income during month 2 of the reference period		
U Persons 15 years old or older and their dependents meeting eligibility requirements		
V 0 .Not applicable		
1 .Yes		
2 .No		
D AFDC3	1	1122
Was this person covered by AFDC income during month 3 of the reference period.		
U Persons 15 years old or older and their dependents meeting eligibility requirements		
V 0 .Not applicable		
1 .Yes		
2 .No		
D AFDC4	1	1123
Was this person covered by AFDC income during month 4 of the reference period.		
U Persons 15 years old or older and their dependents meeting eligibility requirements		
V 0 .Not applicable		
1 .Yes		
2 .No		
D FOOD-1	1	1124
Was this person covered by food stamps		



DATA	SIZE	BEGIN
during month 1 of the reference period		
U		Persons 15 years old or older and their dependents meeting eligibility requirements
V	0	.Not applicable
	1	.Yes
	2	.No
D	FOOD-2	1 1125
Was this person covered by food stamps during month 2 of the reference period		
U		Persons 15 years old or older and their dependents meeting eligibility requirements
V	0	.Not applicable
	1	.Yes
	2	.No
D	FOOD-3	1 1126
Was this person covered by food stamps during month 3 of the reference period		
U		Persons 15 years old or older and their dependents meeting eligibility requirements
V	0	.Not applicable
	1	.Yes
	2	.No
D	FOOD-4	1 1127
Was this person covered by food stamps during month 4 of the reference period		
U		Persons 15 years old or older and their dependents meeting eligibility requirements
V	0	.Not applicable
	1	.Yes
	2	.No
D	GENAST-1	1 1128
Was this person covered by any general assistance income during month 1 of the reference period		
U		Persons 15 years old or older and their dependents meeting eligibility requirements
V	0	.Not applicable
	1	.Yes
	2	.No
D	GENAST-2	1 1129
Was this person covered by any general assistance income during month 2 of the reference period		
U		Persons 15 years old or older and their

PERSON

DATA	SIZE	BEGIN
------	------	-------

dependents meeting eligibility requirements

V 0 .Not applicable

1 .Yes

2 .No

D GENAST-3 1 1130

Was this person covered by any general
assistance income during month 3 of
the reference period

U Persons 15 years old or older and their
dependents meeting eligibility requirements

V 0 .Not applicable

1 .Yes

2 .No

D GENAST-4 1 1131

Was this person covered by any general
assistance income during month 4 of
the reference period

U Persons 15 years old or older and their
dependents meeting eligibility requirements

V 0 .Not applicable

1 .Yes

2 .No

D FOSTER-1 1 1132

Was this person covered by any foster
child care payments during month 1
of the reference period

L All persons; no age limitation

V 0 .Not applicable

1 .Yes

2 .No

D FOSTER-2 1 1133

Was this person covered by any foster
child care payments during month 2
of the reference period

L All persons; no age limitation

V 0 .Not applicable

1 .Yes

2 .No

D FOSTER-3 1 1134

Was this person covered by any foster
child care payments during month 3
of the reference period

L All persons; no age limitation

PERSON

DATA	SIZE	BEGIN
V 0 .Not applicable		
1 .Yes		
2 .No		
D FOSTER-4	1	1135
Was this person covered by any foster child care payments during month 4 of the reference period		
U All persons; no age limitation		
V 0 .Not applicable		
1 .Yes		
2 .No		
D OTHER-1	1	1136
Was this person covered by any other welfare payments during month 1 of the reference period		
U Persons 15 years old or older and their dependents meeting eligibility requirements		
V 0 .Not applicable		
1 .Yes		
2 .No		
D OTHER-2	1	1137
Was this person covered by any other welfare payments during month 2 of the reference period		
U Persons 15 years old or older and their dependents meeting eligibility requirements		
V 0 .Not applicable		
1 .Yes		
2 .No		
D OTHER-3	1	1138
Was this person covered by any other welfare payments during month 3 of the reference period		
U Persons 15 years old or older and their dependents meeting eligibility requirements		
V 0 .Not applicable		
1 .Yes		
2 .No		
D OTHER-4	1	1139
Was this person covered by any other welfare payments during month 4 of the reference period		
U Persons 15 years old or older and their dependents meeting eligibility requirements		

128

PERSON

DATA SIZE BEGIN

V 0 .Not applicable
1 .Yes
2 .No

D SOCSEC-1 1 1140
Was this person covered by Social
Security payments during month 1 of
the reference period

U All persons, including children

V 0 .Not applicable
1 .Yes
2 .No

D SOCSEC-2 1 1141
Was this person covered by Social
Security payments during month 2 of
the reference period

U All persons, including children

V 0 .Not applicable
1 .Yes
2 .No

D SOCSEC3 1 1142
Was this person covered by Social
Security payments during month 3 of
the reference period

U All persons, including children

V 0 .Not applicable
1 .Yes
2 .No

D SOCSEC4 1 1143
Was this person covered by Social
Security payments during month 4 of
the reference period

U All persons, including children

V 0 .Not applicable
1 .Yes
2 .No

D RAILRD1 1 1144
Was this person covered by railroad
retirement payments during month 1
of the reference period

U All persons, including children

V 0 .Not applicable
1 .Yes
2 .No

DATA	SIZE	BEGIN
D RAILRD2	1	1145
Was this person covered by railroad retirement payments during month 2 of the reference period		
U All persons, including children		
V 0 .Not applicable		
1 .Yes		
2 .No		
D RAILRD3	1	1146
Was this person covered by railroad retirement payments during month 3 of the reference period		
U All persons, including children		
V 0 .Not applicable		
1 .Yes		
2 .No		
D RAILRD4	1	1147
Was this person covered by railroad retirement payments during month 4 of the reference period		
U All persons, including children		
V 0 .Not applicable		
1 .Yes		
2 .No		
*		*
*	Cover page section	*
*		*
D BOOK	2	1148
Unedited book (person questionnaire) number field; questionnaire cover page item 1		
U Persons 15 years old or older		
D NLMBOKS	2	1150
Unedited number of books (person questionnaire); questionnaire cover page item 1		
U Persons 15 years old or older		
D IT7A	1	1152
Preedited person's interview status. Questionnaire item 7A		
U Persons 15 years old or older		
V 0 .Not answered		
1 .Self		
2 .Proxy		

13C

PERSON

DATA	SIZE	BEGIN
D IT7B	3	1153
Unedited person number of proxy. Questionnaire item 7B. Range = 0,999		
U Persons 15 years old or older		
D IT7C	1	1156
Preedited person's noninterview status. Questionnaire item 7C		
U Persons 15 years old or older		
V D .Not answered		
1 .Type Z refusal		
2 .Type Z other		
D IT6MH	2	1157
Unedited month of interview. Questionnaire item 6. Range = 0,12		
U Persons 15 years old or older		
D IT6DAY	2	1159
Unedited day of interview. Questionnaire item 8. Range = 0,31		
U Persons 15 years old or older		
D IT93	3	1161
Unedited total interview time in minutes. Questionnaire item 9B. Range = 0,9		
U Persons 15 years old or older		
D IT103	3	1164
Unedited total clerical review time in minutes. Questionnaire item 10B		
U Persons 15 years old or older		
D IT11B	3	1167
Unedited total pre-interview time for transcription. Questionnaire item 11B		
U All persons, including children		
D IT12	1	1170
Phone interview. Questionnaire item 12		
U Persons 15 years old or older		
D ECD900	1	1171
Check item N		
Does ...'s person number begin		

PERSON

DATA	SIZE	BEGIN
with a ... (4--Wave 4; 5--Wave 5; 6--Wave 6; 7--Wave 7; etc.)		
U		Persons 15 years old or older
V 0		.Not in universe
1		.Yes
2		.No - skip to SC1000
D SC0901	1	1172
Was ... missed when household members were listed for wave 1		
U		Persons 15 years old or older
V 0		.Not in universe
1		.Yes - skip to SC1000
2		.No
D SC0902	1	1173
Was ... living in any of the kinds of places listed on this card (See SC0904 below for kinds of places)		
U		Persons 15 years old or older
V 0		.Not in universe
1		.Yes
2		.No - skip to SC0906
D SC0904	1	1174
Which code on this card represents the kind of place ... was living in on reference date		
U		Persons 15 years old or older
V 0		.Not in universe
1		.Armed Forces barracks - skip to SC1000
2		.Outside the United States - skip to SC1000
3		.Nonhousehold setting - skip to SC1000
D SC0906	1	1175
Was ... living alone on reference date		
U		Persons 15 years old or older
V 0		.Not in universe
1		.Yes - skip to SC1000
2		.No
C SC0910	1	1176
How many people was ... living with		

132

PERSON

DATA SIZE BEGIN

on reference date

U Persons 15 years old or older

V 0 .Not in universe

- 1 .1 person
- 2 .2 people
- 3 .3 people
- 4 .4 people
- 5 .5 people
- 6 .6 people
- 7 .7 people
- 8 .8 people
- 9 .9 or more people

D SC0710 1 1177

Was ... the owner or renter of the residence where ... was living on reference date

U Persons 15 years old or older

V 0 .Not in universe

- 1 .Yes - skip to SC1003
- 2 .No

D SC0912 1 1178

How is ... related to the person who owned or rented the residence where ... was living on reference date

U Persons 15 years old or older

V 0 .Not in universe

- 1 .Husband
- 2 .Wife
- 3 .Own child (son or daughter)
- 4 .Parent
- 5 .Brother/sister
- 6 .Other relative
- 7 .Nonrelative

* *
* Labor force and reciprocity section *
* *

D SC1500 1 1179

During the 4-month period did ... have a job or business, either full-time or part time, even for only a few days

U Persons 15 years old or older

V 0 .Not in universe

- 1 .Yes - skip to SC1056
- 2 .No

DATA	SIZE	BEGIN
D SC1002	1	1180
D: Did ... spend any time looking for work or on layoff from a job		
U Persons 15 years old or older		
V D .Not in universe		
1 .Yes		
2 .No - skip to SC1042		
*		*
* The next 19 fields (SC1004 through SC1040) are possible answers to the question:		
*		*
* In which weeks was ... looking for work or on layoff from a job		
*		*
D SC1004	1	1181
All weeks in reference period		
U Persons 15 years old or older		
V D .Not marked as looking or on layoff all weeks in reference period or not in universe based on response to SC1002		
1 .Marked as looking or on layoff all weeks in reference period		
D SC1006	1	1182
1st week		
U Persons 15 years old or older		
V D .Not marked as a week looking or on layoff or not in universe based on response to SC1002		
1 .Marked as a week looking or on layoff		
D SC1008	1	1183
2nd week		
U Persons 15 years old or older		
V D .Not marked as a week looking or on layoff or not in universe based on response to SC1002		
1 .Marked as a week looking or on layoff		
D SC1010	1	1184
3rd week		
U Persons 15 years old or older		
V D .Not marked as a week looking or on layoff or not in universe based on response to SC1002		
1 .Marked as a week looking or on layoff		

PERSON

DATA	SIZE	BEGIN
D SC1012	1	1185
4th week		
U Persons 15 years old or older		
V 0 .Not marked as a week looking or on layoff or not in universe based on response to SC1002		
1 .Marked as a week looking or on layoff		
D SC1014	1	1186
5th week		
U Persons 15 years old or older		
V 0 .Not marked as a week looking or on layoff or not in universe based on response to SC1002		
1 .Marked as a week looking or on layoff		
D SC1016	1	1187
6th week		
U Persons 15 years old or older		
V 0 .Not marked as a week looking or on layoff or not in universe based on		
D SC1018	1	1188
7th week		
U Persons 15 years old or older		
V 0 .Not marked as a week looking or on layoff or not in universe based on response to SC1002		
1 .Marked as a week looking or on layoff		
D SC1020	1	1189
8th week		
U Persons 15 years old or older		
V 0 .Not marked as a week looking or on layoff or not in universe based on response to SC1002		
1 .Marked as a week looking or on layoff		
D SC1022	1	1190
9th week		
U Persons 15 years old or older		
V 0 .Not marked as a week looking or on layoff or not in universe based on response to SC1002		
1 .Marked as a week looking or on layoff		
D SC1024	1	1191
10th week		

DATA	SIZE	BEGIN
U Persons 15 years old or older		
V 0		.Not marked as a week looking or on layoff or not in universe based on response to SC1002
1		.Marked as a week looking or on layoff
D SC1026	1	1192
11th week		
U Persons 15 years old or older		
V 0		.Not marked as a week looking or on layoff or not in universe based on response to SC1002
1		.Marked as a week looking or on layoff
D SC1028	1	1193
12th week		
U Persons 15 years old or older		
V 0		.Not marked as a week looking or on layoff or not in universe based on response to SC1002
1		.Marked as a week looking or on layoff
D SC1030	1	1194
13th week		
U Persons 15 years old or older		
V 0		.Not marked as a week looking or on layoff or not in universe based on response to SC1002
1		.Marked as a week looking or on layoff
D SC1032	1	1195
14th week		
U Persons 15 years old or older		
V 0		.Not marked as a week looking or on layoff or not in universe based on response to SC1002
1		.Marked as a week looking or on layoff
D SC1034	1	1196
15th week		
U Persons 15 years old or older		
V 0		.Not marked as a week looking or on layoff or not in universe based on response to SC1002
1		.Marked as a week looking or on layoff
D SC1036	1	1197
16th week		
U Persons 15 years old or older		

PERSON

DATA	SIZE	BEGIN
V 0 .Not marked as a week looking or on layoff or not in universe based on response to SC1002		
1 .Marked as a week looking or on layoff		
D SC1039	1	1198
17th week		
U Persons 15 years old or older		
V 0 .Not marked as a week looking or on layoff or not in universe based on response to SC1002		
1 .Marked as a week looking or on layoff		
D SC1040	1	1199
18th week		
U Persons 15 years old or older		
V 0 .Not marked as a week looking or on layoff or not in universe based on response to SC1002		
1 .Marked as a week looking or on layoff		
D SC1042	1	1200
Could ... have taken a job during any of those weeks		
U Persons 15 years old or older		
V 0 .Not in universe		
1 .Yes - skip to SC1046		
2 .No		
D SC1044	1	1201
What was the main reason ... could not take a job during those weeks		
U Persons 15 years old or older		
V 0 .Not in universe		
1 .Already had a job		
2 .Temporary illness		
3 .School		
4 .Other		
D SC1046	1	1202
Check item R1		
Is the "a" box marked in SC1004		
U Persons 15 years old or older		
V 0 .Not in universe		
1 .Yes - skip to SC1240		
2 .No - skip to SC1053		
D SC1048	1	1203
Were there any weeks in the 4-month		

PERSON

DATA	SIZE	BEGIN
period when ... wanted a job		
U Persons 15 years old or older		
V 0 .Not in universe		
1 .Yes - skip to SC1052		
2 .No - skip to SC1249		
D SC1050	1	1204
There were weeks that ... did not work or look for work . Did ... want a job in those weeks		
U Persons 15 years old or older		
V 0 .Not in universe		
1 .Yes		
2 .No - skip to SC1240		
D SC1052	1	1205
Could ... have taken a job in those weeks if one had been offered		
U Persons 15 years old or older		
V 0 .Not in universe		
1 .Yes		
2 .No - skip to SC1240		
D SC1054	2	1206
During the weeks that ... wanted a job but was not looking for one, what was the main reason ... was not looking		
U Persons 15 years old or older		
V -1 .OK - skip to 1240		
00 .Not in universe		
01 .Believes no work available in line of work or area - skip to SC1240		
02 .Couldn't find any work - skip to SC1240		
03 .Lacks necessary schooling, training, skills, or experience - skip to SC1240		
04 .Employers think too young or too old - skip to SC1240		
05 .Other personal handicap in finding job - skip to SC1240		
06 .Can't arrange child care - skip to SC1240		
07 .Family responsibilities - skip to SC1240		
08 .In school or other training - skip to SC1240		
09 .Ill health, physical disability - skip to SC1240		
10 .Other - skip to SC1240		

PERSON

DATA	SIZE	BEGIN
D SC1056	1	1208
Did ... have a job or business, either full or part time, during each of the weeks in this period		
U Persons 15 years old or older		
V D .Not in universe		
1 .Yes		
2 .No - skip to SC1100 through SC1134		
D SC1058	1	1209
Was ... absent without pay from ...'s job or business for any full weeks during the 4-month period		
U Persons 15 years old or older		
V D .Not in universe		
1 .Yes		
2 .No - skip to SC1230		
*		*
* The next 19 fields (SC1060 through SC1096) are possible answers to the question;		
*		*
* In which weeks was ... absent without pay		
*		*
D SC1060	1	1210
All weeks in reference period		
U Persons 15 years old or older		
V C .Not marked as absent without pay for all weeks in reference period or not in universe based on response to SC1058		
1 .Marked as all weeks absent without pay		
D SC1062	1	1211
1st week		
U Persons 15 years old or older		
V D .Not marked as a week absent without pay or not in universe based on response to SC1058		
1 .Marked as a week absent without pay		
D SC1064	1	1212
2nd week		
U Persons 15 years old or older		
V D .Not marked as a week absent without		

PERSON

DATA	SIZE	BEGIN
pay or not in universe based on response to SC1058		
1		.Marked as a week absent without pay
D SC1066	1	1213
3rd week		
U Persons 15 years old or older		
V 0 .Not marked as a week absent without pay or not in universe based on response to SC1058		
1		.Marked as a week absent without pay
D SC1068	1	1214
4th week		
U Persons 15 years old or older		
V 0 .Not marked as a week absent without pay or not in universe based on response to SC1058		
1		.Marked as a week absent without pay
D SC1070	1	1215
5th week		
U Persons 15 years old or older		
V 0 .Not marked as a week absent without pay or not in universe based on response to SC1058		
1		.Marked as a week absent without pay
D SC1072	1	1216
6th week		
U Persons 15 years old or older		
V 0 .Not marked as a week absent without pay or not in universe based on response to SC1058		
1		.Marked as a week absent without pay
D SC1074	1	1217
7th week		
U Persons 15 years old or older		
V 0 .Not marked as a week absent without pay or not in universe based on response to SC1058		
1		.Marked as a week absent without pay
D SC1076	1	1218
8th week		
U Persons 15 years old or older		
V 0 .Not marked as a week absent without pay or not in universe based on		

140

PERSON

DATA	SIZE	BEGIN
response to SC1058		
1		.Marked as a week absent without pay
D SC1078	1	1219
9th week		
U Persons 15 years old or older		
V 0		.Not marked as a week absent without pay or not in universe based on response to SC1058
1		.Marked as a week absent without pay
D SC1080	1	1220
10th week		
U Persons 15 years old or older		
V 0		.Not marked as a week absent without pay or not in universe based on response to SC1058
1		.Marked as a week absent without pay
D SC1082	1	1221
11th week		
U Persons 15 years old or older		
V 0		.Not marked as a week absent without pay or not in universe based on response to SC1058
1		.Marked as a week absent without pay
D SC1084	1	1222
12th week		
U Persons 15 years old or older		
V 0		.Not marked as a week absent without pay or not in universe based on response to SC1058
1		.Marked as a week absent without pay
D SC1086	1	1223
13th week		
U Persons 15 years old or older		
V 0		.Not marked as a week absent without pay or not in universe based on response to SC1058
1		.Marked as a week absent without pay
D SC1088	1	1224
14th week		
U Persons 15 years old or older		
V 0		.Not marked as a week absent without pay or not in universe based on

PERSON

DATA	SIZE	BEGIN
response to SC1059		
1		.Marked as a week absent without pay
D SC1090	1	1225
15th week		
U Persons 15 years old or older		
V 0		.Not marked as a week absent without pay or not in universe based on response to SC1058
1		.Marked as a week absent without pay
D SC1092	1	1226
16th week		
U Persons 15 years old or older		
V 0		.Not marked as a week absent without pay or not in universe based on response to SC1058
1		.Marked as a week absent without pay
D SC1094	1	1227
17th week		
U Persons 15 years old or older		
V 0		.Not marked as a week absent without pay or not in universe based on response to SC1058
1		.Marked as a week absent without pay
D SC1096	1	1228
18th week		
U Persons 15 years old or older		
V 0		.Not marked as a week absent without pay or not in universe based on response to SC1058
1		.Marked as a week absent without pay
D SC1098	1	1229
what was the main reason ... was absent from ...'s job or business during those weeks		
U Persons 15 years old or older		
V 0		.Not in universe
1		.On layoff - skip to SC1230
2		.Own illness - skip to SC1230
3		.On vacation - skip to SC1230
4		.Bad weather - skip to SC1230
5		.Labor dispute - skip to SC1230
6		.New job to begin within 30 days - skip to SC1230
7		.Other - skip to SC1230

PERSON

DATA	SIZE	BEGIN
* * The next 18 fields (SC1100 through * SC1134) are possible answers to the * question: * * In which weeks did ... have a job * or business *		* * * * * * *
D SC1100	1	1230
1st week		
U Persons 15 years old or older		
V 0 .Not marked as a week having a job or business or not in universe based on response to SC1056		
1 .Marked as a week having a job or business		
D SC1102	1	1231
2nd week		
U Persons 15 years old or older		
V 0 .Not marked as a week having a job or business or not in universe based on response to SC1056		
1 .Marked as a week having a job or business		
D SC1104	1	1232
3rd week		
U Persons 15 years old or older		
V 0 .Not marked as a week having a job or business or not in universe based on response to SC1056		
1 .Marked as a week having a job or business		
D SC1106	1	1233
4th week		
U Persons 15 years old or older		
V 0 .Not marked as a week having a job or business or not in universe based on response to SC1056		
1 .Marked as a week having a job or business		
D SC1108	1	1234
5th week		
U Persons 15 years old or older		

PERSON

DATA	SIZE	BEGIN
V 0 .Not marked as a week having a job or business or not in universe based on response to SC1056		
1 .Marked as a week having a job or business		
D SC1110	1	1235
6th week		
U Persons 15 years old or older		
V 0 .Not marked as a week having a job or business or not in universe Based on response to SC1056		
1 .Marked as a week having a job or business		
D SC1112	1	1236
7th week		
U Persons 15 years old or older		
V 0 .Not marked as a week having a job or business or not in universe based on response to SC1056		
1 .Marked as a week having a job or business		
D SC1114	1	1237
8th week		
U Persons 15 years old or older		
V 0 .Not marked as a week having a job or business or not in universe based on response to SC1056		
1 .Marked as a week having a job or business		
D SC1115	1	1238
9th week		
U Persons 15 years old or older		
V 0 .Not marked as a week having a job or business or not in universe based on response to SC1056		
1 .Marked as a week having a job or business		
D SC1116	1	1239
10th week		
U Persons 15 years old or older		
V 0 .Not marked as a week having a job or business or not in universe based on response to SC1056		
1 .Marked as a week having a job or business		

PERSON

DATA	SIZE	BEGIN
D SC1120	1	1240
11th week		
U Persons 15 years old or older		
V 0 .Not marked as a week having a job or business or not in universe based on response to SC1056		
1 .Marked as a week having a job or business		
D SC1122	1	1241
12th week		
U Persons 15 years old or older		
V 0 .Not marked as a week having a job or business or not in universe based on response to SC1056		
1 .Marked as a week having a job or business		
D SC1124	1	1242
13th week		
U Persons 15 years old or older		
V 0 .Not marked as a week having a job or business or not in universe based on response to SC1056		
1 .Marked as a week having a job or business		
D SC1126	1	1243
14th week		
U Persons 15 years old or older		
V 0 .Not marked as a week having a job or business or not in universe based on response to SC1056		
1 .Marked as a week having a job or business		
D SC1128	1	1244
15th week		
U Persons 15 years old or older		
V 0 .Not marked as a week having a job or business or not in universe based on response to SC1056		
1 .Marked as a week having a job or business		
D SC1130	1	1245
16th week		
U Persons 15 years old or older		

PERSON

DATA	SIZE	BEGIN
V 0 .Not marked as a week having a job or business or not in universe based on response to SC1056		
1 .Marked as a week having a job or business		
D SC1132	1	1246
17th week		
U Persons 15 years old or older		
V 0 .Not marked as a week having a job or business or not in universe based on response to SC1056		
1 .Marked as a week having a job or business		
D SC1134	1	1247
18th week		
U Persons 15 years old or older		
V 0 .Not marked as a week having a job or business or not in universe based on response to SC1056		
1 .Marked as a week having a job or business		
D SC1136	1	1248
Of those weeks that ... had a job or business; was ... absent from work for any full weeks without pay		
U Persons 15 years old or older		
V 0 .Not in universe		
1 .Yes		
2 .No - skip to SC1176		
* * * * *		
* The next 18 fields (SC1138 through	*	
* SC1172) are possible answers to the	*	
* question:	*	
* * * * *		
* In which weeks was ... absent	*	
* without pay	*	
* * * * *		
D SC1138	1	1249
1st week		
U Persons 15 years old or older		
V 0 .Not marked as a week absent without pay or not in universe based on response to SC1136		
1 .Marked as a week absent without pay		

PERSON

DATA	SIZE	BEGIN
D SC1140 2nd week	1	1250
U Persons 15 years old or older		
V 0 .Not marked as a week absent without pay or not in universe based on response to SC1136		
1 .Marked as a week absent without pay		
D SC1142 3rd week	1	1251
U Persons 15 years old or older		
V 0 .Not marked as a week absent without pay or not in universe based on response to SC1136		
1 .Marked as a week absent without pay		
D SC1144 4th week	1	1252
U Persons 15 years old or older		
V 0 .Not marked as a week absent without pay or not in universe based on response to SC1136		
1 .Marked as a week absent without pay		
D SC1146 5th week	1	1253
U Persons 15 years old or older		
V 0 .Not marked as a week absent without pay or not in universe based on response to SC1136		
1 .Marked as a week absent without pay		
D SC1148 6th week	1	1254
U Persons 15 years old or older		
V 0 .Not marked as a week absent without pay or not in universe based on response to SC1136		
1 .Marked as a week absent without pay		
D SC1150 7th week	1	1255
U Persons 15 years old or older		
V 0 .Not marked as a week absent without pay or not in universe based on response to SC1136		
1 .Marked as a week absent without pay		

PERSON

DATA	SIZE	BEGIN
D SC1152	1	1256
8th week		
U Persons 15 years old or older		
V 0 .Not marked as a week absent without pay or not in universe based on response to SC1136		
1 .Marked as a week absent without pay		
D SC1154	1	1257
9th week		
U Persons 15 years old or older		
V 0 .Not marked as a week absent without pay or not in universe based on response to SC1136		
1 .Marked as a week absent without pay		
D SC1156	1	1258
10th week		
U Persons 15 years old or older		
V 0 .Not marked as a week absent without pay or not in universe based on response to SC1136		
1 .Marked as a week absent without pay		
D SC1158	1	1259
11th week		
U Persons 15 years old or older		
V 0 .Not marked as a week absent without pay or not in universe based on response to SC1136		
1 .Marked as a week absent without pay		
D SC1160	1	1260
12th week		
U Persons 15 years old or older		
V 0 .Not marked as a week absent without pay or not in universe based on response to SC1136		
1 .Marked as a week absent without pay		
D SC1162	1	1261
13th week		
U Persons 15 years old or older		
V 0 .Not marked as a week absent without pay or not in universe based on response to SC1136		
1 .Marked as a week absent without pay		
D SC1164	1	1262
14th week		

148

PERSON

DATA	SIZE	BEGIN
U Persons 15 years old or older		
V 0 .Not marked as a week absent without pay or not in universe based on response to SC1136		
1 .Marked as a week absent without pay		
D SC1166	1	1263
15th week		
U Persons 15 years old or older		
V 0 .Not marked as a week absent without pay or not in universe based on response to SC1136		
1 .Marked as a week absent without pay		
D SC1168	1	1264
16th week		
U Persons 15 years old or older		
V 0 .Not marked as a week absent without pay or not in universe based on response to SC1136		
1 .Marked as a week absent without pay		
D SC1170	1	1265
17th week		
U Persons 15 years old or older		
V 0 .Not marked as a week absent without pay or not in universe based on response to SC1136		
1 .Marked as a week absent without pay		
D SC1172	1	1266
18th week		
U Persons 15 years old or older		
V 0 .Not marked as a week absent without pay or not in universe based on response to SC1136		
1 .Marked as a week absent without pay		
D SC1174	1	1267
What was the main reason ... was absent from ...'s job or business during those weeks		
U Persons 15 years old or older		
V 0 .Not in universe		
1 .On layoff		
2 .Own illness		
3 .On vacation		
4 .Bad weather		

PERSON

DATA	SIZE	BEGIN
5 .Labor dispute		
6 .New job to begin within 30 days		
7 .Other		
<input type="checkbox"/> SC1176	1	1268
Did ... spend any time looking for work or on layoff		
<input type="checkbox"/> Persons 15 years old or older		
<input checked="" type="checkbox"/> <input type="checkbox"/> .Not in universe		
1 .Yes		
2 .No - skip to SC1222		
* * * * *		
* The next 19 fields (SC1178 through		
* SC1214) are possible answers to the		
* question:		
* * * * *		
* In which of these weeks was ...		
* looking for work or on layoff from		
* a job		
* * * * *		
<input type="checkbox"/> SC1178	1	1269
All weeks without a job in reference period		
<input type="checkbox"/> Persons 15 years old or older		
<input checked="" type="checkbox"/> <input type="checkbox"/> .Not marked as looking for work or on layoff from a job for all weeks without a job in reference period or not in universe based on response to SC1176		
1 .Marked as looking for work or on layoff from a job for all weeks without a job in reference period		
<input type="checkbox"/> SC1180	1	1270
1st week		
<input type="checkbox"/> Persons 15 years old or older		
<input checked="" type="checkbox"/> <input type="checkbox"/> .Not marked as a week looking for work or on layoff from a job or not in universe based on response to SC1176		
1 .Marked as a week looking for work or on layoff from a job		
<input type="checkbox"/> SC1182	1	1271
2nd week		
<input type="checkbox"/> Persons 15 years old or older		
<input checked="" type="checkbox"/> <input type="checkbox"/> .Not marked as a week looking for		

150

PERSON

DATA	SIZE	BEGIN
work or on layoff from a job or not in universe based on response to SC1176		
1		.Marked as a week looking for work or on layoff from a job
D SC1184	1	1272
3rd week		
U Persons 15 years old or older		
V 0		.Not marked as a week looking for work or on layoff from a job or not in universe based on response to SC1176
1		.Marked as a week looking for work or on layoff from a job
D SC1186	1	1273
4th week		
U Persons 15 years old or older		
V 0		.Not marked as a week looking for work or on layoff from a job or not in universe based on response to SC1176
1		.Marked as a week looking for work or on layoff from a job
D SC1188	1	1274
5th week		
U Persons 15 years old or older		
V 0		.Not marked as a week looking for work or on layoff from a job or not in universe based on response to SC1176
1		.Marked as a week looking for work or on layoff from a job
D SC1190	1	1275
6th week		
U Persons 15 years old or older		
V 0		.Not marked as a week looking for work or on layoff from a job or not in universe based on response to SC1176
1		.Marked as a week looking for work or on layoff from a job
D SC1192	1	1276
7th week		

PERSON

DATA	SIZE	BEGIN
U Persons 15 years old or older		
V 0		.Not marked as a week looking for work or on layoff from a job or not in universe based on response to SC1176
1		.Marked as a week looking for work or on layoff from a job
D SC1194	1	1277
8th week		
U Persons 15 years old or older		
V 0		.Not marked as a week looking for work or on layoff from a job or not in universe based on response to SC1176
1		.Marked as a week looking for work or on layoff from a job
D SC1196	1	1278
9th week		
U Persons 15 years old or older		
V 0		.Not marked as a week looking for work or on layoff from a job or not in universe based on response to SC1176
1		.Marked as a week looking for work or on layoff from a job
D SC1198	1	1279
10th week		
U Persons 15 years old or older		
V 0		.Not marked as a week looking for work or on layoff from a job or not in universe based on response to SC1176
1		.Marked as a week looking for work or on layoff from a job
D SC1200	1	1280
11th week		
U Persons 15 years old or older		
V 0		.Not marked as a week looking for work or on layoff from a job or not in universe based on response to SC1176
1		.Marked as a week looking for work or on layoff from a job
D SC1202	1	1281
12th week		

PERSON

DATA	SIZE	BEGIN
U Persons 15 years old or older		
V 0 .Not marked as a week looking for work or on layoff from a job or not in universe based on response to SC1176		
1 .Marked as a week looking for work or on layoff from a job		
D SC1204	1	1282
13th week		
U Persons 15 years old or older		
V 0 .Not marked as a week looking for work or on layoff from a job or not in universe based on response to SC1176		
1 .Marked as a week looking for work or on layoff from a job		
D SC1206	1	1283
14th week		
U Persons 15 years old or older		
V 0 .Not marked as a week looking for work or on layoff from a job or not in universe based on response to SC1176		
1 .Marked as a week looking for work or on layoff from a job		
D SC1208	1	1284
15th week		
U Persons 15 years old or older		
V 0 .Not marked as a week looking for work or on layoff from a job or not in universe based on response to SC1176		
1 .Marked as a week looking for work or on layoff from a job		
D SC1210	1	1285
16th week		
U Persons 15 years old or older		
V 0 .Not marked as a week looking for work or on layoff from a job or not in universe based on response to SC1176		
1 .Marked as a week looking for work or on layoff from a job		

PERSON

DATA	SIZE	BEGIN
D SC1212	1	1266
17th week		
U Persons 15 years old or older		
V 0 .Not marked as a week looking for work or on layoff from a job or not in universe based on response to SC1176		
1 .Marked as a week looking for work or on layoff from a job		
D SC1214	1	1287
18th week		
U Persons 15 years old or older		
V 0 .Not marked as a week looking for work or on layoff from a job or not in universe based on response to SC1176		
1 .Marked as a week looking for work or on layoff from a job		
D SC1216	1	1288
Could ... have taken a job during those weeks if one had been offered		
U Persons 15 years old or older		
V 0 .Not in universe		
1 .Yes - skip to SC1220		
2 .No		
D SC1218	1	1289
What was the main reason ... could not take a job during those weeks		
U Persons 15 years old or older		
V 0 .Not in universe		
1 .Already had a job		
2 .Temporary illness		
3 .School		
4 .Other		
D SC1220	1	1290
Check item R2		
Is each week of the 4-month period marked as "with a job or business" or "looking for work or on layoff"		
U Persons 15 years old or older		
V 0 .Not in universe		
1 .Yes - skip to SC1230		
2 .No - skip to SC1224		
D SC1222	1	1291
Did ... want a job in those weeks		

194

PERSON

DATA SIZE BEGIN

- when ... did not have one
U Persons 15 years old or older
V 0 .Not in universe
1 .Yes - skip to SC1224
2 .No - skip to SC1230
- D SC1224 1 1292
There were weeks in this period
when ... did not have a job and was
not looking for a job . Did ...
want a job in those weeks
U Persons 15 years old or older
V 0 .Not in universe
1 .Yes
2 .No - skip to SC1230
- D SC1226 1 1293
Could ... have taken a job during
those weeks if one had been offered
U Persons 15 years old or older
V 0 .Not in universe
1 .Yes
2 .No - skip to SC1230
- D SC1228 2 1294
During the weeks that ... wanted a
job but was not looking for one,
what was the main reason ... was
not looking
U Persons 15 years old or older
V 00 .Not in universe
01 .Believes no work available in
line of work or area
02 .Couldn't find any work
03 .Lacks necessary schooling,
training, skills, or experience
04 .Employers think too young or
too old
05 .Other personal handicap in
finding job
06 .Can't arrange child care
07 .Family responsibilities
08 .In school or other training
09 .Ill health, physical disability
10 .Other
- D SC1230 2 1296
In the weeks that ... worked during

PERSON

DATA	SIZE	BEGIN
the 4-month period, how many hours did ... usually work per week Hours = 01-99 U Persons 15 years old or older V -1 .OK - skip to SC1239 -3 .None - skip to SC1239 00 .Not in universe		
D SC1232	1	1296
Check item R3 Did ... usually work 35 or more hours per week U Persons 15 years old or older V 0 .Not in universe 1 .Yes 2 .No - skip to SC1234		
D SC1234	1	1299
Did ... work less than 35 hours in any of the weeks that ... worked during this period U Persons 15 years old or older V 0 .Not in universe 1 .Yes 2 .No - skip to SC1239		
D SC1236	2	1300
In how many weeks did ... work less than 35 hours during this 4-month period. Range = -5,18 U Persons 15 years old or older V -5 .All weeks in reference period 00 .Not in universe		
D SC1238	1	1302
What was the main reason ... worked less than 35 hours in those weeks U Persons 15 years old or older V 0 .Not in universe 1 .Could not find a full-time job 2 .Wanted to work part-time 3 .Health condition or disability 4 .Normal working hours are less than 35 hours 5 .Slack work or material shortage 6 .Other		
D SC1239	1	1303
Check item R4		

156

PERSON

DATA SIZE BEGIN

The response to SC1059 is:

U Persons 15 years old or older

V 0 .Not in universe

1 .Yes (or blank)

2 .No - skip to SC1244

D SC1240 1 1304

During this 4-month period, did ...
receive any state unemployment
compensation payments

U Persons 15 years old or older

V 0 .Not in universe

1 .Yes

2 .No - skip to SC1244

D SC1242 1 1305

During this period, did ... also
receive any supplemental
unemployment benefits (sub)

U Persons 15 years old or older

V 0 .Not in universe

1 .Yes

2 .No

D SC1244 1 1306

Check item R5
is "worked" marked on the I55

U Persons 15 years old or older

V 0 .Not in universe

1 .Yes

2 .No - skip to SC1245

D SC1245 1 1307

During this 4-month period did ...
receive any worker's compensation
for any kind of job-related
illness or injury

U Persons 15 years old or older

V 0 .Not in universe

1 .Yes

2 .No

D SC1246 1 1308

Check item R5
Was an interview obtained for ...
last reference period

U Persons 15 years old or older

V 0 .Not in universe

PERSON

DATA	SIZE	BEGIN
1 .Yes		
2 .No - skip to SC1330		
D SC1250	1	1309
Check item R7		
Are any income types listed in the income roster		
U Persons 15 years old or older		
V 0 .Not in universe		
1 .Yes		
2 .No - skip to SC1284		
D SC1251	1	1310
The last time we obtained information, ... had received ... incomes during (8 months ago) through (5 months ago). Was this information recorded correctly		
U Persons 15 years old or older		
V 0 .Not in universe		
1 .Yes		
2 .No - skip to SC1284		
D SC1252	2	1311
Income code. Code from Income Source List. See appendix A-1		
U Persons 15 years old or older		
V 00 .Not in universe		
D SC1254	1	1313
In this reference period, did... get income from ... (code indicated in SC1252)		
U Persons 15 years old or older		
V 0 .Not in universe		
1 .Yes		
2 .No		
D SC1255	1	1314
In the previous reference period, did ... get income from ... (code indicated in SC1252)		
U Persons 15 years old or older		
V 0 .Not in universe		
1 .Should not have been listed		
2 .Was not listed; should have been		
D SC1256	2	1315
Income code. Code from Income		

PERSON

DATA	SIZE	BEGIN
------	------	-------

Source List. See appendix A-1

U Persons 15 years old or older

V 00 .Not in universe

D SC1258 1 1317

In this reference period, did...
get income from ... (code indicated
in SC1256)

U Persons 15 years old or older

V 0 .Not in universe

1 .Yes

2 .No

D SC1259 1 1316

In the previous reference period,
did ... get income from ... (code
indicated in SC1256)

U Persons 15 years old or older

V 0 .Not in universe

1 .Should not have been listed

2 .Was not listed; should have been

D SC1260 2 1319

Income code. Code from Income
Source List. See appendix A-1

U Persons 15 years old or older

V 00 .Not in universe

D SC1262 1 1321

In this reference period, did ...
get income from ... (code indicated
in SC1260)

U Persons 15 years old or older

V 0 .Not in universe

1 .Yes

2 .No

D SC1263 1 1322

In the previous reference period,
did ... get income from ... (code
indicated in SC1260)

U Persons 15 years old or older

V 0 .Not in universe

1 .Should not have been listed

2 .Was not listed; should have been

D SC1264 2 1323

Income code. Code from Income

PERSON

DATA SIZE BEGIN

- Source List. See appendix A-1
 U Persons 15 years old or older
 V 00 .Not in universe
- D SC1266 1 1325
 In this reference period, did ...
 get income from ... (code indicated
 in SC1264)
 U Persons 15 years old or older
 V 0 .Not in universe
 1 .Yes
 2 .No
- D SC1267 1 1326
 In the previous reference period,
 did ... get income from ... (code
 indicated in SC1264)
 U Persons 15 years old or older
 V 0 .Not in universe
 1 .Should not have been listed
 2 .Was not listed; should have been
- D SC1269 2 1327
 Income code. Code from Income
 Source List. See appendix A-1
 U Persons 15 years old or older
 V 00 .Not in universe
- D SC1270 1 1329
 In this reference period, did ...
 get income from ... (code indicated
 in SC1268)
 U Persons 15 years old or older
 V 0 .Not in universe
 1 .Yes
 2 .No
- D SC1271 1 1330
 In the previous reference period,
 did ... get income from ... (code
 indicated in SC1268)
 U Persons 15 years old or older
 V 0 .Not in universe
 1 .Should not have been listed
 2 .Was not listed; should have been
- D SC1272 2 1331
 Income code. Code from Income
 Source List. See appendix A-1

PERSON

DATA	SIZE	BEGIN
U Persons 15 years old or older		
V 00 .Not in universe		
D SC1274	1	1333
In this reference period, did ...		
get income from ... (code indicated		
in SC1272)		
U Persons 15 years old or older		
V 0 .Not in universe		
1 .Yes		
2 .No		
D SC1275	1	1334
In the previous reference period,		
did ... get income from ... (code		
indicated in SC1272)		
U Persons 15 years old or older		
V 0 .Not in universe		
1 .Should not have been listed		
2 .Was not listed; should have been		
D SC1276	2	1335
Income code. Code from Income		
Source List. See appendix A-1		
U Persons 15 years old or older		
V 00 .Not in universe		
D SC1278	1	1337
In this reference period, did ...		
get income from ... (code indicated		
in SC1275)		
U Persons 15 years old or older		
V 0 .Not in universe		
1 .Yes		
2 .No		
D SC1279	1	1338
In the previous reference period,		
did ... get income from ... (code		
indicated in SC1275)		
U Persons 15 years old or older		
V 0 .Not in universe		
1 .Should not have been listed		
2 .Was not listed; should have been		
D SC1290	2	1339
Income code. Code from Income		
Source List. See appendix A-1		

PERSON

DATA	SIZE	BEGIN
U Persons 15 years old or older		
V 00 .Not in universe		
D SC1282	1	1341
In this reference period, did ...		
get income from ... (code indicated		
in SC1280)		
U Persons 15 years old or older		
V 0 .Not in universe		
1 .Yes		
2 .No		
D SC1283	1	1342
In the previous reference period,		
did ... get income from ... (code		
indicated in SC1280)		
U Persons 15 years old or older		
V 0 .Not in universe		
1 .Should not have been listed		
2 .Was not listed; should have been		
D SC1284	1	1343
Did ... get any income from the		
Federal government		
U Persons 15 years old or older		
V 0 .Not in universe		
1 .Yes		
2 .No - skip to SC1286		
*		*
*	The next 3 fields (SC1284 through	*
*	SC1290) are possible answers to	*
*	the questions:	*
*		*
*	The income that ... received from	*
*	the Federal government was called	*
*	...; anything else (SC1292)	*
*		*
D SC1286	1	1344
Social Security		
U Persons 15 years old or older		
V 0 .Not marked as a kind of income or		
not in universe based on response		
to SC1284		
1 .Marked as kind of income		
D SC1288	1	1345
Federal Supplemental Security		
Income (SSI)		

PERSON

DATA	SIZE	BEGIN
U Persons 15 years old or older		
V 0 .Not marked as a kind of income or not in universe based on response to SC1284		
1 .Marked as kind of income		
D SC1290	1	1346
A serviceman's or widow's pension from the Veteran's Administration (VA)		
U Persons 15 years old or older		
V 0 .Not marked as a kind of income or not in universe based on response to SC1284		
1 .Marked as kind of income		
D SC1292	1	1347
Anything else		
U Persons 15 years old or older		
V 0 .Not marked as a kind of income or not in universe based on response to SC1284		
1 .Marked as kind of income		
D SC1294	2	1348
The income that ... received from the Federal government was called Code from Income Source List. See appendix A-1		
U Persons 15 years old or older		
V 00 .Not in universe		
D SC1296	1	1350
Did ... receive any (other) pension, disability, retirement, or survivor income		
U Persons 15 years old or older		
V 0 .Not in universe		
1 .Yes		
2 .No - skip to SC1324		
* * * * *		
* The next 10 fields (SC1298 through		*
* SC1320) are possible answers to		*
* the questions:		*
* * * * *		
* What was the source of this ...		*
* income; anything else (SC1322)		*
* * * * *		



PERSON

DATA	SIZE	BEGIN
D SC1298	1	1351
U.S. government railroad retirement		
U Persons 15 years old or older		
V 0 .Not marked as a source of income		
or not in universe based on		
response to SC1296		
1 .Marked as a source of income		
D SC1302	1	1352
Worker's compensation		
U Persons 15 years old or older		
V 0 .Not marked as a source of income		
or not in universe based on		
response to SC1296		
1 .Marked as a source of income		
D SC1304	1	1353
Payments from a sickness, accident		
or disability insurance policy		
purchased on your own		
U Persons 15 years old or older		
V 0 .Not marked as a source of income		
or not in universe based on		
response to SC1296		
1 .Marked as a source of income		
D SC1305	1	1354
Pension from company or union		
U Persons 15 years old or older		
V 0 .Not marked as a source of income		
or not in universe based on		
response to SC1296		
1 .Marked as a source of income		
D SC1306	1	1355
Federal civil service or other		
Federal civilian employee pension		
U Persons 15 years old or older		
V 0 .Not marked as a source of income		
or not in universe based on		
response to SC1296		
1 .Marked as a source of income		
D SC1310	1	1356
U.S. military retirement pay		
(exclude payments from the Veteran's		
Administration)		
U Persons 15 years old or older		
V 0 .Not marked as a source of income		

PERSON

DATA	SIZE	BEGIN
------	------	-------

or not in universe based on
response to SC1296

1 .Marked as a source of income

D SC1314	1	1357
----------	---	------

State government pension

U Persons 15 years old or older

V D .Not marked as a source of income
or not in universe based on
response to SC1296

1 .Marked as a source of income

D SC1316	1	1358
----------	---	------

Local government pension

U Persons 15 years old or older

V D .Not marked as a source of income
or not in universe based on
response to SC1296

1 .Marked as a source of income

D SC1318	1	1359
----------	---	------

Income from paid-up life insurance
policies or annuities

U Persons 15 years old or older

V D .Not marked as a source of income
or not in universe based on
response to SC1296

1 .Marked as a source of income

D SC1320	1	1360
----------	---	------

Other or don't know

U Persons 15 years old or older

V D .Not marked as a source of income
or not in universe based on
response to SC1296

1 .Marked as a source of income

D SC1322	2	1361
----------	---	------

What was the source of this ...
income; anything else. Code
from Income Source List. See
appendix A-1

U Persons 15 years old or older

V CD .Not in universe

D SC1324	1	1363
----------	---	------

Check Item R8

Is "Medicare" marked for ... on

PERSON

DATA	SIZE	BEGIN
control card item 47		
U Persons 15 years old or older		
V 0 .Not in universe		
1 .Yes - skip to SC1474		
2 .No		
D SC1326	1	1364
Check item R9		
Is "disabled" ranked for ... on control card item 47		
U Persons 15 years old or older		
V 0 .Not in universe		
1 .Yes - skip to SC1462		
2 .No		
D SC1329	1	1365
Check item R10		
Is ... 65 years of age or over		
U Persons 15 years old or older		
V 0 .Not in universe		
1 .Yes - skip to SC1462		
2 .No - skip to SC1474		
D SC1330	1	1366
Check item R11		
Is ... a veteran of the U.S. Armed Forces		
U Persons 15 years old or older		
V -1 .DK		
V 00 .Not in universe		
01 .Yes		
02 .No - skip to SC1340		
D SC1332	2	1367
How long did ... serve on active duty in the Armed Forces		
U Veterans of the U.S. Armed Forces		
V -1 .DK		
00 .Not in universe		
01 .Less than 6 months		
02 .6 to 23 months		
03 .2 to 19 years		
04 .20 or more years		
D SC1334	2	1369
Does ... have a service connected disability		
U Veterans of the U.S. Armed Forces		
V -1 .DK - skip to SC1336		

PERSON

DATA	SIZE	BEGIN
------	------	-------

00 .Not in universe		
01 .Yes		
02 .No - skip to SC1336		

D SC1336	1	1371
What is ...'s VA percent disability rating		

U Veterans of the U.S. Armed Forces		
-------------------------------------	--	--

V 0 .Not in universe		
----------------------	--	--

1 .1-10 percent		
-----------------	--	--

2 .11-29 percent		
------------------	--	--

3 .30-49 percent		
------------------	--	--

4 .50 percent		
---------------	--	--

5 .51-89 percent		
------------------	--	--

6 .90-99 percent		
------------------	--	--

7 .100 percent		
----------------	--	--

D SC1338	1	1372
During this 4-month period did ... receive pension or compensation payments from the Veterans' Administration		

U Veterans of the U.S. Armed Forces		
-------------------------------------	--	--

V 0 .Not in universe		
----------------------	--	--

1 .Yes		
--------	--	--

2 .No		
-------	--	--

D SC1340	1	1373
Check item R12 Is ... 19 years of age or over		

U Persons 15 years old or older		
---------------------------------	--	--

V 0 .Not in universe		
----------------------	--	--

1 .Yes		
--------	--	--

2 .No - skip to SC1385		
------------------------	--	--

D SC1342	1	1374
During this 4-month period did ... receive any Social Security payments		

U Persons 16 years old or older		
---------------------------------	--	--

V 0 .Not in universe		
----------------------	--	--

1 .Yes		
--------	--	--

2 .No - skip to SC1380		
------------------------	--	--

D SC1344	1	1375
Check item R13 Is ... 65 years of age or over		

U Persons 16 years old or older		
---------------------------------	--	--

V 0 .Not in universe		
----------------------	--	--

PERSON

DATA	SIZE	BEGIN
1 .Yes - skip to SC1354		
2 .No		
D SC1346	2	1376
What is the reason ... is getting Social Security; is it because ... is		
U Persons 18-64 years old		
V -1 .OK - skip to SC1354		
00 .Not in universe		
01 .Retired		
02 .Disabled		
03 .Widow(ed) or surviving child		
04 .Spouse or dependent child		
05 .Some other reason - skip to SC1354		
D SC1348	2	1378
Is there another reason ... receives Social Security		
U Persons 18-64 years old		
V -1 .OK - skip to SC1354		
00 .Not in universe		
01 .Retired - skip to SC1354		
02 .Disabled - skip to SC1354		
03 .Widow(ed) or surviving child - skip to SC1354		
04 .Spouse or dependent child - skip to SC1354		
05 .No other reason - skip to SC1354		
D SC1350	1	1380
Check Item R14		
Is ... the designated parent or guardian of children under 18 who live in this household		
U Persons 18-64 years old		
V 0 .Not in universe		
1 .Yes		
2 .No - skip to SC1354		
D SC1352	1	1381
During the 4-month period did ... receive any Social Security payments, especially for ...'s children (under 19)		
U Persons 18-64 years old		
V 0 .Not in universe		
1 .Yes		
2 .No		


PERSON

DATA	SIZE	BEGIN
D SC1354	1	1392
During this 4-month period did ... receive any Supplemental Security Income (SSI) payments from the U.S. government		
U Persons 18 years old or older		
V 0 .Not in universe		
1 .Yes		
2 .No - skip to SC1355		
D SC1359	1	1383
Check Item R15		
Is ... 40 years of age or over		
U Persons 18 years old or older		
V 0 .Not in universe		
1 .Yes		
2 .No - skip to SC1365		
D SC1360	1	1394
Has ... ever retired from a job or business		
U Persons 40 years old or older		
V 0 .Not in universe		
1 .Yes		
2 .No - skip to SC1364		
D SC1362	1	1385
During the 4-month period did ... receive any retirement income other than Social Security		
U Persons 40 years old or older		
V 0 .Not in universe		
1 .Yes		
2 .No - skip to SC1362		
#		#
#	The next 7 fields (SC1364 through	#
#	SC1378) are possible answers to the	#
#	questions:	#
#		#
#	What kind of retirement income:	#
#	anything else (SC1360)	#
#		#
D SC1364	1	1386
U.S. government railroad retirement		
U Persons 40 years old or older receiving retirement income		
V 0 .Not marked as a kind of retirement		

1

PERSON

DATA	SIZE	BEGIN
income or not in universe based on response to SC1362		
1		.Marked as a kind of retirement income
D SC1366	1	1387
Pension from company or union		
U		Persons 40 years old or older receiving retirement income
V 0		.Not marked as a kind of retirement income or not in universe based on response to SC1362
1		.Marked as a kind of retirement income
D SC1368	1	1388
Federal civil service or other Federal civilian employee pension		
U		Persons 40 years old or older receiving retirement income
V 0		.Not marked as a kind of retirement income or not in universe based on response to SC1362
1		.Marked as a kind of retirement income
D SC1370	1	1389
U.S. military retirement pay (exclude payments from the Veterans Administration)		
U		Persons 40 years old or older receiving retirement income
V 0		.Not marked as a kind of retirement income or not in universe based on response to SC1362
1		.Marked as a kind of retirement income
D SC1374	1	1390
State government pension		
U		Persons 40 years old or older receiving retirement income
V 0		.Not marked as a kind of retirement income or not in universe based on response to SC1362
1		.Marked as a kind of retirement income
D SC1376	1	1391
Local government pension		
U		Persons 40 years old or older receiving retirement income
V 0		.Not marked as a kind of retirement income or not in universe based on



PERSON

- | DATA | SIZE | BEGIN |
|---|------|---|
| response to SC1362 | | |
| 1 | | .Marked as a kind of retirement income |
| D SC1378 | 1 | 1392 |
| Other or don't know | | |
| U | | Persons 40 years old or older receiving retirement income |
| V 0 | | .Not marked as a kind of retirement income or not in universe based on response to SC1362 |
| 1 | | .Marked as a kind of retirement income |
| D SC1398 | 2 | 1393 |
| What kind of retirement income; anything else | | |
| Codes from Income Source List (1-66) | | |
| See appendix A-1 | | |
| U | | Persons 40 years old or older receiving retirement income |
| V 00 | | .Not in universe |
| D SC1382 | 1 | 1395 |
| During this 4-month period did ... receive any regular income from a paid-up life insurance policy or any other annuities | | |
| U | | Persons 40 years old or older receiving retirement income |
| V 0 | | .Not in universe |
| 1 | | .Yes |
| 2 | | .No |
| D SC1384 | 1 | 1396 |
| Check item R16 | | |
| Is ... 70 years of age or over | | |
| U | | Persons 40 years old or older receiving retirement income |
| V 0 | | .Not in universe |
| 1 | | .Yes - skip to SC1414 |
| 2 | | .No |
| D SC1386 | 1 | 1397 |
| Does ... have a physical, mental, or other health condition which limits the kind or amount of work ... can do | | |
| U | | Persons 15-67 years old |
| V 0 | | .Not in universe |
| 1 | | .Yes |
| 2 | | .No - skip to SC1414 |



PERSON

DATA	SIZE	BEGIN	
D SC1388	1	1398	
			During this 4-month period, did ...
			receive any income because of ...'s
			health condition or disability
U Persons 15-69 years old			
V 0			.Not in universe
1			.Yes
2			.No - skip to SC1414
*			*
*			The next 9 fields (SC1390 through
*			SC1402 and SC1406 through SC1410)
*			are possible answers to the question:
*			*
*			What kind of income (received because
*			of ...'s health condition or disability)
*			*
D SC1390	1	1399	
			U.S. government railroad retirement
U Persons 15-69 years old with a health			condition or disability
V 0			.Not marked as a kind of income or
			not in universe based on response
			to SC1388
1			.Marked as a kind of income
D SC1394	1	1400	
			Worker's compensation
U Persons 15-69 years old with a health			condition or disability
V 0			.Not marked as a kind of income or
			not in universe based on response
			to SC1388
1			.Marked as a kind of income
D SC1396	1	1401	
			Payments from a sickness, accident
			or disability insurance policy
			purchased on your own
U Persons 15-69 years old with a health			condition or disability
V 0			.Not marked as a kind of income or
			not in universe based on response
			to SC1388
1			.Marked as a kind of income
D SC1398	1	1402	
			Pension from company or union
U Persons 15-69 years old with a health			condition or disability

Vertical line on the left side of the page.

PERSON

DATA	SIZE	BEGIN
condition or disability		
V 0 .Not marked as a kind of income or Not in universe based on response to SC1368		
1 .Marked as a kind of income		
D SC1403	1	1403
Federal civil service or other Federal civilian employee pension		
U Persons 15-69 years old with a health condition or disability		
V 0 .Not marked as a kind of income or not in universe based on response to SC1368		
1 .Marked as a kind of income		
D SC1402	1	1404
U.S. military retirement pay (exclude payments from the Veterans Administration)		
U Persons 15-69 years old with a health condition or disability		
V 0 .Not marked as a kind of income or not in universe based on response to SC1368		
1 .Marked as a kind of income		
D SC1405	1	1405
State government pension		
U Persons 15-69 years old with a health condition or disability		
V 0 .Not marked as a kind of income or not in universe based on response to SC1368		
1 .Marked as a kind of income		
D SC1406	1	1406
Local government pension		
U Persons 15-69 years old with a health condition or disability		
V 0 .Not marked as a kind of income or not in universe based on response to SC1368		
1 .Marked as a kind of income		
D SC1410	1	1407
Other or don't know		
U Persons 15-69 years old with a health		



PERSON

DATA	SIZE	BEGIN
condition or disability		
V 0		.Not marked as a kind of income or not in universe based on response to SC1368
1		.Marked as a kind of income
D SC1412	2	1409
What kind of income		
Code from Income Source List (1-56)		
See appendix A-1		
U		Persons 15-69 years old with a health condition or disability
V 00		.Not in universe based on response to SC1368
D SC1414	1	1410
Check item R17		
What is ...'s marital status		
U		Persons 15 years old or older
V 0		.Not in universe
1		.Married - skip to SC1418
2		.Widowed - skip to SC1426
3		.Divorced
4		.Separated
5		.Never married - skip to SC1420
D SC1416	1	1411
Did ... receive any alimony during the 4-month period		
U		Persons 15 years old or older
V 0		.Not in universe
1		.Yes - skip to SC1420
2		.No - skip to SC1420
D SC1418	1	1412
Has ... ever been widowed or divorced		
U		Persons 15 years old or older
V 0		.Not in universe
1		.Widowed - skip to SC1426
2		.Divorced
3		.Both widowed and divorced
4		.No - skip to SC1458
D SC1420	1	1413
Check item R18		
Is ... the designated parent or guardian of children under 18 who live in this household		
U		Persons 15 years old or older

PERSON

DATA	SIZE	BEGIN
------	------	-------

V 0		.Not in universe
-----	--	------------------

1		.Yes
---	--	------

2		.No - skip to SC1424
---	--	----------------------

D SC1422	1	1414
----------	---	------

Did ... receive any child support payments during this 4-month period

U		Persons 15 years old or older
---	--	-------------------------------

V 0		.Not in universe
-----	--	------------------

1		.Yes
---	--	------

2		.No
---	--	-----

D SC1424	1	1415
----------	---	------

Check item R19

Is "both widowed and divorced" box marked in SC1418

U		Persons 15 years old or older
---	--	-------------------------------

V 0		.Not in universe
-----	--	------------------

1		.Yes
---	--	------

2		.No - skip to SC1426
---	--	----------------------

D SC1426	1	1416
----------	---	------

During this 4-month period, did ... receive any pensions or annuities as a widow(er)

U		Persons 15 years old or older
---	--	-------------------------------

V 0		.Not in universe
-----	--	------------------

1		.Yes
---	--	------

2		.No - skip to SC1428
---	--	----------------------

*		*
*	The next 10 fields (SC1428 through	*
*	SC1450) are possible answers to the	*
*	questions:	*
*		*
*	What kind of income was this (pensions	*
*	or annuities received as a widow(er));	*
*	anything else (SC1452)	*
*		*

D SC1428	1	1417
----------	---	------

U.S. government railroad retirement

U		Widowed persons 15 years old or older
---	--	---------------------------------------

V 0		.Not marked as a kind of income or not in universe based on response to SC1425
-----	--	--

1		.Marked as a kind of income
---	--	-----------------------------

D SC1430	1	1418
----------	---	------

Veterans compensation or pension



PERSON

DATA	SIZE	BEGIN
U Widowed persons 15 years old or older		
V 0 .Not marked as a kind of income or not in universe based on response to SC1426		
1 .Marked as a kind of income		
D SC1434	1	1419
Pension from company or union		
U Widowed persons 15 years old or older		
V 0 .Not marked as a kind of income or not in universe based on response to SC1426		
1 .Marked as a kind of income		
D SC1436	1	1420
Federal civil service or other Federal civilian employe pension		
U Widowed persons 15 years old or older		
V 0 .Not marked as a kind of income or not in universe based on response to SC1426		
1 .Marked as a kind of income		
D SC1438	1	1421
U.S. military retirement pay (exclude payments from the Veterans Administration)		
U Widowed persons 15 years old or older		
V 0 .Not marked as a kind of income or not in universe based on response to SC1426		
1 .Marked as a kind of income		
D SC1442	1	1422
State government pension		
U Widowed persons 15 years old or older		
V 0 .Not marked as a kind of income or not in universe based on response to SC1426		
1 .Marked as a kind of income		
D SC1444	1	1423
Local government pension		
U Widowed persons 15 years old or older		
V 0 .Not marked as a kind of income or not in universe based on response to SC1426		
1 .Marked as a kind of income		



PERSON

DATA	SIZE	BEGIN
D SC1444	1	1424
Income from paid-up life insurance policies or annuities		
U Widowed persons 15 years old or older		
V 0 .Not marked as a kind of income or not in universe based on response to SC1426		
1 .Marked as a kind of income		
D SC1448	1	1425
Payments from estate or trust		
U Widowed persons 15 years old or older		
V 0 .Not marked as a kind of income or not in universe based on response to SC1426		
1 .Marked as a kind of income		
D SC1450	1	1426
Other or don't know		
U Widowed persons 15 years old or older		
V 0 .Not marked as a kind of income or not in universe based on response to SC1426		
1 .Marked as a kind of income		
D SC1452	2	1427
What kind of other pension or annuity income received as a widower(s); anything else. Code from Income Source List (1-56). See appendix A-1		
U Widowed persons 15 years old or older		
V 00 .Not in universe based on response to SC1426		
D SC1454	1	1429
Check item R2C		
Is "veterans compensation or pension" marked in SC1430		
U Widowed persons 15 years old or older		
V 0 .Not in universe		
1 .Yes		
2 .No - skip to SC1455		
D SC1456	1	1430
Did ...'s late husband die while in the service or from a service-related injury		
U Widowed persons 15 years old or older		



PERSON

```

DATA          SIZE  BEGIN
V 0 .Not in universe
  1 .Yes, in the service
  2 .Yes, from service-related injury
  3 .No

D SC1458      1     1431
  Check item R21
  Is ... 65 years of age or over
U Persons 15 years old or older
V 0 .Not in universe
  1 .Yes - skip to SC1462
  2 .No

D SC1460      1     1432
  Check item R22
  Is ... disabled
U Persons 15-64 years old
V 0 .Not in universe
  1 .Yes
  2 .No - skip to SC1474

D SC1462      1     1433
  Is ... covered by Medicare
U Persons 65 years old or older and
  disabled persons 15-64 years old
V 0 .Not in universe
  1 .Yes
  2 .No - skip to SC1474
*
* The next field (SC1466) contains *
* possible answers to the first part *
* of the question: *
*
* May I see ...'s Medicare card to *
* record the claim number and type *
* of coverage *
*
*

D SC1466      2     1434
  Last two digits of claim number from
  Medicare card. This field is blank
  for those persons not covered by
  Medicare.
U Persons 65 years old or older and
  disabled persons 15-64 years old
V 00 .Not in universe / not answered
*
* The next field (SC1468) is the *
* answer to the second part of the *
```



PERSON

DATA	SIZE	BEGIN
* question:		*
* May I see ...'s Medicare card to		*
* record the claim number and type		*
* of coverage		*
*		*
D SC1465	1	1435
Type of coverage		
U Persons 65 years old or older and disabled persons 15-64 years old		
V 0 .Not in universe		
1 .Hospital only (type A) - skip to SC1474		
2 .Medical only (type B) - skip to SC1474		
3 .Both hospital and medical (type A and B) - skip to SC1474		
4 .Card not available		
D SC1470	1	1437
If I were to call later would you be able to provide ...'s Medicare number		
U Persons 65 years old or older and disabled persons 15-64 years old		
V 0 .Not in universe		
1 .Yes		
2 .No		
D SC1472	1	1438
Does ...'s Medicare help pay for doctor bills		
U Persons 65 years old or older and disabled persons 15-64 years old		
V 0 .Not in universe		
1 .Yes		
2 .No		
D SC1474	1	1439
Check item R23		
Is ... the designated parent or guardian of children under 18 who live in this household		
U Persons 15 years old or older		
V 0 .Not in universe		
1 .Yes - skip to SC1478		
2 .No		



PERSON

DATA	SIZE	BEGIN
D SC1476	1	1440
Check item R24		
Is ... 18 years of age or over		
U Persons 15 years old or older		
V 0 .Not in universe		
1 .Yes		
2 .No - skip to SC1536		
D SC1478	1	1441
Check item R25		
Is ISE code "27" (Food Stamps)		
listed in the income roster		
(SC1252 through SC1293)		
U Persons 15 years old or older		
V 0 .Not in universe		
1 .Yes - skip to SC1482		
2 .No		
D SC1480	1	1442
Was ... authorized to receive food		
stamps at any time during the 4 -		
month period		
U Persons 15 years old or older		
V 0 .Not in universe		
1 .Yes		
2 .No		
D SC1482	1	1443
Check item R26		
Interview status of ...'s spouse .		
U Persons 15 years old or older		
V 0 .Not in universe		
1 .No spouse in household		
2 .Interview for spouse not yet		
conducted		
3 .Interview for spouse already		
conducted - skip to SC1500		
D SC1484	1	1444
During the 4-month period, did ...		
receive any welfare such as AFDC,		
WIC, or general assistance (for ...		
or ...'s children)		
U Persons 15 years old or older		
V 0 .Not in universe		
1 .Yes		
2 .No - skip to SC1500		
#		#
#	The next 5 fields (SC1486 through	#

100

PERSON

DATA	SIZE	BEGIN	
* SC1495) are possible answers to			*
* the questions:			*
* what kind of welfare did ...			*
* receive; anything else (SC1498)			*
*			*
D SC1485	1	1445	
AFDC			
U Persons 15 years old or older and			
their dependents meeting eligibility			
requirements			
V 0 .Not marked as a kind of welfare or			
not in universe based on response			
to SC1484			
1 .Marked as a kind of welfare			
D SC1488	1	1446	
General assistance or general relief			
U Persons 15 years old or older and			
their dependents meeting eligibility			
requirements			
V 0 .Not marked as a kind of welfare or			
not in universe based on response			
to SC1484			
1 .Marked as a kind of welfare			
D SC1492	1	1447	
Foster child care			
U Persons 15 years old or older and			
their dependents meeting eligibility			
requirements			
V 0 .Not marked as a kind of welfare or			
not in universe based on response			
to SC1484			
1 .Marked as a kind of welfare			
D SC1494	1	1448	
WIC			
U Persons 15 years old or older and			
their dependents meeting eligibility			
requirements			
V 0 .Not marked as a kind of welfare or			
Not in universe based on response			
to SC1484			
1 .Marked as a kind of welfare			
D SC1496	1	1449	
Other or don't know			

PERSON

DATA	SIZE	BEGIN
U Persons 15 years old or older and their dependents meeting eligibility requirements		
V 0		.Not marked as a kind of welfare or not in universe based on response to SC1484
1		.Marked as a kind of welfare
D SC1498	2	1450
		What kind of welfare did ... receive; anything else. Code from Income Source List (1-56). See appendix A-1
U Persons 15 years old or older and their dependents meeting eligibility requirements		
V 00		.Not in universe
D SC1500	1	1452
		Check item R27 Is "Medicaid" marked for ... on control card item 47
U Persons 15 years old or older		
V 0		.Not in universe
1		.Yes - skip to SC1504
2		.No
D SC1502	1	1453
		During the 4-month period was ... covered by Medicaid or other public assistance program that pays for medical care
U Persons 15 years old or older and their dependents meeting eligibility requirements		
V 0		.Not in universe
1		.Yes - skip to 1506
2		.No - skip to 1506
D SC1504	1	1454
		Was ... covered by Medicaid during any time during the 4-month period
U Persons 15 years old or older and their dependents meeting eligibility requirements		
V 0		.Not in universe
1		.Yes
2		.No
D SC1506	1	1455
		Check item R29

182

PERSON

DATA SIZE BEGIN

Is ... the designated parent or guardian of children under 18 who live in this household

U Persons 15 years old or older and their dependents meeting eligibility requirements

V 0 .Not in universe

1 .Yes

2 .No - skip to SC1524

D SC1509 1 1456

Were any of ...'s children under 18 covered by Medicaid

U Persons 15 years old or older and their dependents meeting eligibility requirements

V 0 .Not in universe

1 .Yes

2 .No - skip to SC1524

D SC1510 2 1457

How many of ...'s children under 18 were covered by Medicaid

U Persons 15 years old or older and their dependents meeting eligibility requirements

V -5 .All children

.00 .Not in universe; some children covered

* * * * *
* The next 5 fields (SC1512 through *
* SC1520) are possible answers to *
* the question: *
* * * * *

* Which children were covered *
* * * * *

* Note: No person numbers are listed *
* here if "all" children are indicated *
* in SC1510 *
* * * * *

D SC1512 3 1459

Person no. = 101-199

U Children under 18 years old

V 000 .Not in universe

D SC1514 3 1457

Person no. = 101-199

U Children under 18 years old

V 000 .Not in universe

PERSON

DATA	SIZE	BEGIN
D SC1514	3	1465
Person no. = 101-199		
U Children under 18 years old		
V 000 .Not in universe		
D SC1518	3	1468
Person no. = 101-199		
U Children under 18 years old		
V 000 .Not in universe		
D SC1520	3	1471
Person no. = 101-199		
U Children under 18 years old		
V 000 .Not in universe		
D SC1524	1	1474
Check item R29		
Was ... or ...'s children covered		
by Medicaid		
U Persons 15 years old or older		
V 0 .Not in universe		
1 .Yes		
2 .No - skip to SC1536		
D SC1526	1	1475
Was .../(and) ...'s children)		
covered during the entire 4-month		
period		
U Persons 15 years old or older and		
their dependants meeting eligibility		
requirements		
V 0 .Not in universe		
1 .Yes - skip to SC1536		
2 .No		
*		*
*	The next 4 fields (SC1528 through	*
*	SC1534) are possible answers to the	*
*	question:	*
*		*
*	In which months (1-4) was .../(and)	*
*	... 's children) covered	*
*		*
		*
G SC1528	1	1476
Last month		
U Persons 15 years old or older and		
their dependants meeting eligibility		
requirements		
V 0 .Not marked as a month covered or		

194

PERSON

DATA SIZE BEGIN

not in universe based on response
to SC1526

1 .Marked as a month covered

D SC1530 1 1477

2 months ago

U Persons 15 years old or older and
their dependents meeting eligibility
requirements

V D .Not marked as a month covered or
not in universe based on response
to SC1526

1 .Marked as a month covered

D SC1532 1 1476

3 months ago

U Persons 15 years old or older and
their dependents meeting eligibility
requirements

V D .Not marked as a month covered or
not in universe based on response
to SC1526

1 .Marked as a month covered

D SC1534 1 1479

4 months ago

U Persons 15 years old or older and
their dependents meeting eligibility
requirements

V D .Not marked as a month covered or
not in universe based on response
to SC1526

1 .Marked as a month covered

D SC1536 1 1480

During the 4-month period, did ...
have group or individual health
insurance in ...'s own name

U Persons 15 years old or older

V D .Not in universe

1 .Yes - skip to SC1538


2 .No

D SC1537 1 1451

Was ... covered by a health insurance
plan in somebody else's name

U Persons 15 years old or older

V D .Not in universe



DATA	SIZE	BEGIN
1 .Yes - skip to SC1568		
2 .No - skip to SC1568		
D SC1538	1	1482
Did ... have this health insurance plan during the entire 4-month period		
U Persons 15 years old or older		
V 0 .Not in universe		
1 .Yes - skip to SC1548		
2 .No		
*		*
* The next 4 fields (SC1540 through		*
* SC1546) are possible answers to the		*
* questions:		*
*		*
* In which months (1-4) did ... have		*
* the plan		*
*		*
D SC1540	1	1483
Last month		
U Persons 15 years old or older		
V 0 .Not marked as a month with the plan or not in universe based on response to SC1538		
1 .Marked as a month with the plan		
D SC1542	1	1484
2 months ago		
U Persons 15 years old or older		
V 0 .Not marked as a month with the plan or not in universe based on response to SC1538		
1 .Marked as a month with the plan		
D SC1544	1	1485
3 months ago		
U Persons 15 years old or older		
V 0 .Not marked as a month with the plan or not in universe based on response to SC1538		
1 .Marked as a month with the plan		
D SC1546	1	1486
4 months ago		
U Persons 15 years old or older		
V 0 .Not marked as a month with the plan or not in universe based		

186

PERSON

DATA SIZE BEGIN

 on response to SC1535

 1 .Marked as a month with the plan

D SC1548 1 1487

 Did ... have a health plan
 provided through an employer or
 union (or through a former
 employer or a pension plan)

U Persons 15 years old or older

V 0 .Not in universe

 1 .Yes

 2 .No - skip to SC1552

D SC1550 1 1488

 Did the employer or union (former
 employer or pension plan) pay for
 part or all of the cost of this plan

U Persons 15 years old or older

V 0 .Not in universe

 1 .All

 2 .Part

 3 .None

D SC1552 1 1489

 Was this an individual plan or a
 family plan

U Persons 15 years old or older

V 0 .Not in universe

 1 .Individual - skip to SC1568

 2 .Family

D SC1554 1 1490

 Did ...'s health plan cover all the
 persons living here

U Persons 15 years old or older

V 0 .Not in universe

 1 .Yes - skip to SC1589

 2 .No

```
*
* The next 5 fields (SC1556 through *
* SC1564) are possible answers to the *
* question: *
* *
* Other than ..., which persons in *
* this household were covered by *
* ...'s plan *
* *
* Note: No person numbers appear in *
```


PERSON

DATA	SIZE	BEGIN
* plan covers all persons living here *		
* * *		
D SC1556	3	1491
Person no. = 101-999		
U All persons, including children		
V 000 .Not in universe		
D SC1558	3	1494
Person no. = 101-999		
U All persons, including children		
V 000 .Not in universe		
D SC1560	3	1497
Person no. = 101-999		
U All persons, including children		
V 000 .Not in universe		
D SC1562	3	1500
Person no. = 101-999		
U All persons, including children		
V 000 .Not in universe		
D SC1564	3	1503
Person no. = 101-999		
U All persons, including children		
V 000 .Not in universe		
D SC1566	2	1506
Other than ... which persons in this household were covered by ...'s plan. Range = -3,0		
U Persons 15 years old or older		
V -3 .No one else covered		
00 .Not in universe, some others covered		
D SC1568	1	1508
Check item R30		
Is ... the designated parent or guardian of children under 18 who live in this household		
U Persons 15 years old or older		
V 0 .Not in universe		
1 .Yes		
2 .No - skip to SC1538		
D SC1570	2	1509
Check item R31		
Have each of these children already		

PERSON

DATA	SIZE	BEGIN
been identified as members of a family health insurance plan		
U		Persons 15 years old or older
V -1		.OK - skip to SC1574 through SC1584
		00 .Not in universe
		01 .Yes
		02 .No - skip to SC1574 through SC1584
D SC1572	1	1511
I have recorded that all of ...'s children were covered by a health insurance plan - is that correct		
U		Persons 15 years old or older
V 0		.Not in universe
		1 .Yes- skip to SC1584
		2 .No
D SC1574	2	1512
How many of ...'s children were covered by a health insurance plan		
U		Persons 15 years old or older
V -5		.All children - skip to SC1588
		00 .Not in universe; some children covered
*		*
*		The next 5 fields (SC1574 through
*		SC1584) are possible answers to the
*		question:
*		*
*		Are any of (which of) ...'s
*		children were covered by a health
*		insurance plan
*		*
*		Note: No person numbers appear if
*		"all" children are indicated in
*		SC1574
*		*
D SC1576	3	1514
Person no. = 101-999		
U		Children under 18 years old
V 000		.Not in universe
D SC1578	3	1517
Person no. = 101-999		
U		Children under 18 years old
V 000		.Not in universe
D SC1580	3	1520
Person no. = 101-999		

PERSON

DATA	SIZE	BEGIN
U Children under 18 years old		
V 000 .Not in universe		
D SC1582	3	1523
Person no. = 101-999		
U Children under 18 years old		
V 000 .Not in universe		
D SC1584	3	1526
Person no. = 101-999		
U Children under 18 years old		
V 000 .Not in universe		
D SC1586	2	1529
Are any of (which of) ... 's children were covered by a health insurance plan		
U Persons 15 years old or older		
V -3 .No children covered		
00 .Not in universe; some children covered		
D SC1588	1	1531
Check item R32		
Are any assets listed in the asset roster		
U Persons 15 years old or older		
V 0 .Not in universe		
1 .Yes		
2 .No - skip to SC1622		
D SC1589	1	1532
The last time we obtained information ... had received ... assets during (8 months ago) through (8 months ago). Was this information recorded correctly		
U Persons 15 years old or older		
V 0 .Not in universe		
1 .Yes		
2 .No		
D SC1590	3	1533
Asset code		
Code from Income Source List.		
See appendix A-1		
U Persons 15 years old or older		
V 000 .Not in universe		
D SC1592	1	1536
In this reference period, did ...		

190

PERSON

DATA	SIZE	BEGIN
still own (have) ... asset indicated in SC1590		
U Persons 15 years old or older		
V 0 .Not in universe		
1 .Yes		
2 .No		
D SC1593	1	1537
in the previous reference period, did ... still own (have) ... asset indicated in SC1590		
U Persons 15 years old or older		
V 0 .Not in universe		
1 .Should not have been listed		
2 .Was not listed; should have been		
D SC1594	3	1538
Asset code. Code from Income Source List See appendix A-1		
U Persons 15 years old or older		
V 000 .Not in universe		
D SC1596	1	1541
In this reference period, did ... still own (have) ... asset indicated in SC1594		
U Persons 15 years old or older		
V 0 .Not in universe		
1 .Yes		
2 .No		
D SC1597	1	1547
in the previous reference period, did ... still own (have) ... asset indicated in SC1594		
U Persons 15 years old or older		
V 0 .Not in universe		
1 .Should not have been listed		
2 .Was not listed; should have been		
D SC1598	3	1543
Asset code Code from Income Source List See appendix A-1		
U Persons 15 years old or older		
V 000 .Not in universe		

PERSON

DATA	SIZE	BEGIN
D SC1400	1	1546
In this reference period, did ... still own (have) ... asset indicated in SC1598		
U Persons 15 years old or older		
V 0 .Not in universe		
1 .Yes		
2 .No		
D SC1401	1	1547
In the previous reference period, did ... still own (have) ... asset indicated in SC1598		
U Persons 15 years old or older		
V 0 .Not in universe		
1 .Should not have been listed		
2 .Was not listed; should have been		
D SC1402	3	1548
Asset code		
Code from Income Source List.		
See appendix A-1		
U Persons 15 years old or older		
V 000 .Not in universe		
D SC1404	1	1551
In this reference period, did ... still own (have) ... asset indicated in SC1432		
U Persons 15 years old or older		
V 0 .Not in universe		
1 .Yes		
2 .No		
D SC1405	1	1552
In the previous reference period, did ... still own (have) ... asset indicated in SC1432		
U Persons 15 years old or older		
V 0 .Not in universe		
1 .Should not have been listed		
2 .Was not listed; should have been		
D SC1406	3	1553
Asset code		
Code from Income Source List.		
See appendix A-1		
U Persons 15 years old or older		
V 000 .Not in universe		

PERSON

DATA	SIZE	BEGIN
D SC1605	1	1556
In this reference period, did ... still own (have) ... asset indicated in SC1606		
U Persons 15 years old or older		
V 0 .Not in universe		
1 .Yes		
2 .No		
D SC1609	1	1557
In the previous reference period, did ... still own (have) ... asset indicated in SC1606		
U Persons 15 years old or older		
V 0 .Not in universe		
1 .Should not have been listed		
2 .Was not listed; should have been		
D SC1610	3	1558
Asset code		
Code from Income Source List.		
See appendix A-1		
U Persons 15 years old or older		
V 000 .Not in universe		
D SC1612	1	1561
In this reference period, did ... still own (have) ... asset indicated in SC1610		
U Persons 15 years old or older		
V 0 .Not in universe		
1 .Yes		
2 .No		
D SC1613	1	1562
In the previous reference period, did ... still own (have) ... asset indicated in SC1610		
U Persons 15 years old or older		
V 0 .Not in universe		
1 .Should not have been listed		
2 .Was not listed; should have been		
D SC1614	3	1563
Asset code		
Code from Income Source List.		
See appendix A-1		
U Persons 15 years old or older		
V 000 .Not in universe		

DATA	SIZE	BEGIN
D SC1616	1	1566
In this reference period, did ... still own (have) ... asset indicated in SC1614		
U Persons 15 years old or older		
V 0 .Not in universe		
1 .Yes		
2 .No		
D SC1617	1	1567
In the previous reference period, did ... still own (have) ... asset indicated in SC1614		
U Persons 15 years old or older		
V 0 .Not in universe		
1 .Should not have been listed		
2 .Was not listed; should have been		
D SC1618	3	1568
Asset code		
Code from Income Source List.		
See appendix A-1		
U Persons 15 years old or older		
V 000 .Not in universe		
D SC1620	1	1571
In this reference period, did ... still own (have) ... asset indicated in SC1618		
U Persons 15 years old or older		
V 0 .Not in universe		
1 .Yes		
2 .No		
D SC1621	1	1572
In the previous reference period, did ... still own (have) ... asset indicated in SC1618		
U Persons 15 years old or older		
V 0 .Not in universe		
1 .Should not have been listed		
2 .Was not listed; should have been		
D SC1622	2	1573
During the 4-month period did ... have any (other) kinds of assets which earn interest or bring in money, such as the ones shown on this flashcard		

PERSON

DATA	SIZE	BEGIN
U Persons 15 years old or older		
V -1 .OK - skip to SC1656		
-2 .REF - skip to SC1656		
00 .Not in universe		
01 .Yes		
02 .No - skip to SC1656		
* The next 14 fields (SC1626 through		*
* SC1654) are possible answers to		*
* the questions:		*
* Which kinds of these assets did ...		*
* own; any others		*
*		*
D SC1626	1	1575
Regular or passbook savings accounts		
U Persons 15 years old or older		
V 0 .Not marked as a kind of asset		
or not in universe based on		
response to SC1622		
1 .Marked as a kind of asset		
D SC1628	1	1576
Money market accounts		
U Persons 15 years old or older		
V 0 .Not marked as a kind of asset		
or not in universe based on		
response to SC1622		
1 .Marked as a kind of asset		
D SC1630	1	1577
Certificates of deposit or other		
savings certificates		
U Persons 15 years old or older		
V 0 .Not marked as a kind of asset		
or not in universe based on		
response to SC1622		
1 .Marked as a kind of asset		
D SC1632	1	1578
NOW, Super NOW, or other		
interest-earning checking		
accounts		
U Persons 15 years old or older		
V 0 .Not marked as a kind of asset		
or not in universe based on		
response to SC1622		
1 .Marked as a kind of asset		

DATA	SIZE	BEGIN
D SC1636	1	1579
Money market funds		
U Persons 15 years old or older		
V 0 .Not marked as a kind of asset or not in universe based on response to SC1622		
1 .Marked as a kind of asset		
D SC1638	1	1580
U.S. government securities		
U Persons 15 years old or older		
V 0 .Not marked as a kind of asset or not in universe based on response to SC1622		
1 .Marked as a kind of asset		
D SC1640	1	1581
Municipal or corporate bonds		
U Persons 15 years old or older		
V 0 .Not marked as a kind of asset or not in universe based on response to SC1622		
1 .Marked as a kind of asset		
D SC1642	1	1592
Mortgages		
U Persons 15 years old or older		
V 0 .Not marked as a kind of asset or not in universe based on response to SC1622		
1 .Marked as a kind of asset		
D SC1644	1	1553
U.S. savings bonds (E,EE)		
U Persons 15 years old or older		
V 0 .Not marked as a kind of asset or not in universe based on response to SC1622		
1 .Marked as a kind of asset		
D SC1646	1	1584
Other interest earnings		
U Persons 15 years old or older		
V 0 .Not marked as a kind of asset or not in universe based on response to SC1622		
1 .Marked as a kind of asset		
D SC1648	1	1595
Stocks or mutual fund shares		

PERSON

DATA	SIZE	BEGIN
U Persons 15 years old or older		
V 0 .Not marked as a kind of asset or not in universe based on response to SC1622		
1 .Marked as a kind of asset		
D SC1650	1	1586
Rental property		
U Persons 15 years old or older		
V 0 .Not marked as a kind of asset or not in universe based on response to SC1622		
1 .Marked as a kind of asset		
D SC1652	1	1587
Royalties		
U Persons 15 years old or older		
V 0 .Not marked as a kind of asset or not in universe based on response to SC1622		
1 .Marked as a kind of asset		
D SC1654	1	1588
Other financial investments		
U Persons 15 years old or older		
V 0 .Not marked as a kind of asset or not in universe based on response to SC1622		
1 .Marked as a kind of asset		
D SC1656	1	1589
Check item R33		
Is ... 17 to 49 years of age		
U Persons 15 years old or older		
V 0 .Not in universe		
1 .Yes		
2 .No - skip to SC1694		
D SC1658	1	1590
During the past 4 months did ... attend school beyond the high school level including a college, university, or other school		
U Persons 17-49 years old		
V 0 .Not in universe		
1 .Yes		
2 .No - skip to SC1694		

DATA	SIZE	BEGIN
D SC1660	1	1591
Were any of ...'s educational expenses during the past 4 months paid for by the GI Bill, a Pell (BEOG) grant, a guaranteed or national direct student loan, or any other type of scholarship or grant		
U Persons 17-49 years old		
V 0	.Not in universe	
1	.Yes	
2	.No - skip to SC1692	
*		*
*	The next 9 fields (SC1662 through	
*	SC1678) are possible answers to the	
*	question:	
*		*
*	What kind of educational assistance	
*	did ... receive	
*		*
D SC1662	1	1592
GI/VEAP benefits		
U Persons 17-49 years old receiving educational assistance		
V 0	.Not marked as a kind of educational assistance or not in universe based on response to SC1660	
1	.Marked as a kind of educational assistance	
D SC1664	1	1593
Pell grant(BEOG)		
U Persons 17-49 years old receiving educational assistance		
V 0	.Not marked as a kind of educational assistance or not in universe based on response to SC1660	
1	.Marked as a kind of educational assistance	
D SC1666	1	1594
Supplemental educational opportunity grant(SEOG)		
U Persons 17-49 years old receiving educational assistance		
V 0	.Not marked as a kind of educational assistance or not in universe based on response to SC1660	

PERSON

DATA	SIZE	BEGIN
------	------	-------

1	.Marked as a kind of educational assistance	
---	---	--

D SC1668	1	1578
	Other VA educational assistance programs	

U	Persons 17-49 years old receiving educational assistance	
---	--	--

V 0	.Not marked as a kind of educational assistance or not in universe based on response to SC1660	
-----	--	--

1	.Marked as a kind of educational assistance	
---	---	--

D SC1670	1	1576
	Other scholarship, fellowship, or grant	

U	Persons 17-49 years old receiving educational assistance	
---	--	--

V 0	.Not marked as a kind of educational assistance or not in universe based on response to SC1660	
-----	--	--

1	.Marked as a kind of educational assistance	
---	---	--

D SC1672	1	1597
	Employer assistance	

U	Persons 17-49 years old receiving educational assistance	
---	--	--

V 0	.Not marked as a kind of educational assistance or not in universe based on response to SC1660	
-----	--	--

1	.Marked as a kind of educational assistance	
---	---	--

D SC1674	1	1598
	JTPA/CETA training allowance	

U	Persons 17-49 years old receiving educational assistance	
---	--	--

V 0	.Not marked as a kind of educational assistance or not in universe based on response to SC1660	
-----	--	--

1	.Marked as a kind of educational assistance	
---	---	--

D SC1676	1	1599
	Guaranteed student loan (GSL)	

U	Persons 17-49 years old receiving	
---	-----------------------------------	--

PERSON

DATA	SIZE	BEGIN
educational assistance		
V 0		.Not marked as a kind of educational Assistance or not in universe based on response to SC1660
1		.Marked as a kind of educational assistance
D SC1678	1	1600
National direct student loan (NSL)		
U		Persons 17-49 years old receiving educational assistance
V 0		.Not marked as a kind of educational assistance or not in universe based on response to SC1660
1		.Marked as a kind of educational assistance
D SC1680	1	1601
What kind of term system does ...'s school use - semester, trimester, quarter, or something else		
U		Persons 17-49 years old
V 0		.Not in universe
1		.Semester
2		.Trimester
3		.Quarter
4		.Other
D SC1682	4	1602
How much was ...'s total tuition and fees for the (semester/trimester/quarter/school term) Total tuition and fees = 1,3999.		
U		Persons 17-49 years old
V 0000		.Not in universe
4000		.4000 or more assistance
D SC1684	1	1606
Check item R34		
Is "Pell Grant (BEOG)" marked in SC1664		
U		Persons 17-49 years old receiving educational assistance
V 0		.Not in universe
1		.Yes
2		.No - skip to SC1686
D SC1688	1	1607
Check item R35		

200

PERSON

DATA SIZE BEGIN

Is SC1666, SC1669, SC1670, or SC1672
marked above.

U Persons 17-49 years old receiving
educational assistance

V 0 .Not in universe

1 .Yes

2 .No - skip to SC1692

D SC1690 4 1602

What was the total amount of ...'s
educational assistance for the
(semester/trimester/quarter/school
term)

Total amount = 1,3999.

U Persons 17-49 years old receiving
educational assistance

V 0000 .Not in universe

4000 .4000 or more assistance

D SC1692 1 1612

Did ... participate in the
federally funded work-study program
at school at any time during the
past 4 months

U Persons 17-49 years old receiving
educational assistance

V 0 .Not in universe

1 .Yes

2 .No

D SC1694 1 1613

Check item R36

What is ...'s marital status

U Persons 15 years old or older

V 0 .Not in universe

1 .Married; spouse absent

2 .Other - skip to SC1698

D SC1696 1 1614

Is ...'s spouse in the Armed Forces

U Persons 15 years old or older; married;
spouse absent

V 0 .Not in universe

1 .Yes

2 .No

D SC1698 1 1615

Check item R37

DATA	SIZE	BEGIN
Are any income types, assets, or "worked" or "other educational assistance" marked on the ISS		
U		Persons 15 years old or older
V	0	.Not in universe
	1	.Yes
	2	.No - skip to SC1704
D	SC1700	1 1616
During the 4-month period ... received income from ... is that correct		
U		Persons 15 years old or older
V	0	.Not in universe
	1	.Yes
	2	.No
D	SC1702	1 1617
Did ... receive income from any other source such as financial help from someone outside the household; payments from the government or anything else		
U		Persons 15 years old or older
V	0	.Not in universe
	1	.Yes - skip to SC1706 through SC1710
	2	.No - skip to SC1712
D	SC1704	1 1618
Did ... receive income from some source we have not covered		
U		Persons 15 years old or older
V	0	.Not in universe
	1	.Yes
	2	.No
*		*
*	The next 3 fields (SC1706 through SC1710) are possible answers to the questions:	
*		*
*		*
*	What kind of income did ... receive; anything else	*
*		*
*		*
D	SC1706	3 1619
Code from Income Source List. See appendix A-1		
U		Persons 15 years old or older
V	000	.Not in universe

PERSON

DATA	SIZE	BEGIN
D SC1708	3	1622
Code from Income Source List See appendix A.		
U Persons 15 years old or older		
V 000 .Not in universe		
D SC1710	3	1625
Code from Income Source List See appendix A.		
U Persons 15 years old or older		
V 000 .Not in universe		
D SC1712	1	1628
Check item E1 Is "worked" marked on ISS		
U Persons 15 years old or older		
V 0 .Not in universe		
1 .Yes		
2 .No - skip to first ISS code		
D SC1714	1	1629
During the 4-month period was ... working for an employer or was ... self-employed		
U Persons 15 years old or older		
V 0 .Not in universe		
1 .Worked for employer only		
2 .Self-employed only		
3 .Both worked for employer and self-employed		
D SC1716	1	1630
How many different employers did ... work for during this 4-month period		
U Persons 15 years old or older		
V 0 .Not in universe		
1 .1 employer		
2 .2 employers		
3 .3 or more employers		
D SC1718	1	1631
Check item E2 Is "both worked for employer and self-employed" marked in SC1714		
U Persons 15 years old or older		
V 0 .Not in universe		
1 .Yes		
2 .No		



PERSON

DATA	SIZE	BEGIN
*		*
* Labor force and recipient		*
* imputation flags		*
*		*
D PP-IMP01	1	1632
Person imputation flag 01		
Imputation flag for field 'SC1002'		
V 0 .Not imputed		
1 .Imputed		
D PP-IMP02	1	1633
Person imputation flag 02		
Imputation flag for fields 'SC1004'		
through 'SC1040'		
V 0 .Not imputed		
1 .Imputed		
D PP-IMP03	1	1634
Person imputation flag 03		
Imputation flag for field 'SC1042'		
V 0 .Not imputed		
1 .Imputed		
D PP-IMP04	1	1635
Person imputation flag 04		
Imputation flag for field 'SC1044'		
V 0 .Not imputed		
1 .Imputed		
D PP-IMP05	1	1636
Person imputation flag 05		
Imputation flag for field 'SC1046'		
V 0 .Not imputed		
1 .Imputed		
D PP-IMP06	1	1637
Person imputation flag 06		
Imputation flag for field 'SC1050'		
V 0 .Not imputed		
1 .Imputed		
D PP-IMP07	1	1638
Person imputation flag 07		
Imputation flag for field 'SC1052'		
V 0 .Not imputed		
1 .Imputed		
D PP-IMP08	1	1639
Person imputation flag 08		

Z04

PERSON

DATA	SIZE	BEGIN
Imputation flag for field 'SC1054'		
✓ 0		.Not imputed
1		.Imputed
0 PP-IMP09	1	1640
Person imputation flag 09		
Imputation flag for field 'SC1055'		
✓ 0		.Not imputed
1		.Imputed
0 PP-IMP10	1	1641
Person imputation flag 10		
Imputation flag for field 'SC1052'		
✓ 0		.Not imputed
1		.Imputed
0 PP-IMP11	1	1642
Person imputation flag 11		
Imputation flag for fields 'SC1050'		
through 'SC1074'		
✓ 0		.Not imputed
1		.Imputed
0 PP-IMP12	1	1643
Person imputation flag 12		
Imputation flag for field 'SC1093'		
✓ 0		.Not imputed
1		.Imputed
0 PP-IMP13	1	1644
Person imputation flag 13		
Imputation flag for fields 'SC1100'		
through 'SC1134'		
✓ 0		.Not imputed
1		.Imputed
0 PP-IMP14	1	1645
Person imputation flag 14		
Imputation flag for field 'SC1136'		
✓ 0		.Not imputed
1		.Imputed
0 PP-IMP15	1	1646
Person imputation flag 15		
Imputation flag for fields 'SC1138'		
through 'SC1172'		
✓ 0		.Not imputed
1		.Imputed

PERSON

DATA	SIZE	BEGIN
D PP-IMP16	1	1647
Person imputation flag 16		
Imputation flag for field 'SC1174'		
V 0		.Not imputed
1		.Imputed
D PP-IMP17	1	1648
Person imputation flag 17		
Imputation flag for field 'SC1176'		
V 0		.Not imputed
1		.Imputed
D PP-IMP18	1	1649
Person imputation flag 18		
Imputation flag for fields 'SC1178'		
through 'SC1214'		
V 0		.Not imputed
1		.Imputed
D PP-IMP19	1	1650
Person imputation flag 19		
Imputation flag for field 'SC1215'		
V 0		.Not imputed
1		.Imputed
D PP-IMP20	1	1651
Person imputation flag 20		
Imputation of 'SC1216'		
V 0		.Not imputed
1		.Imputed
D PP-IMP21	1	1652
Person imputation flag 21		
Imputation of 'SC1772'		
V 0		.Not imputed
1		.Imputed
D PP-IMP22	1	1653
Person imputation flag 22		
Imputation of 'SC1224'		
V 0		.Not imputed
1		.Imputed
D PP-IMP23	1	1654
Person imputation flag 23		
Imputation of 'SC1776'		
V 0		.Not imputed
1		.Imputed

PERSON

DATA	SIZE	BEGIN
D PP-IMP24	1	1655
Person imputation flag 24		
Imputation of 'SC1228'		
V 0	.Not imputed	
1	.Imputed	
D PP-IMP25	1	1656
Person imputation flag 25		
Imputation of 'SC1230'		
V 0	.Not imputed	
1	.Imputed	
D PP-IMP26	1	1657
Person imputation flag 26		
Imputation of 'SC1234'		
V 0	.Not imputed	
1	.Imputed	
D PP-IMP27	1	1658
Person imputation flag 27		
Imputation of 'SC1236'		
V 0	.Not imputed	
1	.Imputed	
D PP-IMP28	1	1659
Person imputation flag 28		
Imputation of 'SC1238'		
V 0	.Not imputed	
1	.Imputed	
D PP-IMP29	1	1660
Person imputation flag 29		
Imputation of 'SC1240'		
V 0	.Not imputed	
1	.Imputed	
D PP-IMP30	1	1661
Person imputation flag 30		
Imputation of 'SC1246'		
V 0	.Not imputed	
1	.Imputed	
D PP-IMP31	1	1662
Person imputation flag 31		
Imputation of 'SC1330'		
V 0	.Not imputed	
1	.Imputed	

PERSON

DATA	SIZE	BEGIN
D PP-IMP32	1	1663
Person imputation flag 32		
Imputation of 'SC1342'		
V 0	.Not imputed	
1	.Imputed	
D PP-IMP33	1	1664
Person imputation flag 33		
Imputation of 'SC1352'		
V 0	.Not imputed	
1	.Imputed	
D PP-IMP34	1	1665
Person imputation flag 34		
Imputation of 'SC1354'		
V 0	.Not imputed	
1	.Imputed	
D PP-IMP35	1	1666
Person imputation flag 35		
Imputation of 'SC1360'		
V 0	.Not imputed	
1	.Imputed	
D PP-IMP36	1	1667
Person imputation flag 36		
Imputation of 'SC1362'		
V 0	.Not imputed	
1	.Imputed	
D PP-IMP37	1	1668
Person imputation flag 37		
Imputation of 'SC1364' through		
'SC1380'		
V 0	.Not imputed	
1	.Imputed	
D PP-IMP38	1	1669
Person imputation flag 38		
Imputation of 'SC1382'		
V 0	.Not imputed	
1	.Imputed	
D PP-IMP39	1	1670
Person imputation flag 39		
Imputation of 'SC1386'		
V 0	.Not imputed	
1	.Imputed	

209

PERSON

DATA	SIZE	BEGIN
D PP-IMP40	1	1671
Person imputation flag 40		
Imputation of 'SC1389'		
V 0 .Not imputed		
1 .Imputed		
D PP-IMP41	1	1672
Person imputation flag 41		
Imputation of 'SC1390' through		
'SC1412'		
V 0 .Not imputed		
1 .Imputed		
D PP-IMP42	1	1673
Person imputation flag 42		
Imputation of 'SC1416'		
V 0 .Not imputed		
1 .Imputed		
D PP-IMP43	1	1674
Person imputation flag 43		
Imputation of 'SC1418'		
V 0 .Not imputed		
1 .Imputed		
D PP-IMP44	1	1675
Person imputation flag 44		
Imputation of 'SC1422'		
V 0 .Not imputed		
1 .Imputed		
D PP-IMP45	1	1676
Person imputation flag 45		
Imputation of 'SC1426'		
V 0 .Not imputed		
1 .Imputed		
D PP-IMP46	1	1677
Person imputation flag 46		
Imputation of 'SC1429' through		
'SC1452'		
V 0 .Not imputed		
1 .Imputed		
D PP-IMP47	1	1678
Person imputation flag 47		
Imputation of 'SC1456'		
V 0 .Not imputed		
1 .Imputed		

PERSON

DATA	SIZE	BEGIN
D PP-IMP48	1	1679
Person imputation flag 48		
Imputation of 'SC1462'		
V 0	.Not imputed	
1	.Imputed	
D PP-IMP49	1	1680
Person imputation flag 49		
Imputation of 'SC1472'		
V 0	.Not imputed	
1	.Imputed	
D PP-IMP50	1	1681
Person imputation flag 50		
Imputation of 'SC1480'		
V 0	.Not imputed	
1	.Imputed	
D PP-IMP51	1	1682
Person imputation flag 51		
Imputation of 'SC1484'		
V 0	.Not imputed	
1	.Imputed	
D PP-IMP52	1	1683
Person imputation flag 52		
Imputation of 'SC1486' through		
'SC1498'		
V 0	.Not imputed	
1	.Imputed	
D PP-IMP53	1	1684
Person imputation flag 53		
Imputation of 'SC1502'		
V 0	.Not imputed	
1	.Imputed	
D PP-IMP54	1	1685
Person imputation flag 54		
Imputation of 'SC1506'		
V 0	.Not imputed	
1	.Imputed	
D PP-IMP55	1	1686
Person imputation flag 55		
Imputation of 'SC1526'		
V 0	.Not imputed	
1	.Imputed	

210

PERSON

DATA	SIZE	BEGIN
D PP-IMP56	1	1687
Person imputation flag 56 Imputation of 'SC1528' through 'SC1534'		
V 0	.Not imputed	
1	.Imputed	
D PP-IMP57	1	1688
Person imputation flag 57 Imputation of 'SC1535'		
V 0	.Not imputed	
1	.Imputed	
D PP-IMP58	1	1689
Person imputation flag 58 Imputation of 'SC1537'		
V 0	.Not imputed	
1	.Imputed	
D PP-IMP59	1	1690
Person imputation flag 59 Imputation of 'SC1538'		
V 0	.Not imputed	
1	.Imputed	
D PP-IMP60	1	1691
Person imputation flag 60 Imputation of 'SC1540' through 'SC1545'		
V 0	.Not imputed	
1	.Imputed	
D PP-IMP61	1	1692
Person imputation flag 61 Imputation of 'SC1548'		
V 0	.Not imputed	
1	.Imputed	
D PP-IMP62	1	1693
Person imputation flag 62 Imputation of 'SC1550'		
V 0	.Not imputed	
1	.Imputed	
D PP-IMP63	1	1694
Person imputation flag 63 Imputation of 'SC1552'		
V 0	.Not imputed	
1	.Imputed	

PERSON

DATA	SIZE	BEGIN
D PP-IMP75	1	1695
Person imputation flag 75		
Imputation of 'SC1685'		
V 0		.Not imputed
1		.Imputed
D PP-IMP76	1	1696
Person imputation flag 76		
Imputation of 'SC1686'		
V 0		.Not imputed
1		.Imputed
D PP-IMP77	1	1697
Person imputation flag 77		
Imputation of 'SC1687' through		
'SC1678'		
V 0		.Not imputed
1		.Imputed
D PP-IMP78	1	1698
Person imputation flag 78		
Imputation of 'SC1688'		
V 0		.Not imputed
1		.Imputed
D PP-IMP79	1	1699
Person imputation flag 79		
Imputation of 'SC1689'		
V 0		.Not imputed
1		.Imputed
D PP-IMP80	1	1700
Person imputation flag 80		
Imputation of 'SC1690'		
V 0		.Not imputed
1		.Imputed
D PP-IMP81	1	1701
Person imputation flag 81		
Imputation of 'SC1691'		
V 0		.Not imputed
1		.Imputed
D PP-IMP82	1	1702
Person imputation flag 82		
Imputation of 'SC1692'		
V 0		.Not imputed
1		.Imputed



PERSON

DATA	SIZE	BEGIN
D PP-IMP83	1	1703
Person Imputation flag 83		
Imputation of 'SC1696'		
✓ 0		.Not imputed
1		.Imputed
D PP-IMP84	1	1704
Person Imputation flag 84		
Imputation of 'SC0902'		
✓ 0		.Not imputed
1		.Imputed
D PP-IMP85	1	1705
Person Imputation flag 85		
Imputation of 'SC1254'		
✓ 0		.Not imputed
1		.Imputed
D PP-IMP86	1	1706
Person Imputation flag 86		
Imputation of 'SC1258'		
✓ 0		.Not imputed
1		.Imputed
D PP-IMP87	1	1707
Person Imputation flag 87		
Imputation of 'SC1262'		
✓ 0		.Not imputed
1		.Imputed
D PP-IMP88	1	1708
Person Imputation flag 88		
Imputation of 'SC1266'		
✓ 0		.Not imputed
1		.Imputed
D PP-IMP89	1	1709
Person Imputation flag 89		
Imputation of 'SC1270'		
✓ 0		.Not imputed
1		.Imputed
D PP-IMP90	1	1710
Person Imputation flag 90		
Imputation of 'SC1274'		
✓ 0		.Not imputed
1		.Imputed

PERSON

DATA	SIZE	BEGIN
D PP-IMP91	1	1711
Person Imputation flag 91		
Imputation of 'SC1272'		
V 0 .Not Imputed		
1 .Imputed		
D PP-IMP92	1	1712
Person Imputation flag 92		
Imputation of 'SC1282'		
V 0 .Not imputed		
1 .Imputed		
D PP-IMP93	1	1713
Person Imputation flag 93		
Imputation of 'SC1284'		
V 0 .Not imputed		
1 .imputed		
D PP-IMP94	1	1714
Person Imputation flag 94		
Imputation of 'SC1285'		
through 'SC1294'		
V 0 .Not imputed		
1 .Imputed		
D PP-IMP95	1	1715
Person Imputation flag 95		
Imputation of 'SC1296'		
V 0 .Not imputed		
1 .Imputed		
D PP-IMP96	1	1716
Person Imputation flag 96		
Imputation of 'SC1298'		
through 'SC1322'		
V 0 .Not imputed		
1 .Imputed		
D PP-IMP97	1	1717
Person Imputation flag 97		
Imputation of 'SC1504'		
V 0 .Not imputed		
1 .Imputed		
D PP-IMP98	1	1718
Person Imputation flag 98		
Imputation of 'SC1592'		
V 0 .Not imputed		
1 .Imputed		

PERSON

DATA	SIZE	BEGIN
D PPIMP99	1	1719
Person Imputation flag 99		
Imputation of 'SC1596'		
V 0	.Not imputed	
1	.Imputed	
D PPIMP100	1	1720
Person Imputation flag 100		
Imputation of 'SC1600'		
V 0	.Not imputed	
1	.Imputed	
D PPIMP101	1	1721
Person Imputation flag 101		
Imputation of 'SC1604'		
V 0	.Not imputed	
1	.Imputed	
D PPIMP102	1	1722
Person Imputation flag 102		
Imputation of 'SC1608'		
V 0	.Not imputed	
1	.Imputed	
D PPIMP103	1	1723
Person Imputation flag 103		
Imputation of 'SC1612'		
V 0	.Not imputed	
1	.Imputed	
D PPIMP104	1	1724
Person Imputation flag 104		
Imputation of 'SC1616'		
V 0	.Not imputed	
1	.Imputed	
D PPIMP105	1	1725
Person Imputation flag 105		
Imputation of 'SC1620'		
V 0	.Not imputed	
1	.Imputed	
D PPIMP106	1	1726
Person Imputation flag 106		
Imputation of 'SC1622'		
V 0	.Not imputed	
1	.Imputed	

PERSON

DATA	SIZE	BEGIN
D FPIMP107	1	1727
Person Imputation flag 107		
Imputation of 'EC1626'		
V 0	.Not imputed	
1	.Imputed	
D FP-ORERT	1	1728
Rotation in which this person		
was interviewed before leaving		
another sample unit and joining		
this one		
U	Persons 15 years old and older	
D U-BRTHMN	2	1729
Preeditd month of birth		
Control card item 24		
U	All persons, including children	
V -9	.Not answered	
D FP-FILL	10	1731
Blank filler		



WAGE/SALARY

DATA	SIZE	BEGIN
D USSEGNUM	5	1
Sequence number of sample unit in which this record resides		
U All sample units		
D US-RCTYP	2	6
Record type indicator		
U Persons 15 years old and older		
V 50. Wage and salary record		
D WE-RCSEQ	2	8
Record sequence number within sample unit and record type		
U Persons 15 years old and older		
G US-ID	9	10
Identification number.		
Unique scrambled combination of the PSU (3) characters, segment (4) characters, and serial (2) characters) numbers of the original sample units.		
U Persons 15 years old and older		
D US-WAVE	1	19
Wave of data collection		
U Persons 15 years old and older		
D US-FINX	2	20
Index of the person record that owns this wage and salary record		
U Persons 15 years old and older		
D WE-OC	3	22
Edited and imputed 3-digit (1980 census) occupation code		
See Appendix A-4		
U Persons 15 years old and older		
D US-IND	3	25
Edited and imputed 3-digit (1980 census) industry code		
See Appendix A-5		
L Persons 15 years old and older		
*		*
*	The next 12 fields contain	*
*	employment and earnings by	*
*	months 1-4	*
*		*

WAGE/SALARY

DATA	SIZE	BEGIN
*	WS-EMP-1....4	*
*	WS-REC-1....4	*
*	WS-AMT-1....4	*
*		*
D	WS-EMP-1	1 28
	Number of weeks employed this month (1)	
U	Persons 15 years old and older	
V	0 .None or not in universe if classwk = 6	
	1	.1 week
	2	.2 weeks
	3	.3 weeks
	4	.4 weeks
	5	.5 weeks
D	WS-EMP-2	1 29
	Number of weeks employed this month (2)	
U	Persons 15 years old and older	
V	0 .None or not in universe if classwk = 6	
	1	.1 week
	2	.2 weeks
	3	.3 weeks
	4	.4 weeks
	5	.5 weeks
D	WS-EMP-3	1 30
	Number of weeks employed this month (3)	
U	Persons 15 years old and older	
V	0 .None or not in universe if classwk = 6	
	1	.1 week
	2	.2 weeks
	3	.3 weeks
	4	.4 weeks
	5	.5 weeks
D	WS-EMP-4	1 31
	Number of weeks employed this month (4)	
U	Persons 15 years old and older	
V	0 .None or not in universe if classwk = 6	
	1	.1 week
	2	.2 weeks

WAGE/SALARY

DATA	SIZE	BEGIN
3	.3 weeks	
4	.4 weeks	
5	.5 weeks	
D WS-REC-1	1	32
	Were earnings received this month (1)	
U	Persons 15 years old and older	
V 0	.Not in universe	
1	.Yes	
2	.No	
D WS-REC-2	1	33
	Were earnings received this month (2)	
U	Persons 15 years old and older	
V 0	.Not in universe	
1	.Yes	
2	.No	
D WS-REC-3	1	34
	Were earnings received this month (3)	
U	Persons 15 years old and older	
V 0	.Not in universe	
1	.Yes	
2	.No	
D WS-REC-4	1	35
	Were earnings received this month (4)	
U	Persons 15 years old and older	
V 0	.Not in universe	
1	.Yes	
2	.No	
D WS-AMT-1	5	36
	What is the dollar amount of the earnings from this job for this month (1). Range = 0,33332.	
U	Persons 15 years old and older	
D WS-AMT-2	5	41
	What is the dollar amount of the earnings from this job for this month (2). Range = 0,33332.	
U	Persons 15 years old and older	

WAGE/SALARY

DATA	SIZE	BEGIN
D WS-AMT-3	5	46
What is the dollar amount of the earnings from this job for this month (3). Range = 0,33332.		
U Persons 15 years old and older		
D WS-AMT-4	5	51
What is the dollar amount of the earnings from this job for this month (4). Range = 0,33332.		
U Persons 15 years old and older		
D SC2002	1	56
Check item E3.		
Enter employer I.D. number from control card item 42, or if a new employer, enter next available number. Employer ID number = 1-9		
U Persons 15 years old and older		
V 0 .Not answered		
D SC2012	1	57
was ... an employee of ...		
U Persons 15 years old and older		
V 0 .Not answered		
1 .A private company or individual		
2 .Federal government (exclude Armed Forces)		
3 .State government		
4 .Local government		
5 .Armed forces		
6 .Unpaid in family business or farm		
D SC2014	1	58
was ... employed by ... during the month period		
U Persons 15 years old and older		
V 0 .Not in universe		
1 .Yes - skip to SC2024		
2 .No		
*		*
* The next 4 fields (SC2016 through SC2022) are possible answers to the question:		
*		*
*		*
*		*
* When was ... employed by ... during this 4-month period (month & day)		
*		*

220

WAGE/SALARY

DATA	SIZE	BEGIN
D SC2014	2	59
"From" month (1-12)		
U Persons 15 years old and older		
V 00 .Not in universe		
D SC2018	2	61
"From" day (1-31)		
U Persons 15 years old and older		
V 00 .Not in universe		
D SC2020	2	63
"To" month (1-12)		
U Persons 15 years old and older		
V 00 .Not in universe		
D SC2022	2	65
"To" day (1-31)		
U Persons 15 years old and older		
V 00 .Not in universe		
D SC2024	2	67
How many hours per week did ...		
usually work at this job		
Hours = 1-99.		
U Persons 15 years old and older		
V -3 .None		
00 .Not in universe		
D SC2026	1	69
Was ... paid by the hour on this		
job		
U Persons 15 years old and older		
V 0 .Not in universe		
1 .Yes		
2 .No - skip to SC2030		
D SC2028	4	70
What was ...'s regular hourly pay		
rate (\$52 maximum) at the end		
of ... Range = 0:5200. Two		
implied decimals.		
U Persons 15 years old and older		
V 0000 .Not in Universe		
D SC2030	1	74
During the 4-month period how often		
was ... paid on this job		
U Persons 15 years old and older		

WAGE/SALARY

DATA	SIZE	BEGIN
V 0		
1		
2		
3		
4		
5		
*		*
*		*
*		*
*		*
*		*
D SC2032	5	75
What was the total amount of pay that ... received before deductions on this job last month. In dollars. Range = -3,33332.		
U	Persons 15 years old and older	
V	-0003	None
00000	Not in universe	
D SC2034	5	80
What was the total amount of pay that ... received before deductions on this job 2 months ago. In dollars. Range = -3,33332.		
U	Persons 15 years old and older	
V	-0003	None
00000	Not in universe	
D SC2036	5	85
What was the total amount of pay that ... received before deductions on this job 3 months ago. In dollars. Range = -3,33332.		
U	Persons 15 years old and older	
V	-0003	None
00000	Not in universe	
D SC2038	5	90
What was the total amount of pay that ... received before deductions on this job 4 months ago. In dollars. Range = -3,33332.		
U	Persons 15 years old and older	
V	-0003	None
00000	Not in universe	
C SC2040	1	75
Check item E4		

222

WAGE/SALARY

DATA SIZE BEGIN

Is "OK" marked in all parts of
SC2032 through SC2038.

U Persons 15 years old and older

V 0 .Not in universe

1 .Yes

2 .No

D SC2042 1 96

If we were to call back later would
you (or ...) be able to provide us
with the amounts of pay ...
received in each of these months

U Persons 15 years old and older

V 0 .Not in universe

1 .Yes

2 .No

* *
* Wage and salary imputation flag *
* *

D WS-IMP01 1 97

Wage and salary imputation flag 1
Imputation of field 'WS-CDC'

V 0 .Not imputed

1 .Imputed

D WS-IMP02 1 98

Wage and salary imputation flag 2
Imputation of field 'WS-IND'

V 0 .Not imputed

1 .Imputed

D WS-IMP03 1 99

Wage and salary imputation flag 3
Imputation of field 'SC2012'

V 0 .Not imputed

1 .Imputed

D WS-IMP04 1 100

Wage and salary imputation flag 4
Imputation of field 'SC2026'

V 0 .Not imputed

1 .Imputed

D WS-IMP05 1 101

Wage and salary imputation flag 5
Imputation of field 'SC2022'

V 0 .Not imputed

1 .Imputed

WAGE/SALARY

DATA	SIZE	BEGIN
D WS-IMP06	1	102
Wage and salary imputation flag & Imputation of field 'SC2030'		
V 0	.Not imputed	
1	.Imputed	
D WS-CAL01	1	103
Field 'SC2032' was calculated		
V 0	.Not calculated	
1	.Imputed input	
2	.No imputed input	
D WS-CAL02	1	104
Field 'SC2034' was calculated		
V 0	.Not calculated	
1	.Imputed input	
2	.No imputed input	
D WS-CAL03	1	105
Field 'SC2036' was calculated		
V 0	.Not calculated	
1	.Imputed input	
2	.No imputed input	
D WS-CAL04	1	106
Field 'SC2038' was calculated		
V 0	.Not calculated	
1	.Imputed Input	
2	.No imputed input	
D WS-PER10	5	107
Along with PSU/SRB/SER, identifies the person to which this record belongs. Digits 1-2 are entry address ID. Digits 3-5 are edited person number.		
D WS-FILL	1629	112
Blank filler		

SELF-EMPLOYMENT

DATA	SIZE	BEGIN
D SESEQNUM	5	1
Sequence number of sample unit in which this record resides		
U All sample units		
D SE-RTYP	2	6
Record type indicator		
U Persons 15 years old and older		
V 50 Self-employment record		
D SE-ROSEQ	2	8
Record sequence number within sample unit and record type		
U Persons 15 years old and older		
D SE-ID	9	10
Identification number. Unique scrambled combination of the PSL (3 characters), segment (4 characters), and serial (2 characters) numbers of the original sample address.		
U Persons 15 years old and older		
D SE-WAVE	1	19
Wave of data collection		
U Persons 15 years old and older		
D SE-PINX	2	20
Index of person record that follows this self-employment record		
U Persons 15 years old and older		
D SE-OC	3	22
Edited and imputed 3-digit (1980 census) occupation code		
See Appendix A-4		
U Persons 15 years old and older		
D SE-IND	3	25
Edited and imputed 3-digit (1980 census) industry code		
See Appendix A-5		
L Persons 15 years old and older		
*		*
*	The next 12 fields contain	*
*	business income by months 1-4	*
*		*
*	SE-WBE-1...4	*

SELF-EMPLOYMENT

DATA	SIZE	BEGIN
* SE-REC-1....4		*
* SE-AMT-1....4		*
*		*
D SE-WUB-1	1	28
Weeks with business this month (1).		
U Persons 15 years old and older		
V 0 .None		
1 .1 week		
2 .2 weeks		
3 .3 weeks		
4 .4 weeks		
5 .5 weeks		
D SE-WUB-2	1	29
Weeks with business this month (2).		
U Persons 15 years old and older		
V 0 .None		
1 .1 week		
2 .2 weeks		
3 .3 weeks		
4 .4 weeks		
5 .5 weeks		
D SE-WUB-3	1	30
Weeks with business this month (3).		
U Persons 15 years old and older		
V 0 .None		
1 .1 week		
2 .2 weeks		
3 .3 weeks		
4 .4 weeks		
5 .5 weeks		
D SE-WUB-4	1	31
Weeks with business this month (4).		
U Persons 15 years old and older		
V 0 .None		
1 .1 week		
2 .2 weeks		
3 .3 weeks		
4 .4 weeks		
5 .5 weeks		
D SE-REC-1	1	32
Did this person receive income from		
this business this month (1)		
U Persons 15 years old and older		
V 0 .Not in universe		

SELF-EMPLOYMENT

DATA	SIZE	BEGIN
1 .Yes		
2 .No		
D SE-REC-2	1	33
Did this person receive income from this business this month (2)		
U Persons 15 years old and older		
V D .Not in universe		
1 .Yes		
2 .No		
D SE-REC-3	1	34
Did this person receive income from this business this month (3)		
U Persons 15 years old and older		
V D .Not in universe		
1 .Yes		
2 .No		
D SE-REC-4	1	35
Did this person receive income from this business this month (4)		
U Persons 15 years old and older		
V D .Not in universe		
1 .Yes		
2 .No		
D SE-AMT-1	5	36
Amount of income received this month (1). In dollars.		
Range = 0.33332.		
U Persons 15 years old and older		
D SE-AMT-2	5	41
Amount of income received this month (2). In dollars.		
Range = 0.33332.		
U Persons 15 years old and older		
D SE-AMT-3	5	46
Amount of income received this month (3). In dollars.		
Range = 0.33332.		
U Persons 15 years old and older		
D SE-AMT-4	5	51
Amount of income received this month (4). In dollars.		



SELF-EMPLOYMENT

DATA	SIZE	BEGIN
------	------	-------

Range = 0:33332.

Persons 15 years old and older

SC2202 1 56

Check item S1.

Enter business I.D. number from
control card item 43) or if a
new business, enter next
available number. Business ID
number = 1-9

Persons 15 years old and older

0 .Not answered

SC2212 2 57

How many hours per week did ...
usually work at this business
Total hours = 1,99.

Persons 15 years old and older

-3, None

SC2214 1 59

Do you think that the gross earnings
of this business will be \$1,000 or
more during the next 12 months

Persons 15 years old and older

0 .Not in universe

1 .Yes

2 .No - skip to SC2260

SC2216 1 60

Check item S2

Have questions SC2216 through SC2230
already been answered for this
business by another household member

Persons 15 years old and older

0 .Not in universe

1 .Yes - skip to SC2232

2 .No

SC2215 1 61

What was the total number of
employees working for this
business; be sure to include ...

Persons 15 years old and older

0 .Not in universe

1 .1 employee

2 .2 employees

3 .3 - 5 employees

4 .6 or more employees

SELF-EMPLOYMENT

DATA	SIZE	BEGIN
D SC2220	1	42
Was ...'s business incorporated		
U Persons 15 years old and older		
V 0 .Not in universe		
1 .Yes - skip to SC2224		
2 .No		
D SC2222	1	43
Was ...'s business a sole proprietorship or a partnership		
U Persons 15 years old and older		
V 0 .Not in universe		
1 .Sole proprietorship - skip to SC2232		
2 .Partnership		
D SC2224	1	44
Aside from ... were any other members of this household owners or partners in this business		
U Persons 15 years old and older		
V 0 .Not in universe		
1 .Yes		
2 .No - skip to SC2232		
*		*
*	The next 3 fields (SC2226 through	*
*	SC2230) are possible answers to	*
*	the question:	*
*		*
*	Which members (were owners or	*
*	partners in this business)	*
*		*
D SC2226	3	45
Person No. 101 - 999		
U Persons 15 years old and older		
V 000 .Not in universe		
D SC2228	3	48
Person No. 101 - 199		
U Persons 15 years old and older		
V 000 .Not in universe		
D SC2230	3	71
Person No. 101 - 999		
U Persons 15 years old and older		
V 000 .Not in universe		
D SC2232	1	74
Was ... paid a regular salary from		

SELF-EMPLOYMENT

DATA	SIZE	BEGIN
this business during the 4-month period		
U Persons 15 years old and older		
V 0 .Not in universe		
1 .Yes		
2 .No		
D SC2234	1	75
Did ... receive any (other) income from the business during this 4 month period		
U Persons 15 years old and older		
V 0 .Not in universe		
1 .Yes		
2 .No		
D SC2236	1	76
Check item S3		
is "yes" marked in either SC2232 or SC2234		
U Persons 15 years old and older		
V 0 .Not in universe		
1 .Yes		
2 .No - skip to SC2250		
*		*
* The next 4 fields (SC2239 through *		
* SC2244) contain business income *		
* by month *		
* *		
D SC2238	5	77
What was the total amount of income that ... received from this business last month. In dollars. Range = -3,33332.		
U Persons 15 years old and older		
V -0003 .None		
00000 .Not in universe		
D SC2240	5	82
What was the total amount of income that ... received from this business 2 months ago. In dollars. Range = -3,33332.		
U Persons 15 years old and older		
V -0003 .None		
00000 .Not in universe		
D SC2242	5	87
What was the total amount of income		



SELF-EMPLOYMENT

DATA	SIZE	BEGIN
------	------	-------

that ... received from this business 3 months ago. In dollars.
Range = -3,33332.

Persons 15 years old and older

-0003 .None

00000 .Not in universe

SC2244 5 92

What was the total amount of income that ... received from this business 4 months ago. In dollars.
Range = -3,33332.

Persons 15 years old and older

-0003 .None

00000 .Not in universe

SC2246 1 97

Check item 94
Is "DK" marked in all parts of SC2239 - SC2244.

Persons 15 years old and older

0 .Not in universe

1 .Yes

2 .No - skip to SC2250

SC2248 1 98

If I were to call back later would you (or ...) be able to provide us with the amounts of income ... received in each of these months

Persons 15 years old and older

0 .Not in universe

1 .Yes

2 .No

SC2250 1 99

Check item 95
Is this business incorporated

Persons 15 years old and older

0 .Not in universe

1 .Yes

2 .No

SC2252 1 100

Check item 96
Has information about the net profit (or loss) for this business already been obtained by another

SELF-EMPLOYMENT

DATA	SIZE	BEGIN
household member		
U Persons 15 years old and older		
V 0 .Not in universe		
1 .Yes		
2 .No		
D SC2254	1	101
Can...give an estimate of the net profit (or loss) during the 4-month period shown on the calendar		
U Persons 15 years old and older		
V 0 .Not in universe		
1 .Yes		
2 .No		
D SC2256	6	102
What was the net profit (or loss) from this business during the 4-month period. In dollars.		
Range = -33332,33332.		
U Persons 15 years old and older		
V 000000 .Not in universe		
D SC2260	5	103
About how much did ... earn from this business after expenses during the 4-month period. In dollars.		
Range = -3,33332.		
U Persons 15 years old and older		
V -0000 .None		
00000 .Not in universe		
*		*
*	Self-employment imputation flag	*
*		*
D SE-IMP01	1	113
Self-employment imputation flag 1		
Imputation at field 'SE-000'		
V 0 .Not imputed		
1 .Imputed		
D SE-IMP02	1	114
Self-employment imputation flag 2		
Imputation at field 'SE-IMP'		
V 0 .Not imputed		
1 .Imputed		
D SE-IMP03	1	115
Self-employment imputation flag 3		

SELF-EMPLOYMENT

DATA	SIZE	BEGIN
Imputation of field 'SC2214'		
V 0		.Not imputed
1		.Imputed
D SE-IMP04	1	116
Self-employment imputation flag 4		
Imputation of field 'SC2218'		
V 0		.Not imputed
1		.Imputed
D SE-IMP05	1	117
Self-employment imputation flag 5		
Imputation of field 'SC2220'		
V 0		.Not imputed
1		.Imputed
D SE-IMP06	1	118
Self-employment imputation flag 6		
Imputation of field 'SC2222'		
V 0		.Not imputed
1		.Imputed
D SE-IMP07	1	119
Self-employment imputation flag 7		
Imputation of field 'SC2232'		
V 0		.Not imputed
1		.Imputed
D SE-IMP08	1	120
Self-employment imputation flag 8		
Imputation of field 'SC2234'		
V 0		.Not imputed
1		.Imputed
D SE-IMP09	1	121
Self-employment imputation flag 9		
Imputation of field 'SC2254'		
V 0		.Not imputed
1		.Imputed
D SE-IMP10	1	122
Self-employment imputation flag 10		
Imputation of fields 'SC2256' / 'SC2258'		
V 0		.Not imputed
1		.Imputed
D SE-IMP11	1	123
Self-employment imputation flag 11		

SELF-EMPLOYMENT

DATA	SIZE	BEGIN
Imputation of field 'SC2260'		
V 0		.Not imputed
1		.Imputed
D SE-CAL01	1	124
Field 'SC2238' was calculated		
V 0		.Not calculated
1		.Imputed input
2		.No imputed input
D SE-CAL02	1	125
Field 'SC2240' was calculated		
V 0		.Not calculated
1		.Imputed input
2		.No imputed input
D SE-CAL03	1	126
Field 'SC2242' was calculated		
V 0		.Not calculated
1		.Imputed input
2		.No imputed input
D SE-CAL04	1	127
Field 'SC2244' was calculated		
V 0		.Not calculated
1		.Imputed input
2		.No imputed input
D SE-PERID	5	128
Along with- FSU/SEG/SER, ident # as the person to which this record belongs. Digits 1-2 are entry address ID. Digits 3-5 are edited person number.		
D SE-FILL	1406	133
Blank filler		

GENERAL TYPE 1

DATA	SIZE	BEGIN
D G1SEGNUM	5	1
Sequence number of sample unit in which this record resides		
U All sample units		
D G1-RCTYP	2	6
Record type indicator		
U General-Type 1		
V 70.Type 1 general amounts income record		
D G1-RCSEQ	2	8
Record sequence number within sample unit and record type		
U General-Type 1		
D G1-ID	9	10
Identification number		
Unique scrambled combination of the PSU (3 characters), segment (4 characters), and serial (2 characters) numbers of the original sample address		
U General-Type 1		
D G1-WAVE	1	19
Wave of data collection		
U General-Type 1		
D G1-PINX	2	20
Index of person record that owns this type 1 general amounts income record		
U Persons receiving a specific income type		
*		*
* The next 16 fields contain income * * rec piency by months 1-4 * * * * G1-REC-1....4 * * G1-AMT-1....4 * * SS-REC-1....4 * * SS-AMT-1....4 * * *		
D G1-REC-1	1	27
Rec piency of income from this source Month 1 of the reference period		
U Persons receiving a specific income type (ISS codes 1-75) for this month		

GENERAL TYPE 1

DATA	SIZE	BEGIN
V 1 .Yes		
2 .No		
D G1-REC-2	1	23
Reciency of income from this source		
Month 2 of the reference period		
U Persons receiving a specific income type		
(ISS codes 1-75) for this month		
V 1 .Yes		
2 .No		
D G1-REC-3	1	24
Reciency of income from this source		
Month 3 of the reference period		
U Persons receiving a specific income type		
(ISS codes 1-75) for this month		
V 1 .Yes		
2 .No		
D G1-REC-4	1	25
Reciency of income from this source		
Month 4 of the reference period		
U Persons receiving a specific income type		
(ISS codes 1-75) for this month		
V 1 .Yes		
2 .No		
D G1-AMT-1	5	26
Amount of this income type received		
Month 1 of the reference period		
Range = 0,33332. In dollars.		
U Persons receiving a specific income type		
(ISS codes 1-75) for this month		
D G1-AMT-2	5	31
Amount of this income type received		
Month 2 of the reference period		
Range = 0,33332. In dollars.		
U Persons receiving a specific income type		
(ISS codes 1-75) for this month		
D G1-AMT-3	5	36
Amount of this income type received		
Month 3 of the reference period		
Range = 0,33332. In dollars.		
U Persons receiving a specific income type		
(ISS codes 1-75) for this month		
D G1-AMT-4	5	41
Amount of this income type received		

GENERAL TYPE 1

DATA	SIZE	BEGIN
Month 4 of the reference period Range = 0,33332. In dollars.		
U Persons receiving a specific income type (ISS codes 1-79) for this month		
D KIDSS-1	1	46
Reciprocity of Social Security/ railroad retirement income for children. Month 1 of the reference period		
U Children age 0-17 years old		
V 0 .Not in universe		
1 .Yes		
2 .No		
D KIDSS-2	1	47
Reciprocity of Social Security/ railroad retirement income for children. Month 2 of the reference period		
U Children age 0-17 years old		
V 0 .Not in universe		
1 .Yes		
2 .No		
D KIDSS-3	1	48
Reciprocity of Social Security/ railroad retirement income for children. Month 3 of the reference period		
U Children age 0-17 years old		
V 0 .Not in universe		
1 .Yes		
2 .No		
D KIDSS-4	1	49
Reciprocity of Social Security/ railroad retirement income for children. Month 4 of the reference period		
U Children age 0-17 years old		
V 0 .Not in universe		
1 .Yes		
2 .No		
D KIDAMT-1	4	50
Amount of Social Security/railroad retirement income received for		

GENERAL TYPE 1

DATA	SIZE	BEGIN
		children. Month 1 of the reference period. Range = 0:5000. In dollars.
U		Children age 0-17 years old
D	4	54
		Amount of Social Security/railroad retirement income received for children. Month 2 of the reference period. Range = 0:5000. In dollars.
U		Children age 0-17 years old
D	4	58
		Amount of Social Security/railroad retirement income received for children. Month 3 of the reference period. Range = 0:5000. In dollars.
U		Children age 0-17 years old
D	4	62
		Amount of Social Security/railroad retirement income received for children. Month 4 of the reference period. Range = 0:5000. In dollars.
U		Children age 0-17 years old
D	1	66
		Social Security/railroad retirement reciprocity indicator
U		All household members
V		Not in universe
		1 .Adult benefits received in own name only
		2 .Only adult benefits received jointly with spouse
		3 .Only child benefits received
		4 .Adult benefits received in own name and child benefits received
		5 .Adult benefits received jointly with spouse and child benefits received
D	2	67
		You saw ... received ... income during the 4-month period. Income source list. See appendix A-1
U		All household members
D	1	69
		Check item A1
		Mark the income type code

GENERAL TYPE 1

DATA	SIZE	BEGIN
U All household members		
V 1		ISS code 1 or 2 (SS or RR)
2		ISS code 25 (WIC) - skip to SC3139 through SC3144
3		ISS code 27 (food stamps) - skip to SC3100
4		Other ISS codes - skip to SC3016 through SC3030
D SC3004	1	70
		Check item A2
		Is ... a designated parent, or guardian of children under age 18
U Household members age 15 years or older		
V 0		Not in universe
1		Yes
2		No - skip to SC3010
D SC3006	1	71
		During this 4-month period, were any separate payments from Social Security/railroad retirement received especially for the children
U Household members age 15 years or older receiving Social Security/railroad retirement (ISS codes 1,2)		
V 0		Not in universe
1		Yes
2		No - skip to SC3010
D SC3008	1	72
		Did ... also receive a separate payment for (himself/herself) during any of these months
U Household members age 15 years or older receiving Social Security/railroad retirement (ISS codes 1, 2)		
V 0		Not in universe
1		Yes
2		No - skip to SC3070 through SC3094
D SC3010	1	73
		Check item A3
		Is ... married
U Household members age 15 years or older receiving Social Security/railroad retirement (ISS codes 1, 2)		
V 0		Not in universe



GENERAL TYPE 1

DATA	SIZE	BEGIN
a specific income type (ISS codes 1-24 or 28-75) which could also include payments for children		
V 00000		.Not in universe
D SC3020	1	92
Did ... receive any ... income 2 months ago		
U Persons age 15 years or older receiving a specific income type (ISS codes 1-24 or 28-75) which could also include payments for children		
V 1		.Not in universe
1 .Yes		
2 .No		
D SC3022	5	83
How much did ... receive 2 months ago. In dollars.		
Range = 0.33332.		
U Persons age 15 years or older receiving a specific income type (ISS codes 1-24 or 28-75) which could also include payments for children		
V 00000		.Not in universe
D SC3024	1	88
Did ... receive any ... income 3 months ago		
U Persons age 15 years or older receiving a specific income type (ISS codes 1-24 or 28-75) which could also include payments for children		
V 0		.Not in universe
1 .Yes		
2 .No		
D SC3026	5	87
How much did ... receive dollars.		
Range = 0.33332.		
U Persons age 15 years or older receiving a specific income type (ISS codes 1-24 or 28-75) which could also include payments for children		
V 00000		.Not in universe
D SC3028	1	94
Did ... receive any ... income		

GENERAL TYPE 1

DATA	SIZE	BEGIN
4 months ago		
U		Persons age 15 years or older receiving a specific income type (ISS codes 1-24 or 28-75) which could also include payments for children
V	0	.Not in universe
	1	.Yes
	2	.No
D	SC3030	5 95
		How much did ... receive dollars.
		Range = 0,33332.
U		Persons age 15 years or older receiving a specific income type (ISS codes 1-24 or 28-75) which could also include payments for children
V	00000	.Not in universe
D	SC3032	1 105
		Check item A5
		Mark the income type code .
U		Persons age 15 years or older receiving a specific income type
V	0	.Not in universe
	1	.ISS codes 1 or 2 - skip to SC3032
	2	.ISS codes 8, 20, 21, 23, and 24
	3	.All other income codes - skip to next ISS code
D	SC3034	1 101
		Were all the people living here covered by ...'s payments
U		Persons age 15 years or older receiving a specific income type (ISS codes 8, 20, 21, 23, or 24)
V	0	.Not in universe
	1	.Yes - skip to SC3036
	2	.No
*		*
*		The next 10 fields (SC3036 through *
*		SC3054) are possible answers to *
*		the question: *
*		*
*		Which persons were covered *
*		*
D	SC3036	3 102
		Person No. 101-499



GENERAL TYPE 1

DATA	SIZE	BEGIN
U Household members, including children, receiving a specific income type (ISS codes 8, 20, 21, 23, or 24)		
V 000 .Not in universe		
D SC3038	3	105
Person No. 101-999		
U Household members, including children, receiving a specific income type (ISS codes 8, 20, 21, 23, or 24)		
V 000 .Not in universe		
D SC3040	3	108
Person No. 101-999		
U Household members, including children, receiving a specific income type (ISS codes 8, 20, 21, 23, or 24)		
V 000 .Not in universe		
D SC3042	3	111
Person No. 101-999		
U Household members, including children, receiving a specific income type (ISS codes 8, 20, 21, 23, or 24)		
V 000 .Not in universe		
D SC3044	3	114
Person No. 101-999		
U Household members, including children, receiving a specific income type (ISS codes 8, 20, 21, 23, or 24)		
V 000 .Not in universe		
D SC3046	3	117
Person No. 101-999		
U Household members, including children, receiving a specific income type (ISS codes 8, 20, 21, 23, or 24)		
V 000 .Not in universe		
D SC3048	3	120
Person No. 101-999		
U Household members, including children, receiving a specific income type (ISS codes 8, 20, 21, 23, or 24)		
V 000 .Not in universe		
D SC3050	3	123
Person No. 101-999		

GENERAL TYPE 1

DATA	SIZE	BEGIN
U Household members, including children, receiving a specific income type (ISS codes 8, 20, 21, 23, or 24)		
V 000 .Not in universe		
D SC3052	3	126
Person No. 101-999		
U Household members, including children, receiving a specific income type (ISS codes 8, 20, 21, 23, or 24)		
V 000 .Not in universe		
D SC3054	3	129
Person No. 101-999		
U Household members, including children, receiving a specific income type (ISS codes 8, 20, 21, 23, or 24)		
V 000 .Not in universe		
D SC3056	1	132
Check item A6 Is this ISS code "8"?		
U Person age 15 years or older receiving a specific income type		
V 0 .Not in universe		
1 .Yes		
2 .No - skip to next ISS code		
D SC3060	2	133
Is ... required to fill out an annual income questionnaire for the Veterans Administration		
J Persons age 15 years or older receiving veterans compensation or pensions (ISS code 8)		
V -1 .OK - skip to next ISS code		
00 .Not in universe		
01 .Yes - skip to next ISS code		
02 .No - skip to next ISS code		
D SC3062	1	135
Check item A6 Was this ISS code marked for ... in control card item 45 last reference period		
U Persons age 15 years or older receiving Social Security/railroad retirement (ISS codes 1, 2)		
V 0 .Not in universe		

GENERAL TYPE 1

DATA	SIZE	BEGIN
1	.Yes - skip to SC3069	
2	.No	
D SC3064	7	136
	Social Security/railroad retirement sends out two types of checks: which color check does ... receive	
U	Persons age 15 years or older receiving Social Security/railroad retirement (ISS codes 1, 2)	
V -1	.DK	
	00 .Not in universe	
	01 .Green	
	02 .Gold	
	03 .Other	
D SC3066	2	138
	Do ...'s payments usually come on the first of the month or the third	
U	Persons age 15 years or older receiving Social Security/railroad retirement (ISS code 1, 2)	
V -1	.DK	
	00 .Not in universe	
	01 .First	
	02 .Third	
	03 .Other	
D SC3068	1	140
	Check item A9 Were Social Security/railroad retirement payments received especially for the children	
U	Children age 0-17 years old receiving Social Security/railroad retirement (ISS codes 1, 2)	
V 0	.Not in universe	
	1 .Yes	
	2 .No - skip to next ISS code	
*		*
*	The next 6 fields (SC3070 through	*
*	SC3084) are possible answers to	*
*	the question:	*
*		*
*	Were Social Security payments	*
*	received for the children	*
*	in the last 4 months	*
*		*

GENERAL TYPE 1

DATA	SIZE	BEGIN
D SC3070	1	141
Were Social Security/railroad retirement payments received for the children last month		
U	Children age 0-17 years old receiving Social Security/railroad retirement (ISS codes 1, 2)	
V	0 .Not in universe	
	1 .Yes	
	2 .No	
D SC3072	4	142
How much was received last month		
Range = 0-5000. In dollars.		
U	Children age 0-17 years old receiving Social Security/railroad retirement (ISS codes 1, 2)	
V	0000 .Not in universe	
D SC3074	1	145
Were Social Security/railroad retirement payments received for the children 2 months ago		
U	Children age 0-17 years old receiving Social Security/railroad retirement (ISS codes 1, 2)	
V	0 .Not in universe	
	1 .Yes	
	2 .No	
D SC3076	4	147
How much was received		
2 months ago		
Range = 0-5000. In dollars.		
U	Children age 0-17 years old receiving Social Security/railroad retirement (ISS codes 1, 2)	
V	0000 .Not in universe	
D SC3078	1	151
Were Social Security/railroad retirement payments received for the children 3 months ago		
U	Children age 0-17 years old receiving Social Security/railroad retirement (ISS codes 1, 2)	
V	0 .Not in universe	
	1 .Yes	
	2 .No	

GENERAL TYPE 1

DATA	SIZE	BEGIN
D SC3050	4	152
How much was received 3 months ago Range = 0,5000. In dollars.		
U Children age 0-17 years old receiving Social Security/railroad retirement (ISS codes 1; 2)		
V 0000 .Not in universe		
D SC3022	1	156
Were Social Security/railroad retirement payments received for the children 4 months ago		
U Children age 0-17 years old receiving Social Security/railroad retirement (ISS codes 1; 2)		
V 0 .Not in universe		
1 .Yes		
2 .No		
D SC3084	4	157
How much was received 4 months ago Range = 0,5000. In dollars.		
U Children age 0-17 years old receiving Social Security/railroad retirement (ISS codes 1; 2)		
V 0000 .Not in universe		
D SC3086	1	161
Were all children living here covered by these payments		
U Children age 0-17 years old receiving Social Security/railroad retirement (ISS codes 1; 2)		
V 0 .Not in universe		
1 .Yes - skip to next ISS code		
2 .No		
*		*
*	The next 6 fields (SC3028 through	*
*	SC3058) are possible answers to	*
*	the question:	*
*		*
*	Which children were covered	*
*		*
D SC3088	3	162
Person No. 101-999		

GENERAL TYPE 1

DATA	SIZE	BEGIN
U Children age 0-17 years old receiving Social Security/railroad retirement (ISS codes 1, 2)		
V 000 .Not in universe		
D SC3090	3	165
Person No. 101-999		
U Children age 0-17 years old receiving Social Security/railroad retirement (ISS codes 1, 2)		
V 000 .Not in universe		
D SC3092	3	168
Person No. 101-999		
U Children age 0-17 years old receiving Social Security/railroad retirement (ISS codes 1, 2)		
V 000 .Not in universe		
D SC3094	3	171
Person No. 101-999		
U Children age 0-17 years old receiving Social Security/railroad retirement (ISS codes 1, 2)		
V 000 .Not in universe		
D SC3096	3	174
Person No. 101-999		
U Children age 0-17 years old receiving Social Security/railroad retirement (ISS codes 1, 2)		
V 000 .Not in universe		
D SC3098	3	177
Person No. 101-999		
U Children age 0-17 years old receiving Social Security/railroad retirement (ISS codes 1, 2)		
V 000 .Not in universe		
D SC3100	1	180
Were all the people living here covered under ...'s food stamp allotment?		
U Household members, including children, covered by food stamp allotment		
V 1 .Not in universe		
1 .Yes - skip to SC3122 through SC3135		
2 .No		

GENERAL TYPE 1

DATA	SIZE	BEGIN
*		*
* The next 10 fields (SC3102 through		*
* SC3120) are possible answers to		*
* the question:		*
* Which persons were covered		*
* *		*
D SC3102	3	131
Person No. 101-999		
U Household members, including children,		
covered by food stamp allotment		
V 001 .Not in universe		
D SC3104	3	134
Person No. 101-999		
U Household members, including children,		
covered by food stamp allotment		
V 001 .Not in universe		
D SC3106	3	137
Person No. 101-999		
U Household members, including children,		
covered by food stamp allotment		
V 001 .Not in universe		
D SC3108	3	140
Person No. 101-999		
U Household members, including children,		
covered by food stamp allotment		
V 001 .Not in universe		
D SC3110	3	143
Person No. 101-999		
U Household members, including children,		
covered by food stamp allotment		
V 001 .Not in universe		
D SC3112	3	146
Person No. 101-999		
U Household members, including children,		
covered by food stamp allotment		
V 001 .Not in universe		
D SC3114	3	149
Person No. 101-999		
U Household members, including children,		
covered by food stamp allotment		
V 001 .Not in universe		

GENERAL TYPE 1

DATA	SIZE	BEGIN
D SC3116	3	202
Person No. 101-999		
U Household members, including children, covered by food stamp allotment		
V 000 .Not in universe		
D SC3118	3	205
Person No. 101-999		
U Household members, including children, covered by food stamp allotment		
V 000 .Not in universe		
D SC3120	3	208
Person No. 101-999		
U Household members, including children, covered by food stamp allotment		
V 000 .Not in universe		
*		*
* The next 9 fields (SC3122 through *		
* SC3136) are possible answers to *		
* the question: *		
*		*
* Did... receive any food stamps *		
* in... to the last 4 months. *		
*		*
D SC3122	1	211
Did ... receive food stamps last month		
U Household members, including children, covered by food stamp allotment		
V 0 .Not in universe		
1 .Yes		
2 .No		
D SC3124	3	212
What was the total amount last month		
Range = 0,000. In dollars.		
U Household members, including children, covered by food stamp allotment		
V 000 .Not in universe		
D SC3126	1	215
Did ... receive food stamps 2 months ago		
U Household members, including children, covered by food stamp allotment		
V 0 .Not in universe		

GENERAL TYPE 1

DATA	SIZE	BEGIN
1 .Yes		
2 .No		
<input type="checkbox"/> SC3128	3	216
What was the total amount		
2 months ago		
<input type="checkbox"/> Household members, including children,		
covered by food stamp allotment		
Range = 0,500. In dollars.		
<input checked="" type="checkbox"/> 000 .Not in universe		
<input type="checkbox"/> SC3130	1	219
Did ... receive food stamps		
3 months ago		
<input type="checkbox"/> Household members, including children,		
covered by food stamp allotment		
<input type="checkbox"/> 0 .Not in universe		
1 .Yes		
2 .No		
<input type="checkbox"/> SC3132	3	220
What was the total amount		
3 months ago		
Range = 0,800. In dollars.		
<input type="checkbox"/> Household members, including children,		
covered by food stamp allotment		
<input type="checkbox"/> 000 .Not in universe		
<input type="checkbox"/> SC3134	1	223
Did ... receive food stamps		
4 months ago		
<input type="checkbox"/> Household members, including children,		
covered by food stamp allotment		
<input type="checkbox"/> 5 .Not in universe		
1 .Yes		
2 .No		
<input type="checkbox"/> SC3136	3	224
What was the total amount		
4 months ago		
Range = 0,800. In dollars.		
<input type="checkbox"/> Household members, including children,		
covered by food stamp allotment		
<input type="checkbox"/> 000 .Not in universe		
*		*
*	The next 4 fields (SC3138 through	*
*	SC3144) are possible answers to	*
*	the question:	*

GENERAL TYPE 1

DATA	SIZE	BEGIN
* * Did ... receive any WIC vouchers * in ... in the last 4 months. *		* * *
D SC3138	1	227
Last month - skip to next ISS code		
J Female household members receiving WIC vouchers		
V 0 .Not marked as a month receiving WIC vouchers		
1 .Marked as a month receiving WIC vouchers		
D SC3140	1	228
2 months ago - skip to next ISS code		
U Female household members receiving WIC vouchers		
V 0 .Not marked as a month receiving WIC vouchers		
1 .Marked as a month receiving WIC vouchers		
D SC3142	1	229
3 months ago - skip to next ISS code		
L Female household members receiving WIC vouchers		
V 0 .Not marked as a month receiving WIC vouchers		
1 .Marked as a month receiving WIC vouchers		
D SC3144	1	230
4 months ago - skip to next ISS code		
J Female household members receiving WIC vouchers		
V 0 .Not marked as a month receiving WIC vouchers		
1 .Marked as a month receiving WIC vouchers		
* * General amounts 1 imputation flag *		* * *
C G1-IMP01	1	231
General amounts 1 imputation flag 1 Imputation of field 'SC3008'		
V 0 .Not imputed		
1 .Imputed		



GENERAL TYPE 1

DATA	SIZE	BEGIN
D G1-IMP02	1	232
General amounts 1 imputation flag 2		
Imputation of field 'SC3019'		
V 0	.Not imputed	
1	.Imputed	
D G1-IMP03	1	233
General amounts 1 imputation flag 3		
Imputation of field 'SC3022'		
V 0	.Not imputed	
1	.Imputed	
D G1-IMP04	1	234
General amounts 1 imputation flag 4		
Imputation of field 'SC3025'		
V 0	.Not imputed	
1	.Imputed	
D G1-IMP05	1	235
General amounts 1 imputation flag 5		
Imputation of field 'SC3030'		
V 0	.Not imputed	
1	.Imputed	
D G1-IMP06	1	236
General amounts 1 imputation flag 6		
Imputation of field 'SC3072'		
V 0	.Not imputed	
1	.Imputed	
D G1-IMP07	1	237
General amounts 1 imputation flag 7		
Imputation of field 'SC3075'		
V 0	.Not imputed	
1	.Imputed	
D G1-IMP08	1	238
General amounts 1 imputation flag 8		
Imputation of field 'SC3089'		
V 0	.Not imputed	
1	.Imputed	
D G1-IMP09	1	239
General amounts 1 imputation flag 9		
Imputation of field 'SC3084'		
V 0	.Not imputed	
1	.Imputed	

GENERAL TYPE 1

DATA	SIZE	BEGIN
D G1-IMP10	1	240
General amounts 1 imputation flag 10 Imputation of field 'SC3124'		
V 0	.Not imputed	
1	.Imputed	
D G1-IMP11	1	241
General amounts 1 imputation flag 11 Imputation of field 'SC3123'		
V 0	.Not imputed	
1	.Imputed	
D G1-IMP12	1	242
General amounts 1 imputation flag 12 Imputation of field 'SC3132'		
V 0	.Not imputed	
1	.Imputed	
D G1-IMP13	1	243
General amounts 1 imputation flag 13 Imputation of field 'SC3136'		
V 0	.Not imputed	
1	.Imputed	
D G1-IMP14	1	244
General amounts 1 imputation flag 14 Imputation of field 'SC3138'		
V 0	.Not imputed	
1	.Imputed	
D G1-IMP15	1	245
General amounts 1 imputation flag 15 Imputation of field 'SC3140'		
V 0	.Not imputed	
1	.Imputed	
D G1-IMP16	1	246
General amounts 1 imputation flag 16 Imputation of field 'SC3142'		
V 0	.Not imputed	
1	.Imputed	
D G1-IMP17	1	247
General amounts 1 imputation flag 17 Imputation of field 'SC3144'		
V 0	.Not imputed	
1	.Imputed	
D G1-FERIC	5	248
Along with PSL/SEG/SER, identifies		

254

GENERAL TYPE 1

DATA	SIZE	BEGIN
------	------	-------

the person to which this record
belongs.
Digits 1-2 are entry address ID.
Digits 3-5 are edited person number.

V 0 .Not imputed
1 .Imputed

D G1-FILLER	1488	253
Blank filler		


GENERAL TYPE 2

DATA	SIZE	BEGIN
D G2SEGNUM	5	1
Sequence number of sample unit in which this record resides		
U	All sample units	
D G2-RTYP	2	6
Record type indicator		
U	General-Type 2	
V	G0-Type 2 general amounts income record	
D G2-RCSEQ	2	2
Record sequence number within sample unit and record type		
U	General-Type 2	
D G2-ID	9	10
Identification number. Unique scrambled combination of the PSJ (3 characters), segment (4 characters), and serial (2 characters) numbers of the original sample address.		
U	General-Type 2	
D G2-WAVE	1	19
Wave of data collection		
U	General-Type 2	
D G2-PINX	2	20
Index of person record that owns/ this type 2 general amounts income record		
U	Persons receiving a specific income type	
*		*
*	The next 16 fields contain	
*	assets 100-103 by months 1-4.	
*		*
*	J100-W-1...4	*
*	J100-A-1...4	*
*	S100-W-1...4	*
*	S100-A-1...4	*
*		*
D J100-W-1	1	22
Wave assets 100 through 103 owned jointly with spouse in month 1 of the reference period.		
U	Assets 100-103 owned jointly by	

GENERAL TYPE 2

DATA	SIZE	BEGIN
married couples		
<input checked="" type="checkbox"/> 0		
.Not in universe		
1		
.Yes		
2		
.No		
D J100-W-2	1	23
Were assets 100 through 103 owned jointly with spouse in month 2 of the reference period.		
U Assets 100-103 owned jointly by married couples		
<input checked="" type="checkbox"/> 0		
.Not in universe		
1		
.Yes		
2		
.No		
D J100-W-3	1	74
Were assets 100 through 103 owned jointly with spouse in month 3 of the reference period.		
U Assets 100-103 owned jointly by married couples		
<input checked="" type="checkbox"/> 0		
.Not in universe		
1		
.Yes		
2		
.No		
D J100-W-4	1	25
Were assets 100 through 103 owned jointly with spouse in month 4 of the reference period.		
U Assets 100-103 owned jointly by married couples		
<input checked="" type="checkbox"/> 0		
.Not in universe		
1		
.Yes		
2		
.No		
D J100-A-1	4	25
Amount of interest income received jointly with spouse from income sources 103 through 103 for month 1 of the reference period. In dollars. Range = 0-2500.		
U Assets 100-103 owned jointly by married couples		
<input checked="" type="checkbox"/> 0000		
.None		
D J100-A-2	4	31
Amount of interest income received jointly with spouse from income		

DATA	SIZE	BEGIN
sources 100 through 103 for month 2 of the reference period. In dollars. Range = 0,2500.		
U Assets 100-103 owned jointly by married couples		
V 0000 .None		
D 100-A-3	4	34
Amount of interest income received jointly with spouse from income sources 100 through 103 for month 3 of the reference period. In dollars. Range = 0,2500.		
U Assets 100-103 owned jointly by married couples		
V 0000 .None		
D 100-A-4	4	35
Amount of interest income received jointly with spouse from income sources 100 through 103 for month 4 of the reference period. In dollars. Range = 0,2500.		
U Assets 100-103 owned jointly by married couples		
V 0000 .None		
D S100-W-1	1	42
Were assets 100 through 103 owned in own name in month 1 of the reference period..		
U Assets 100-103 owned by individual persons 15 years old and older		
V 0 .Not in universe		
1 .Yes		
2 .No		
D S100-W-2	1	43
Were assets 100 through 103 owned in own name in month 2 of the reference period.		
U Assets 100-103 owned by individual persons 15 years old and older		
V 0 .Not in universe		
1 .Yes		
2 .No		
D S100-W-3	1	44
Were assets 100 through 103 owned in		



GENERAL TYPE 2

DATA	SIZE	BEGIN
Own name in month 3 of the reference period.		
U Assets 100-103 owned by individual persons 15 years old and older		
V 0 .Not in universe		
1 .Yes		
2 .No		
D 5100-W-4	1	45
Were assets 100 through 103 owned in own name in month 4 of the reference period.		
U Assets 100-103 owned by individual persons 15 years old and older		
V 0 .Not in universe		
1 .Yes		
2 .No		
D 5100-A-1	4	46
Amount of interest income received in own name from income sources 100 through 103 for month 1 of the reference period. In dollars. Range = 0,2500.		
U Assets 100-103 owned by individual persons 15 years old and older		
V 0000 .None		
D 5100-A-2	4	50
Amount of interest income received in own name from income sources 100 through 103 for month 2 of the reference period. In dollars. Range = 0,2500.		
U Assets 100-103 owned by individual persons 15 years old and older		
V 0000 .None		
D 5100-A-3	4	52
Amount of interest income received in own name from income sources 100 through 103 for month 3 of the reference period. In dollars. Range = 0,2500.		
U Assets 100-103 owned by individual persons 15 years old and older		
V 0000 .None		

GENERAL TYPE 2

DATA	SIZE	BEGIN
D S100-A-4	4	58
Amount of interest income received in own name from income sources 100 through 103 for month 4 of the reference period. In dollars. Range = 0;2500.		
U Assets 100-103 owned by individual persons 15 years old and older		
V 0000 .None		
D JCA_C100	1	62
Were the fields "J100-A-1....4" calculated based on reported account balances		
U Assets 100-103 owned jointly by married couples		
V 0 .No; not calculated		
1 .Yes; interest was calculated		
D OCALC100	1	63
Were the fields "S100-A-1....4" calculated based on reported account balances		
U Assets 100-103 owned by individual persons 15 years old and older		
V 0 .No; not calculated		
1 .Yes; calculated		
*		*
* The next 16 fields contain *		
* assets 104-107 by months 1-4. *		
*		*
*	J104-W-1....4	*
*	J104-A-1....4	*
*	S104-W-1....4	*
*	S104-A-1....4	*
*		*
D J104-W-1	1	64
Were assets 104 through 107 owned jointly with spouse in month 1 of the reference period.		
L Assets 104-107 owned jointly by married couples		
V 0 .Not in universe		
1 .Yes		
2 .No		
D J104-W-2	1	65
Were assets 104 through 107 owned		

GENERAL TYPE 2

DATA	SIZE	BEGIN
jointly with spouse in month 2 of the reference period.		
U Assets 104-107 owned jointly by married couples		
V 0 .Not in Universe		
1 .Yes		
2 .No		
D J104-W-3	1	56
Were assets 104 through 107 owned jointly with spouse in month 3 of the reference period.		
U Assets 104-107 owned jointly by married couples		
V 0 .Not in universe		
1 .Yes		
2 .No		
D J104-W-4	1	67
Were assets 104 through 107 owned jointly with spouse in month 4 of the reference period.		
U Assets 104-107 owned jointly by married couples		
V 0 .Not in universe		
1 .Yes		
2 .No		
D J104-A-1	4	69
Amount of income received jointly with spouse from income sources 104 through 107 for month 1 of the reference period. In dollars. Range = 0;2500.		
U Assets 104-107 owned jointly by married couples		
V 0000 .None		
D J104-A-2	4	72
Amount of income received jointly with spouse from income sources 104 through 107 for month 2 of the reference period. In dollars. Range = 0;2500.		
U Assets 104-107 owned jointly by married couples		
V 0000 .None		
D J104-A-3	4	76
Amount of income received jointly		

GENERAL TYPE 2

DATA	SIZE	BEGIN
with spouse from income sources 104 through 107 for month 3 of the reference period. In dollars. Range = 0,2500.		
U Assets 104-107 owned jointly by married couples		
V 0000 .None		
D J104-A-4	4	80
Amount of income received jointly with spouse from income sources 104 through 107 for month 4 of the reference period. In dollars. Range = 0,2500.		
U Assets 104-107 owned jointly by married couples		
V 0000 .None		
D S104-W-1	1	84
Were assets 104 through 107 owned in own name in month 1 of the reference period.		
U Assets 104-107 owned by individual persons 15 years old and older		
V 0 .Not in universe		
1 .Yes		
2 .No		
D S104-W-2	1	85
Were assets 104 through 107 owned in own name in month 2 of the reference period.		
U Assets 104-107 owned by individual persons 15 years old and older		
V 0 .Not in universe		
1 .Yes		
2 .No		
D S104-W-3	1	86
Were assets 104 through 107 owned in own name in month 3 of the reference period.		
U Assets 104-107 owned by individual persons 15 years old and older		
V 0 .Not in universe		
1 .Yes		
2 .No		
D S104-W-4	1	87
Were assets 104 through 107 owned		

GENERAL TYPE 2

DATA	SIZE	BEGIN
------	------	-------

in own name in month 4 of the reference period.

U Assets 104-107 owned by individual persons 15 years old and older

V 0 .Not in universe

1 .Yes

2 .No

D S104-A-1 4 89

Amount of income received in own name from income sources 104 through 107 for month 1 of the reference period. In dollars. Range = 0,2500.

U Assets 104-107 owned by individual persons 15 years old and older

V 0000 .None

D S104-A-2 4 92

Amount of income received in own name from income sources 104 through 107 for month 2 of the reference period. In dollars. Range = 0,2500.

U Assets 104-107 owned by individual persons 15 years old and older

V 0000 .None

D S104-A-3 4 94

Amount of income received in own name from income sources 104 through 107 for month 3 of the reference period. In dollars. Range = 0,2500.

U Assets 104-107 owned by individual persons 15 years old and older

V 0000 .None

D S104-A-4 4 100

Amount of income received in own name from income sources 104 through 107 for month 4 of the reference period. In dollars. Range = 0,2500.

U Assets 104-107 owned by individual persons 15 years old and older

V 0000 .None

GENERAL TYPE 2

DATA	SIZE	BEGIN
D JCALC104	1	104
Were the fields "J104-A-1....4" calculated based on reported account balances		
U Assets 104-107 owned jointly by married couples		
V 0 .No; not calculated		
1 .Yes; interest was calculated		
D SCALC104	1	105
Were the fields "S104-A-1....4" calculated based on reported account balances		
U Assets 104-107 owned by individual persons 15 years old and older		
V 0 .No; not calculated		
1 .Yes; calculated		
*		*
* The next 32 fields contain income *		
* source code 110 (stocks or mutual *		
* fund shares) by months 1-4. *		
*		*
*	J10-WD-1....4	*
*	J10-AD-1....4	*
*	S10-WD-1....4	*
*	S10-AD-1....4	*
*	J10-CD-1....4	*
*	J10-AR-1....4	*
*	S10-CD-1....4	*
*	S10-AR-1....4	*
*		*
D J10-WD-1	1	106
Were dividend checks received jointly with spouse in month 1 of the reference period.		
U Asset 110 owned jointly by married couples		
V 0 .Not in universe		
1 .Yes		
2 .No		
D J15-WD-2	1	107
Were dividend checks received jointly with spouse in month 2 of the reference period.		
U Asset 110 owned jointly by married couples		
V 0 .Not in universe		
1 .Yes		
2 .No		

GENERAL TYPE 2

DATA	SIZE	BEGIN
D J10-AD-3	1	108
Were dividend checks received jointly with spouse in month 3 of the reference period.		
U Asset 110 owned jointly by married couples		
V 0 .Not in universe		
1 .Yes		
2 .No		
D J10-AD-4	1	109
Were dividend checks received jointly with spouse in month 4 of the reference period.		
U Asset 110 owned jointly by married couples		
V 0 .Not in universe		
1 .Yes		
2 .No		
D J10-AD-1	4	110
Amount of income received jointly with spouse from income source 110 for month 1 of the reference period.		
In dollars. Range = 0,2500.		
U Asset 110 owned jointly by married couples		
V 0000 .None		
D J10-AD-2	4	114
Amount of income received jointly with spouse from income source 110 for month 2 of the reference period.		
In dollars. Range = 0,2500.		
U Asset 110 owned jointly by married couples		
V 0000 .None		
D J10-AD-3	4	119
Amount of income received jointly with spouse from income source 110 for month 3 of the reference period.		
In dollars. Range = 0,2500.		
U Asset 110 owned jointly by married couples		
V 0000 .None		
D J10-AD-4	4	122
Amount of income received jointly with spouse from income source 110 for month 4 of the reference period.		
In dollars. Range = 0,2500.		
U Asset 110 owned jointly by married couples		
V 0000 .None		

GENERAL TYPE 2

DATA	SIZE	BEGIN
D S10-WD-1	1	126
Were dividend checks received in own name in month 1 of the reference period.		
U Asset 110 owned by individual persons old and older		
V 0 .Not in universe		
1 .Yes		
2 .No		
D S10-WD-2	1	127
Were dividend checks received in own name in month 2 of the reference period.		
U Asset 110 owned by individual persons old and older		
V 0 .Not in universe		
1 .Yes		
2 .No		
D S10-WD-3	1	128
Were dividend checks received in own name in month 3 of the reference period.		
U Asset 110 owned by individual persons old and older		
V 0 .Not in universe		
1 .Yes		
2 .No		
D S10-WD-4	1	129
Were dividend checks received in own name in month 4 of the reference period.		
U Asset 110 owned by individual persons old and older		
V 0 .Not in universe		
1 .Yes		
2 .No		
D S10-AD-1	4	130
Amount of income received in own name from income source 110 for month 1 of the reference period. In dollars.		
Range = 0,250		
U Asset 110 owned by individual persons 15 years old and older		
V 0000 .None		
D S10-AD-2	4	134
Amount of income received in own name from income source 110 for month 2 of the reference period. In dollars.		

GENERAL TYPE ?

DATA	SIZE	BEGIN
------	------	-------

Range = 0,250

U Asset 110 owned by individual persons
15 years old and older

V 0000 .None

D 510-AD-3 4 132

Amount of income received in own name
from income source 110 for month 3
of the reference period. In dollars.
Range = 0,250

U Asset 110 owned by individual persons
15 years old and older

V 0000 .None

D 510-AD-4 4 142

Amount of income received in own name
from income source 110 for month 4
of the reference period. In dollars.
Range = 0,250

U Asset 110 owned by individual persons
15 years old and older

V 0000 .None

D J10-CD-1 1 146

Were credited dividends from source
110 earned jointly with spouse in
month 1 of the reference period.

U Asset 110 owned jointly by married couples

V 0 .Not in universe

1 .Yes

2 .No

D J10-CD-2 1 147

Were credited dividends from source
110 earned jointly with spouse in
month 2 of the reference period.

U Asset 110 owned jointly by married couples

V 0 .Not in universe

1 .Yes

2 .No

D J10-CD-3 1 148

Were credited dividends from source
110 earned jointly with spouse in
month 3 of the reference period.

U Asset 110 owned jointly by married couples

V 0 .Not in universe

1 .Yes

2 .No

DATA	SIZE	BEGIN
D J10-CD-4	1	149
Were credited dividends from source 110 earned jointly with spouse in month 4 of the reference period.		
J Asset 110 owned jointly by married couples		
V 0000 .None		
1 .Yes		
2 .No		
C J10-AR-1	4	150
Amount of income received jointly with spouse from income source 110 and reinvested for month 1 of the reference period. In dollars. Range = 0,2500.		
L Asset 110 owned jointly by married couples		
V 0000 .None		
D J10-AR-2	4	154
Amount of income received jointly with spouse from income source 110 and reinvested for month 2 of the reference period. In dollars. Range = 0,2500.		
J Asset 110 owned jointly by married couples		
V 0000 .None		
D J10-AR-3	4	158
Amount of income received jointly with spouse from income source 110 and reinvested for month 3 of the reference period. In dollars. Range = 0,2500.		
J Asset 110 owned jointly by married couples		
V 0000 .None		
D J10-AR-4	4	162
Amount of income received jointly with spouse from income source 110 and reinvested for month 4 of the reference period. In dollars. Range = 0,2500.		
J Asset 110 owned jointly by married couples		
V 0000 .None		
D R10-CD-1	1	166
Were credited dividends from source 110 earned in own name in month 1 of the reference period.		



GENERAL TYPE 2

DATA	SIZE	BEGIN
U Asset 110 owned by individual persons 15 years old and older		
V 0 .Not in universe		
1 .Yes		
2 .No		
D S10-CD-2	1	167
Were credited dividends from source 110 earned in own name in month 2 of the reference period.		
L Asset 110 owned by individual persons 15 years old and older		
V 0 .Not in universe		
1 .Yes		
2 .No		
D S10-CD-3	1	168
Were credited dividends from source 110 earned in own name in month 3 of the reference period.		
J Asset 110 owned by individual persons 15 years old and older		
V 0 .Not in universe		
1 .Yes		
2 .No		
D S10-CD-4	1	169
Were credited dividends from source 110 earned in own name in month 4 of the reference period.		
U Asset 110 owned by individual persons 15 years old and older		
V 0 .Not in universe		
1 .Yes		
2 .No		
D S10-AR-1		170
Amount of income received in own name from income source 110 and reinvested for month 1 of the reference period. In dollars. Range = 0,2500.		
U Asset 110 owned by individual persons 15 years old and older		
V 0000 .None		
D S10-AR-2	4	174
Amount of income received in own name from income source 110 and reinvested		

GENERAL TYPE 2

DATA	SIZE	BEGIN
		for month 2 of the reference period. in dollars. Range = 0:2500.
U Asset 110 owned by individual persons 15 years old and older		
V 0000 .None		
D S10-AR-3	4	178
		Amount of income received in own name from income source 110 and reinvested for month 3 of the reference period. In dollars. Range = 0:2500.
U Asset 110 owned by individual persons 15 years old and older		
V 0000 .None		
D S10-AR-4	4	182
		Amount of income received in own name from income source 110 and reinvested for month 4 of the reference period. In dollars. Range = 0:2500.
U Asset 110 owned by individual persons 15 years old and older		
V 0000 .None		
* * * * *		* * * * *
* The next 24 fields contain income		* * * * *
* source code 120 (rental property)		* * * * *
* by months 1-4.		* * * * *
* * * * *		* * * * *
* J120-W-1....4		* * * * *
* J120-A-1....4		* * * * *
* S120-W-1....4		* * * * *
* S120-A-1....4		* * * * *
* W120-W-1....4		* * * * *
* W120-A-1....4		* * * * *
* * * * *		* * * * *
D J120-W-1	1	186
		Was rental income received from property owned jointly with spouse in month 1 of the reference period.
U Asset 120 owned jointly by married couples		
V 0 .Not in universe		
1 .Yes		
2 .No		
D J120-W-2	1	187
		Was rental income received from property owned jointly with spouse in month 2 of the reference period.

270

GENERAL TYPE 2

DATA SIZE BEGIN

U Asset 120 owned jointly by married couples
V 0 .Not in universe
1 .Yes
2 .No

D J120-W-3 1 188
Was rental income received from
property owned jointly with spouse
in month 3 of the reference period.

U Asset 120 owned jointly by married couples
V 0 .Not in universe
1 .Yes
2 .No

D J120-W-4 1 189
Was rental income received from
property owned jointly with spouse
in month 4 of the reference period.

U Asset 120 owned jointly by married couples
V 0 .Not in universe
1 .Yes
2 .No

D J120-A-1 5 190
Amount of rental income cleared
jointly with spouse for month 1 of
the reference period. In dollars.
Range = -2500,2500.

U Asset 120 owned jointly by married couples
V 00000 .None

D J120-A-2 5 195
Amount of rental income cleared
jointly with spouse for month 2 of
the reference period. In dollars.
Range = -2500,2500.

U Asset 120 owned jointly by married couples
V 00000 .None

D J120-A-3 5 200
Amount of rental income cleared
jointly with spouse for month 3 of
the reference period. In dollars.
Range = -2500,2500.

U Asset 120 owned jointly by married couples
V 00000 .None

D J120-A-4 5 205
Amount of rental income cleared

DATA	SIZE	BEGIN
<p>Jointly with spouse for month 4 of the reference period. In dollars. Range = -2500,2500.</p>		
<p><input type="checkbox"/> Asset 120 owned jointly by married couples</p> <p><input checked="" type="checkbox"/> 00000 .None</p>		
D S120-W-1	1	210
<p>Was rental income received from property in own name in month 1 of the reference period.</p>		
<p><input type="checkbox"/> Asset 120 owned by individual persons 15 years old and older</p> <p><input checked="" type="checkbox"/> 0 .Not in universe</p> <p>1 .Yes</p> <p>2 .No</p>		
D S120-W-2	1	211
<p>Was rental income received from property in own name in month 2 of the reference period.</p>		
<p><input type="checkbox"/> Asset 120 owned by individual persons 15 years old and older</p> <p><input checked="" type="checkbox"/> 0 .Not in universe</p> <p>1 .Yes</p> <p>2 .No</p>		
D S120-W-3	1	212
<p>Was rental income received from property in own name in month 3 of the reference period.</p>		
<p><input type="checkbox"/> Asset 120 owned by individual persons 15 years old and older</p> <p><input checked="" type="checkbox"/> 0 .Not in universe</p> <p>1 .Yes</p> <p>2 .No</p>		
D S120-W-4	1	213
<p>Was rental income received from property in own name in month 4 of the reference period.</p>		
<p><input type="checkbox"/> Asset 120 owned by individual persons 15 years old and older</p> <p><input checked="" type="checkbox"/> 0 .Not in universe</p> <p>1 .Yes</p> <p>2 .No</p>		
D S120-A-1	5	214
<p>Amount of rental income cleared in own name for month 1 of the</p>		

GENERAL TYPE 2

DATA	SIZE	BEGIN
		reference period. In dollars. Range = -2500,2500.
U Asset 120 owned by individual persons 15 years old and older		
V 00000 .None		
D S120-A-2	5	217
		Amount of rental income cleared in own name for month 2 of the reference period. In dollars. Range = -2500,2500.
U Asset 120 owned by individual persons 15 years old and older		
V 00000 .None		
D S120-A-3	5	224
		Amount of rental income cleared in own name for month 3 of the reference period. In dollars. Range = -2500,2500.
U Asset 120 owned by individual persons 15 years old and older		
V 00000 .None		
D S120-A-4	5	227
		Amount of rental income cleared in for month 4 of the reference period dollars. Range = -2500,2500.
U Asset 120 owned by individual persons old and older		
V 00000 .None		
D W120-W-1	1	234
		Was rental income received from property owned jointly with others in month 1 of the reference period.
U Asset 120 owned jointly with someone else other than spouse		
V 0 .Not in universe		
1 .Yes		
2 .No		
D W120-W-2	1	235
		Was rental income received from property owned jointly with others in month 2 of the reference period.
U Asset 120 owned jointly with someone else other than spouse		

GENERAL TYPE 2

DATA	SIZE	BEGIN
V 0 .Not in universe		
1 .Yes		
2 .No		
D W120-J-3	1	236
Was rental income received from property owned jointly with others in month 3 of the reference period.		
U Asset 120 owned jointly with someone else other than spouse		
V 0 .Not in universe		
1 .Yes		
2 .No		
D W120-U-4	1	237
Was rental income received from property owned jointly with others in month 4 of the reference period.		
U Asset 120 owned jointly with someone else other than spouse		
V 0 .Not in universe		
1 .Yes		
2 .No		
D W120-A-1	5	238
Amount of rental income cleared jointly with others for month 1 of the reference period. In dollars. Range = -2500,2500.		
U Asset 120 owned jointly with someone else other than spouse		
V 00000 .None		
D W120-A-2	5	243
Amount of rental income cleared jointly with others for month 2 of the reference period. In dollars. Range = -2500,2500.		
U Asset 120 owned jointly with someone else other than spouse		
V 00000 .None		
D W120-A-3	5	248
Amount of rental income cleared jointly with others for month 3 of the reference period. In dollars. Range = -2500,2500.		
U Asset 120 owned jointly with someone else other than spouse		
V 00000 .None		

GENERAL TYPE 2

DATA	SIZE	BEGIN
D J120-A-4	5	253
Amount of rental income cleared jointly with others for month 4 of the reference period. In dollars. Range = -2500;2500.		
U Asset 120 owned jointly with someone else other than spouse		
V 00000 .None		
*		*
* The next 24 fields contain income source code 130 (mortgages) by months 1-4.		
*		*
*	J130-M-1....4	*
*	J130-W-1....4	*
*	J130-A-1....4	*
*	S130-M-1....4	*
*	S130-W-1....4	*
*	S130-A-1....4	*
*		*
D J130-M-1	1	258
Was mortgage held jointly with spouse for month 1 of the reference period.		
U Asset 130 owned jointly by married couples		
V 0 .Not in universe		
1 .Yes		
2 .No		
D J130-M-2	1	259
Was mortgage held jointly with spouse for month 2 of the reference period.		
U Asset 130 owned jointly by married couples		
V 0 .Not in universe		
1 .Yes		
2 .No		
D J130-M-3	1	260
Was mortgage held jointly with spouse for month 3 of the reference period.		
U Asset 130 owned jointly by married couples		
V 0 .Not in universe		
1 .Yes		
2 .No		



GENERAL TYPE 2

DATA	SIZE	BEGIN
D J130-M-4	1	261
Was mortgage held jointly with spouse for month 4 of the reference period.		
U Asset 130 owned jointly by married couples		
V 0 .Not in universe		
1 .Yes		
2 .No		
D J130-W-1	1	262
Was interest received from jointly owned mortgage for month 1 of the reference period.		
U Asset 130 owned jointly by married couples		
V 0 .Not in universe		
1 .Yes		
2 .No		
D J130-W-2	1	263
Was interest received from jointly owned mortgage for month 2 of the reference period.		
U Asset 130 owned jointly by married couples		
V 0 .Not in universe		
1 .Yes		
2 .No		
D J130-W-3	1	264
Was interest received from jointly owned mortgage for month 3 of the reference period.		
U Asset 130 owned jointly by married couples		
V 0 .Not in universe		
1 .Yes		
2 .No		
D J130-W-4	1	265
Was interest received from jointly owned mortgage for month 4 of the reference period.		
U Asset 130 owned jointly by married couples		
V 0 .Not in universe		
1 .Yes		
2 .No		
D J130-A-1	4	266
Amount of mortgage interest earned jointly with spouse for month 1 of the reference period. In dollars.		

275

GENERAL TYPE 2

DATA SIZE BEGIN

Range = 0,2500.

U Asset 130 owned jointly by married couples
V 0000 .None

D J130-A-2 4 270

Amount of mortgage interest earned
jointly with spouse for month 2 of
the reference period. In dollars.
Range = 0,2500.

U Asset 130 owned jointly by married couples
V 0000 .None

D J130-A-3 4 274

Amount of mortgage interest earned
jointly with spouse for month 3 of
the reference period. In dollars.
Range = 0,2500.

U Asset 130 owned jointly by married couples
V 0000 .None

D J130-A-4 4 278

Amount of mortgage interest earned
jointly with spouse for month 4 of
the reference period. In dollars.
Range = 0,2500.

U Asset 130 owned jointly by married couples
V 0000 .None

D S130-M-1 1 282

Was mortgage held in own name in
month 1 of the reference period.

U Asset 130 owned by individual persons
15 years old and older

V 0 .Not in universe

1 .Yes

2 .No

D S130-M-2 1 283

Was mortgage held in own name in
month 2 of the reference period.

U Asset 130 owned by individual persons
15 years old and older

V 0 .Not in universe

1 .Yes

2 .No

D S130-M-3 1 284

Was mortgage held in own name in

DATA	SIZE	BEGIN
month 3 of the reference period.		
U Asset 130 owned by individual persons 15 years old and older		
V 0 .Not in universe		
1 .Yes		
2 .No		
D S130-M-4	1	265
Was mortgage held in own name in month 4 of the reference period.		
U Asset 130 owned by individual persons 15 years old and older		
V 0 .Not in universe		
1 .Yes		
2 .No		
D S130-W-1	1	266
Was interest received from mortgage held in own name for month 1 of the reference period.		
U Asset 130 owned by individual persons 15 years old and older		
V 0 .Not in universe		
1 .Yes		
2 .No		
D S130-W-2	1	267
Was interest received from mortgage held in own name for month 2 of the reference period.		
U Asset 130 owned by individual persons 15 years old and older		
V 0 .Not in universe		
1 .Yes		
2 .No		
D S130-W-3	1	268
Was interest received from mortgage held in own name for month 3 of the reference period.		
U Asset 130 owned by individual persons 15 years old and older		
V 0 .Not in universe		
1 .Yes		
2 .No		
D S130-W-4	1	269
Was interest received from mortgage held in own name for month 4 of the		

278

GENERAL TYPE 2

DATA SIZE BEGIN

reference period.

U Asset 130 owned by individual persons
15 years old and older

V 0 .Not in universe

1 .Yes

2 .No

D S130-A-1 4 290

Amount of mortgage interest earned
in own name for month 1 of the
reference period. In dollars.
Range = 0;2500.

U Asset 130 owned by individual persons
15 years old and older

V 0000 .None

D S130-A-2 4 294

Amount of mortgage interest earned
in own name for month 2 of the
reference period. In dollars.
Range = 0;2500.

U Asset 130 owned by individual persons
15 years old and older

V 0000 .None

D S130-A-3 4 298

Amount of mortgage interest earned
in own name for month 3 of the
reference period. In dollars.
Range = 0;2500.

U Asset 130 owned by individual persons
15 years old and older

V 0000 .None

D S130-A-4 4 302

Amount of mortgage interest earned
in own name for month 4 of the
reference period. In dollars.
Range = 0;2500.

U Asset 130 owned by individual persons
15 years old and older

V 0000 .None

* *
* The next 8 fields contain income *
* source codes 140 (royalties) and *
* 150 (other financial investments) *
* by months 1-4. *
* *
* *

GENERAL TYPE 2

DATA	SIZE	BEGIN	
*	S4050-W1....4		*
*	S4050-A1....4		*
*			*
D	S4050-W1	1	306
	Were royalties or other financial investment income received in month 1 of the reference period in own name.		
U	Asset 140 owned by individual persons 15 years old and older		
V	0 .Not in universe		
	1 .Yes		
	2 .No		
D	S4050-W2	1	307
	Were royalties or other financial investment income received in month 2 of the reference period in own name.		
U	Asset 140 owned by individual persons 15 years old and older		
V	0 .Not in universe		
	1 .Yes		
	2 .No		
D	S4050-W3	1	308
	Were royalties or other financial investment income received in month 3 of the reference period in own name.		
U	Asset 140 owned by individual persons 15 years old and older		
V	0 .Not in universe		
	1 .Yes		
	2 .No		
D	S4050-W4	1	309
	Were royalties or other financial investment income received in month 4 of the reference period in own name.		
U	Asset 140 owned by individual persons 15 years old and older		
V	0 .Not in universe		
	1 .Yes		
	2 .No		
D	S4050-A1	8	310
	Amount earned from royalties and		



290

GENERAL TYPE 2

DATA	SIZE	BEGIN
other financial investments for month 1 of the reference period. In dollars. Range = -2500;2500.		
U Asset 140 owned by individual persons 15 years old and older		
V 00000 .None		
D 84050-A2	5	315
Amount earned from royalties and other financial investments for month 2 of the reference period. In dollars. Range = -2500;2500.		
U Asset 140 owned by individual persons 15 years old and older		
V 00000 .None		
D 84050-A3	5	370
Amount earned from royalties and other financial investments for month 3 of the reference period. Range = -2500;2500.		
U Asset 140 owned by individual persons 15 years old and older		
V 00000 .None		
D 84050-A4	5	325
Amount earned from royalties and other financial investments for month 4 of the reference period. In dollars. Range = -2500;2500.		
U Asset 140 owned by individual persons 15 years old and older		
V 00000 .None		
*		*
* The next 4 fields (804300 through		*
* 804306) are possible answers to		*
* the question:		*
*		*
* Check iter A10 asset types owned .		*
*		*
D 804300	1	330
ISS code 100 = regular/passbook savings accounts		
U Household members 15 years old and older		
V 0 .Not marked as a type of asset owned		
1 .Marked as a type of asset owned		

GENERAL TYPE 2

DATA	SIZE	BEGIN
D SC4302	1	331
ISS code 101 - money market deposit accounts		
U Household members 15 years old and older		
V 0	.Not marked as a type of asset owned	
1	.Marked as a type of asset owned	
D SC4304	1	332
ISS code 102 - certificates of deposit or other savings certificates		
U Household members 15 years old and older		
V 0	.Not marked as a type of asset owned	
1	.Marked as a type of asset owned	
D SC4306	1	333
ISS code 103 - NOW, Super NOW or other interest earning checking accounts		
U Household members 15 years old and older		
V 0	.Not marked as a type of asset owned	
1	.Marked as a type of asset owned	
D SC4308	1	334
Check item A11		
Interview status of ...'s spouse		
U Household members 15 years old and older		
V 0	.Not in universe	
1	.No spouse in household - skip to SC4320	
2	.Interview for spouse not yet conducted	
3	.Interview for spouse already conducted - skip to SC4310	
D SC4310	1	335
Did ... own any of these assets jointly with ...'s (husband/wife)		
U Assets 101-103 owned by household members 15 years old and older		
V 0	.Not in universe	
1	.Yes	
2	.No - skip to SC4320	
D SC4312	5	336
What is your best estimate of the total amount of interest earned on these jointly held assets during the 4-month period		

262

GENERAL TYPE 2

DATA SIZE BEGIN

Range = 0:22800.

U Assets 100-103 owned jointly by
married couples

V 00000 .Not in universe

D 62-FILL1 1 341

Zero filler

D 604318 1 342

Besides the assets owned jointly
with ...'s (husband/wife), did ...
have any of these in ...'s own
name

U Assets 100-103 owned by individual
persons 15 years old and under

V 0 .Not in universe

1 .Yes

2 .No - skip to next ISS code

D 604320 5 343

What is your best estimate of the
total amount of interest earned on
these assets during the 4-month
period

Range = 0:10000.

J Assets 100-103 owned by individual
persons 15 years old and older

V 00000 .Not in universe

D 62-FILL2 1 348

Zero filler

* The next 4 fields (604400 through *

* 604406) are possible answers to *

* the question: *

* *

* Check item A10 asset types owned. *

* *

D 604400 1 349

ISS code 104 - money market funds

J Household members 15 years old and older

V 0 .Not marked as a type of asset owned

1 .Marked as a type of asset owned

D 604402 1 350

ISS code 105 - U.S. government
securities

U Household members 15 years old and older



GENERAL TYPE 2

DATA	SIZE	BEGIN
V 0 .Not marked as a type of asset owned		
1 .Marked as a type of asset owned		
D SC4404	1	351
ISS code 104 - municipal or corporate bonds		
U Household members 15 years old and older		
V 0 .Not marked as a type of asset owned		
1 .Marked as a type of asset owned		
D SC4406	1	352
ISS code 107 - other interest-earning assets		
U Household members 15 years old and older		
V 0 .Not marked as a type of asset owned		
1 .Marked as a type of asset owned		
D SC4408	1	353
Check item A13		
Interview status of ...'s spouse .		
U Household members 15 years old and older		
V 0 .Not in universe		
1 .No spouse in household - skip to SC4420		
2 .Interview for spouse not yet conducted		
3 .Interview for spouse already conducted - skip to SC4418		
D SC4410	1	354
Did ... own any of these assets jointly with ...'s (husband/wife)		
U Assets 104-107 owned by household members 15 years old and older		
V 0 .Not in universe		
1 .Yes		
2 .No - skip to SC4420		
D SC4412	5	355
What is your best estimate of the total amount of interest earned on these jointly held assets during the 4-month period		
Range = 0-200000.		
U Assets 104-107 owned jointly by married couples		
V 00000 .Not in universe		
C G2-FILL3	1	360
Zero filler		

GENERAL TYPE 2

DATA	SIZE	BEGIN
D SC441B	1	341
Besides the assets owned jointly with ...'s (husband/wife), did ... have any of these in ...'s own name		
U Assets 104-107 owned by individual persons 15 years old and older		
V 0 .Not in universe		
1 .Yes		
2 .No - skip to next ISS code		
D SC4470	5	342
What is your best estimate of the total amount of interest earned on these assets during the 4-month period. In dollars. Range = 0,10000.		
U Assets 104-107 owned by individual persons 15 years old and older		
V 00000 .Not in universe		
D G2-FILL4	1	347
Zero filler		
D SC450B	1	368
Did ... receive any dividend checks for owned stocks or mutual fund shares during these 4 months		
U household members 15 years old and older		
V 0 .Not in universe		
1 .Yes		
2 .No - skip to SC4512		
D SC4502	1	369
Check item A1A		
Interview status of ...'s spouse .		
U household members 15 years old and older		
V 0 .Not in universe		
1 .No spouse in household - skip to SC4508		
2 .Interview for spouse not yet conducted		
3 .Interview for spouse already conducted - skip to SC4508		
D SC4504	5	370
During the past 4 months how much was received in dividend checks		



GENERAL TYPE 2

DATA	SIZE	BEGIN
<p>Made out jointly to ... and ...'s (husband/wife). In dollars. Range = -3,20000.</p>		
U Asset 110 owned jointly by married couples		
V -0003 .None - skip to SC4508		
00000 .Not in universe		
D G2-FILL5	1	375
Zero filler		
D SC4508	5	376
<p>During this 4-month period, how much did ... receive in dividend checks (in ...'s name only) Range = -3,10000.</p>		
U Asset 110 owned by individual persons 15 years old and older		
V -0003 .None - skip to SC4512		
00000 .Not in universe		
D G2-FILL6	1	381
Zero filler		
D SC4512	1	382
<p>Did ... earn any (other) dividends that were credited against a margin account or automatically reinvested in additional shares of stock</p>		
U Asset 110 owned by individual persons 15 years old and older		
V 0 .Not in universe		
1 .Yes		
2 .No - skip to next IES code		
D SC4514	1	383
<p>Check item A15 Interview status of ...'s spouse .</p>		
U Household members 15 years old and older		
V 0 .Not in universe		
1 .No spouse in household - skip to SC4518		
2 .Interview for spouse not yet conducted		
3 .Interview for spouse already conducted - skip to SC4518		
D SC4516	5	384
<p>During the 4-month period how much of these kinds of dividends did ...</p>		

256

GENERAL TYPE 2

DATA	SIZE	BEGIN
earn jointly with ...'s (husband/ wife). In dollars. Range = -3,20000.		
<input type="checkbox"/> Asset 110 owned jointly by married couples		
<input checked="" type="checkbox"/> -0003 .None		
<input type="checkbox"/> 00000 .Not in universe		
<input type="checkbox"/> SC4518	5	399
During the 4-month period, how much of these kinds of dividends did ... earn (in ...'s name only) Range = -3,10000.		
<input type="checkbox"/> Asset 110 owned by individual persons 15 years old and older		
<input checked="" type="checkbox"/> -0003 .None		
<input type="checkbox"/> 00000 .Not in universe		
<input type="checkbox"/> SC4500	1	394
Check item A17 Interview status of ...'s spouse .		
<input type="checkbox"/> Household members 15 years old and older		
<input checked="" type="checkbox"/> 0 .Not in universe		
<input type="checkbox"/> 1 .No spouse in household - skip to SC4610		
<input type="checkbox"/> 2 .Interview for spouse not yet conducted		
<input type="checkbox"/> 3 .Interview for spouse already conducted - skip to SC4610		
<input type="checkbox"/> SC4602	1	398
Did ... receive any rental income from property owned jointly by ... and ...'s (husband/wife)		
<input type="checkbox"/> Asset 120 owned jointly by married couples		
<input checked="" type="checkbox"/> 0 .Not in universe		
<input type="checkbox"/> 1 .Yes		
<input type="checkbox"/> 2 .No - skip to SC4610		
<input type="checkbox"/> SC4604	5	396
About how much was received in gross rent from this property during the 4-month period Range = 0,20000.		
<input type="checkbox"/> Asset 120 owned jointly by married couples		
<input checked="" type="checkbox"/> 00000 .Not in universe		

GENERAL TYPE Z

DATA	SIZE	BEGIN
D 804606	6	401
What is your best estimate of the amount that was cleared after expenses. Negative amount indicates loss. In dollars. Range = -20000,20000.		
U Asset 120 owned jointly by married couples		
V 000000 .Not in universe		
D 804610	1	407
Did ... receive rental income from property owned entirely in ...'s own name		
U Asset 120 owned by individual persons 15 years old and older		
V 2 .Not in universe		
1 .Yes		
2 .No - skip to 804618		
D 804612	5	408
About how much was received in gross rent from this property during the 4-month period Range = 0,10000.		
U Asset 120 owned by individual persons 15 years old and older		
V 00000 .Not in universe		
D 804614	6	415
What is your best estimate of the amount that was cleared after expenses. Negative amount indicates loss. In dollars. Range = -10000,10000.		
U Asset 120 owned by individual persons 15 years old and older		
V 000000 .Not in universe		
D 804616	1	417
Did ... receive any rental income from property owned jointly with others		
U Asset 120 owned jointly with someone else other than spouse		
V 2 .Not in universe		
1 .Yes		
2 .No - skip to next ISS code		

GENERAL TYPE 2

DATA	SIZE	BEGIN
D SC4620	6	420
What is your best estimate of ...'s share of the amount cleaned on this property during the last 4 months. Negative amount indicates loss. Range = -10000,10000. In dollars.		
U Asset 120 owned jointly w th someone else other than spouse		
V 000000 .Not in universe		
*		*
*	The next 3 fields (SC4700 through	
*	SC4704) are possible answers to	
*	the question:	
*		*
*	Check item A15 asset types owned .	
*		*
D SC4700	1	426
ISS code 130 - mortgages		
U Household members 15 years old and older		
V 0 .Not marked as a type of asset owned		
1 .Marked as a type of asset owned		
D SC4702	1	427
ISS code 140 - royalties		
U Household members 15 years old and older		
V 0 .Not marked as a type of asset owned		
1 .Marked as a type of asset owned		
D SC4704	1	428
ISS code 150 - other financial investments		
U Household members 15 years old and older		
V 0 .Not marked as a type of asset owned		
1 .Marked as a type of asset owned		
D SC4706	1	429
Check item A19		
Is ISS code 130 marked in SC4700		
U Household members 15 years old and older		
V 0 .Not in universe		
1 .Yes		
2 .No - skip to SC4770 through SC4772		
D SC4705	1	430
Check item A20		
Interview status of ...'s spouse .		
U Household members 15 years old and older		

DATA	SIZE	BEGIN
V 0 .Not in universe		
1 .No spouse in household - skip to SC4716		
2 .Interview for spouse not yet conducted		
3 .Interview for spouse already conducted - skip to SC4716		
D SC4710	1	431
Did ... own this mortgage jointly with ...'s spouse		
U Asset 130 owned jointly by married couples		
V 0 .Not in universe		
1 .Yes		
2 .No - skip to SC4716		
D SC4712	5	432
During the past 4 months how much interest was paid to ... and ...'s spouse by the borrower		
Range = -3,20000. in dollars.		
U Asset 130 owned jointly by married couples		
V -0000 .None		
00000 .Not in universe		
D SC4714	1	437
Did ... hold any mortgages in ...'s own name		
U Asset 130 owned by individual persons 15 years old and older		
V 0 .Not in universe		
1 .Yes		
2 .No - skip to SC4718		
D SC4716	5	438
During the past 4 months how much interest was paid to ... by the borrower. in dollars.		
Range = -3,10000.		
L Asset 130 owned by individual persons 15 years old and older		
V -0000 .None		
00000 .Not in universe		
D SC4718	1	443
Check item A21		
Is ISS code 140 marked in SC4702 or		



290

GENERAL TYPE 2

DATA SIZE BEGIN

ISS code 150 marked in SC4704

U Household members 15 years old and older

V 0 .Not in universe

1 .Yes

2 .No

D SC4720 5 444

During the past 4 months, how much
income did ... receive from these
assets. Negative amount indicates
loss. In dollars.

Range = -10000,10000.

U Asset 140 or 150 owned by individual
persons 15 years old and older

V -00003 .None

000000 .Not in universe

* *
* General amounts 2 imputation flag *
* *

D G2-IMP01 1 450

General amounts 2 imputation flag 1
imputation of 'SC4310'

V 0 .Not imputed

1 .Imputed

D G2-IMP02 1 451

General amounts 2 imputation flag 2
imputation of 'SC4312'

V 0 .Not imputed

1 .Imputed

D G2-IMP03 1 452

General amounts 2 imputation flag 3
imputation of 'SC4312'

V 0 .Not imputed

1 .Imputed

D G2-IMP04 1 453

General amounts 2 imputation flag 4
imputation of 'SC4320'

V 0 .Not imputed

1 .Imputed

D G2-IMP05 1 454

General amounts 2 imputation flag 5
imputation of 'SC4410'

V 0 .Not imputed

1 .Imputed

GENERAL TYPE 2

DATA	SIZE	BEGIN
D G2-IMP05	1	455
General amounts 2 imputation flag 6 imputation of '9C4412'		
V 0	.Not imputed	
1	.Imputed	
D G2-IMP07	1	456
General amounts 2 imputation flag 7 imputation of '9C4412'		
V 0	.Not imputed	
1	.Imputed	
D G2-IMP08	1	457
General amounts 2 imputation flag 8 imputation of '9C4423'		
V 0	.Not imputed	
1	.Imputed	
D G2-IMP09	1	458
General amounts 2 imputation flag 9 imputation of '9C4500'		
V 0	.Not imputed	
1	.Imputed	
D G2-IMP10	1	459
General amounts 2 imputation flag 10 imputation of '9C4504'		
V 0	.Not imputed	
1	.Imputed	
D G2-IMP11	1	460
General amounts 2 imputation flag 11 imputation of '9C4506'		
V 0	.Not imputed	
1	.Imputed	
D G2-IMP12	1	461
General amounts 2 imputation flag 12 imputation of '9C4512'		
V 0	.Not imputed	
1	.Imputed	
D G2-IMP13	1	462
General amounts 2 imputation flag 13 imputation of '9C4516'		
V 0	.Not imputed	
1	.Imputed	
D G2-IMP14	1	463
General amounts 2 imputation flag 14		

GENERAL TYPE 2

DATA	SIZE	BEGIN
Imputation of '9C4515'		
V 0		.Not imputed
1		.Imputed
D G2-IMP15	1	464
General amounts 2 imputation flag 15		
Imputation of '9C4602'		
V 0		.Not imputed
1		.Imputed
D G2-IMP16	1	465
General amounts 2 imputation flag 16		
Imputation of '9C4604'		
V 0		.Not imputed
1		.Imputed
D G2-IMP17	1	466
General amounts 2 imputation flag 17		
Imputation of '9C4606'		
V 0		.Not imputed
1		.Imputed
D G2-IMP18	1	467
General amounts 2 imputation flag 18		
Imputation of '9C4610'		
V 0		.Not imputed
1		.Imputed
D G2-IMP19	1	468
General amounts 2 imputation flag 19		
Imputation of '9C4612'		
V 0		.Not imputed
1		.Imputed
D G2-IMP20	1	469
General amounts 2 imputation flag 20		
Imputation of '9C4614'		
V 0		.Not imputed
1		.Imputed
D G2-IMP21	1	470
General amounts 2 imputation flag 21		
Imputation of '9C4618'		
V 0		.Not imputed
1		.Imputed
D G2-IMP22	1	471
General amounts 2 imputation flag 22		

GENERAL TYPE 2

DATA	SIZE	BEGIN
Imputation of 'SC4620' / 'SC4622'		
V 0		.Not imputed
1		.Imputed
D G2-IMP23	1	472
General amounts 2 imputation flag 23		
Imputation of 'SC4710'		
V 0		.Not imputed
1		.Imputed
D G2-IMP24	1	473
General amounts 2 imputation flag 24		
Imputation of 'SC4712'		
V 0		.Not imputed
1		.Imputed
D G2-IMP25	1	474
General amounts 2 imputation flag 25		
Imputation of 'SC4714'		
V 0		.Not imputed
1		.Imputed
D G2-IMP26	1	475
General amounts 2 imputation flag 26		
Imputation of 'SC4716'		
V 0		.Not imputed
1		.Imputed
D G2-IMP27	1	476
General amounts 2 imputation flag 27		
Imputation of 'SC4720' / 'SC4722'		
V 0		.Not imputed
1		.Imputed
D G2-FER10	5	477
Along with PEJ/SES/SER, identifies		
the person to which this record		
belongs.		
Digits 1-2 are entry address ID.		
Digits 3-5 are edited person number.		
D G2-FILL7	1289	482
Blank filler		



APPENDIX A-1

INCOME SOURCE CODE LIST

Code Income Sources

- 1 - Social Security
- 2 - U.S. Government Railroad Retirement pay
- 3 - Federal Supplemental Security Income (SSI)
- 5 - State unemployment compensation
- 6 - Supplemental Unemployment Benefits
- 7 - Other unemployment compensation (Trade Adjustment Act benefits, strike pay, other)
- 8 - Veterans compensation or pensions
- 10 - Worker's compensation
- 12 - Employer or union temporary sickness policy
- 13 - Payments from a sickness, accident or disability insurance policy purchased on your own
- 20 - Aid to Families with Dependent Children (AFDC, ADC)
- 21 - General assistance or General relief
- 23 - Foster child care payments
- 24 - Other welfare
- 25 - WIC (Women, infants and Children) Nutrition Program
- 27 - Food stamps
- 28 - Child support payments
- 29 - Alimony payments
- 30 - Pension from company or union
- 31 - Federal Civil Service or other Federal civilian employee pensions
- 32 - U.S. Military retirement pay
- 34 - State government pensions
- 35 - Local government pensions
- 36 - Income from paid-up life insurance policies or annuities
- 37 - Estates and trusts
- 38 - Other payments for retirement, disability or survivor
- 46 - G.I. Bill/VEAP education benefits
- 50 - Income assistance from a charitable group
- 51 - Money from relatives or friends
- 52 - Lump sum payments
- 53 - Income from roomers or boarders
- 54 - National Guard or Reserve pay
- 55 - incidental or casual earnings
- 56 - Other cash income not included elsewhere
- 75 - Categories combined and recoded for confidentiality reasons
 - State Administered Supplemental Security Income (old code 4)
 - Black lung payments (old code 9)
 - State temporary sickness or disability benefits (old code 11)
 - Indian, Cuban, or Refugee Assistance (old code 22)
 - National Guard or Reserve Force retirement (old code 33)

Code Asset List

- 100 - Regular/passbook savings accounts in a bank, savings and loan or credit union
- 101 - Money market deposit accounts
- 102 - Certificates of Deposit or other savings certificates
- 103 - NOW, Super NOW or other interest earning checking accounts
- 104 - Money market funds
- 105 - U.S. Government securities
- 106 - Municipal or corporate bonds
- 107 - Other interest-earning assets
- 110 - Stocks or mutual fund shares
- 120 - Rental property
- 130 - Mortgages
- 140 - Royalties
- 150 - Other financial investments

Code Special Indicators

- 170 - Worked
- 171 - Disabled
- 172 - Medicare
- 173 - Medicaid
- 174 - U.S. Saving Bonds (E, EE)
- 175 - Other educational assistance

APPENDIX A-2.

INCOME SOURCES INCLUDED IN MONTHLY CASH INCOME

Earnings from Employment

Wages and salaries
 Nonfarm self-employment income
 Farm self-employment income

Income from Assets (Property Income)

Regular/passbook savings accounts in a bank, savings and loan or credit union
 Money market deposit accounts
 Certificates of Deposit or other savings certificates
 NOW, Super NOW or other interest-earning checking accounts
 Money market funds
 U.S. Government securities
 Municipal or corporate bonds
 Other interest-earning assets
 Stocks or mutual fund shares
 Rental property
 Mortgages
 Royalties
 Other financial investments

Other Income Sources

Social Security
 U.S. Government Railroad Retirement pay
 Federal Supplemental Security Income (SSI)
 State Administered Supplemental Security Income
 State unemployment compensation
 Supplemental Unemployment Benefits
 Other unemployment compensation (Trade Adjustment Act benefits; strike pay, other)
 Veterans compensation or pensions
 Black lung payments
 Worker's compensation
 State temporary sickness or disability benefits
 Payments from a sickness, accident or disability insurance policy purchased on your own
 Aid to Families with Dependent Children (AFDC, ADC)
 General assistance or General relief
 Indian, Cuban, or Refugee Assistance
 Foster child care payments
 Other welfare
 Child support payments
 Alimony payments
 Pension from company or union
 Federal Civil Service or other Federal civilian employee pensions

Other Income Sources (Continued)

U.S. Military retirement pay
National Guard or Reserve Forces retirement
State government pensions
Local government pensions
Income from paid up life insurance policies or annuities
Estates and trusts
Other payments for retirement, disability or survivor
G.I. Bill/VRAP education benefits
Income assistance from a charitable group
Money from relatives or friends
Lump sum payments
Income from roomers or boarders
National Guard or Reserve pay
Incidental or casual earnings
Other cash income not included elsewhere

APPENDIX A-3.

SOURCES OF MEANS-TESTED BENEFITS COVERED IN SLPP

Cash Benefits

Federal Supplemental Security Income (SSI)
State Administered Supplemental Security Income
Veterans' pensions
Aid to Families with Dependent Children (AFDC, ADC)
General Assistance or General Relief
Indian, Cuban, or Refugee Assistance
Other welfare
Foster child care payments

Noncash Benefits

Food Stamps
Special Supplemental Food Program for Women,
Infants, and Children (WIC)
Low-Income Home Energy Assistance

Medicaid
Free or reduced price school lunches
Free or reduced price school breakfasts
Public or subsidized rental housing

APPENDIX A-4

1980 CENSUS OF POPULATION
OCCUPATION CLASSIFICATION SYSTEM

(The numbers in parentheses refer to the 1980 Standard Occupational Classification code equivalents. Pt means part. N.e.c. means not elsewhere classified.)

MANAGERIAL AND PROFESSIONAL SPECIALTY OCCUPATIONS

1980 CODE	Executive, Administrative, and Managerial Occupations
003	Legislators (111)
004	Chief executives and general administrators, public administration (112)
005	Administrators and officials, public administration (1132-1139)
006	Administrators, protective services (1131)
007	Financial managers (122)
008	Personnel and labor relations managers (123)
009	Purchasing managers (124)
013	Managers, marketing, advertising, and public relations (125)
014	Administrators, education and related fields (128)
015	Managers, medicine and health (131)
016	Managers, properties and real estate (1353)
017	Postmasters and mail superintendents (1344)
018	Funeral directors (pt 1359)
019	Managers and administrators, n.e.c. (121, 126, 127, 132-139, exc. 1311, 1353, pt 1359)
	Management Related Occupations
023	Accountants and auditors (1412)
024	Underwriters (1414)
025	Other financial officers (1415, 1419)
028	Management analysts (142)
027	Personnel, training, and labor relations specialists (143)
028	Purchasing agents and buyers, farm products (1443)
029	Buyers, wholesale and retail trade except farm products (1442)
033	Purchasing agents and buyers, n.e.c. (1449)
034	Business and promotion agents (145)
035	Construction inspectors (1472)
036	Inspectors and compliance officers, exc. construction (1473)
037	Management related occupations, n.e.c. (149)
	Professional Specialty Occupations
	Engineers, Architects, and Surveyors
043	Architects (151)
044	Engineers
	Aerospace (1622)

Engineers, Architects, and Surveyors (continued)

	Engineers (continued)
045	Metallurgical and materials (1623)
046	Mining (1624)
047	Petroleum (1625)
048	Chemical (1626)
049	Nuclear (1627)
053	Civil (1628)
054	Agricultural (1632)
055	Electrical and electronic (1633, 1636)
056	Industrial (1634)
057	Mechanical (1635)
058	Marine and naval architects (1637)
059	Engineers, n.e.c. (1639)
063	Surveyors and mapping scientists (184)
	Mathematical and Computer Scientists
064	Computer systems analysts and scientists (171)
065	Operations and systems researchers and analysts (172)
086	Actuaries (1732)
087	Statisticians (1733)
088	Mathematical scientists, n.e.c. (1739)
	Natural Scientists
059	Physicists and astronomers (1842, 1843)
073	Chemists, except biochemists (1845)
074	Atmospheric and space scientists (1846)
075	Geologists and geodesists (1847)
076	Physical scientists, n.e.c. (1849)
077	Agricultural and food scientists (1853)
078	Biological and life scientists (1854)
079	Forestry and conservation scientists (1852)
083	Medical scientists (1855)
	Health Diagnosing Occupations
084	Physicians (261)
085	Dentists (262)
086	Veterinarians (27)
087	Optometrists (281)
088	Podiatrists (283)
089	Health diagnosing practitioners, n.e.c. (289)
	Health Assessment and Treating Occupations
095	Registered nurses (29)
096	Pharmacists (301)
097	Dietitians (302)
	Therapists
098	Inhalation therapists (3031)
099	Occupational therapists (3032)
103	Physical therapists (3033)
104	Speech therapists (3034)
105	Therapists, n.e.c. (3039)
106	Physicians' assistants (304)

	Teachers, Postsecondary
113	Earth, environmental, and marine science teachers (2212)
114	Biological science teachers (2213)
115	Chemistry teachers (2214)
116	Physics teachers (2215)
117	Natural science teachers, n.e.c. (2216)
118	Psychology teachers (2217)
119	Economics teachers (2218)
123	History teachers (2222)
124	Political science teachers (2223)
125	Sociology teachers (2224)
126	Social science teachers, n.e.c. (2225)
127	Engineering teachers (2226)
128	Mathematical science teachers (2227)
129	Computer science teachers (2228)
133	Medical science teachers (2231)
134	Health specialties teachers (2232)
135	Business, commerce, and marketing teachers (2233)
136	Agriculture and forestry teachers (2234)
137	Art, drama, and music teachers (2235)
138	Physical education teachers (2236)
139	Education teachers (2237)
140	English teachers (2238)
144	Foreign language teachers (2242)
145	Law teachers (2243)
146	Social work teachers (2244)
147	Theology teachers (2245)
148	Trade and industrial teachers (2246)
149	Home economics teachers (2247)
153	Teachers, postsecondary, n.e.c. (2249)
154	Postsecondary teachers, subject not specified
	Teachers, Except Postsecondary
155	Teachers, prekindergarten and kindergarten (231)
N(156)	Teachers, elementary school (232)
P(157)	Teachers, secondary school (233)
158	Teachers, special education (235)
159	Teachers, n.e.c. (236, 239)
163	Counselors, educational and vocational (24)
	Librarians, Archivists, and Curators
164	Librarians (251)
165	Archivists and curators (252)
	Social Scientists and Urban Planners
166	Economists (1912)
167	Psychologists (1915)
168	Sociologists (1916)
169	Social scientists, n.e.c. (1913, 1914, 1919)
173	Urban planners (192)
	Social, Recreation, and Religious Workers
174	Social workers (2032)
175	Recreation workers (2033)
176	Clergy (2042)
177	Religious workers, n.e.c. (2049)

	Lawyers and Judges
173	Lawyers (211)
179	Judges (212)
	Writers, Artists, Entertainers, and Athletes
133	Authors (331)
184	Technical writers (398)
185	Designers (322)
186	Musicians and composers (323)
187	Actors and directors (324)
108	Painters, sculptors, craft-artists, and artist printmakers (325)
189	Photographers (326)
193	Dancers (327)
194	Artists, performers, and related workers, n.e.c. (328, 329)
195	Editors and reporters (331)
197	Public relations specialists (332)
198	Announcers (333)
199	Athletes (34)

TECHNICAL, SALES, AND ADMINISTRATIVE SUPPORT OCCUPATIONS

Technicians and Related Support Occupations

Health Technologists and Technicians

203	Clinical laboratory technologists and technicians (362)
204	Dental hygienists (363)
205	Health record technologists and technicians (364)
208	Radiologic technicians (365)
207	Licensed practical nurses (366)
208	Health technologists and technicians, n.e.c. (369)

Technologists and Technicians, Except Health

Engineering and Related Technologists and Technicians

213	Electrical and electronic technicians (3711)
214	Industrial engineering technicians (3712)
215	Mechanical engineering technicians (3713)
216	Engineering technicians, n.e.c. (3719)
217	Drafting occupations (372)
218	Surveying and mapping technicians (373)

Science Technicians

223	Biological technicians (382)
224	Chemical technicians (3831)
225	Science technicians, n.e.c. (3832, 3833, 394, 389)

Technicians, Except Health, Engineering, and Science

226	Airplane pilots and navigators (825)
227	Air traffic controllers (392)
228	Broadcast equipment operators (393)
229	Computer programmers (3971, 3972)
233	Tool programmers, numerical control (3974)
234	Legal assistants (396)
235	Technicians, n.e.c. (399)



	Sales Occupations	
243	Supervisors and proprietors, sales occupations (40)	
	Sales Representatives, Finance and Business Services	
253	Insurance sales occupations (4122)	
254	Real estate sales occupations (4123)	
255	Securities and financial services sales occupations (4124)	
256	Advertising and related sales occupations (4153)	
257	Sales occupations, other business services (4152)	
	Sales Representatives, Commodities Except Retail	
258	Sales engineers (421)	
259	Sales representatives, mining, manufacturing, and wholesale (423, 424)	
	Sales Workers, Retail and Personal Services	
263	Sales workers, motor vehicles and boats (4342, 4344)	
264	Sales workers, apparel (4346)	
265	Sales workers, shoes (4351)	
266	Sales workers, furniture and home furnishings (4348)	
267	Sales workers; radio, TV, hi-fi, and appliances (4343, 4352)	
268	Sales workers, hardware and building supplies (4353)	
269	Sales workers, parts (4367)	
274	Sales workers, other commodities (4345, 4347, 4354, 4355, 4359, 4362, 4369)	
275	Sales counter clerks (4365)	
Q(276)	Cashiers (4364)	
277	Street and door-to-door sales workers (4368)	
278	News vendors (4365)	
	Sales Related Occupations	
283	Demonstrators, promoters and models, sales (445)	
284	Auctioneers (447)	
285	Sales support occupations, n.e.c. (444, 446, 449)	
	Administrative Support Occupations, Including Clerical	
	Supervisors, Administrative Support Occupations	
303	Supervisors, general office (4511, 4513, 4514, 4516, 4519, 4525)	
304	Supervisors, computer equipment operators (4512)	
305	Supervisors, financial records processing (4521)	
306	Chief communications operators (4523)	
307	Supervisors; distribution, scheduling, and adjusting clerks (4522, 4524-4528)	
	Computer Equipment Operators	
308	Computer operators (4612)	
309	Peripheral equipment operators (4613)	
	Secretaries, Stenographers, and Typists	
R(313)	Secretaries (4622)	
314	Stenographers (4625)	
315	Typists (4624)	
	Information Clerks	
318	Interviewers (4642)	
317	Hotel clerks (4643)	
318	Transportation ticket and reservation agents (4644)	
319	Receptionists (4645)	
323	Information clerks, n.e.c. (4649)	



	Records Processing Occupations, Except Financial
325	Classified-ad clerks (4662)
326	Correspondence clerks (4663)
327	Order clerks (4664)
328	Personnel clerks, except payroll and timekeeping (4692)
329	Library clerks (4694)
335	File clerks (4696)
336	Records clerks (4699)
	Financial Records Processing Occupations
S(337)	Bookkeepers, accounting, and auditing clerks (4712)
338	Payroll and timekeeping clerks (4713)
339	Billing clerks (4715)
343	Cost and rate clerks (4716)
344	Billing, posting, and calculating machine operators (4718)
	Duplicating, Mail and Other Office Machine Operators
345	Duplicating machine operators (4722)
346	Mail preparing and paper handling machine operators (4723)
347	Office machine operators, n.e.c. (4729)
	Communications Equipment Operators
348	Telephone operators (4732)
349	Telegraphers (4733)
353	Communications equipment operators, n.e.c. (4739)
	Mail and Message Distributing Occupations
354	Postal clerks, exc. mail carriers (4742)
355	Mail carriers, postal service (4743)
356	Mail clerks, exc. postal service (4744)
357	Messengers (4745)
	Material Recording, Scheduling, and Distributing Clerks
359	Dispatchers (4751)
363	Production coordinators (4752)
364	Traffic, shipping, and receiving clerks (4753)
365	Stock and inventory clerks (4754)
366	Meter readers (4755)
368	Weighers, measurers, and checkers (4756)
369	Samplers (4757)
373	Expeditors (4758)
374	Material recording, scheduling, and distributing clerks, n.e.c. (4759)
	Adjusters and Investigators
375	Insurance adjusters, examiners, and investigators (4762)
376	Investigators and adjusters, except insurance (4763)
377	Eligibility clerks, social welfare (4764)
378	Bill and account collectors (4766)
	Miscellaneous Administrative Support Occupations
379	General office clerks (463)
383	Bank tellers (4781)
384	Proofreaders (4792)
385	Data-entry keyers (4793)
386	Statistical clerks (4794)
387	Teachers' aides (4795)
389	Administrative support occupations, n.e.c. (4787, 4799)

SERVICE OCCUPATIONS

Private Household Occupations

403	Launderers and ironers (503)
404	Cooks, private household (504)
405	Housekeepers and butlers (505)
406	Child care workers, private household (506)
T(407)	Private household cleaners and servants (502, 507, 509)

Protective Service Occupations

Supervisors, Protective Service Occupations

413	Supervisors, firefighting and fire prevention occupations (5111)
414	Supervisors, police and detectives (5112)
415	Supervisors, guards (5113)

Firefighting and Fire Prevention Occupations

416	Fire inspection and fire prevention occupations (5122)
417	Firefighting occupations (5123)

Police and Detectives

418	Police and detectives, public service (5132)
423	Sheriffs bailiffs, and other law enforcement officers (5134)
424	Correctional institution officers (5139)

Guards

425	Crossing guards (5142)
426	Guards and police, exc. public service (5144)
427	Protective service occupations, n.e.c. (5149)

Service Occupations, Except Protective and Household

Food Preparation and Service Occupations

433	Supervisors, food preparation and service occupations (5211)
434	Bartenders (5212)
L(435)	Walters and waitresses (5213)
436	Cooks, except short order (5214)
437	Short-order cooks (5215)
438	Food counter, fountain and related occupations (5216)
439	Kitchen workers, food preparation (5217)
443	Walters'/waitresses' assistants (5218)
444	Miscellaneous food preparation occupations (5219)

Health Service Occupations

445	Dental assistants (5232)
446	Health aides, except nursing (5233)
447	Nursing aides, orderlies, and attendants (5236)

Cleaning and Building Service Occupations, except Household

448	Supervisors, cleaning and building service workers (5241)
449	Maids and housemen (5242, 5249)
V(450)	Janitors and cleaners (5244)
454	Elevator operators (5245)
455	Pest control occupations (5246)

Personal Service Occupations

456	Supervisors, personal service occupations (5251)
457	Barbers (5252)
458	Hairdressers and cosmetologists (5253)

Vertical line on the left side of the page.

Horizontal line at the top of the page.

Personal Service Occupations (continued)

459	Attendants, amusement and recreation facilities (525A)
463	Guides (5255)
464	Ushers (5256)
465	Public transportation attendants (5257)
466	Baggage porters and bellhops (5262)
467	Welfare service aides (5263)
468	Child care workers, except private household (5264)
469	Personal service occupations, n.e.c. (5258, 5266)

FARMING, FORESTRY, AND FISHING OCCUPATIONS

Farm Operators and Managers

W(473)	Farmers, except horticultural (5512-5514)
474	Horticultural specialty farmers (5515)
475	Managers, farms, except horticultural (5522-5524)
476	Managers, horticultural specialty farms (5525)

Other Agricultural and Related Occupations

Farm Occupations, Except Managerial

477	Supervisors, farm workers (5611)
479	Farm workers (5612-5617)
488	Marine life cultivation workers (5618)
484	Nursery workers (5619)

Related Agricultural Occupations

495	Supervisors, related agricultural occupations (5621)
486	Groundskeepers and gardeners, except farm (5622)
487	Animal caretakers, except farm (5624)
488	Graders and sorters, agricultural products (5625)
489	Inspectors, agricultural products (5627)

Forestry and Logging Occupations

494	Supervisors, forestry, and logging workers (571)
495	Forestry workers, except logging (572)
496	Timber cutting and logging occupations (573, 579)

Fishers, Hunters, and Trappers

497	Captains and other officers, fishing vessels (pt 8241)
498	Fishers (583)
499	Hunters and trappers (584)

PRECISION PRODUCTION, GRAB, AND REPAIR OCCUPATIONS

Mechanics and Repairers

503	Supervisors, mechanics and repairers (80)
	Mechanics and Repairers, Except Supervisors
	Vehicle and Mobile Equipment Mechanics and Repairers
X(505)	Automobile mechanics (pt 8111)
506	Automobile mechanic apprentices (pt 8111)
507	Bus, truck, and stationary engine mechanics (8112)
508	Aircraft engine mechanics (8113)
509	Small engine repairers (8114)
514	Automobile body and related repairers (8115)
515	Aircraft mechanics, exc. engine (8116)
516	Heavy equipment mechanics (8117)
517	Farm equipment mechanics (8118)



Mechanics and Repairers Except Supervisors (continued)

518	Industrial machinery repairers (813)
519	Machinery maintenance occupations (814)
	Electrical and Electronic Equipment Repairers
523	Electronic repairers, communications and industrial equipment (8151, 8153, 8155)
525	Data processing equipment repairers (8154)
526	Household appliance and power tool repairers (8156)
527	Telephone line installers and repairers (8157)
529	Telephone installers and repairers (8158)
533	Miscellaneous electrical and electronic equipment repairers (8152, 8159)
534	Heating, air conditioning, and refrigeration mechanics (8161)
	Miscellaneous Mechanics and Repairers
535	Camera, watch, and musical instrument repairers (8171, 8172)
536	Locksmiths and safe repairers (8173)
538	Office machine repairers (8174)
539	Mechanical controls and valve repairers (8175)
543	Elevator installers and repairers (8178)
544	Millwrights (8178)
547	Specified mechanics and repairers, n.e.c. (8177, 8179)
549	Not specified mechanics and repairers

Construction Trades

	Supervisors, construction occupations
553	Supervisors; brickmasons, stonemasons, and tile setters (8312)
554	Supervisors, carpenters and related workers (8313)
555	Supervisors, electricians and power transmission installers (8314)
556	Supervisors; painters, paperhangers, and plasterers (8315)
557	Supervisors; plumbers, pipefitters, and steamfitters (8316)
558	Supervisors, n.e.c. (8317, 8318)
	Construction Trades, Except Supervisors
563	Brickmasons and stonemasons (pt 8412, pt 8413)
564	Brickmason and stonemason apprentices (pt 8412, pt 8413)
565	Tile setters, hard and soft (8414, pt 8462)
566	Carpet installers (pt 8462)
Y(567)	Carpenters (pt 8422)
569	Carpenter apprentices (pt 8422)
573	Drywall installers (8424)
575	Electricians (pt 8432)
576	11 Electrician apprentices (pt 8432)
577	Electrical power installers and repairers (8433)
579	Painters, construction and maintenance (8442)
583	Paperhangers (8443)
584	Plasterers (8444)
585	Plumbers, pipefitters, and steamfitters (pt 845)
587	Plumber, pipefitter, and steamfitter apprentices (pt 845)
593	Concrete and terrazzo finishers (8463)
589	Glaziers (8464)
593	Insulation workers (8465)
594	Paving, surfacing, and tamping equipment operators (8466)
595	Roofers (8468)
596	Sheetmetal duct installers (8472)
597	Structural metal workers (8473)
599	Drillers, earth (8474)
599	Construction trades, n.e.c. (8467, 8475, 8476, 8479)



Extractive Occupations

- 613 Supervisors, extractive occupations (632)
- 614 Drillers, oil well (632)
- 615 Explosives workers (653)
- 616 Mining machine operators (654)
- 617 Mining occupations, n.e.c. (656)

Precision Production Occupations

- 633 Supervisors, production occupations (67, 71)
- Precision Metal Working Occupations
 - 634 Tool and die makers (pt 6811)
 - 635 Tool and die maker apprentices (pt 6811)
 - 636 Precision assemblers, metal (6812)
 - 637 Machinists (pt 6813)
 - 639 Machinist apprentices (pt 6813)
 - 643 Boilermakers (6814)
 - 644 Precision grinders, filers, and tool sharpeners (6816)
 - 645 Patternmakers and model makers, metal (6817)
 - 646 Lay-out workers (6821)
 - 647 Precious stones and metals workers (Jewelers) (6822, 6866)
 - 649 Engravers, metal (6823)
 - 653 Sheet metal workers (pt 6824)
 - 654 Sheet metal worker apprentices (pt 6824)
 - 656 Miscellaneous precision metal workers (6829)
- Precision Woodworking Occupations
 - 656 Patternmakers and model makers, wood (6831)
 - 657 Cabinet makers and bench carpenters (6832)
 - 658 Furniture and wood finishers (6835)
 - 659 Miscellaneous precision woodworkers (6839)
- Precision Textile, Apparel, and Furnishings Machine Workers
 - 666 Dressmakers (pt 6852, pt 7752)
 - 667 Tailors (pt 6852)
 - 668 Upholsterers (6853)
 - 669 Shoe repairers (6854)
 - 673 Apparel and fabric patternmakers (6856)
 - 674 Miscellaneous precision apparel and fabric workers (6859, pt 7752)
- Precision Workers, Assorted Materials
 - 675 Hand molders and shapers, except jewelers (6861)
 - 676 Patternmakers, lay-out workers, and cutters (6862)
 - 677 Optical goods workers (6864, pt 7477, pt 7677)
 - 678 Dental laboratory and medical appliance technicians (6865)
 - 679 Bookbinders (6844)
 - 682 Electrical and electronic equipment assemblers (6867)
 - 684 Miscellaneous precision workers, n.e.c. (6869)
- Precision Food Production Occupations
 - 686 Butchers and meat cutters (3871)
 - 687 Bakers (6872)
 - 688 Food batchmakers (6873, 6879)
- Precision Inspectors, Testers, and Related Workers
 - 689 Inspectors, testers, and graders (6881, 828)
 - 693 Adjusters and calibrators (6882)
- Plant and System Operators
 - 691 Water and sewage treatment plant operators (691)
 - 695 Power plant operators (pt 693)




- 698 Stationary engineers (pt 603, 7568)
 699 Miscellaneous plant and system operators (692, 694, 895, 608)

OPERATORS, FABRICATORS, AND LABORERS

- Machine Operators, Assemblers, and Inspectors
 Machine Operators and Tenders, except Precision
 Metal working and Plastic Working Machine Operators
 703 Lathe and turning machine set-up operators (7312)
 704 Lathe and turning machine operators (7512)
 705 Milling and planing machine operators (7313, 7513)
 706 Punching and stamping press machine operators (7314, 7317, 7514, 7517)
 707 Rolling machine operators (7316, 7516)
 708 Drilling and boring machine operators (7318, 7518)
 709 Grinding, abrading, buffing, and polishing machine operators
 (7322, 7324, 7522)
 713 Forging machine operators (7519, 7519)
 714 Numerical control machine operators (7329)
 715 Miscellaneous metal, plastic, stone, and glass working machine operators
 (7329, 7529)
 717 Fabricating machine operators, n.e.c. (7339, 7539)
 Metal and Plastic Processing Machine Operators
 719 Molding and casting machine operators (7315, 7342, 7515, 7542)
 723 Metal plating machine operators (7343, 7543)
 724 Heat treating equipment operators (7344, 7544)
 725 Miscellaneous metal and plastic processing machine operators (7349, 7549)
 Woodworking Machine Operators
 726 Wood lathe, routing, and planing machine operators (7431, 7432, 7631, 7632)
 727 Sawing machine operators (7433, 7633)
 728 Shaping and joining machine operators (7435, 7635)
 729 Nailing and tacking machine operators (7636)
 733 Miscellaneous woodworking machine operators (7434, 7439, 7634, 7639)
 Printing Machine Operators
 734 Printing machine operators (7443, 7643)
 735 Photoengravers and lithographers (8342, 7444, 7644)
 736 Typesetters and compositors (8341, 7642)
 737 Miscellaneous printing machine operators (8349, 7449, 7649)
 Textile, Apparel, and Furnishings Machine Operators
 738 Winding and twisting machine operators (7451, 7651)
 739 Knitting, looping, tapping, and weaving machine operators (7452, 7652)
 743 Textile cutting machine operators (7654)
 744 Textile sewing machine operators (7655)
 745 Shoe machine operators (7656)
 747 Pressing machine operators (7657)
 748 Laundering and dry cleaning machine operators (8855, 7658)
 749 Miscellaneous textile machine operators (7459, 7659)
 Machine Operators, Assorted Materials
 753 Cementing and gluing machine operators (7681)
 754 Packaging and filling machine operators (7462, 7662)
 755 Extruding and forming machine operators (7463, 7663)
 756 Mixing and blending machine operators (7664)
 757 Separating, filtering, and clarifying machine operators



	(7176, 7666, 7678)
759	Compressing and compacting machine operators (7467, 7667)
759	Painting and paint spraying machine operators (7869)
	Machine Operators, Assorted Materials (continued)
763	Roasting and baking machine operators, food (7472, 7672)
764	Washing, cleaning, and pickling machine operators (7673)
765	Folding machine operators (7474, 7674)
766	Furnace, kiln, and oven operators, exc. food (7675)
768	Crushing and grinding machine operators (pt 7477, pt 7677)
769	Slicing and cutting machine operators (7478, 7678)
773	Motion picture projectionists (pt 7479)
774	Photographic process machine operators (8863, 6868, 7671)
777	Miscellaneous machine operators, n.e.c. (pt 7479, 7665, 7679)
778	Machine operators, not specified
	Fabricators, Assemblers, and Hand Working Occupations
783	Welders and cutters (7332, 7332, 7714)
784	Solderers and brazers (7333, 7333, 7717)
785	Assemblers (772, 774)
786	Hand cutting and trimming occupations (7753)
787	Hand molding, casting, and forming occupations (7754, 7755)
789	Hand painting, coating, and decorating occupations (7756)
793	Hand engraving and printing occupations (7757)
794	Hand grinding and polishing occupations (7758)
796	Miscellaneous hand working occupations (7759)
	Production Inspectors, Testers, Samplers, and Weighers
796	Production inspectors, checkers, and examiners (732, 787)
797	Production testers (733)
798	Production samplers and weighers (784)
799	Graders and sorters, exc. agricultural (785)
	Transportation and Material Moving Occupations
	Motor Vehicle Operators
803	Supervisors, motor vehicle operators (8111)
804	Truck drivers, heavy (8212, 8213)
805	Truck drivers, light (8214)
806	Driver-sales workers (8215)
808	Bus drivers (8216)
809	Taxicab drivers and chauffeurs (8216)
813	Parking lot attendants (874)
814	Motor transportation occupations, n.e.c. (8219)
	Transportation Occupations, Except Motor Vehicles
	Rail Transportation Occupations
823	Railroad conductors and yardmasters (8113)
824	Locomotive operating occupations (8232)
825	Railroad brake, signal, and switch operators (8233)
826	Rail vehicle operators, n.e.c. (8239)
	Water Transportation Occupations
828	Ship captains and mates, except fishing boats (pt 8211, 8212)
829	Sailors and deckhands (8243)
833	Marine engineers (8244)
834	Bridge, lock, and lighthouse tenders (8245)



	Material Moving Equipment Operators
843	Supervisors, material moving equipment operators (8312)
844	Operating engineers (8312)
845	Longshore equipment operators (8313)
	Material Moving Equipment Operators (continued)
848	Hoist and winch operators (8314)
849	Crane and tower operators (8315)
853	Excavating and loading machine operators (8316)
855	Grader, dozer, and scraper operators (8317)
856	Industrial truck and tractor equipment operators (8318)
859	Miscellaneous material moving equipment operators (8319)
	Handlers, Equipment Cleaners, Helpers, and Laborers
863	Supervisors, handlers, equipment cleaners, and laborers, n.e.c. (85)
864	Helpers, mechanics and repairers (863)
	Helpers, Construction and Extractive Occupations
868	Helpers, construction trades (8611-8615, 8648)
866	Helpers, surveyor (8646)
867	Helpers, extractive occupations (865)
869	Construction laborers (871)
873	Production helpers (861, 862)
	Freight, Stock, and Material Handlers
875	Garbage collectors (8722)
876	Stevedores (8723)
877	Stock handlers and hoppers (8724)
878	Machine feeders and offbearers (8725)
883	Freight, stock, and material handlers, n.e.c. (8726)
885	Garage and service station related occupations (873)
887	Vehicle washers and equipment cleaners (875)
888	Hand packers and packagers (8761)
889	Laborers, except construction (8769)
905	Member of the Armed Forces



Vertical line on the left side of the page.

Horizontal line at the top of the page.

APPENDIX A-5
1980 CENSUS OF POPULATION
INDUSTRY CLASSIFICATION SYSTEM

(Numbers in parentheses are the 1972 SIC code equivalents 1/)

Census
Code

AGRICULTURE, FORESTRY, AND FISHERIES

010 (A)	Agricultural production, crops (01)
011	Agricultural production, livestock (02)
020	Agricultural services, except horticultural (07, except 075)
021	Horticultural services (070)
030	forestry (08)
031	Fishing, hunting, and trapping (09)

MINING

040	Metal mining (10)
041	Coal mining (11, 12)
042	Crude petroleum and natural gas extraction (13)
050	Nonmetallic mining and quarrying, except fuel (14)

060 (B)	CONSTRUCTION (15, 16, 17)
---------	---------------------------

MANUFACTURING

Non-durable Goods

	Food and kindred products
100	Meat products (201)
101	Dairy products (202)
102	Canned and preserved fruits and vegetables (203)
110	Grain mill products (204)
111	Bakery products (205)
112	Sugar and confectionery products (206)
120	Beverage industries (208)
121	Miscellaneous food preparations and kindred products (207, 209)
122	Not specified food industries
130	Tobacco manufactures (21)
	Textile mill products
132	Knitting mills (225)
140	Dyeing and finishing textiles, except wool and knit goods (226)
141	Floor coverings, except hard surface (227)
142	Yarn, thread, and fabric mills (221-224, 228)
150	Miscellaneous textile mill products (229)

1/ See Executive Office of the President, Office of Management and Budget, Standard Industrial Classification Manual, 1972 and the 1977 Supplement.



Census
Code

MANUFACTURING-Continued

Nondurable goods-Continued

	Apparel and other finished textile products
151	Apparel and accessories, except knit (231-233)
152	Miscellaneous fabricated textile products (239)
	Paper and allied products
160	Pulp, paper, and paperboard mills (261-263, 266)
161	Miscellaneous paper and pulp products (264)
162	Paperboard containers and boxes (265)
	Printing, publishing, and allied industries
171 (C)	Newspaper publishing and printing (271)
172	Printing, publishing, and allied industries, except newspapers (272-274)
	Chemicals and allied products
180	Plastics, synthetics, and resins (282)
181	Drugs (283)
182	Soaps and cosmetics (284)
190	Paints, varnishes, and related products (287)
191	Agricultural chemicals (297)
192	Industrial and miscellaneous chemicals (281, 286, 289)
	Petroleum and coal products
200	Petroleum refining (291)
201	Miscellaneous petroleum and coal products (295, 299)
	Rubber and miscellaneous plastics products
210	Tires and inner tubes (301)
211	Other rubber products, and plastics footwear and belting (302-304, 307)
212	Miscellaneous plastics products (307)
	Leather and leather products
220	Leather tanning and finishing (311)
221	Footwear, except rubber and plastic (313, 314)
222	Leather products, except footwear (315-317, 319)

Durable Goods

	Lumber and wood products, except furniture
230	Logging (241)
231	Sawmills, planing mills, and millwork (242, 243)
232	Wood buildings and mobile homes (245)
241	Miscellaneous wood products (244, 249)
242	Furniture and fixtures (25)
	Stone, clay, glass, and concrete products
250	Glass and glass products (321-323)
251	Cement, concrete, gypsum, and plaster products (324, 327)
252	Structural clay products (325)
261	Pottery and related products (326)
262	Miscellaneous nonmetallic mineral and stone products (328, 329)
	Metal industries
270	Blast furnaces, steelworks, rolling and finishing mills (331)
271	Iron and steel foundries (332)
272	Primary aluminum industries (3334, part 334, 3350-3355, 3361)



Census
Code

MANUFACTURING-Continued

Durable goods-Continued

280	Other primary metal industries (3331-3333, 3339, part 334, 3351, 3356, 3357, 3362, 3369, 339)
281	Cutlery, handtools, and other hardware (342)
282	Fabricated structural metal products (344)
290	Screw machine products (345)
291	Metal forgings and stampings (346)
292	Ordnance (348)
300	Miscellaneous fabricated metal products (341, 343, 347, 349)
301	Not specified metal industries
	Machinery, except electrical
310	Engines and turbines (351)
311	Farm machinery and equipment (352)
312	Construction and material handling machines (353)
320	Metalworking machinery (354)
321	Office and accounting machines (357, except 3573)
322	Electronic computing equipment (3573)
331	Machinery, except electrical, n.e.c. (355, 356, 358, 359)
332	Not specified machinery
	Electrical machinery, equipment, and supplies
340	Household appliances (363)
341	Radio, T.V., and communication equipment (365, 366)
342	Electrical machinery, equipment, and supplies, n.e.c. (361, 362, 364, 367, 369)
350	Not specified electrical machinery, equipment, and supplies
	Transportation equipment
351	Motor vehicles and motor vehicle equipment (371)
352	Aircraft and parts (372)
360	Ship and boat building and repairing (373)
361	Railroad locomotives and equipment (374)
362	Guided missiles, space vehicles, and parts (376)
370	Cycles and miscellaneous transportation equipment (375, 379)
	Professional and photographic equipment, and watches
371	Scientific and controlling instruments (381, 382)
372	Optical and health services supplies (383, 384, 385)
380	Photographic equipment and supplies (386)
381	Watches, clocks, and clockwork operated devices (387)
382	Not specified professional equipment
390	Toys, amusement, and sporting goods (394)
391	Miscellaneous manufacturing industries (39 exc. 394)
392	Not specified manufacturing industries

TRANSPORTATION, COMMUNICATIONS, AND OTHER
PUBLIC UTILITIES

	Transportation
400	Railroads (40)
401	Bus service and urban transit (41, except 412)
402	Taxicab service (412)



TRANSPORTATION, COMMUNICATIONS, AND OTHER PUBLIC
UTILITIES-Continued

Census
Code

	Transportation (continued)
410	Trucking service (421, 423)
411	Warehousing and storage (422)
412	U.S. Postal Service (43)
420	Water transportation (44)
421	Air transportation (45)
422	Pipe lines, except natural gas (46)
432	Services incidental to transportation (47)
	Communications
440	Radio and television broadcasting (480)
441	Telephone (wire and radio) (481)
442	Telegraph and miscellaneous communication services (482, 489)
	Utilities and sanitary services
460	Electric light and power (491)
461	Gas and steam supply systems (492, 496)
462	Electric and gas, and other combinations (493)
470	Water supply and irrigation (494, 497)
471	Sanitary services (495)
472	Not specified utilities

WHOLESALE TRADE

Durable Goods

500	Motor vehicles and equipment (501)
501	Furniture and home furnishings (502)
502	Lumber and construction materials (503)
510	Sporting goods, toys, and hobby goods (504)
511	Metals and minerals, except petroleum (505)
512	Electrical goods (506)
521	Hardware, plumbing and heating supplies (507)
522	Not specified electrical and hardware products
530	Machinery, equipment, and supplies (508)
531	Scrap and waste materials (5093)
532	Miscellaneous wholesale, durable goods (5094, 5099)

Nondurable Goods

540	Paper and paper products (511)
541	Drugs, chemicals and allied products (512, 516)
542	Apparel, fabrics, and notions (513)
550	Groceries and related products (514)
551	Farm products - raw materials (515)
552	Petroleum products (517)
560	Alcoholic beverages (518)
561	Farm supplies (5191)
562	Miscellaneous wholesale, nondurable goods (5194, 5198, 5199)
57	Not specified wholesale trade



Census
Code

RETAIL TRADE

580	Lumber and building material retailing (521, 523)
581	Hardware stores (525)
582	Retail nurseries and garden stores (526)
590	Mobile home dealers (527)
591 (D)	Department stores (531)
592	Variety stores (533)
600	Miscellaneous general merchandise stores (539)
601 (E)	Grocery stores (541)
602	Dairy products stores (545)
610	Retail bakeries (546)
611	Food stores, n.e.c. (542, 543, 544, 549)
612	Motor vehicle dealers (551, 552)
620	Auto and home supply stores (553)
621	Gasoline service stations (554)
622	Miscellaneous vehicle dealers (555, 556, 557, 559)
630	Apparel and accessory stores, except shoe (56, except 568)
631	Shoe stores (566)
632	Furniture and home furnishings stores (571)
640	Household appliances, TV, and radio stores (572, 573)
641 (F)	Eating and drinking places (58)
642	Drug stores (591)
650	Liquor stores (592)
651	Sporting goods, bicycles, and hobby stores (5941, 5945, 5946)
652	Book and stationery stores (5942, 5943)
660	Jewelry stores (5944)
661	Sewing, needlework and piece goods stores (5949)
662	Mail order houses (5961)
670	Vending machine operators (5962)
671	Direct selling establishments (5963)
672	Fuel and ice dealers (593)
681	Retail florists (5902)
682	Miscellaneous retail stores (593, 5947, 5948, 5993, 5994, 5999)
691	Not specified retail trade

FINANCE, INSURANCE, AND REAL ESTATE

700 (G)	Banking (60)
701	Savings and loan associations (612)
702	Credit agencies, n.e.c. (61, except 612)
710	Security, commodity brokerage, and investment companies (62, 67)
711 (H)	Insurance (63, 64)
712	Real estate, including real estate-insurance-law offices (65, 66)

BUSINESS AND REPAIR SERVICES

721	Advertising (731)
722	Services to dwellings and other buildings (734)
730	Commercial research, development, and testing labs (7391, 7397)
731	Personnel supply services (736)
732	Business management and consulting services (7392)



Census
Code

BUSINESS AND REPAIR SERVICES (continued)

740 Computer and data processing services (737)
741 Detective and protective services (7393)
742 Business services, n.e.c. (732, 733, 735, 7394, 7395, 7396, 7399)
750 Automotive services, except repair (751, 752, 754)
751 Automotive repair shops (753)
752 Electrical repair shops (762, 7694)
760 Miscellaneous repair services (763, 764, 7692, 7699)

PERSONAL SERVICES

761 (J) Private households (86)
762 Hotels and motels (701)
770 Lodging places, except hotels and motels (702, 703, 704)
771 Laundry, cleaning, and garment services (721)
772 Beauty shops (723)
780 Barber shops (724)
781 Funeral service and crematories (728)
782 Shoe repair shops (725)
790 Dressmaking shops (part 729)
791 Miscellaneous personal services (722, part 729)

ENTERTAINMENT AND RECREATION SERVICES

880 Theaters and motion pictures (78, 792)
801 Bowling alleys, billiard and pool parlors (793)
802 Miscellaneous entertainment and recreation services (791, 794, 799)

PROFESSIONAL AND RELATED SERVICES

812 Offices of physicians (801, 803)
820 Offices of dentists (802)
821 Offices of chiropractors (8041)
822 Offices of optometrists (8042)
830 Offices of health practitioners, n.e.c. (8049)
831 (K) Hospitals (806)
832 Nursing and personal care facilities (805)
840 Health services, n.e.c. (807, 808, 809)
841 Legal services (81)
842 (L) Elementary and secondary schools (821)
850 (M) Colleges and universities (822)
851 Business, trade, and vocational schools (824)
852 Libraries (823)
860 Educational services, n.e.c. (829)
861 Job training and vocational rehabilitation services (833)
862 Child day care services (835)
870 Residential care facilities, without nursing (836)
871 Social services, n.e.c. (832, 839)
872 Museums, art galleries, and zoos (84)



Census
Code

PROFESSIONAL AND RELATED SERVICES (continued)

880 Religious organizations (886)
881 Membership organizations (861-863, 869)
882 Engineering, architectural, and surveying services (891)
890 Accounting, auditing, and bookkeeping services (893)
891 Noncommercial educational and scientific research (892)
892 Miscellaneous professional and related services (899)

PUBLIC ADMINISTRATION

900 Executive and legislative offices (911-913)
901 General government, n.e.c. (919)
910 Justice, public order, and safety (92)
921 Public finance, taxation, and monetary policy (93)
922 Administration of human resources programs (94)
930 Administration of environmental quality and housing programs (95)
931 Administration of economic programs (96)
932 National security and international affairs (97)

991 Member of the Armed Forces





APPENDIX B

RECORD TYPE COUNTS

The SIPP public-use microdata file consists of eight record types. Below is listed the number of records by record type on the Wave 5 relational file.

Record Type

Count

Sample Unit

17,183

Household

19,734

Family

61,388

Person

51,075

Wage-Salary

21,972

Self-Employment

3,005

General-Type 1

17,453

General-Type 2

23,559



... ..

...

...

...

... ..

...

... ..

...

... ..

...

... ..

...

... ..

...

... ..

...



Vertical text or markings running down the center of the page, possibly bleed-through from the reverse side.

SECTION	DESCRIPTION	DATE	INITIALS	STATUS	REMARKS	ADDITIONAL COMMENTS
100	ADMISSIONS	10/15/78	JKL	Open	Admission fee collected	
101	REGISTRATION	10/15/78	ABC	Completed	Registration card filed	
102	CLASSIFICATION	10/15/78	DEF	In Progress	Classification in progress	
103	GRADING	10/15/78	GHI	Final	Final grades submitted	
104	FINANCIAL AID	10/15/78	JKL	Review	Financial aid applications reviewed	
105	STUDENT SERVICES	10/15/78	MNO	Active	Student services provided	
106	COMMUNITY RELATIONS	10/15/78	PQR	Planning	Community relations planning	
107	ALUMNI AFFAIRS	10/15/78	STU	Event	Alumni event organized	
108	PLACEMENT SERVICES	10/15/78	VWX	Job Search	Placement services provided	
109	RESEARCH	10/15/78	YZA	Project	Research project completed	
110	ACADEMIC ACHIEVEMENT	10/15/78	BCD	Analysis	Academic achievement analysis	
111	STUDENT DEVELOPMENT	10/15/78	EFG	Program	Student development program	
112	INSTITUTIONAL EFFECTIVENESS	10/15/78	HIJ	Review	Institutional effectiveness review	
113	PLANNING AND PROGRAMS	10/15/78	KLM	Strategy	Planning and program strategy	
114	OPERATIONS	10/15/78	NOP	Logistics	Operations logistics	
115	FINANCIAL MANAGEMENT	10/15/78	QRS	Budget	Financial management budget	
116	LEGAL AFFAIRS	10/15/78	TUV	Compliance	Legal affairs compliance	
117	COMMUNITY RELATIONS	10/15/78	WXY	Outreach	Community relations outreach	
118	ALUMNI AFFAIRS	10/15/78	ZAB	Reunion	Alumni reunion planning	
119	PLACEMENT SERVICES	10/15/78	BCD	Interview	Placement services interview	
120	RESEARCH	10/15/78	EFG	Publication	Research publication	
121	ACADEMIC ACHIEVEMENT	10/15/78	HIJ	Report	Academic achievement report	
122	STUDENT DEVELOPMENT	10/15/78	KLM	Workshop	Student development workshop	
123	INSTITUTIONAL EFFECTIVENESS	10/15/78	NOP	Survey	Institutional effectiveness survey	
124	PLANNING AND PROGRAMS	10/15/78	QRS	Workshop	Planning and program workshop	
125	OPERATIONS	10/15/78	TUV	Meeting	Operations meeting	
126	FINANCIAL MANAGEMENT	10/15/78	WXY	Report	Financial management report	
127	LEGAL AFFAIRS	10/15/78	ZAB	Consultation	Legal affairs consultation	
128	COMMUNITY RELATIONS	10/15/78	BCD	Event	Community relations event	
129	ALUMNI AFFAIRS	10/15/78	EFG	Survey	Alumni affairs survey	
130	PLACEMENT SERVICES	10/15/78	HIJ	Workshop	Placement services workshop	
131	RESEARCH	10/15/78	KLM	Publication	Research publication	
132	ACADEMIC ACHIEVEMENT	10/15/78	NOP	Report	Academic achievement report	
133	STUDENT DEVELOPMENT	10/15/78	QRS	Workshop	Student development workshop	
134	INSTITUTIONAL EFFECTIVENESS	10/15/78	TUV	Survey	Institutional effectiveness survey	
135	PLANNING AND PROGRAMS	10/15/78	WXY	Workshop	Planning and program workshop	
136	OPERATIONS	10/15/78	ZAB	Meeting	Operations meeting	
137	FINANCIAL MANAGEMENT	10/15/78	BCD	Report	Financial management report	
138	LEGAL AFFAIRS	10/15/78	EFG	Consultation	Legal affairs consultation	
139	COMMUNITY RELATIONS	10/15/78	HIJ	Event	Community relations event	
140	ALUMNI AFFAIRS	10/15/78	KLM	Survey	Alumni affairs survey	
141	PLACEMENT SERVICES	10/15/78	NOP	Workshop	Placement services workshop	
142	RESEARCH	10/15/78	QRS	Publication	Research publication	
143	ACADEMIC ACHIEVEMENT	10/15/78	TUV	Report	Academic achievement report	
144	STUDENT DEVELOPMENT	10/15/78	WXY	Workshop	Student development workshop	
145	INSTITUTIONAL EFFECTIVENESS	10/15/78	ZAB	Survey	Institutional effectiveness survey	
146	PLANNING AND PROGRAMS	10/15/78	BCD	Workshop	Planning and program workshop	
147	OPERATIONS	10/15/78	EFG	Meeting	Operations meeting	
148	FINANCIAL MANAGEMENT	10/15/78	HIJ	Report	Financial management report	
149	LEGAL AFFAIRS	10/15/78	KLM	Consultation	Legal affairs consultation	
150	COMMUNITY RELATIONS	10/15/78	NOP	Event	Community relations event	
151	ALUMNI AFFAIRS	10/15/78	QRS	Survey	Alumni affairs survey	
152	PLACEMENT SERVICES	10/15/78	TUV	Workshop	Placement services workshop	
153	RESEARCH	10/15/78	WXY	Publication	Research publication	
154	ACADEMIC ACHIEVEMENT	10/15/78	ZAB	Report	Academic achievement report	
155	STUDENT DEVELOPMENT	10/15/78	BCD	Workshop	Student development workshop	
156	INSTITUTIONAL EFFECTIVENESS	10/15/78	EFG	Survey	Institutional effectiveness survey	
157	PLANNING AND PROGRAMS	10/15/78	HIJ	Workshop	Planning and program workshop	
158	OPERATIONS	10/15/78	KLM	Meeting	Operations meeting	
159	FINANCIAL MANAGEMENT	10/15/78	NOP	Report	Financial management report	
160	LEGAL AFFAIRS	10/15/78	QRS	Consultation	Legal affairs consultation	
161	COMMUNITY RELATIONS	10/15/78	TUV	Event	Community relations event	
162	ALUMNI AFFAIRS	10/15/78	WXY	Survey	Alumni affairs survey	
163	PLACEMENT SERVICES	10/15/78	ZAB	Workshop	Placement services workshop	
164	RESEARCH	10/15/78	BCD	Publication	Research publication	
165	ACADEMIC ACHIEVEMENT	10/15/78	EFG	Report	Academic achievement report	
166	STUDENT DEVELOPMENT	10/15/78	HIJ	Workshop	Student development workshop	
167	INSTITUTIONAL EFFECTIVENESS	10/15/78	KLM	Survey	Institutional effectiveness survey	
168	PLANNING AND PROGRAMS	10/15/78	NOP	Workshop	Planning and program workshop	
169	OPERATIONS	10/15/78	QRS	Meeting	Operations meeting	
170	FINANCIAL MANAGEMENT	10/15/78	TUV	Report	Financial management report	
171	LEGAL AFFAIRS	10/15/78	WXY	Consultation	Legal affairs consultation	
172	COMMUNITY RELATIONS	10/15/78	ZAB	Event	Community relations event	
173	ALUMNI AFFAIRS	10/15/78	BCD	Survey	Alumni affairs survey	
174	PLACEMENT SERVICES	10/15/78	EFG	Workshop	Placement services workshop	
175	RESEARCH	10/15/78	HIJ	Publication	Research publication	
176	ACADEMIC ACHIEVEMENT	10/15/78	KLM	Report	Academic achievement report	
177	STUDENT DEVELOPMENT	10/15/78	NOP	Workshop	Student development workshop	
178	INSTITUTIONAL EFFECTIVENESS	10/15/78	QRS	Survey	Institutional effectiveness survey	
179	PLANNING AND PROGRAMS	10/15/78	TUV	Workshop	Planning and program workshop	
180	OPERATIONS	10/15/78	WXY	Meeting	Operations meeting	
181	FINANCIAL MANAGEMENT	10/15/78	ZAB	Report	Financial management report	
182	LEGAL AFFAIRS	10/15/78	BCD	Consultation	Legal affairs consultation	
183	COMMUNITY RELATIONS	10/15/78	EFG	Event	Community relations event	
184	ALUMNI AFFAIRS	10/15/78	HIJ	Survey	Alumni affairs survey	
185	PLACEMENT SERVICES	10/15/78	KLM	Workshop	Placement services workshop	
186	RESEARCH	10/15/78	NOP	Publication	Research publication	
187	ACADEMIC ACHIEVEMENT	10/15/78	QRS	Report	Academic achievement report	
188	STUDENT DEVELOPMENT	10/15/78	TUV	Workshop	Student development workshop	
189	INSTITUTIONAL EFFECTIVENESS	10/15/78	WXY	Survey	Institutional effectiveness survey	
190	PLANNING AND PROGRAMS	10/15/78	ZAB	Workshop	Planning and program workshop	
191	OPERATIONS	10/15/78	BCD	Meeting	Operations meeting	
192	FINANCIAL MANAGEMENT	10/15/78	EFG	Report	Financial management report	
193	LEGAL AFFAIRS	10/15/78	HIJ	Consultation	Legal affairs consultation	
194	COMMUNITY RELATIONS	10/15/78	KLM	Event	Community relations event	
195	ALUMNI AFFAIRS	10/15/78	NOP	Survey	Alumni affairs survey	
196	PLACEMENT SERVICES	10/15/78	QRS	Workshop	Placement services workshop	
197	RESEARCH	10/15/78	TUV	Publication	Research publication	
198	ACADEMIC ACHIEVEMENT	10/15/78	WXY	Report	Academic achievement report	
199	STUDENT DEVELOPMENT	10/15/78	ZAB	Workshop	Student development workshop	
200	INSTITUTIONAL EFFECTIVENESS	10/15/78	BCD	Survey	Institutional effectiveness survey	

GENERAL SECURITY

100 - General Security for the institution. This section covers all security matters, including fire safety, physical security, and personnel security. It is the responsibility of the institution's security committee to ensure that all security measures are up-to-date and effective.

101 - Fire Safety: This section covers fire prevention, fire drills, and fire response procedures. It is the responsibility of the institution's fire safety committee to ensure that all fire safety measures are up-to-date and effective.

102 - Physical Security: This section covers physical security measures, including access control, surveillance, and perimeter security. It is the responsibility of the institution's physical security committee to ensure that all physical security measures are up-to-date and effective.

103 - Personnel Security: This section covers personnel security measures, including background checks, security training, and security clearance. It is the responsibility of the institution's personnel security committee to ensure that all personnel security measures are up-to-date and effective.

104 - Information Security: This section covers information security measures, including data protection, network security, and incident response. It is the responsibility of the institution's information security committee to ensure that all information security measures are up-to-date and effective.

105 - Emergency Preparedness: This section covers emergency preparedness measures, including disaster planning, evacuation procedures, and crisis communication. It is the responsibility of the institution's emergency preparedness committee to ensure that all emergency preparedness measures are up-to-date and effective.

106 - Risk Management: This section covers risk management measures, including risk assessment, risk mitigation, and risk monitoring. It is the responsibility of the institution's risk management committee to ensure that all risk management measures are up-to-date and effective.

107 - Compliance: This section covers compliance measures, including regulatory requirements, internal controls, and external audits. It is the responsibility of the institution's compliance committee to ensure that all compliance measures are up-to-date and effective.

108 - Quality Assurance: This section covers quality assurance measures, including quality management systems, internal audits, and external certifications. It is the responsibility of the institution's quality assurance committee to ensure that all quality assurance measures are up-to-date and effective.

109 - Environmental Management: This section covers environmental management measures, including environmental impact assessment, environmental monitoring, and environmental protection. It is the responsibility of the institution's environmental management committee to ensure that all environmental management measures are up-to-date and effective.

110 - Social Responsibility: This section covers social responsibility measures, including community engagement, social reporting, and social impact assessment. It is the responsibility of the institution's social responsibility committee to ensure that all social responsibility measures are up-to-date and effective.

111 - Governance: This section covers governance measures, including corporate governance, board of directors, and stakeholder engagement. It is the responsibility of the institution's governance committee to ensure that all governance measures are up-to-date and effective.

112 - Ethics: This section covers ethics measures, including ethical principles, code of conduct, and ethics training. It is the responsibility of the institution's ethics committee to ensure that all ethics measures are up-to-date and effective.

113 - Diversity and Inclusion: This section covers diversity and inclusion measures, including diversity training, diversity reporting, and diversity action plans. It is the responsibility of the institution's diversity and inclusion committee to ensure that all diversity and inclusion measures are up-to-date and effective.

114 - Sustainability: This section covers sustainability measures, including sustainable development, environmental protection, and social responsibility. It is the responsibility of the institution's sustainability committee to ensure that all sustainability measures are up-to-date and effective.

115 - Innovation: This section covers innovation measures, including innovation management, innovation reporting, and innovation action plans. It is the responsibility of the institution's innovation committee to ensure that all innovation measures are up-to-date and effective.

116 - Research and Development: This section covers research and development measures, including research management, research reporting, and research action plans. It is the responsibility of the institution's research and development committee to ensure that all research and development measures are up-to-date and effective.

117 - Marketing and Communications: This section covers marketing and communications measures, including marketing strategy, communication strategy, and marketing reporting. It is the responsibility of the institution's marketing and communications committee to ensure that all marketing and communications measures are up-to-date and effective.

118 - Human Resources: This section covers human resources measures, including human resources management, human resources reporting, and human resources action plans. It is the responsibility of the institution's human resources committee to ensure that all human resources measures are up-to-date and effective.

119 - Finance: This section covers finance measures, including financial management, financial reporting, and financial action plans. It is the responsibility of the institution's finance committee to ensure that all finance measures are up-to-date and effective.

120 - Information Technology: This section covers information technology measures, including information technology management, information technology reporting, and information technology action plans. It is the responsibility of the institution's information technology committee to ensure that all information technology measures are up-to-date and effective.


121 - Legal Affairs: This section covers legal affairs measures, including legal management, legal reporting, and legal action plans. It is the responsibility of the institution's legal affairs committee to ensure that all legal affairs measures are up-to-date and effective.

122 - Public Affairs: This section covers public affairs measures, including public relations, public reporting, and public action plans. It is the responsibility of the institution's public affairs committee to ensure that all public affairs measures are up-to-date and effective.

123 - International Relations: This section covers international relations measures, including international management, international reporting, and international action plans. It is the responsibility of the institution's international relations committee to ensure that all international relations measures are up-to-date and effective.

124 - Other: This section covers other measures, including other management, other reporting, and other action plans. It is the responsibility of the institution's other committee to ensure that all other measures are up-to-date and effective.





TRANSCRIPTION ITEMS (Cont.) of _____

INSTRUCTIONS: These columns are to be filled after the interview. Fill in the name of each household member listed as household member who is age 15 or older.

EMPLOYMENT: These columns are to be filled after the interview. Fill in the name of each household member who is age 15 or older.

INTERVIEW STATUS: These columns are to be filled after the interview. Fill in the name of each household member who is age 15 or older.

INCOME: These columns are to be filled after the interview. Fill in the name of each household member who is age 15 or older.

EMPLOYEE	EMPLOYMENT												INTERVIEW STATUS												INCOME																								
	W1	W2	W3	W4	W5	W6	W7	W8	W9	W10	W11	W12	W1	W2	W3	W4	W5	W6	W7	W8	W9	W10	W11	W12	W1	W2	W3	W4	W5	W6	W7	W8	W9	W10	W11	W12	W1	W2	W3	W4	W5	W6	W7	W8	W9	W10	W11	W12	
1																																																	
2																																																	
3																																																	
4																																																	
5																																																	
6																																																	
7																																																	
8																																																	
9																																																	
10																																																	
11																																																	
12																																																	
13																																																	
14																																																	
15																																																	
16																																																	
17																																																	
18																																																	


EMPLOYEE	EMPLOYMENT												INTERVIEW STATUS												INCOME																								
	W1	W2	W3	W4	W5	W6	W7	W8	W9	W10	W11	W12	W1	W2	W3	W4	W5	W6	W7	W8	W9	W10	W11	W12	W1	W2	W3	W4	W5	W6	W7	W8	W9	W10	W11	W12	W1	W2	W3	W4	W5	W6	W7	W8	W9	W10	W11	W12	
1																																																	
2																																																	
3																																																	
4																																																	
5																																																	
6																																																	
7																																																	
8																																																	
9																																																	
10																																																	
11																																																	
12																																																	
13																																																	
14																																																	
15																																																	
16																																																	
17																																																	
18																																																	

INSTRUCTIONS: These columns are to be filled after the interview. Fill in the name of each household member who is age 15 or older.

EMPLOYMENT: These columns are to be filled after the interview. Fill in the name of each household member who is age 15 or older.

INTERVIEW STATUS: These columns are to be filled after the interview. Fill in the name of each household member who is age 15 or older.

INCOME: These columns are to be filled after the interview. Fill in the name of each household member who is age 15 or older.



The page contains a large area of extremely faint, illegible text. The text is mostly white on a light gray background, making it impossible to read. There are some very faint, scattered characters and lines that suggest the presence of a document, but no specific content can be discerned.



Section 1 -- LABOR FORCE AND RECEIPIENCY

(SHOW FLASHCARD J)

1. During the 4-month period outlined on this calendar, that is, from 4 months ago thru last month, did ... have a job or business, either full time or part time, even for only a few days?
Mark "Yes" for active duty in the Armed Forces, any temporary or part-time work, and work without pay in a family business or farm.

PEM 7

1000

- Yes -- Mark "Worked" (code 170) on ISS and SKIP to 4
 No

2a. Even though ... did not have a job during this period, did ... spend any time looking for work or on layoff from a job?

1002

- Yes
 No -- SKIP to 3a

b. Please look at the calendar. In which weeks was ... looking for work or on layoff from a job?
Mark (X) all that apply.

1004

- x5 ALL
- | | | |
|---------------------------------|----------------------------------|----------------------------------|
| 1006 <input type="checkbox"/> 1 | 1018 <input type="checkbox"/> 7 | 1030 <input type="checkbox"/> 13 |
| 1008 <input type="checkbox"/> 2 | 1020 <input type="checkbox"/> 8 | 1032 <input type="checkbox"/> 14 |
| 1010 <input type="checkbox"/> 3 | 1022 <input type="checkbox"/> 9 | 1034 <input type="checkbox"/> 15 |
| 1012 <input type="checkbox"/> 4 | 1024 <input type="checkbox"/> 10 | 1036 <input type="checkbox"/> 16 |
| 1014 <input type="checkbox"/> 5 | 1026 <input type="checkbox"/> 11 | 1038 <input type="checkbox"/> 17 |
| 1016 <input type="checkbox"/> 6 | 1028 <input type="checkbox"/> 12 | 1040 <input type="checkbox"/> 18 |

c. Could ... have taken a job during any of those weeks if one had been offered?

1042

- Yes -- SKIP to Check Item A1
 No

d. What was the main reason ... could not take a job during those weeks?
Mark (X) only one.

1044

- Already had a job
 Temporary illness
 School
 Other -- Specify _____

CHECK ITEM B1

Refer to item 2b.
Is the "ALL" box marked in 2b?

1048

- Yes -- SKIP to 9a, page 4
 No -- SKIP to 3b

3a. Were there any weeks in the 4-month period when ... wanted a job?

1046

- Yes -- SKIP to 3c
 No -- SKIP to Check Item A6, page 4

b. I have recorded that there were weeks that ... did not work or look for work. Did ... want a job in those weeks?

1050

- Yes
 No -- SKIP to 9a, page 4

c. Could ... have taken a job in those weeks if one had been offered?

1052

- Yes
 No -- SKIP to 9a, page 4

d. During the weeks that ... wanted a job but was not looking for one, what was the main reason ... was not looking?
Mark (X) only one.

1054

- Believes no work available in line of work or area
 Couldn't find any work
 Lacks necessary schooling, training, skills, or experience
 Employers think too young or too old
 Other personal handicap in finding job
 Can't arrange child care
 Family responsibilities
 In school or other training
 Ill health, physical disability
 Other -- Specify _____
x1 DK

SKIP to 9a, page 4

4. Did ... have a job or business, either full or part time, during EACH of the weeks in this period?
Note that the person did not have to work each week.

1058

- Yes
 No -- SKIP to 6a

5a. Was ... absent without pay from ...'s job or business for any FULL weeks during the 4-month period?

1056

- Yes
 No -- SKIP to 8a, page 4

b. Please look at the calendar. In which weeks was ... absent without pay?
Mark (X) all that apply.

1060


- x5 ALL
- | | | |
|---------------------------------|----------------------------------|----------------------------------|
| 1062 <input type="checkbox"/> 1 | 1074 <input type="checkbox"/> 7 | 1086 <input type="checkbox"/> 13 |
| 1064 <input type="checkbox"/> 2 | 1076 <input type="checkbox"/> 8 | 1088 <input type="checkbox"/> 14 |
| 1066 <input type="checkbox"/> 3 | 1078 <input type="checkbox"/> 9 | 1090 <input type="checkbox"/> 15 |
| 1068 <input type="checkbox"/> 4 | 1080 <input type="checkbox"/> 10 | 1092 <input type="checkbox"/> 16 |
| 1070 <input type="checkbox"/> 5 | 1082 <input type="checkbox"/> 11 | 1094 <input type="checkbox"/> 17 |
| 1072 <input type="checkbox"/> 6 | 1084 <input type="checkbox"/> 12 | 1096 <input type="checkbox"/> 18 |

c. What was the main reason ... was absent from ...'s job or business during those weeks?
Mark (X) only one.

1068

- On layoff
 Own illness
 On vacation
 Bad weather
 Labor dispute
 New job to begin within 30 days
 Other -- Specify _____

SKIP to 8a, page 4



Section 1 - LABOR FORCE AND RECEIPIENCY (Continued)

(SHOW FLASHCARD J)

6a. Please look at the calendar. In which weeks did ... have a job or business?
 Mark (X) calendar below, "With a job or business." AND then mark appropriate box(es).

1100	<input type="checkbox"/>	1	1172	<input type="checkbox"/>	7	1124	<input type="checkbox"/>	13
1102	<input type="checkbox"/>	2	1174	<input type="checkbox"/>	8	1126	<input type="checkbox"/>	14
1104	<input type="checkbox"/>	3	1176	<input type="checkbox"/>	9	1128	<input type="checkbox"/>	15
1106	<input type="checkbox"/>	4	1178	<input type="checkbox"/>	10	1130	<input type="checkbox"/>	16
1108	<input type="checkbox"/>	5	1120	<input type="checkbox"/>	11	1132	<input type="checkbox"/>	17
1110	<input type="checkbox"/>	6	1122	<input type="checkbox"/>	12	1134	<input type="checkbox"/>	18

b. Of those weeks that ... had a job or business, was ... absent from work for any full weeks without pay?

1136 Yes
 2 No - SKIP to 7a

c. In which weeks was ... absent without pay?

1138	<input type="checkbox"/>	1	1150	<input type="checkbox"/>	7	1162	<input type="checkbox"/>	13
1140	<input type="checkbox"/>	2	1152	<input type="checkbox"/>	8	1164	<input type="checkbox"/>	14
1142	<input type="checkbox"/>	3	1154	<input type="checkbox"/>	9	1166	<input type="checkbox"/>	15
1144	<input type="checkbox"/>	4	1156	<input type="checkbox"/>	10	1168	<input type="checkbox"/>	16
1146	<input type="checkbox"/>	5	1158	<input type="checkbox"/>	11	1170	<input type="checkbox"/>	17
1148	<input type="checkbox"/>	6	1160	<input type="checkbox"/>	12	1172	<input type="checkbox"/>	18

d. What was the main reason ... was absent from ...'s job or business during those weeks?
 Mark (X) only one.

1174 On layoff
 2 Own illness
 3 On vacation
 4 Bad weather
 5 Labor dispute
 6 New job to begin within 30 days
 7 Other - Specify

7a. I have marked that there were some weeks in this period in which ... did NOT have a job or business. During that week or weeks did ... spend any time looking for work or on layoff?

1176 Yes
 2 No - SKIP to 7c

b. In which of these weeks was ... looking for work or on layoff from a job?
 Mark (X) calendar below, "Looking for work or on layoff" AND then mark appropriate box(es).

1180	<input type="checkbox"/>	1	1192	<input type="checkbox"/>	7	1204	<input type="checkbox"/>	13
1182	<input type="checkbox"/>	2	1194	<input type="checkbox"/>	8	1206	<input type="checkbox"/>	14
1184	<input type="checkbox"/>	3	1196	<input type="checkbox"/>	9	1208	<input type="checkbox"/>	15
1186	<input type="checkbox"/>	4	1198	<input type="checkbox"/>	10	1210	<input type="checkbox"/>	16
1188	<input type="checkbox"/>	5	1200	<input type="checkbox"/>	11	1212	<input type="checkbox"/>	17
1190	<input type="checkbox"/>	6	1202	<input type="checkbox"/>	12	1214	<input type="checkbox"/>	18

c. Could ... have taken a job during those weeks if one had been offered?

1216 Yes - SKIP to Check Item R2
 2 No

d. What was the main reason ... could not take a job during those weeks?

1218 Already had a job
 2 Temporary illness
 3 School
 4 Other - Specify

CHECK ITEM R2 Refer to the Labor Force Calendar, below. Is each week of the 4-month period marked as "With a job or business" or "Looking for work or on layoff"?

1220 Yes - SKIP to 8a
 2 No - SKIP to 7f

7b. Did ... want a job in those weeks when ... did not have one?

1222 Yes - SKIP to 7g
 2 No - SKIP to 8a

f. I have marked that there were weeks in this period when ... did not have a job and was not looking for a job. Did ... want a job in those weeks? If necessary, refer to Labor Force calendar.

1224 Yes
 2 No - SKIP to 8a


g. Could ... have taken a job during those weeks if one had been offered?

1226 Yes
 2 No - SKIP to 8a

LABOR FORCE CALENDAR - Use when item 4 is marked "No"

WEEK	1	2	3	4	5	6	7	8	9	10	11	12	13	14	15	16	17	18
With a job or business. Mark for item 6a.																		
Looking for work or on layoff from a job. Mark for item 7b.																		

LABOR FORCE AND RECEIPIENCY



[The remainder of the page contains extremely faint and illegible text, likely due to low contrast or redaction.]

Section 1 - LABOR FORCE AND RECIPIENCY (Continued)

7h. During the week that ... wanted a job but was not looking for one, what was the main reason ... was not looking?

Mark (X) only one.

1238

- Believes no work available in line of work or area
- Couldn't find any work
- Lacks necessary schooling, training, skills, or experience
- Employers think too young or too old
- Other personal handicap in finding job
- Can't arrange child care
- Family responsibilities
- In school or other training
- Ill health, physical disability
- Other - Specify _____
- OK

8a. In the weeks that ... worked during the 4-month period, how many hours did ... usually work per week?

1239

- Hours per week
- x3 None } SKIP to Check Item R4
 x1 OK

CHECK ITEM R3

Refer to item 8a.
Did ... usually work 35 or more hours per week?

1232

- 1 Yes
2 No - SKIP to Bc

8b. Did ... work fewer than 35 hours in any of the weeks that ... worked during this period? Exclude time off WITH PAY because of holidays, vacation, days off or sickness.

1234

- 1 Yes
2 No - SKIP to Check Item R4

9. In how many weeks did ... work fewer than 35 hours during this 4-month period?

1236

- x5 All
 Weeks

d. What was the main reason ... worked fewer than 35 hours in those weeks?

Mark (X) only one.

1238

- 1 Could not find a full-time job
- 2 Wanted to work part time
- 3 Health condition or disability
- 4 Normal working hours are fewer than 35 hours
- 5 Slack work or material shortage
- 6 Other - Specify _____

CHECK ITEM R4

Refer to item 5a, page 2.
The response to item 5a is:

1238

- 1 Yes (or blank)
2 No - SKIP to Check Item R5

9a. During this 4-month period, did ... receive any State unemployment compensation payments?

1240

- 1 Yes - Mark "B" on ISS
2 No - SKIP to Check Item R5

b. During this period, did ... also receive any Supplemental Unemployment Benefits (SUB)?

1242

- 1 Yes - Mark "B" on ISS
2 No

CHECK ITEM R5

Is "Worked" marked on the ISS?

1244

- 1 Yes
2 No - SKIP to Check Item R6

10. During this 4-month period did ... receive any money from worker's compensation for any kind of job-related illness or injury?

1246

- 1 Yes - Mark "10" on ISS
2 No

CHECK ITEM R6

Was an interview obtained for ... last reference period?

1248

- 1 Yes
2 No - SKIP to Check Item R11, page 8

CHECK ITEM R7

Are any income types listed in the Income Roster?

1250

- 1 Yes
2 No - SKIP to 12a

NOTES



Section 1 - LABOR FORCE AND RECIPIENCY (Continued)

11a. According to the information we obtained last time, ... had received (Read income types in 11b, column (2)) during (8 months ago) through (5 months ago). Was this information recorded correctly?

1251 1 Yes
2 No - Resolve problems and make appropriate entries in 11b, column (5) Ask 11c

b. INCOME ROSTER

Line No.	Income type (2)	Income code (3)	This reference period (4)	Previous reference period (5)	
				Should not have been listed	Was not listed should have been
1		1252	1254 1 <input type="checkbox"/> Yes - Mark ISS 2 <input type="checkbox"/> No	1255 <input type="checkbox"/>	2 <input type="checkbox"/>
2		1264	1258 1 <input type="checkbox"/> Yes - Mark ISS 2 <input type="checkbox"/> No	1259 <input type="checkbox"/>	2 <input type="checkbox"/>
3		1260	1262 1 <input type="checkbox"/> Yes - Mark ISS 2 <input type="checkbox"/> No	1263 <input type="checkbox"/>	2 <input type="checkbox"/>
4		1264	1268 1 <input type="checkbox"/> Yes - Mark ISS 2 <input type="checkbox"/> No	1267 <input type="checkbox"/>	2 <input type="checkbox"/>
5		1273	1270 1 <input type="checkbox"/> Yes - Mark ISS 2 <input type="checkbox"/> No	1271 <input type="checkbox"/>	2 <input type="checkbox"/>
6		1273	1274 1 <input type="checkbox"/> Yes - Mark ISS 2 <input type="checkbox"/> No	1275 <input type="checkbox"/>	2 <input type="checkbox"/>
7		1275	1278 1 <input type="checkbox"/> Yes - Mark ISS 2 <input type="checkbox"/> No	1279 <input type="checkbox"/>	2 <input type="checkbox"/>
8		1280	1382 1 <input type="checkbox"/> Yes - Mark ISS 2 <input type="checkbox"/> No	1383 <input type="checkbox"/>	2 <input type="checkbox"/>

c. During the past 4 months, that is ... and ... did ... get income from (Read income types in 11b, column (2))?

MARK (X) APPROPRIATE BOX IN ITEM 11b. COLUMN (4) FOR EACH INCOME TYPE LISTED.

12a. During this 4-month period, did ... get any income from the Federal Government (that we haven't talked about)?

1284 1 Yes
2 No - SKIP to 13a

b. What was it called?

Anything else?
Mark (X) all that apply.

- 1285 1 Social Security - Mark "1" on ISS
- 1286 2 Federal Supplemental Security Income (Federal SSI) - Mark "3" on ISS
- 1290 3 A serviceman's or widow's pension from the Veterans Administration (VA) - Mark "8" on ISS
- 1292 4 Anything else - Mark appropriate code on ISS and specify

13a. During this 4-month period, did ... receive any (other) pension, disability, retirement, or survivor income (that we haven't talked about)?

1298 1 Yes
2 No - SKIP to Check Item R8

b. What was the source of this income?

Anything else?
Mark (X) all that apply.


- 1298 1 U.S. Government Railroad Retirement - Mark "2" on ISS
- 1300 2 Black Lung payments - Mark "9" on ISS
- 1302 3 Worker's Compensation - Mark "10" on ISS
- 1304 4 Payments from a sickness, accident or disability insurance policy purchased on your own - Mark "13" on ISS
- 1306 5 Pension from company or union - Mark "30" on ISS
- 1308 6 Federal Civil Service or other Federal civilian employee pension - Mark "31" on ISS
- 1310 7 U.S. Military retirement pay (exclude payments from the Veterans Administration) - Mark "32" on ISS
- 1312 8 National Guard or Reserve Forces retirement - Mark "33" on ISS
- 1314 9 State government pension - Mark "34" on ISS
- 1316 10 Local government pension - Mark "35" on ISS
- 1318 11 Income from paid-up life insurance policies or annuities - Mark "36" on ISS
- 1320 12 Other or DK - Specify and enter code from Income source list. If income type is not listed or DK, enter code "38" - Mark ISS.

The following text is a scan of a document page, likely a page from a book or a manuscript. The text is arranged in a single column and appears to be a list or a series of entries. The entries are separated by small gaps and some are indented. The text is somewhat faint and difficult to read, but it seems to contain names and possibly titles or descriptions. The page is mostly blank with some dark artifacts at the top and bottom edges, possibly from the scanner or the original document's binding.

Section 1 - LABOR FORCE AND RECIPIENCY (Continued)

CHECK ITEM R9	Is "Disabled" marked for ... on cc item 47?	1325	1 <input type="checkbox"/> Yes - Mark "171" on ISS and SKIP to 23a, page 8 2 <input type="checkbox"/> No
CHECK ITEM R10	Is ... 65 years of age or over?	1326	1 <input type="checkbox"/> Yes - SKIP to 23a, page 8 2 <input type="checkbox"/> No - SKIP to Check Item R23, page 8
CHECK ITEM R11	Refer to Control Card item 32a. Is ... a veteran of the U.S. Armed Forces? Mark "No" if currently in Armed Forces. ("Yes" marked in cc item 32c)	1330	1 <input type="checkbox"/> Yes 2 <input type="checkbox"/> No - SKIP to Check Item R12
14a.	How long did ... serve on active duty in the Armed Forces?	1332	1 <input type="checkbox"/> Less than 6 months 2 <input type="checkbox"/> 6 to 23 months 3 <input type="checkbox"/> 2 to 19 years 4 <input type="checkbox"/> 20 or more years 5 <input type="checkbox"/> DK
b.	Does ... have a service connected disability; that is, a health condition or impairment caused or made worse by military service?	1334	1 <input type="checkbox"/> Yes 2 <input type="checkbox"/> No 3 <input type="checkbox"/> DK } SKIP to 14d
c.	What is ...'s VA percent disability rating? Use the following probe if needed: (Such as 0, 10, 20, 30, 40, 50, 60, 70, 80, 90, 100%)	1335	<input type="text"/> <input type="text"/> <input type="text"/> x2 <input type="checkbox"/> 0% x1 <input type="checkbox"/> DK x2 <input type="checkbox"/> Ref. 101 <input type="checkbox"/> No rating
d.	During this 4-month period did ... receive pension or compensation payments from the Veterans Administration? (Exclude regular military retirement pay, insurance proceeds, and GI Bill benefits.)	1338	1 <input type="checkbox"/> Yes - Mark "8" on ISS 2 <input type="checkbox"/> No
CHECK ITEM R12	Is ... 18 years of age or over?	1340	1 <input type="checkbox"/> Yes 2 <input type="checkbox"/> No - SKIP to 18a
15a.	During this 4-month period, did ... receive any Social Security payments?	1342	1 <input type="checkbox"/> Yes - Mark "1" on ISS 2 <input type="checkbox"/> No - SKIP to Check Item R14
CHECK ITEM R13	Is ... 65 years of age or over?	1344	1 <input type="checkbox"/> Yes - SKIP to 16a 2 <input type="checkbox"/> No
15b.	What is the reason ... is getting Social Security, is it because ... is (Read categories) - Mark (X) only one.	1346	1 <input type="checkbox"/> Retired? 2 <input type="checkbox"/> Disabled? 3 <input type="checkbox"/> Widowed) or surviving child? 4 <input type="checkbox"/> Spouse or dependent child? 5 <input type="checkbox"/> Some other reason } SKIP to 16a x1 <input type="checkbox"/> DK
c.	Sometimes people get Social Security for more than one reason. Is there another reason ... receives Social Security?	1348	1 <input type="checkbox"/> Retired 2 <input type="checkbox"/> Disabled 3 <input type="checkbox"/> Widowed) or surviving child 4 <input type="checkbox"/> Spouse or dependent child 5 <input type="checkbox"/> No other reason x1 <input type="checkbox"/> DK } SKIP to 16a
CHECK ITEM R14	Refer to Control Card item 27. Is ... the designated parent or guardian of children under 18 who live in this household?	1352	1 <input type="checkbox"/> Yes 2 <input type="checkbox"/> No - SKIP to 16a
15d.	During the 4-month period did ... receive any Social Security payments especially for ...'s children (under 18)?	1352	1 <input type="checkbox"/> Yes - Mark "1" on ISS 2 <input type="checkbox"/> No
16a.	During this 4-month period did ... receive any SSI (Supplemental Security Income) payments from the U.S. Government?	1354	1 <input type="checkbox"/> Yes - Mark "3" on ISS 2 <input type="checkbox"/> No - SKIP to Check Item R15
b.	Did ... also receive a SEPARATE SSI payment from the State or local welfare office during these months?	1354	1 <input type="checkbox"/> Yes - Mark "4" on ISS 2 <input type="checkbox"/> No
CHECK ITEM R15	Is ... 40 years of age or over?	1356	1 <input type="checkbox"/> Yes 2 <input type="checkbox"/> No - SKIP to 18a
17a.	Has ... ever retired from a job or business? (Include retirement from the military.)	1360	1 <input type="checkbox"/> Yes 2 <input type="checkbox"/> No - SKIP to Check Item R16
b.	During the 4-month period did ... receive any retirement income other than Social Security?	1362	1 <input type="checkbox"/> Yes 2 <input type="checkbox"/> No - SKIP to 17d

NOTES



Section 1 - LABOR FORCE AND RECEIPIENCY (Continued)

17c. What kind of retirement income? Anything else?

Mark (X) all that apply.

- 1364 1 U.S. Government Railroad Retirement - Mark "2" on ISS
- 1366 2 Pension from company or union - Mark "30" on ISS
- 1368 3 Federal Civil Service or other Federal civilian employee pension - Mark "31" on ISS
- 1370 4 U.S. Military retirement pay (exclude payments from the Veterans Administration) - Mark "32" on ISS
- 1372 5 National Guard or Reserve Forces retirement - Mark "33" on ISS
- 1374 6 State government pension - Mark "34" on ISS
- 1376 7 Local government pension - Mark "35" on ISS
- 1378 8 Other or DK - Specify and enter code from income source list. If income type not listed or "DK," enter code "38" - Mark ISS.

d. During this 4-month period, did ... receive any regular income from a paid-up life insurance policy or any other annuities?

- 1392 1 Yes - Mark "36" on ISS
- 2 No

CHECK ITEM R16

Is ... 70 years of age or over?

- 1384 1 Yes - SKIP to Check Item R17
- 2 No

18a. Does ... have a physical, mental, or other health condition which limits the kind or amount of work ... can do?

- 1388 1 Yes
- 2 No
- 3 DK

b. During this 4-month period, did ... receive any income because of ...'s health condition or disability? (Other than Social Security, SSI, or VA?)

- 1394 1 Yes - Mark "171" on ISS
- 2 No - SKIP to Check Item R17

c. What kind of income? Anything else?

Mark (X) all that apply.

- 1396 1 U.S. Government Railroad Retirement - Mark "2" on ISS
- 1397 2 Black Lung Payments - Mark "9" on ISS
- 1398 3 Worker's Compensation - Mark "10" on ISS
- 1399 4 Payments from a sickness, accident or disability insurance policy purchased on your own - Mark "13" on ISS
- 1400 5 Pension from company or union - Mark "30" on ISS
- 1401 6 Federal Civil Service or other Federal civilian employee pension - Mark "31" on ISS
- 1402 7 U.S. Military retirement pay (exclude payments from the Veterans Administration) - Mark "32" on ISS
- 1403 8 State government pension - Mark "34" on ISS
- 1404 9 Local government pension - Mark "35" on ISS
- 1405 10 Other or DK - Specify and enter code from income source list. If income type not listed or "DK," enter code "38" - Mark ISS.

CHECK ITEM R17

Refer to Control Card item 26e. What is ...'s marital status?

- 1414 1 Married - SKIP to 20
- 2 Widowed - SKIP to 22a
- 3 Divorced
- 4 Separated
- 5 Never married - SKIP to Check Item R18

19. Did ... receive any alimony (or support payments other than child support) during the 4-month period?

- 1418 1 Yes - Mark "29" on ISS and SKIP to Check Item R18
- 2 No
- 3 DK
- 4 Ref.

20. (People who have been widowed or divorced sometimes receive income because of their former marriage.) Has ... ever been widowed or divorced?

- 1419 1 Widowed - SKIP to 22a
- 2 Divorced
- 3 Both widowed and divorced
- 4 No - SKIP to Check Item R21

CHECK ITEM R18

Refer to Control Card Item 27. Is ... the designated parent or guardian of ... who live in this household?

- 1420 1 Yes
- 2 No - SKIP to Check Item R19

1421 1 Yes - Mark "28" on ISS



Section 1 - LABOR FORCE AND RECIPIENCY (Continued)

CHECK ITEM R19

Is "Both widowed and divorced" box marked in 20?

- 1424 Yes
 No - SKIP to Check Item R21

22a. During this 4-month period, did ... receive any pensions or annuities as a widower (other than Social Security)?

- 1428 Yes
 No } SKIP to Check Item R21
 x1 DK

b. What kind of income was this? Was there anything else? (SHOW FLASHCARD K) Mark (X) all that apply.

- 1428 U.S. Government Railroad Retirement - Mark "2" on ISS
 1430 Veterans Compensation or pension - Mark "9" on ISS
 1432 Black Lung payments - Mark "9" on ISS
 1434 Pension from company or union - Mark "30" on ISS
 1438 Federal Civil Service or other Federal civilian employee pension - Mark "31" on ISS
 1438 U.S. Military retirement pay (exclude payments from the Veterans Administration) - Mark "32" on ISS
 1440 National Guard or Reserve Forces retirement - Mark "33" on ISS
 1442 State government pension - Mark "34" on ISS
 1444 Local government pension - Mark "35" on ISS
 1446 Income from paid-up life insurance policies or annuities - Mark "36" on ISS
 1448 Payments from estate or trust - Mark "37" on ISS
 1450 Other or DK - Specify and enter code from income source list. If income type not listed or "DK," enter code "38" - Mark ISS

CHECK ITEM R20

Is "Veterans Compensation or pension" marked in 22b?

- 1454 Yes
 No - SKIP to Check Item R21

22c. Did ...'s late spouse die while in the service or from a service-related injury?

- 1456 Yes, in the service
 Yes, from service-related injury
 No

CHECK ITEM R21

Is ... 65 years of age or over?

- 1458 Yes - SKIP to 23a
 No

CHECK ITEM R27

Refer to item 18a. Is ... disabled?

- 1460 Yes
 No - SKIP to Check Item R23

23a. Medicare is a health insurance program for disabled persons and persons 65 or over. People covered by Medicare have a card that looks like this (SHOW FLASHCARD L). Was ... covered by Medicare?

- 1462 Yes - Mark "172" on ISS
 No } SKIP to Check Item R23
 x1 DK

b. May I see ...'s Medicare card to record the claim number and type of coverage? ★

- 1464 [] - [] - 1466 [] [] [] [] [] [] [] [] [] []
- 1468 TYPE OF COVERAGE
 Hospital only (Type A)
 Medical only (Type B)
 Both hospital and medical (Types A and B)
 Card not available - ASK 23c
- SKIP to Check Item R23

c. (This information is especially important for the purpose of this survey.) If I were to call later would you be able to provide me with ...'s Medicare number?

- 1470 Yes - Mark Reminder Card, item 2
 No

d. Medicare has an optional feature which costs extra and helps pay for doctor bills. Does ...'s Medicare help pay for doctor bills?

- 1472 Yes
 No
 x1 DK

CHECK ITEM R23

Refer to Control Card item 27. Is ... the designated parent or guardian of children under 18 who live in this household?

- 1474 Yes - SKIP to Check Item R25
 No

CHECK ITEM R24


Is ... 18 years of age or over?

- 1476 Yes
 No - SKIP to 27a

Is ISS code "27" (Food stamps) listed in Roster (Item 11b, page 5)?

- 1478 Yes - SKIP to Check Item R26
 No

Is ... Yes - Mark "27" on ISS



Section 1 - LABOR FORCE AND RECIPIENCY (Continued)

CHECK ITEM R26

Interview status of ...'s spouse.

1482

- 1 No spouse in household
- 2 Interview for spouse not yet conducted
- 3 Interview for spouse already conducted - SKIP to Check Item R27

25a. (Other than what we have already mentioned) During the 4-month period, did ... receive any (other) welfare (such as AFDC, WIC, or General Assistance) for ... or ...'s children? (Exclude energy assistance.)

1484

- 1 Yes
- 2 No - SKIP to Check Item R27

b. What kind of welfare did ... receive? Anything else? Mark (X) all that apply.

1486

- 1 AFDC - Mark "20" on ISS
- 2 General Assistance or General Relief - Mark "21" on ISS
- 3 Indian, Cuban or Refugee Assistance - Mark "22" on ISS
- 4 Foster Child Care - Mark "23" on ISS
- 5 WIC - Mark "25" on ISS
- 6 Other or DK - Specify and enter code from income source list. If income type not listed or "DK", enter code "24" - Mark ISS

1488

1490

1492

1494

1496

1498

CHECK ITEM R27

Is "Medicaid" marked for ... on cc item 47?

1500

- 1 Yes - SKIP to 26b
- 2 No

SKIP to Check Item R28

26a. During the 4-month period was ... covered by (Use local name for Medicaid) or another public assistance program that pays for medical care? (Refer to FLASHCARD M for Medicaid name.)

1502

- 1 Yes - Mark "173" on ISS
- 2 No

b. According to our last visit ... was covered by (Use local name for Medicaid). Was ... covered by it at any time during the 4-month period? (Refer to FLASHCARD M for Medicaid name.)

1504

- 1 Yes - Mark "173" on ISS
- 2 No

CHECK ITEM R28

Refer to Control Card Item 27. Is ... the designated parent or guardian of children under 18 who live in this household?

1506

- 1 Yes
- 2 No - SKIP to Check Item R29

26c. Were any of ...'s children (under 18) covered by (Use local name for Medicaid)?

1508

- 1 Yes
- 2 No - SKIP to Check Item R29

d. Which children were covered?

1510

- 1 All children

OR

Name

1512

1514

1516

1518

1520

CHECK ITEM R29

Was ... or ...'s children (under 18) covered by Medicaid?

1524

- 1 Yes
- 2 No - SKIP to 27a

26e. Was ... (and) ...'s children) covered during the entire 4-month period?

1526

- 1 Yes - SKIP to 27a
- 2 No

f. In which months was ... (and) ...'s children) covered?

1528


- 1 Last month
- 2 2 months ago
- 3 3 months ago
- 4 4 months ago

1530

1532

1534

NOTES



Section 1 - LABOR FORCE AND RECIPIENCY (Continued)

27a. During the 4-month period, did ... have group or individual health insurance in ...'s own name?
 (Exclude Medicaid, Medicare, CHAMPUS, CHAMPVA and plans paying benefits only for accidents or specific diseases.)

1536 Yes - SKIP to 27c
 No

b. Was ... covered by a health insurance plan in somebody else's name?
 ASK OR VERIFY -

1537 Yes } SKIP to Check Item R30
 No }

c. Did ... have a health insurance plan during the entire 4-month period?

1538 Yes - SKIP to 27a
 No

d. In which months did ... have a plan?
 Mark (X) all that apply.

1540 Last month
 1542 2 months ago
 1544 3 months ago
 1546 4 months ago

e. Did ... have a health plan provided through an employer or union (or through a former employer or a pension plan)?

1548 Yes
 No - SKIP to 27g

f. Did the employer or union (former employer or pension plan) pay for part or all of the cost of this plan?

1550 All
 Part
 None

g. Was this an individual plan or a family plan?

1552 Individual - SKIP to Check Item R30
 Family

h. Did ...'s health plan cover all the persons living here?

1554 Yes - SKIP to Check Item R32
 No

i. Other than ... which persons in this household were covered by ...'s plan?

Person No.	Name
1556	
1558	
1560	
1562	
1564	

1566 None

CHECK ITEM R30 Refer to Control Card item 27.
 Is ... the designated parent or guardian of children under 18 who live in this household?

1568 Yes
 No - SKIP to Check Item R32

CHECK ITEM R31 Have each of these children already been identified as members of a family health insurance plan?

1570 Yes
 No } SKIP to 27k
 DK }

27j. I have recorded that all of ...'s children were covered by a health insurance plan - is that correct?

1572 Yes - SKIP to Check Item R32
 No

k. Were any of (which of) ...'s children (were) covered by a health insurance plan?
 (Exclude Medicaid, Medicare, CHAMPUS, CHAMPVA and plans paying benefits only for accidents or specific diseases.)

1574 All children

OR	Person No.	Name
1576		
1578		
1580		
1582		
1584		



Section 1 - LABOR FORCE AND RECEIPIENCY (Continued)

28a. According to the information we obtained last time, ... had (Read asset types in 28b, column (2)) during (8 months ago) through (5 months ago). Was this information recorded correctly?

1599 Yes
 No - Resolve problems and make appropriate entries in 28b, column (5)

ASK 28c

b. ASSET ROSTER

Line No	Asset type (2)	Asset Code (3)	This reference period (4)	Previous reference period (5)	
				Should not have been listed	Was not listed; should have been
1		1592	1592 <input type="checkbox"/> Yes - Mark ISS <input checked="" type="checkbox"/> No	1592 <input type="checkbox"/>	1592 <input type="checkbox"/>
2		1594	1594 <input type="checkbox"/> Yes - Mark ISS <input checked="" type="checkbox"/> No	1594 <input type="checkbox"/>	1594 <input type="checkbox"/>
3		1598	1598 <input type="checkbox"/> Yes - Mark ISS <input checked="" type="checkbox"/> No	1598 <input type="checkbox"/>	1598 <input type="checkbox"/>
4		1602	1602 <input type="checkbox"/> Yes - Mark ISS <input checked="" type="checkbox"/> No	1602 <input type="checkbox"/>	1602 <input type="checkbox"/>
5		1608	1608 <input type="checkbox"/> Yes - Mark ISS <input checked="" type="checkbox"/> No	1608 <input type="checkbox"/>	1608 <input type="checkbox"/>
6		1612	1612 <input type="checkbox"/> Yes - Mark ISS <input checked="" type="checkbox"/> No	1612 <input type="checkbox"/>	1612 <input type="checkbox"/>
7		1618	1618 <input type="checkbox"/> Yes - Mark ISS <input checked="" type="checkbox"/> No	1618 <input type="checkbox"/>	1618 <input type="checkbox"/>
8					

MARK (X) APPROPRIATE BOX IN ITEM 28b, COLUMN (4) FOR EACH ASSET TYPE LISTED.

c. During the past 4 months, that is ... still own (have) and did column (2)?

1622 Yes
 No
 DK
 Ref. } SKIP to Check Item R33

29a. (In addition to the assets we have already mentioned) During the 4-month period did ... have any (other) kinds of assets which earn interest or bring in money, such as the ones shown on this card? (SHOW FLASHCARD N.)

b. Which kinds of these assets did ... own? Any others? (Exclude IRA and Keogh accounts)

- 1628 Regular or passbook savings accounts - Mark "100" on ISS
- 1629 Money market deposit accounts - Mark "101" on ISS
- 1630 Certificates of deposit or other savings certificates - Mark "102" on ISS
- 1631 NOW, Super NOW, or other interest-earning checking accounts - Mark "103" on ISS
- 1632 Money market funds - Mark "104" on ISS
- 1633 U. S. Government securities - Mark "105" on ISS
- 1640 Municipal or corporate bonds - Mark "106" on ISS
- 1642 Mortgages - Mark "130" on ISS
- 1644 U. S. Savings Bonds (E, EE) - Mark "74" on ISS
- 1646 Other interest-earning assets - Mark "107" on ISS and specify
- 1648 Stocks or mutual fund shares - Mark "110" on ISS
- 1650 Rental property - Mark "120" on ISS
- 1652 Royalties - Mark "140" on ISS
- 1654 Other financial investments - Mark "150" on ISS and specify

CHECK ITEM R33 Is ... 17 to 49 years of age?

1656 Yes
 No - SKIP to Check Item R36



Section 1 - LABOR FORCE AND RECIPIENCY (Continued)

30a. During the past 4 months did ... attend school beyond the high school level including a college, university, or other school?

1865 Yes
 No - SKIP to Check Item R36

b. Were any of ...'s educational expenses during the past 4 months paid for by the GI Bill, a Pell (BEOG) Grant, a Guaranteed or National Direct Student Loan, or any other type of scholarship or grant?

1866 Yes
 No - SKIP to 33

c. What kind of educational assistance did ... receive?

- 1867 GI/VEAP Benefits - Mark "40" on the ISS
- 1868 Pell Grant (BEOG)
- 1869 Supplemental Educational Opportunity Grant (SEOG)
- 1870 Other VA Educational Assistance Programs
- 1871 Other scholarship, fellowship, or grant
- 1872 Employer assistance
- 1873 JTPA/CETA training allowance
- 1874 Guaranteed Student Loan (GSL)
- 1875 National Direct Student Loan (NSL)

Mark "175" on ISS

Anything else?
Mark (X) all that apply.

31a. What kind of term system does ...'s school use - semester, trimester, quarter, or something else?

- 1880 Semester
- 1881 Trimester
- 1882 Quarter
- 1883 Other
- 1884 DK

b. How much was ...'s total tuition and fees for the (semester/trimester/quarter/school term)? (Include all tuition and fees, even if paid completely or in part by the family, a scholarship or a loan.)

1885 \$ 00
 DK

CHECK ITEM R34 Is "Pell Grant (BEOG)" marked in item 30c?

1886 Yes
 No - SKIP to Check Item R35

31c. What was the total amount of ...'s Pell Grant (BEOG) for the (semester/trimester/quarter/school term)?

1887 \$ 00
 DK

CHECK ITEM R35 Is box 3, 4, 5 or 6 marked in 30c?

1888 Yes
 No - SKIP to 33

32. What was the total amount of ...'s (Read appropriate types of educational assistance) for the (semester/trimester/quarter/school term)?

1889 \$ 00
 DK

33. Did ... participate in the Federally funded work-study program at school at any time during the past 4 months?

1890 Yes
 No

CHECK ITEM R36 Refer to Control Card, Item 26a. What is ...'s marital status?

1891 Married - spouse absent
 Other - SKIP to Check Item R37

34. Is ...'s spouse in the Armed Forces?

1892 Yes
 No

CHECK ITEM R37 Are any income types, assets, "worked" or "other educational assistance" marked on the ISS?

1893 Yes
 No - SKIP to 36a

35a. You said that during the 4-month period ... received income from - (Mention working or other educational assistance if appropriate and read income sources and assets from the ISS.) Is that correct?

1700 Yes
 No - Probe and resolve. Make corrections to ISS if necessary.

b. Did ... receive income from any other source such as financial help from someone outside the household, support payments, payments from the government or anything else?

1701 Yes - SKIP to 35h
 No - SKIP to Check Item E1

35a. I have not recorded any sources of income for ... during the 4-month period. Did ... receive income from some source we have not covered, such as financial help from someone outside the household, support payments, payments from the government or anything else?

1702 Yes
 No - SKIP to Check Item P1, page 45

Enter codes from income source list and mark ISS.

1703

EARNINGS AND EMPLOYMENT

The first part of the document discusses the importance of maintaining accurate records of all transactions. This includes not only sales and purchases but also any other financial activities that may occur. It is essential to ensure that all entries are properly documented and supported by appropriate evidence.

In addition, it is important to regularly review and reconcile the accounts to ensure that they are up-to-date and accurate. This process helps to identify any discrepancies or errors early on, allowing them to be corrected before they become more significant.

Finally, it is crucial to maintain a clear and organized system for storing and retrieving financial records. This can be achieved through the use of proper filing techniques and the implementation of a robust accounting system.

By following these guidelines, you can ensure that your financial records are accurate, complete, and easy to access. This will help you to make informed decisions and maintain the financial health of your business.

The second part of the document provides a detailed overview of the various accounting methods and techniques used in the industry. This includes a discussion of the different types of accounts, the rules governing their use, and the various methods for calculating and reporting financial results.

Overall, this document serves as a comprehensive guide to the principles and practices of accounting. It is designed to help you understand the underlying concepts and to apply them effectively in your own work.

Section 2 -- EARNINGS AND EMPLOYMENT

CHECK ITEM 1

Is "Worked" marked on the ISS?

1713

- 1 Yes
- 2 No -- SKIP to First ISS Code marked or Check item P1, page 45

1a. You said ... worked during the 4-month period. Was ... working for an employer or was ... self-employed? (Include unpaid worker in family business or farm as working for an employer.)

1714

- 1 Worked for employer only
- 2 Self-employed only -- SKIP to Statement B, page 18
- 3 Both worked for employer and self-employed

b. How many different employers did ... work for during this 4-month period?

1718

- 1 1 employer
- 2 2 employers
- 3 3 or more employers

CHECK ITEM 2

Is "Both worked for employer and self-employed" marked in 1a?

1718

- 1 Yes
- 2 No -- SKIP to 2a

STATEMENT A

... worked for an employer and was also self-employed. The first questions will be about ...'s work for an employer.

NOTES

EARNINGS AND EMPLOYMENT



Section 2 - EARNINGS AND EMPLOYMENT (Continued)

Part A1 - EMPLOYER IDENTIFICATION NUMBER 1

2a. What is the name of the employer for whom ... worked during this 4-month period?
(If ... worked for more than one employer, enter the employer for whom ... worked the most hours during the 4-month period or the most recent employer.)

PGM 1 Employer Name
 3000

CHECK ITEMS

Enter employer ID number from cc item 42, or if a new employer, enter next available number:

PGM 2 Employer ID No
 3002
PGM 3
 3004

2b. What kind of business or industry was (Name of company or business)?
For example: TV and radio manufacturing, retail shoe store, State Labor Department, farm.

PGM 4
 3006

1 Manufacturing?
 2 Wholesale Trade?
 3 Retail Trade?
 4 Some other kind of business?

C. ASK OR VERIFY -
 Is it mainly -

d. What kind of work was ... doing on this job?
For example: Electrical engineer, stock clerk, typist, farmer.

PGM 5
 3008

e. What were ...'s main activities or duties?
For example: Types, keeps account books, files, sells cars, operates printing press, finishes concrete.

PGM 6
 3010

f. ASK OR VERIFY -
 Was ... an employee of -

PGM 8
 3012

1 A private company or individual?
 2 Federal government (exclude Armed Forces)?
 3 State government?
 4 Local government?
 5 Armed Forces?
 6 Unpaid in family business or farm? -
 SKIP to Check Item E5

3a. ASK OR VERIFY -
 Was ... employed by (Name of employer) during the entire 4-month period?

PGM 7
 3014

1 Yes - SKIP to 4
 2 No

b. When was ... employed by (Name of employer) during this 4-month period?

PGM 9
 3016

FROM
 [] Month [] Day
PGM 10
 3020

TO
 [] Month [] Day
PGM 11
 3022

4. ASK OR VERIFY -
 How many hours per week did ... usually work at this job?

PGM 12
 3024

[] Hours
 x3 None
 x1 DK

5. Was ... paid by the hour on this job?

PGM 13
 3026

1 Yes
 2 No - SKIP to 7

6. What was ...'s regular hourly pay rate at the end of (Read last month or "to" date in item 3b)?

PGM 14
 3028

[] []
 x1 DK
 x2 Ref. - SKIP to Check Item E5

7. During the 4-month period how often was ... paid on this job?

PGM 15
 3030

1 Once a week
 2 Once each 2 weeks
 3 Once a month
 4 Twice a month
 5 Some other way - Specify



Section 2 - EARNINGS AND EMPLOYMENT (Continued)

Part A1 - EMPLOYER IDENTIFICATION NUMBER 1 (Continued)

8. READ STATEMENT ONLY ONCE PER RESPONDENT

The next question is about the pay ... received from this job during the 4-month period. We need the most accurate figures you can provide. Be sure to include any tips, bonuses, overtime pay, or commissions.

What was the total amount of pay that ... received BEFORE deductions on this job in (Read each month)?

FOR MEMBERS OF THE ARMED FORCES -
(Be sure to include housing allowances and any other special types of pay.)

NOTE: Certain months contain 5 paydays for workers paid weekly and 3 paydays for workers paid every 2 weeks. ★

LAST MONTH

2033 \$.00

- x3 None
 x1 DK
 x2 Ref.

2 MONTHS AGO

2034 \$.00

- x3 None
 x1 DK
 x2 Ref.

3 MONTHS AGO

2035 \$.00

- x3 None
 x1 DK
 x2 Ref.

4 MONTHS AGO

2036 \$.00

- x3 None
 x1 DK
 x2 Ref.

INTERVIEWER USE ONLY

\$ _____ .00
 \$ _____ .00
 \$ _____ .00
 \$ _____ .00
 \$ _____ .00
 Total \$ _____ .00

\$ _____ .00
 \$ _____ .00
 \$ _____ .00
 \$ _____ .00
 \$ _____ .00
 Total \$ _____ .00

\$ _____ .00
 \$ _____ .00
 \$ _____ .00
 \$ _____ .00
 \$ _____ .00
 Total \$ _____ .00

\$ _____ .00
 \$ _____ .00
 \$ _____ .00
 \$ _____ .00
 \$ _____ .00
 Total \$ _____ .00

CHECK ITEM F4

Is "DK" marked in all parts of B?

2040 Yes
 No - SKIP to Check Item E5

9. (Information about how much ... received each month is very important to the results of our survey.) If we were to call back later would you (or ...) be able to provide us with the amounts of pay ... received in each of these months?

2042 Yes - Mark Reminder Card, Item 3a
 No

... employer - SKIP to Check Item E6, page 17



Section 2 - EARNINGS AND EMPLOYMENT (Continued)

Part A2 - EMPLOYER IDENTIFICATION NUMBER 2

10a. What is the name of the other employer for whom ... worked during this 4-month period?
(If ... worked for more than one employer, enter the employer for whom ... worked the second most hours during the 4-month period.)

PGM 8 Employer Name

2100

CHECK ITEM C6 Enter employer ID number from cc Item 42, or if a new employer, enter next available ID number

PGM 8 Employer ID No.

2102

PGM 8

2104

10b. What kind of business or industry was *(Name of company or business)?*
 For example: TV and radio manufacturing, retail shoe store, State Labor Department, farm.

PGM 8

2106

- 1 Manufacturing?
 2 Wholesale Trade?
 3 Retail Trade?
 4 Some other kind of business?

C. ASK OR VERIFY -
 Is it mainly -

d. What kind of work was ... doing on this job?
 For example: Electrical engineer, stock clerk, typist, farmer

PGM 8

2108

e. What were ...'s main activities or duties?
 For example: Types, keeps account books, files, sells cars, operates printing press, finishes concrete.

PGM 8

2110

f. ASK OR VERIFY -
 Was ... an employee of -

PGM 8

2112

- 1 A private company or individual?
 2 Federal government (exclude Armed Forces)?
 3 State government?
 4 Local government?
 5 Armed Forces?
 6 Unpaid in family business or farm? --
 SKIP to Check item EB

11a. ASK OR VERIFY -
 Was ... employed by *(Name of employer)* during the entire 4-month period?

PGM 7

2114

- 1 Yes - SKIP to 12
 2 No

b. When was ... employed by *(Name of employer)* during this 4-month period?

FROM

2116

Month

2118

Day

TO

2120

Month

2122

Day

12. ASK OR VERIFY -
 How many hours per week did ... usually work at this job?

2124

Hours

X3 None

X1 OK

13. Was ... paid by the hour on this job?

2126

- 1 Yes
 2 No - SKIP to 15

14. What was ...'s regular hourly pay rate at the end of *(Read last month or "to" date in item 11b)?*

2128

\$

X1 OK

X2 Ref. - SKIP to Check item EB

15. During the 4-month period how often was ... paid on this job?

2130

- 1 Once a week
 2 Once each 2 weeks
 3 Once a month
 4 Twice a month
 5 Some other way - Specify



Section 2 - EARNINGS AND EMPLOYMENT (Continued)
Part A2 - EMPLOYER IDENTIFICATION NUMBER 2 (Continued)

16. READ STATEMENT ONLY ONCE PER RESPONDENT

The next question is about the pay ... received from this job during the 4-month period. We need the most accurate figures you can provide. Be sure to include any tips, bonuses, overtime pay, or commissions.

What was the total amount of pay that ... received BEFORE deductions on this job in (Read each month)?

FOR MEMBERS OF THE ARMED FORCES - (Be sure to include housing allowances and any other special types of pay.)

NOTE: Certain months contain 5 paydays for workers paid weekly and 3 paydays for workers paid every 2 weeks. ★

LAST MONTH

2131 \$.00

- x3 None
- x1 DK
- x2 Ref.

1 MONTHS AGO

2134 \$.00

- x3 None
- x1 DK
- x2 Ref.

3 MONTHS AGO

2135 \$.00

- x3 None
- x1 DK
- x2 Ref.

4 MONTHS AGO

2136 \$.00

- x3 None
- x1 DK
- x2 Ref.

INTERVIEWER USE ONLY

\$ _____ .00

\$ _____ .00

\$ _____ .00

\$ _____ .00

\$ _____ .00

Total \$ _____ .00

\$ _____ .00

\$ _____ .00

\$ _____ .00

\$ _____ .00

\$ _____ .00

Total \$ _____ .00

\$ _____ .00

\$ _____ .00

\$ _____ .00

\$ _____ .00

\$ _____ .00

Total \$ _____ .00

\$ _____ .00

\$ _____ .00

\$ _____ .00

\$ _____ .00

\$ _____ .00

Total \$ _____ .00

CHECK ITEM E7


is "DK" marked in all parts of 167

2140 Yes
 No - SKIP to Check Item E8

17. (Information about how much ... received each month is very important to the results of our survey.) If we were to call back later would you (or ...) be able to provide us with the amounts of pay ... received in each of these months?

2142 Yes - Mark Reminder Card, Item 3b
 No

2143 Yes - Read Statement B and Code or Check Item P1.



Section 2 - EARNINGS AND EMPLOYMENT (Continued)
Part B1 - SELF-EMPLOYMENT IDENTIFICATION NUMBER 1

STATEMENT B You said ... was (also) self-employed during this 4-month period.

1a. What was the name of ...'s business/professional practice/farm?

PSM 1 Business name

21001

CHECK ITEM 51

Enter business ID number from cc item 43, or if a new business enter the next available ID number

PSM 2 Business ID No.

2202

PSM 4

2204

1b. What kind of business was this?

PSM 3

2103

- 1 Manufacturing?
- 2 Wholesale Trade?
- 3 Retail Trade?
- * Some other kind of business?

ASK OR VERIFY -
c. Is it mainly -

d. What kind of work was ... doing?

PSM 3

2203

e. What were ...'s most important activities or duties?

PSM 3

2210

ASK OR VERIFY -
f. How many hours per week did ... usually work at this business?

PSM 7

2212

Hours
 x2 None
 x1 DK

2. Do you think that the gross earnings of this business will be \$1,000 or more during the next 12 months?
 Gross earnings include sales and receipts before expenses.

PSM 4

2214

- 1 Yes
- 2 No - SKIP to 10
- x1 DK

CHECK ITEM 52

Have questions 3-5b already been answered for this business by another household member?

PSM 5

2218

- 1 Yes - SKIP to 6a
- 2 No

3. What was the total number of employees working for this business? Be sure to include ...
 Enter 999 if 1,000 or more employees.

PSM 6

2220

Employee
 x1 DK

4a. Was ...'s business incorporated?

PSM 6

2222

- 1 Yes - SKIP to 6a
- 2 No

b. Was ...'s business a sole proprietorship or a partnership?

PSM 6

2224

- 1 Sole proprietorship - SKIP to 6a
- 2 Partnership

5a. Aside from ... were any other members of the household owners or partners in this business?

PSM 6

2226

1 Yes
 2 No - SKIP to 6a

b. Which members?

PSM 6

2230

Partner No. Name

c. Was ... paid a regular salary from this business during this 4-month period?

PSM 6

2232

- 1 Yes
- 2 No

PSM 6

2234

- 1 Yes
- 2 No

1. *Chlorophyll a* (Chl *a*) is the primary photosynthetic pigment in most plants and algae. It is a green pigment that absorbs light energy and converts it into chemical energy.

2. *Chlorophyll b* (Chl *b*) is an accessory pigment that absorbs light energy and transfers it to Chl *a*. It is a yellow-green pigment.

3. *Carotenoids* are accessory pigments that absorb light energy and transfer it to Chl *a*. They include *beta-carotene* and *xanthophylls*.

4. *Xanthophylls* are a group of carotenoids that include *zeaxanthin* and *lutein*. They are yellow pigments.

5. *Anthocyanins* are water-soluble pigments that give plants red, purple, and blue colors.

Section 2 - EARNINGS AND EMPLOYMENT (Continued)

Part B1 - SELF-EMPLOYMENT IDENTIFICATION NUMBER 1 (Continued)

7. READ STATEMENT ONLY ONCE PER RESPONDENT.

The next question is about the income... received from this business during the 4-month period. We need the most accurate figures you can provide.

What was the total amount of income that... received from this business in (Read each month)?



LAST MONTH

2238 \$.00

- x3 None
 x1 DK
 x2 Ref.

2 MONTHS AGO

2240 \$.00

- x3 None
 x1 DK
 x2 Ref.

3 MONTHS AGO

2242 \$.00

- x3 None
 x1 DK
 x2 Ref.

4 MONTHS AGO

2244 \$.00

- x3 None
 x1 DK
 x2 Ref.

INTERVIEWER USE ONLY

\$ _____ .00
 \$ _____ .00
 \$ _____ .00
 \$ _____ .00
 TOTAL \$ _____ .00

\$ _____ .00
 \$ _____ .00
 \$ _____ .00
 \$ _____ .00
 TOTAL \$ _____ .00

\$ _____ .00
 \$ _____ .00
 \$ _____ .00
 \$ _____ .00
 TOTAL \$ _____ .00

\$ _____ .00
 \$ _____ .00
 \$ _____ .00
 \$ _____ .00
 TOTAL \$ _____ .00

CHECK ITEM 54

Is "DK" marked in all parts of 7?

- 2246 1 Yes
 2 No - SKIP to Check Item 55

CHECK ITEM 55

8. (Information about how much... received each month is very important to the results of our survey.) If we were to call back later would you (or...) be able to provide us with the amounts of income... received in each of these months?

- 2248 1 Yes - Mark Reminder Card, item 4a
 2 No

CHECK ITEM 56

Refer to item 4a, page T8.
 Is this business incorporated?

- 2250 1 Yes - SKIP to 11
 2 No

CHECK ITEM 58

Has information about the net profit (or loss) for this business already been obtained by another household member?

- 2252 1 Yes - SKIP to 11
 2 No

9a. We would also appreciate an estimate of the net profit (or loss), that is, the difference between gross receipts and expenses for this 4-month period. Can you give me an estimate of the net profit (or loss) during the 4-month period?

- 2254 1 Yes
 2 No - SKIP to 11

b. What was the net profit (or loss) from this business during the 4-month period?

2256 \$.00


- 2258 x3 Loss in amount box - If "Broke even," mark \$1 in box.

SKIP to 11

10. About how much did... earn from this business after expenses during the 4-month period?

2260 \$.00

- x3 None
 x1 DK
 x2 Ref.



Section 2 - EARNINGS AND EMPLOYMENT (Continued)

Part B2 - SELF-EMPLOYMENT IDENTIFICATION NUMBER 2

12a. What was the name of ...'s other business/professional practice/firm?

PGM 1 Business name

2303

CHECK ITEM 57

Enter business ID number from or item 43, or if a new business, enter the next available ID number

PGM 2 Business ID No.

2303

999 1

2304

12b. What kind of business was this?

PGM 3

2308

- 1 Manufacturing?
- 2 Wholesale Trade?
- 3 Retail Trade?
- 4 Some other kind of business?

ASK OR VERIFY -
c. Is it mainly -

PGM 4

2309

d. What kind of work was ... doing?

PGM 5

2310

e. What were ...'s most important activities or duties?

PGM 6

2312

f. How many hours per week did ... usually work at this business?

Hours

- x3 None
- x1 DK

13. Do you think that the gross earnings of this business will be \$1,000 or more during the next 12 months?
Gross earnings include sales and receipts before expenses.

PGM 7

2314

- 1 Yes
- 2 No - SKIP to 21
- x1 DK

CHECK ITEM 58

Have questions 14-16a already been answered for this business by another household member?

PGM 8

2318

- 1 Yes - SKIP to 17a
- 2 No

14. What was the total number of employees working for this business? Be sure to include ...
Enter 999 if 1,000 or more employees.

PGM 9

2320

Employees

- x1 DK

15a. Was ...'s business incorporated?

PGM 10

2322

- 1 Yes - SKIP to 16a
- 2 No

b. Was ...'s business a sole proprietorship or a partnership?

PGM 11

2324

- 1 Sole proprietorship - SKIP to 17a
- 2 Partnership

16a. Aside from ... were any other members of this household owners or partners in this business?

PGM 12

2328

- 1 Yes
- 2 No - SKIP to 17a

b. Which members?

Person No.

2328

2329

2330

Name

17a. Was ... paid a regular salary from this business during the 4-month period?

PGM 13

2332

- 1 Yes
- 2 No

PGM 14

2334

- 1 Yes
- 2 No



Section 2 - EARNINGS AND EMPLOYMENT (Continued)

Part B2 - SELF-EMPLOYMENT IDENTIFICATION NUMBER 2 (Continued)

18. READ STATEMENT ONLY ONCE PER RESPONDENT.

The next question is about the income ... received from this business during the 4-month period. We need the most accurate figures you can provide.

What was the total amount of income that ... received from this business in (Read each month)?



LAST MONTH

2336 \$.00

- x3 None
- x1 DK
- x2 Ref.

2 MONTHS AGO

2340 \$.00

- x3 None
- x1 DK
- x2 Ref.

3 MONTHS AGO

2342 \$.00

- x3 None
- x1 DK
- x2 Ref.

4 MONTHS AGO

2344 \$.00

- x3 None
- x1 DK
- x2 Ref.

INTERVIEWER USE ONLY

\$.00
\$.00
\$.00
\$.00
TOTAL \$.00
\$.00
\$.00
\$.00
\$.00
TOTAL \$.00
\$.00
\$.00
\$.00
\$.00
TOTAL \$.00
\$.00
\$.00
\$.00
\$.00
TOTAL \$.00

CHECK ITEM S10 2346 Is "DK" marked in all parts of 18? Yes No - SKIP to Check Item S11

19. (Information about how much ... received each month is very important to the results of our survey.) If we were to call back later would you (or ...) be able to provide us with the amounts of income ... received in each of these months? Yes - Mark Reminder Card, item 4b No

CHECK ITEM S11 2350 Refer to item 15a, page 20. Is this business incorporated? Yes - SKIP to first ISS Code or Check Item P1, page 45 No

CHECK ITEM S12 2352 Has information about the net profit (or loss) for this business already been obtained by another household member? Yes - SKIP to first ISS Code or Check Item P1, page 45 No

20a. We would also appreciate an estimate of the net profit (or loss), that is, the difference between gross receipts and expenses for this 4-month period. Can you give me an estimate of the net profit (or loss) during this 4-month period? Yes No - SKIP to first ISS Code or Check Item P1, page 45

b. What was the net profit (or loss) from this business during the 4-month period? Loss in amount box - If "Breaks even," mark \$1 in box. .00

2354 How much did ... earn from this business during the 4-month period? .00

SKIP to first ISS Code or Check Item P1, page 4

SKIP to first ISS Code or Check Item P1, page 45



Section 3 - AMOUNTS

Part A - GENERAL AMOUNTS (ISS Codes 1-56)

1. You said ... received (Read name of income type) during the 4-month period.

CHECK ITEM A1

Mark (X) income type code.

Income code

Name of income type

3000

ISS code 1 or 2 (SS or RR)

3002 ISS code 26 (WIC) - SKIP to 14, page 24

ISS code 27 (Food Stamps) - SKIP to 12a, page 24

Other ISS codes - SKIP to Check Item A4

3004

Yes

No - SKIP to Check Item A3

3006

Yes

No - SKIP to Check item A3

3008

Yes

No - SKIP to 10a

3010

Yes

No - SKIP to 5a

3012

Yes

No - SKIP to 5a

3014

Yes - SKIP to next ISS Code or Check Item P1, page 45

No

CHECK ITEM A2

Refer to item 27. Is ... a designated parent, or guardian of children under age 18?

2. During this 4-month period, were any separate payments from (Social Security/Railroad Retirement) received especially for the children?

3. Did ... also receive a separate payment for (himself/herself) during any of these months?

CHECK ITEM A3

Is ... married?

4. Did ... receive Social Security (Railroad Retirement) jointly with ...'s spouse?

CHECK ITEM A4

Has information about the amount received by ... from the income source entered in 1 already been recorded during an interview for ...'s spouse?

5a. Did ... receive any (Read name of income type) in (Read each month)?

NOTE - Some persons receive more than one payment per month for certain income types such as Unemployment Compensation and AFDC.

Last month

2 months ago

3 months ago

4 months ago

CHECK ITEM A5

Mark (X) income type code.

6a. Were all the people living here covered by ...'s payments?

5b. How much did ... receive in (Read each month marked "Yes" in 5a)? Please answer by giving the total amount each month before any deductions.

3016

Yes

No

DK

3020

Yes

No

DK

3024

Yes

No

DK

3028

Yes

No

DK

3032

ISS code 1 or 2 - SKIP to Check Item A8

ISS code 9 or 20 through 24

All other income codes - SKIP to next ISS Code or Check Item P1, page 45

3034

Yes - SKIP to Check Item A6

No

\$.00

x1 DK

x2 Ref.

\$.00

x1 DK

x2 Ref.

\$.00

x1 DK

x2 Ref.

\$.00

x1 DK

x2 Ref.

Section 3 - AMOUNTS (Continued)

Part A - GENERAL AMOUNTS (ISS Codes 1 - 56) (Continued)

6b. Which persons were covered?

Person No.	Name
3039	
3038	
3036	
3034	
3041	
3047	
3048	
3050	
3052	
3054	

CHECK ITEM A6

Is this ISS code "B"?

3056 1 Yes
2 No - SKIP to next ISS Code or Check Item P1, page 45

CHECK ITEM A7

Was this ISS code marked for ... in cc Item 45 last reference period?

3058 1 Yes - SKIP to next ISS Code or Check Item P1, page 45
2 No

7. Is ... required to fill out an annual income questionnaire for the Veterans Administration?

3080 1 Yes
2 No
x1 DK } SKIP to next ISS Code or Check Item P1, page 45

CHECK ITEM A8

Was this ISS code marked for ... in cc Item 45 last reference period?

3082 1 Yes - SKIP to Check Item A9
2 No

(SHOW FLASHCARD Q)

8. Social Security (Railroad Retirement) sends out two types of checks. Please look at this card and tell me which color check ... receives?

3084 1 Green
2 Gold
3 Other
x1 DK

9. Do ...'s payments usually come on the first of the month or the third?

3086 1 First
2 Third
3 Other
x1 DK

CHECK ITEM A9

Refer to item 2, page 22. Were (Social Security/Railroad Retirement) payments received especially for the children?

3088 1 Yes
2 No - SKIP to next ISS Code or Check Item P1, page 45

10a. Were Social Security (Railroad Retirement) payments received for the children in (Read each month)?

3070 1 Yes
2 No
x1 DK

10b. If "Yes" in 10a - How much was received?

3072 \$.
x1 DK
x2 Ref.

Last month

3074 1 Yes
2 No
x1 DK

3074 \$.
x1 DK
x2 Ref.

2 months ago

3076 1 Yes
2 No
x1 DK

3076 \$.
x1 DK
x2 Ref.

3 months ago

3078 1 Yes
2 No
x1 DK

3078 \$.
x1 DK
x2 Ref.

4 months ago

ISS Codes or Check Item P1, page 45



Section 3 - AMOUNTS (Continued)

Part A - GENERAL AMOUNTS (ISS Codes 1-58) (Continued)

11b. Which children were covered?

Person No.	Name
3081	
3082	
3083	
3084	
3085	
3086	

SKIP to next ISS Code or Check Item P1, page 45

12a. Were all the people living here covered under ...'s food stamp allotment?

3100 1 Yes - SKIP to 13a
2 No

b. Which persons were covered?

Person No.	Name
3102	
3103	
3104	
3105	
3106	
3107	
3108	
3109	
3110	
3111	
3112	
3113	
3114	
3115	
3116	
3117	
3118	
3119	
3120	

13a. Did ... receive food stamps in (Read each month)?

- Last month 3122 1 Yes
2 No
x1 DK
- 2 months ago 3124 1 Yes
2 No
x1 DK
- 3 months ago 3126 1 Yes
2 No
x1 DK
- 4 months ago 3128 1 Yes
2 No
x1 DK

13b. If "Yes" in 13a, ask - What was the total amount?

3123	\$	00
	x1 <input type="checkbox"/> DK	x7 <input type="checkbox"/> Ref.
3124	\$	00
	x1 <input type="checkbox"/> DK	x2 <input type="checkbox"/> Ref.
3125	\$	00
	x1 <input type="checkbox"/> DK	x2 <input type="checkbox"/> Ref.
3126	\$	00
	x1 <input type="checkbox"/> DK	x2 <input type="checkbox"/> Ref.
3127	\$	00
	x1 <input type="checkbox"/> DK	x2 <input type="checkbox"/> Ref.

SKIP to next ISS Code or Check Item P1, page 45

3130 1 Last month
2 2 months ago

SKIP to next ISS Code or Check Item P1, page 45



Section 3 - AMOUNTS (Continued)

Part B - SAVINGS ACCOUNTS, MONEY MARKET DEPOSIT ACCOUNTS, CERTIFICATES OF DEPOSIT, AND NOW ACCOUNTS (ISS Codes 100, 101, 102 and 103)

CHECK ITEM A10

Asset types owned.
Mark (X) all that apply.

- 4300 ISS Code 100 - Regular/Passbook Savings Accounts
 4302 ISS Code 101 - Money Market Deposit Accounts
 4304 ISS Code 102 - Certificates of Deposit or other Savings Certificates
 4308 ISS Code 103 - NOW, Super NOW or other interest-bearing checking accounts

1. Earlier you said that ... had (Read names of owned assets).

CHECK ITEM A11

Interview status of ...'s spouse.

- 4309 No spouse in household - SKIP to 3b
 Interview for spouse not yet conducted
 Interview for spouse already conducted - SKIP to 3a

2a. Did ... own any of these jointly with ...'s (husband/wife)?

- 4310 Yes
 No - SKIP to 3b

b. What is your best estimate of the total amount of interest earned on these jointly held (Read asset types) during the 4-month period?

- 4312 \$. ⁰⁰ - SKIP to 3a
 x1 DK
 x2 Ref. - SKIP to next ISS Code or Check Item P1, page 45

c. What is your best estimate of the average amount that ... and ...'s (husband/wife) had in these jointly held (Read asset types) during the 4-month period? ★

- 4314 \$. ⁰⁰ - SKIP to 3a
 x1 DK
 x2 Ref. - SKIP to next ISS Code or Check Item P1, page 45

d. (This information is especially important for the purposes of this survey.) If I were to call back later would you be able to provide me with an estimate of the average amount?

- 4316 Yes - Mark Reminder Card, item 5
 No

3a. Besides any (Read asset types) owned jointly with ...'s (husband/wife), did ... have any other (Read asset types)?

- 4318 Yes
 No - SKIP to next ISS Code or Check Item P1, page 45

b. What is your best estimate of the total amount of interest ... earned on these (Read asset types) during the 4-month period?

- 4320 \$. ⁰⁰ - SKIP to next ISS Code or Check Item P1, page 45
 x1 DK
 x2 Ref. - SKIP to next ISS Code or Check Item P1, page 45

c. What is your best estimate of the average amount that ... had in (Read asset types) during the 4-month period? ★

- 4322 \$. ⁰⁰ - SKIP to next ISS Code or Check Item P1, page 45
 x1 DK
 x2 Ref. - SKIP to next ISS Code or Check Item P1, page 45

d. (This information is especially important for the purposes of this survey.) If I were to call back later would you be able to provide me with an estimate of the average amount?

- 4324 Yes - Mark Reminder Card, item 6
 No

SKIP to next ISS Code or Check Item P1, page 45

NOTES

AMOUNTS PAGE 53



Section 3 - AMOUNTS (Continued)

Part C - OTHER INTEREST-EARNING ASSETS (ISS Codes 104, 105, 106 and 107)

CHECK ITEM A12

Asset types owned.
Mark (X) all that apply.

- 4400 Money Market funds (104)
- 4402 U.S. Government securities (105)
- 4404 Municipal or corporate bonds (106)
- 4406 Other interest-earning assets (107) - Specify ↓

1. Earlier you said that ... owned (Read names of owned assets).

CHECK ITEM A13

Interview status of ...'s spouse.

- 4408 No spouse in household - SKIP to 3b
- 2 Interview for spouse not yet conducted
- 3 Interview for spouse already conducted - SKIP to 3a

2a. Did ... own any of these jointly with ...'s (husband/wife)?

- 4410 Yes
- 2 No - SKIP to 3b

b. What is your best estimate of the total amount of interest earned on these jointly held (Read asset types) during the 4-month period?

- 4412 \$. 00 - SKIP to 3a
- x1 DK
- x2 Ref. - SKIP to next ISS Code or Check Item P1, page 45

c. What is your best estimate of the average amount that ... and ...'s (husband/wife) had in these jointly held (Read asset types) during the 4-month period? ★

- 4414 \$. 00 - SKIP to 3a
- x1 DK
- x2 Ref. - SKIP to next ISS Code or Check Item P1, page 45

d. (This information is especially important for the purposes of this survey.) If I were to call back later would you be able to provide me with an estimate of the average amount?

- 4416 Yes - Mark Reminder Card, item 7
- 2 No

3a. Besides any (Read asset types) owned jointly with ...'s (husband/wife), did ... own any other (Read asset types)?

- 4418 Yes
- 2 No - SKIP to next ISS Code or Check Item P1, page 45

b. What is your best estimate of the total amount of interest ... earned on these (Read asset types) during the 4-month period?

- 4420 \$. 00 - SKIP to next ISS Code or Check Item P1, page 45
- x1 DK
- x2 Ref. - SKIP to next ISS Code or Check Item P1, page 45

c. What is your best estimate of the average amount that ... had in these (Read asset types) during the 4-month period? ★

- 4422 \$. 00 - SKIP to next ISS Code or Check Item P1, page 45
- x1 DK
- x2 Ref. - SKIP to next ISS Code or Check Item P1, page 45

d. (This information is especially important for the purposes of this survey.) If I were to call back later would you be able to provide me with an estimate of the average amount?

- 4424 Yes - Mark Reminder Card, item 8 } SKIP to next ISS Code or Check Item P1, page 45
- 2 No

NOTES

2015 RELEASE UNDER E.O. 14176



Section 3 - AMOUNTS (Continued)

Part D - STOCKS AND MUTUAL FUND SHARES (ISS Code 110)

1 a. Earlier you told me that ... owned stocks or mutual fund shares. Did ... receive any dividend checks during these 4 months? (Include checks made out jointly to ... and ...'s spouse.)

4500 1 Yes
2 No - SKIP to 3a

CHECK ITEM A14

Interview status of ...'s spouse.

4502 1 No spouse in household - SKIP to 2a
2 Interview for spouse not yet conducted
3 Interview for spouse already conducted - SKIP to 2a

1 b. During the past 4 months how much was received in dividend checks made out jointly to ... and ...'s (husband/wife)? ★

4504 \$. 00 - SKIP to 2a

x3 None - SKIP to 2a
x1 DK
x2 Ref. - SKIP to next ISS Code or Check item P1, page 45

c. (This information is especially important for the purposes of this survey.) If I were to call back later would you be able to provide me with an estimate?

4506 1 Yes - Mark Reminder Card, item 8
2 No

2 a. During this 4-month period, how much did ... receive in dividend checks (in ...'s name only)? ★

4508 \$. 00 - SKIP to 3a

x3 None - SKIP to 3a
x1 DK
x2 Ref. - SKIP to next ISS Code or Check item P1, page 45

b. (This information is especially important for the purposes of this survey.) If I were to call back later would you be able to provide me with an estimate?

4510 1 Yes - Mark Reminder Card, item 10
2 No

3 a. (Besides the money that ... received in dividends) did ... earn any (other) dividends that were credited against a margin account or automatically reinvested in additional shares of stock?

4512 1 Yes
2 No - SKIP to next ISS Code or Check item P1, page 45

CHECK ITEM A15

Interview status of ...'s spouse.

3 b. During the 4-month period how much of these kinds of dividends did ... earn jointly with ...'s (husband/wife)?

4514 \$. 00

x3 None
x1 DK
x2 Ref. - SKIP to next ISS Code or Check item P1, page 45

c. During the 4-month period, how much of these kinds of dividends did ... earn (in ...'s name only)?

4516 \$. 00

x3 None
x1 DK
x2 Ref.

SKIP to next ISS Code or Check Item P1, page 45

NOTES

AMOUNTS - PARTS D & E



Section 3 - AMOUNTS (Continued)

Part E - RENTAL INCOME (ISS Code 120)

1. Earlier you told me that ... owned some rental property.

CHECK ITEM A16

Interview status of ...'s spouse.

4600

- 1 No spouse in household - SKIP to 3a
- 2 Interview for spouse not yet conducted
- 3 Interview for spouse already conducted - SKIP to 3a

2a. Did ... receive any rental income from property owned jointly by ... and ...'s (husband/wife)? Include only property owned entirely by couple.

4602

- 1 Yes
- 2 No - SKIP to 3a

b. About how much was received in gross rent from this property during the 4-month period?

4604

\$ [] . 00

- x1 DK
- x2 Ref. - SKIP to next ISS Code or Check Item P1, page 45

c. What is your best estimate of the amount that was cleared after expenses? Enter \$1 in amount box if respondent reports "broke even."

4606

\$ [] . 00

- x1 DK
- x2 Ref. - SKIP to next ISS Code or Check Item P1, page 45
- x4 Lost money - Enter amount of loss in box

3a. Did ... receive rental income from property owned entirely in ...'s own name?

4610

- 1 Yes
- 2 No - SKIP to 4a

b. About how much was received in gross rent from this property during the 4-month period?

4612

\$ [] . 00

- x1 DK
- x2 Ref. - SKIP to next ISS Code or Check Item P1, page 45

c. What is your best estimate of the amount that was cleared after expenses? Enter \$1 in amount box if respondent reports "broke even."

4614

\$ [] . 00

- x1 DK
- x2 Ref. - SKIP to next ISS Code or Check Item P1, page 45
- x4 Lost money - Enter amount of loss in box

4a. Did ... receive any rental income from property owned jointly with others? (Not including property owned entirely by ... and ...'s spouse.)

4618

- 1 Yes
- 2 No - SKIP to next ISS Code or Check Item P1, page 45

b. What is your best estimate of ...'s share of the amount cleared on this property during the last 4 months? Enter \$1 in amount box if respondent reports "broke even."

4620

\$ [] . 00

- x1 DK
- x2 Ref.
- x4 Lost money - Enter amount of loss in box

SKIP to next ISS Code or Check Item P1, page 45

NOTES

AMOUNTS - PART 1024



Section 3 - AMOUNTS (Continued)

Part F - MORTGAGES, ROYALTIES AND OTHER FINANCIAL INVESTMENTS (ISS Codes 130, 140, and 150)

CHECK ITEM A17 Asset types owned. Mark (X) all that apply.

4700 ISS Code 130 - Mortgages
 4702 ISS Code 140 - Royalties
 4704 ISS Code 150 - Other financial investments

CHECK ITEM A18 Is ISS Code 130 marked in Check Item A17?

4708 Yes
 No - SKIP to 3

CHECK ITEM A19 Interview status of ...'s spouse.

4709 No spouse in household - SKIP to 2b
 Interview for spouse not yet conducted
 Interview for spouse already conducted - SKIP to 2a

1a. Earlier you said ... held a mortgage. Did ... own this jointly with ...'s spouse?

4710 Yes
 No - SKIP to 2b

b. During the past 4 months how much interest was paid to ... and ...'s spouse by the borrower?

4712 \$.
 None
 DK
 Ref.

2a. (Besides these jointly held mortgages), did ... hold any mortgages in ...'s own name?

4714 Yes
 No - SKIP to Check Item A20

b. (Earlier you said that ... held a mortgage.) During the past 4 months how much interest was paid to ... by the borrower?

4716 \$.
 None
 DK
 Ref.

CHECK ITEM A20 Is ISS Code 140 or 150 marked in Check Item A17?

4718 Yes
 No - SKIP to Check Item P1

3. Earlier you said ... had (Read asset types). During the past 4 months, how much income did ... receive from these (Read asset types)?
 If income was shared, count only ...'s share.

4720 \$.
 None
 DK
 Ref.

4722 Lost money - Enter amount of loss in box

NOTES

ENCLOSURE QUESTIONS



Section 4 - PROGRAM QUESTIONS

CHECK
ITEM P1Is this the reference person's
questionnaire?

4800

- 1 Yes
2 No - SKIP to Check Item T1, page 46

1a. The government has an energy assistance program which helps pay heating and cooling costs. This assistance can be received directly by the household or it can be paid directly to the electric or gas company, fuel dealer, or landlord. Has this household received assistance of this type during the past 4 months?

4818

- 1 Yes
2 No - SKIP to Check item P2

b. Was this assistance received in the form of checks, coupons or vouchers sent to this household or were the payments sent directly to a utility company, fuel dealer, or landlord?
Mark (X) all that apply.

4818

4820

4822

- 1 Checks sent to household
2 Coupons or vouchers sent to household
3 Payments sent directly to utility company, fuel dealer, or landlord

c. What was the total amount of the energy assistance received by this household during the past 4 months?

4824

\$. 00
x1 D K

CHECK
ITEM P2Are there any children 5 to 18 who
live in this household?

4826

- 1 Yes
2 No - SKIP to Check Item T1, page 46

2a. Do any of the children in this household usually eat a complete hot lunch offered at school?

4828

- 1 Yes
2 No - SKIP to Check Item T1, page 46

b. How many children?

4830

Children

c. Do any of the children receive free or reduced-price lunches this school year because they qualified for the Federal School Lunch Program?

4832

- 1 Yes
2 No - SKIP to 2f

d. How many children?

4834

Children

e. Are the lunches free or are they reduced-price?
Mark (X) all that apply.

4836

4838

- 1 Free
2 Reduced-price

f. Do any of the children receive free or reduced-price school breakfasts this school year?

4840

- 1 Yes
2 No - SKIP to Check Item T1, page 46

g. How many children?

4842

Children

h. Are the breakfasts free or are they reduced-price?
Mark (X) all that apply.

4844

4846

- 1 Free
2 Reduced-price

NOTES



MISSING WAVE

**CHECK
ITEM M1**

Does person number begin with a "5"?

8000

- 1
-
- Yes -- SKIP to Check Item C7
-
- 2
-
- No

**CHECK
ITEM M2**

Was an interview obtained for ... last reference period? (CC item 44)

8002

- 1
-
- Yes -- SKIP to Check Item C7
-
- 2
-
- No

**CHECK
ITEM M3**

Was an interview obtained two waves ago? (CC item 44)

8004

- 1
-
- Yes
-
- 2
-
- No -- SKIP to Check Item C1

STATEMENT M

We were unable to obtain information similar to what we've just talked about for ... for 1984. The next few questions help fill in this missing information about ...'s economic situation during that period.

1. During the period from (Read missing wave period) through ... did ... have a job or business, either full or part time, even for only a few days?

8006

- 1
-
- Yes -- SKIP to 3a
-
- 2
-
- No

2. Even though ... did not have a job during that period, did ... spend any time looking for work or on layoff?

8008

- 1
-
- Yes -- SKIP to 5a
-
- 2
-
- No -- SKIP to Check Item M5

3a. Did ... have a job or business, either full or part time, during EACH of the weeks in this period?

8010

- 1
-
- Yes
-
- 2
-
- No -- SKIP to 3c

b. Was ... absent without pay from ...'s job for any FULL weeks during (Read missing wave period) through ... because of layoff?

8012

- 1
-
- Yes -- SKIP to 3f
-
- 2
-
- No -- SKIP to Check Item M5

c. In which months did ... have a job or business?

8014

- 1
-
- First month in period (8 months ago)
-
- 2
-
- Second month in period (7 months ago)
-
- 3
-
- Third month in period (8 months ago)
-
- 4
-
- Fourth month in period (5 months ago)

8018

8019

8020

d. How many weeks in ... (Read months marked in 3c) did ... have a job or business? (Show respondent Flashcard W)

8022

-
- Weeks in first month (8 months ago)
-
-
- Weeks in second month (7 months ago)
-
-
- Weeks in third month (8 months ago)
-
-
- Weeks in fourth month (5 months ago)

8024

8026

8028

e. Of the weeks that ... had a job or business, was ... absent for any full weeks without pay because of layoff?

8030

- 1
-
- Yes
-
- 2
-
- No -- SKIP to 4
-
-
- First month in period (8 months ago)
-
-
- Second month in period (7 months ago)
-
-
- Third month in period (8 months ago)
-
-
- Fourth month in period (5 months ago)

8032

8034

8036

8038

f. In which months was ... absent from ...'s job because of layoff?

8040

-
- Weeks in first month (8 months ago)
-
-
- Weeks in second month (7 months ago)
-
-
- Weeks in third month (8 months ago)
-
-
- Weeks in fourth month (5 months ago)

8042

8044

8046

g. How many weeks in ... (Read months marked in 3f) was ... absent from ...'s job because of layoff? (Show respondent Flashcard W)

8048

- 1
-
- Yes -- SKIP to Check Item M5
-
- 2
-
- No

**CHECK
ITEM M4**

Is 3a marked "Yes"?

8050

- 1
-
- Yes
-
- 2
-
- No -- SKIP to Check Item M5

4. During this period, when ... did NOT have a job or business, did ... spend any time looking for work or on layoff?

8052

-
- First month in period (8 months ago)
-
-
- Second month in period (7 months ago)
-
-
- Third month in period (8 months ago)
-
-
- Fourth month in period (5 months ago)

8054

8056

8058

5a. In which months did ... spend time looking for work or on layoff (when ... did NOT have a job or business)?

8060

-
- Weeks in first month (8 months ago)
-
-
- Weeks in second month (7 months ago)
-
-
- Weeks in third month (8 months ago)
-
-
- Weeks in fourth month (5 months ago)

8062

8064

8066

b. How many weeks in ... (Read months marked in 5a) did ... spend time looking for work or on layoff? (Do not include any weeks already counted in 3g) (Show respondent Flashcard W)


8068

- 1
-
- Yes
-
- 2
-
- No -- SKIP to 6d

**CHECK
ITEM M5**

Are any income types listed in the Income Roster (item 6a) or the ISS?

 ... listed in the Income Roster (item 6a), appear on the ISS, transcrib...
 ... on the ISS.



MISSING WAVE (Continued)

6a. INCOME ROSTER

The missing wave period covers the 4-month period from _____ through _____

Line No. (1)	Income type description (2)	Income code (3)	Received 2 waves ago (4)	Received this wave (5)
6070		6072	6074 <input type="checkbox"/>	6078 <input type="checkbox"/>
6078		6080	6082 <input type="checkbox"/>	6084 <input type="checkbox"/>
6086		6088	6090 <input type="checkbox"/>	6092 <input type="checkbox"/>
6094		6096	6098 <input type="checkbox"/>	6100 <input type="checkbox"/>
6102		6104	6106 <input type="checkbox"/>	6108 <input type="checkbox"/>
6110		6112	6114 <input type="checkbox"/>	6116 <input type="checkbox"/>
6118		6120	6122 <input type="checkbox"/>	6124 <input type="checkbox"/>
6126		6128	6130 <input type="checkbox"/>	6132 <input type="checkbox"/>
6134		6136	6138 <input type="checkbox"/>	6140 <input type="checkbox"/>
6142		6144	6148 <input type="checkbox"/>	6148 <input type="checkbox"/>

CHECK ITEM M6

Did ... have any income sources 2 waves ago that ... did not have this wave? (Only column 4 of the Income Roster is marked)

1 Yes - Enter income codes in item 6b and read item 6b to respondent.
 2 No - SKIP to Check Item M7

6b. In our visit 8 months ago, we recorded that ... received certain types of income that we have not recorded for this visit - namely (Read income types).

(Ask for each income type:)
 During the 4-month period (Read missing wave period) from _____ through _____, in which months, if any, did ... receive (Read income type)?

Income type code	Months received					
	All	M1	M2	M3	M4	None
6152	6154 <input type="checkbox"/>	6156 <input type="checkbox"/>	6158 <input type="checkbox"/>	6160 <input type="checkbox"/>	6162 <input type="checkbox"/>	6164 <input type="checkbox"/>
6166	6168 <input type="checkbox"/>	6170 <input type="checkbox"/>	6172 <input type="checkbox"/>	6174 <input type="checkbox"/>	6176 <input type="checkbox"/>	6178 <input type="checkbox"/>
6180	6182 <input type="checkbox"/>	6184 <input type="checkbox"/>	6186 <input type="checkbox"/>	6188 <input type="checkbox"/>	6190 <input type="checkbox"/>	6192 <input type="checkbox"/>
6194	6196 <input type="checkbox"/>	6198 <input type="checkbox"/>	6200 <input type="checkbox"/>	6202 <input type="checkbox"/>	6204 <input type="checkbox"/>	6206 <input type="checkbox"/>
6208	6210 <input type="checkbox"/>	6212 <input type="checkbox"/>	6214 <input type="checkbox"/>	6216 <input type="checkbox"/>	6218 <input type="checkbox"/>	6220 <input type="checkbox"/>
6222	6224 <input type="checkbox"/>	6226 <input type="checkbox"/>	6228 <input type="checkbox"/>	6230 <input type="checkbox"/>	6232 <input type="checkbox"/>	6234 <input type="checkbox"/>
6236	6238 <input type="checkbox"/>	6240 <input type="checkbox"/>	6242 <input type="checkbox"/>	6244 <input type="checkbox"/>	6246 <input type="checkbox"/>	6248 <input type="checkbox"/>
6250	6252 <input type="checkbox"/>	6254 <input type="checkbox"/>	6256 <input type="checkbox"/>	6258 <input type="checkbox"/>	6260 <input type="checkbox"/>	6262 <input type="checkbox"/>

CHECK ITEM M7

Did ... have any income sources this wave that ... did not have 2 waves ago? (Only column 5 of the Income Roster is marked)

1 Yes - Enter income codes in item 6c and read item 6c to the respondent.
 2 No - SKIP to item 6d

6c. We have recorded during this visit that ... received certain types of income that ... was not receiving at the time of our visit 8 months ago - namely (Read income types).

(Ask for each income type:)
 During the 4-month period (Read missing wave period) from _____ through _____, in which months, if any, did ... receive (Read income types)?

Income type code	Months received					
	All	M1	M2	M3	M4	None
6264	6266 <input type="checkbox"/>	6270 <input type="checkbox"/>	6272 <input type="checkbox"/>	6274 <input type="checkbox"/>	6278 <input type="checkbox"/>	6278 <input type="checkbox"/>
6280	6282 <input type="checkbox"/>	6284 <input type="checkbox"/>	6286 <input type="checkbox"/>	6288 <input type="checkbox"/>	6290 <input type="checkbox"/>	6292 <input type="checkbox"/>
6294	6296 <input type="checkbox"/>	6298 <input type="checkbox"/>	6300 <input type="checkbox"/>	6302 <input type="checkbox"/>	6304 <input type="checkbox"/>	6306 <input type="checkbox"/>
6308	6310 <input type="checkbox"/>	6312 <input type="checkbox"/>	6314 <input type="checkbox"/>	6316 <input type="checkbox"/>	6318 <input type="checkbox"/>	6320 <input type="checkbox"/>
6322	6324 <input type="checkbox"/>	6326 <input type="checkbox"/>	6328 <input type="checkbox"/>	6330 <input type="checkbox"/>	6332 <input type="checkbox"/>	6334 <input type="checkbox"/>
6338	6340 <input type="checkbox"/>	6342 <input type="checkbox"/>	6344 <input type="checkbox"/>	6346 <input type="checkbox"/>	6348 <input type="checkbox"/>	6350 <input type="checkbox"/>



MISSING WAVE (Continued)

6d. During the 4-month period (Read missing wave period) from _____ through _____ did ... receive any income that we haven't talked about?

6378 1 Yes
 2 No - SKIP to Check Item M8

6e. What kind of income was it? (Enter income type code at right from Income Source List on page 76a. Ask for each income type --) During which months did ... receive that type of income?

Income type code	Months received			
	M1 = earliest month in period / M4 = most recent month in period			
	M1	M2	M3	M4
6380	6382	6384	6386	6388
6382	6384	6386	6388	6390
6404	6406	6408	6410	6412
6418	6418	6420	6422	6424
6428	6430	6432	6434	6436
6440	6442	6444	6446	6448
6462	6464	6466	6468	6470
6484	6486	6488	6490	6492

NOTES



MISSING WAVE (Continued)

CHECK ITEM M8

Are any assets listed in the Asset Roster (Item 7a) or the ISS?

6476 Yes
 No — SKIP to 7d

INTERVIEWER INSTRUCTION

1. If any asset codes (100–150, 174, 175), not already listed in the Asset Roster (Item 7a), appear on the ISS, transcribe them to the Asset Roster.
2. Mark column (5) of the Asset Roster for ALL asset codes that appear on the ISS.
3. Go to Check Item M9.

7a. ASSET ROSTER

The missing wave period covers the 4-month period from _____ through _____

Line No. (1)	Asset type description (2)	Asset code (3)	Had 2 waves ago (4)	Had this wave (5)
6478	1	6480	<input type="checkbox"/>	6484 <input type="checkbox"/>
6488	2	6488	<input type="checkbox"/>	6492 <input type="checkbox"/>
6494	3	6495	<input type="checkbox"/>	6500 <input type="checkbox"/>
6502	4	6504	<input type="checkbox"/>	6508 <input type="checkbox"/>
6510	5	6512	<input type="checkbox"/>	6516 <input type="checkbox"/>
6518	6	6520	<input type="checkbox"/>	6524 <input type="checkbox"/>
6526	7	6528	<input type="checkbox"/>	6532 <input type="checkbox"/>
6534	8	6536	<input type="checkbox"/>	6540 <input type="checkbox"/>
6542	9	6544	<input type="checkbox"/>	6548 <input type="checkbox"/>
6550	10	6552	<input type="checkbox"/>	6556 <input type="checkbox"/>

CHECK ITEM M9

Did ... have any asset types 2 waves ago that ... did not have this wave? (Only column 4 of the Asset Roster is marked.)

6558 Yes — Enter asset code(s) in item 7b and read item 7b to respondent
 No — SKIP to Check Item M10

7b. In our visit of 8 months ago, we recorded that ... had certain assets that we have not recorded during this visit — namely (Read asset types).

ASK FOR EACH —

Did ... own this asset at any time during the period (Read missing wave period) from _____ through _____

Asset code		Yes	No
6560		6562 <input type="checkbox"/>	<input type="checkbox"/>
6564		6566 <input type="checkbox"/>	<input type="checkbox"/>
6568		6570 <input type="checkbox"/>	<input type="checkbox"/>

CHECK ITEM M10

Did ... have any asset types this wave that ... did not have 2 waves ago? (Only column 5 of the Asset Roster is marked.)

6572 Yes — Enter asset code(s) in item 7c and read item 7c to respondent.
 No — SKIP to item 7d

7c. We have recorded during this visit that ... had certain types of assets that ... did not have at the time of our visit 8 months ago — namely (Read asset types).

ASK FOR EACH —

Did ... own this (these) asset(s) at any time during the period (Read missing wave period) from _____ through _____

Asset code		Yes	No
6576		6578 <input type="checkbox"/>	<input type="checkbox"/>
6580		6582 <input type="checkbox"/>	<input type="checkbox"/>
6584		6586 <input type="checkbox"/>	<input type="checkbox"/>



MISSING WAVE (Continued)

7e. What was the asset type called? (Enter asset code(s) at right from Income Source List on page 76a.)

Asset code	
8590	
8592	
8594	
8596	
8602	
8604	

Asset code	
8592	
8594	
8600	
8604	
8608	

CHECK ITEM M11

Is Medicare marked on CC item 47?

8610 1 Yes - SKIP to 9
2 No

CHECK ITEM M12

Is ... 65 years of age or older?

8612 1 Yes - SKIP to 9
2 No

CHECK ITEM M13

Refer to item 18a, page 7
Is ... disabled?

8614 1 Yes
2 No - SKIP to 9

8. During the 4 month period from (Read missing wave period) _____ through _____, was ... covered by Medicare?

8618 1 Yes
2 No

9. During the 4 month period from (Read missing wave period) from _____ through _____, was ... covered by (Use local name for Medicaid) or another public assistance program that pays for medical care?

8616 1 Yes
2 No

CHECK ITEM M14

Is ... 17 to 49 years of age?

8620 1 Yes
2 No - SKIP to Check Item C1

10. During the 4 month period from (Read missing wave period) _____ through _____, did ... attend school beyond the high school level including a college, university, or other school?

8622 1 Yes
2 No - SKIP to Check Item C1

11. Were any of ...'s educational expenses during the period from (Read missing wave period) _____ through _____ paid for by a Pell (BEOG) Grant, a Guaranteed or National Direct Student Loan, or any other type of scholarship or grant?

8624 1 Yes } SKIP to Check Item C1
2 No }

NOTES



CALLBACK SUMMARY

CHECK ITEM C1 Are any items marked on Reminder Card for ...? **5000** Yes - Mark appropriate item(s) below, then SKIP to Check Item C2
 No - SKIP to Check Item C2

<input type="checkbox"/>	1. Social Security Number (Enter in cc item 33b)				
<input type="checkbox"/>	2. Medicare claim number (Item 23b, page 8)	5002		5004	
<input type="checkbox"/>	3. EMPLOYER				
<input type="checkbox"/>	a. Employer #1 (Item 9, page 15) What was the total amount of pay received before deductions on this job in ...?	5008	\$		<input type="checkbox"/> Last month
		5009	\$		<input type="checkbox"/> 2 months ago
		5010	\$		<input type="checkbox"/> 3 months ago
		5012	\$		<input type="checkbox"/> 4 months ago
<input type="checkbox"/>	b. Employer #2 (Item 16, page 17) What was the total amount of pay received before deductions on this job in ...?	5014	\$		<input type="checkbox"/> Last month
		5015	\$		<input type="checkbox"/> 2 months ago
		5016	\$		<input type="checkbox"/> 3 months ago
		5020	\$		<input type="checkbox"/> 4 months ago
<input type="checkbox"/>	4. SELF-EMPLOYMENT				
<input type="checkbox"/>	a. Self-employment #1 (Item 7, page 19) What was the total amount of income received from this business in ...?	5022	\$		<input type="checkbox"/> Last month
		5024	\$		<input type="checkbox"/> 2 months ago
		5026	\$		<input type="checkbox"/> 3 months ago
		5028	\$		<input type="checkbox"/> 4 months ago
<input type="checkbox"/>	b. Self-employment #2 (Item 16, page 21) What was the total amount of income received from this business in ...?	5030	\$		<input type="checkbox"/> Last month
		5032	\$		<input type="checkbox"/> 2 months ago
		5034	\$		<input type="checkbox"/> 3 months ago
		5036	\$		<input type="checkbox"/> 4 months ago
<input type="checkbox"/>	5. What was the average balance in savings, Money market deposit accounts, CD's or NOW accounts held jointly by husband and wife? (Item 2c, page 40)	5038	\$		<input type="checkbox"/> Last month
<input type="checkbox"/>	6. What was the average balance in savings, Money market deposit accounts, CD's or NOW accounts in own name? (Item 3c, page 40)	5040	\$		<input type="checkbox"/> Last month
<input type="checkbox"/>	7. What was the average balance in Money market funds, securities/bonds held jointly by husband and wife? (Item 2c, page 47)	5042	\$		<input type="checkbox"/> Last month
<input type="checkbox"/>	8. What was the average balance in Money market funds, securities/bonds in own name? (Item 3c, page 47)	5044	\$		<input type="checkbox"/> Last month
<input type="checkbox"/>	9. What was the amount received in dividends by husband and wife jointly? (Item 1b, page 42)	5046	\$		<input type="checkbox"/> Last month
<input type="checkbox"/>	10. What was the amount received in dividends in own name? (Item 2a, page 42)	5050	\$		<input type="checkbox"/> Last month

Amounts for the period -- through

Finish time on cover page. Fill cc items 36 and 39 and

1000-5-93-00



INCOME SOURCE LIST

INCOME LIST		INCOME LIST	
Code	Type	Code	Type
1	Social Security	28	Child support payments
2	U.S. Government Railroad Retirement pay	29	Alimony payments
3	Federal Supplemental Security Income (SSI)	30	Pension from company or union
4	State Supplemental Security Income (State administered SSI only)	31	Federal Civil Service or other Federal civilian employee pensions
5	State unemployment compensation	32	U.S. Military retirement pay
6	Supplemental Unemployment Benefits	33	National Guard or Reserve Forces retirement
7	Other unemployment compensation (Trade Adjustment Act benefits, strike pay, other)	34	State government pensions
8	Veterans compensation or pensions	35	Local government pensions
9	Black lung payments	36	Income from paid-up life insurance policies or annuities
10	Worker's compensation	37	Estates and trusts
11	State temporary sickness or disability benefits	38	Other payments for retirement, disability or survivor
12	Employer or union temporary sickness policy	40	G.I. Bill/VEAP education benefits
13	Payments from a sickness, accident or disability insurance policy purchased on your own	50	Income assistance from a charitable group
20	Aid to Families with Dependent Children (AFDC, AOC)	51	Money from relatives or friends
21	General assistance or General relief	52	Lump sum payments
22	Indian, Cuban, or Refugee Assistance	53	Income from roomers or boarders
23	Foster child care payments	54	National Guard or Reserve pay
24	Other welfare	55	Incidental or casual earnings
25	WIC (Women, Infants and Children Nutrition Program)	58	Other cash income not included elsewhere
27	Food stamps		
ASSET LIST		SPECIAL INDICATORS	
Code	Type	Code	Type
100	Regular/passbook savings accounts in a bank, savings and loan or credit union	170	Worked
101	Money market deposit accounts	171	Disabled
102	Certificates of Deposit or other savings certificates	172	Medicare
103	NOW, Super NOW or other interest-earning checking accounts	173	Medicaid
104	Money market funds	174	U.S. Savings Bonds (E, EE)
105	U.S. Government securities	175	Other educational assistance
106	Municipal or corporate bonds		
107	Other interest-earning assets		
110	Stocks or mutual fund shares		
120	Rental property		
130	Mortgages		
400	Royalties		



INCOME SOURCE SUMMARY (ISS)

INSTRUCTIONS - Column (a) will show the income source code. In column (b), mark (X) for all sources from which income was received during the reference period. Column (c) will show the type of income source. The Amounts section, should be filled starting with the page number shown in column (d) for those income sources which have been marked.

ISS code (a)	Mark (X) (b)	Type of income source (c)	Amounts section page number (d)
INCOME CODES 1-7			
1		Social Security	
2		U.S. Government Railroad Retirement pay	
3		Federal Supplemental Security Income (SSDI)	
4		State Unemployment compensation	
5		Supplemental Unemployment Benefits	
6			
INCOME CODES 8-13			
8		Veterans compensation or pensions	
9			
INCOME CODES 20-29			
20		Aid to Families with Dependent Children (AFDC, ADC)	(A) - 22 25 28 31 34 37
24		Other Welfare - Specify	
27		Food Stamps	
28		Child Support payments	
29		Alimony payments	
INCOME CODES 30-38			
30		Pension from company or union	
31			
INCOME CODES 40-45			
40		GI Bill, VEAP education benefits	
41			
INCOME CODES 50-56			
55		Incidental or casual earnings	
56			
ASSET CODES 100-150			
100		Interest Earning Assets	(B) - 40
101		Regular passbook savings accounts in a bank, savings and loan or credit union	
102		Money market deposit accounts	(C) - 41
103		Certificates of Deposit or other savings certificates	
104		NOW, Super NOW or other interest-earning checking accounts	(D) - 42
105		Money market funds	
106		U.S. Government securities	(E) - 43
107		Municipal or corporate bonds	
108		Other interest-earning assets	(F) - 44
109		Stocks or mutual fund shares	
110		Rental property	Section 2
120		Mortgages	
130		Royalties	DO NOT FILL
140		Other financial investments	
150			
SPECIAL INDICATORS			
170		Worked	



APPENDIX D

COMPARISONS OF ITEM LOCATIONS ON WAVE 1 AND LATER WAVES

A number of changes were made to the record layouts between Waves 1 and 2 for the 1984 panel, while the layouts have remained constant for all subsequent waves. The following table should help you find corresponding locations in the two formats.

Starting Location		Difference	Starting Location		Difference
Wave 1	Waves 2-4		Wave 1	Waves 2-4	
Sample Unit Record					
1-35	1-35		1373	1453	+80
n/a	38	+1	n/a	1454	
38	39		1374	1455	+81
Household Record					
1-927	1-927		n/a	1531	
Family Record					
1-184	1-184		1450	n/a	+124
Person Record					
1-8	1-8		1451	1575	+123
10	n/a		1455	1579	+112
19	19	+5	1456	n/a	
n/a	31		1572	1695	+112
31	36	+5	1583	1704	+139
n/a	142	+7	n/a	1731	
137	144		Wage & Salary		
680	n/a		1-107	1-107	
n/a	687	+7	Self-Employed		
689	696		1-128	1-128	
n/a	1171	+19	General Amounts Type 1		
1160	1179	+19	1-8	1-8	
n/a	1303	+20	10	n/a	
1284	1304		n/a	10	
n/a	1308	+78	n/a	135	+1
1288	1366		n/a	136	
n/a	1441	+79	135		
1363	1442		General Amounts Type 2		
n/a	1452		1-8	1-8	
			n/a	10-17	
			n/a	135	
			135	136	+1

...the ...

...the ...

...the ...

...the ...

...the ...

...the ...

...the ...

...the ...

...the ...

...the ...

...the ...

...the ...

...the ...

...the ...

...the ...

...the ...

...the ...

...the ...

...the ...

...the ...

...the ...

...the ...

...the ...

...the ...


APPENDIX D

COMPARISONS OF ITEM LOCATIONS ON WAVE 1 AND LATER WAVES

A number of changes were made to the record layouts between Waves 1 and 2 for the 1984 panel, while the layouts have remained constant for all subsequent waves. The following table should help you find corresponding locations in the two formats.

Starting Location	Waves 2-4	Difference	Starting Location	Waves 2-4	Difference
Wave 1			Person Record, continued		
Sample Unit Record			1373	1453	+80
1-35	1-35		n/a	1454	
n/a	38	+1	1374	1455	+81
38	39		n/a	1531	
Household Record			1450	n/a	+124
1-927	1-927		1451	1575	+123
Family Record			1455	n/a	+112
1-184	1-184		1456	1579	+112
Person Record			1572	n/a	+139
1-8	1-8		1583	1695	
10	n/a	+5	n/a	1704	
19	19		1592	1731	
n/a	31	+7	Wage & Salary		
31	36		1-107	1-107	
n/a	142	+7	Self-Employed		
137	144		1-128	1-128	
680	n/a	+7	General Amounts Type 1		
n/a	687		1-8	1-8	
689	696	+7	10	n/a	
n/a	1171	+19	n/a	10	
1160	1179	+20	n/a	135	+1
n/a	1303		135	136	
1284	1304	+78	General Amounts Type 2		
n/a	1308		1-8	1-8	
1288	1365	+79	n/a	10-17	
n/a	1441		n/a	135	
1363	1442		135	136	
n/a	1452				





35 MERGED HOUSEHOLD MATCH TABLE

Area	PSU	Segment	Serial	Party subject to	Person number
1	0086	0072	0082	0084	0086
2	0070	0072	0072	0076	0078
3	0082	0084	0084	0088	0090
4	0084	0086	0086	0090	0092
5	0104	0108	0110	0112	0114
6	0116	0120	0122	0124	0126
7	0128	0132	0134	0138	0140
8	0140	0144	0146	0150	0152

NOTES

1 - Individual person with reference to
 2 - Father or Mother with NO reference to
 3 - Mother
 4 - Father
 5 - Both parents
 6 - Both parents (reference to)
 7 - Both parents (reference to)
 8 - Both parents (reference to)
 9 - Both parents (reference to)

Area	Area	Class	Notes	Area	Area	Area	Area
1	11	11	11	11	11	11	11
2	11	11	11	11	11	11	11
3	11	11	11	11	11	11	11
4	11	11	11	11	11	11	11
5	11	11	11	11	11	11	11
6	11	11	11	11	11	11	11
7	11	11	11	11	11	11	11
8	11	11	11	11	11	11	11



FORM **SIPP-4500**
12-12-84

NOTICE - Your report to the Census Bureau is confidential by law (Title 13, U.S. Code). It may be seen only by sworn Census employees and may be used only for statistical purposes.

U.S. DEPARTMENT OF COMMERCE
BUREAU OF THE CENSUS

**SURVEY OF INCOME
AND PROGRAM
PARTICIPATION
1984 PANEL
WAVE 5 QUESTIONNAIRE**

P S I D	1. Book of _____	2. (cc 1) R.O. code	3a. (cc 2) PSU Segment Serial	3b. (cc 3) Add. ID
	4. (cc 17) a. Entry Add. ID	G. Name (cc 19a) Last: _____ First, middle: _____ Maiden: _____		
5. PERSON CHARACTERISTICS - Fill a, b, c, and d using the control card				
a. Relationship code (cc 18b)		b. Date of birth (cc 24) Month Day Year	c. Sex code (cc 28)	d. Marital status code (cc 28a)
6. Interviewer identification				
Code Name				

7. PERSON INTERVIEW STATUS

a. Interview
1 Self - SKIP to 8
2 Proxy - FW 7b

b. Person number of proxy
____ - SKIP to 8

c. Noninterview
1 Type Z refusal
2 Type Z other

CHECK ITEM 1 Does ...'s person number begin with a "0"?

0607

0600 1 Yes
2 No - SKIP to section 1, item 1

CHECK ITEM 2 Was ... missed when household members were listed for wave 1?

0501 1 Yes - SKIP to section 1, item 1
2 No

8. Date of interview for this person
____ Month ____ Day } Fill start time in 9a, then go to introduction

MONTH OF INTERVIEW **REFERENCE DATE**

Jan 1985 January 1, 1984
Feb 1985 October 1, 1983
Mar 1985 November 1, 1983
Apr 1985 December 1, 1983

9a. Interview time for this person

	Initial visit	Callback visit
Start time →	____ a.m. / ____ p.m.	____ a.m. / ____ p.m.
Finish time →	____ a.m. / ____ p.m.	____ a.m. / ____ p.m.

b. Total interview time for this person
____ Minutes

13a. We need to know where ... was living on (Read appropriate reference data). Was ... living in any of the kinds of places listed on this card (Show Flashcard U)?

0902 1 Yes x1 DK } SKIP to 14
2 No - SKIP to 14 x2 Ref.

ASK OR VERIFY -

b. Which code on this card represents the kind of place ... was living in on (Read appropriate reference data)?

0304 1 Armed Forces barracks } SKIP to section 1, item 1
2 Outside the United States
3 Nonhousehold setting

10a. Interviewer time for clerical review

Start time →	____ a.m. / ____ p.m.
Finish time →	____ a.m. / ____ p.m.

b. Total interviewer time for clerical review
____ Minutes

14. Was ... living alone on (Read appropriate reference data)?

0908 1 Yes - SKIP to section 1, item 1 2 No

15. How many people was ... living with on (Read appropriate reference data)?

0908 _____ Enter number of persons

11a. Pre-interview transcription time

Start time →	____ a.m. / ____ p.m.
Finish time →	____ a.m. / ____ p.m.

b. Total pre-interview time for transcription
____ Minutes

16. Was ... the owner or renter of the residence where ... was living on (Read appropriate reference data)?

0810 1 Yes - SKIP to section 1, item 1 2 No

17. How is ... related to the person who owned or rented the residence where ... was living on (Read appropriate reference data)?

0912 1 Husband 4 Parent
2 Wife 5 Brother/Sister
3 Own child (son or daughter) 6 Other relative
7 Non-relative

12. Phone interview - Specify reason: _____

INTRODUCTION **INTERVIEWER INSTRUCTIONS** - Read introduction once to each respondent. Do not repeat to another respondent who was in the room when you earlier read the introduction.

(As I described during my last visit,) This survey is about the economic situation of people living in the United States. Most of the questions will be about ...'s activities during _____ and _____. Here is a calendar that shows the 4 months we will be talking about. (Hand respondent Flashcard U.) This time period is very important, so if you have any questions about what period is being referred to during the interview, please ask me.

We need the most accurate and complete information possible. Please think carefully about each question, search your

Section 1 — LABOR FORCE AND RECIPENCY

(SHOW FLASHCARD J)

<p>1. During the 4-month period outlined on this calendar, that is, from 4 months ago thru (last month), did ... have a job or business, either full time or part time, even for only a few days? <i>Mark "Yes" for active duty in the Armed Forces, any temporary or part-time work, and work without pay in a family business or farm.</i></p>	<p style="text-align: center;">P8N 7</p> <p>1000 1 <input type="checkbox"/> Yes — Mark "Worked" (code 170) on ISS and SKIP to 4 2 <input type="checkbox"/> No</p>																		
<p>2a. Even though ... did not have a job during this period, did ... spend any time looking for work or on layoff from a job?</p>	<p>1002 1 <input type="checkbox"/> Yes 2 <input type="checkbox"/> No — SKIP to 3a</p>																		
<p>b. Please look at the calendar. In which weeks was ... looking for work or on layoff from a job? <i>Mark (X) all that apply.</i></p>	<p>1004 x5 <input type="checkbox"/> ALL</p> <table style="width: 100%; border: none;"> <tr> <td style="width: 33%;">1006 <input type="checkbox"/> 1</td> <td style="width: 33%;">1018 <input type="checkbox"/> 7</td> <td style="width: 33%;">1030 <input type="checkbox"/> 13</td> </tr> <tr> <td>1008 <input type="checkbox"/> 2</td> <td>1020 <input type="checkbox"/> 8</td> <td>1032 <input type="checkbox"/> 14</td> </tr> <tr> <td>1010 <input type="checkbox"/> 3</td> <td>1022 <input type="checkbox"/> 9</td> <td>1034 <input type="checkbox"/> 15</td> </tr> <tr> <td>1012 <input type="checkbox"/> 4</td> <td>1024 <input type="checkbox"/> 10</td> <td>1036 <input type="checkbox"/> 16</td> </tr> <tr> <td>1014 <input type="checkbox"/> 5</td> <td>1026 <input type="checkbox"/> 11</td> <td>1038 <input type="checkbox"/> 17</td> </tr> <tr> <td>1016 <input type="checkbox"/> 6</td> <td>1028 <input type="checkbox"/> 12</td> <td>1040 <input type="checkbox"/> 18</td> </tr> </table>	1006 <input type="checkbox"/> 1	1018 <input type="checkbox"/> 7	1030 <input type="checkbox"/> 13	1008 <input type="checkbox"/> 2	1020 <input type="checkbox"/> 8	1032 <input type="checkbox"/> 14	1010 <input type="checkbox"/> 3	1022 <input type="checkbox"/> 9	1034 <input type="checkbox"/> 15	1012 <input type="checkbox"/> 4	1024 <input type="checkbox"/> 10	1036 <input type="checkbox"/> 16	1014 <input type="checkbox"/> 5	1026 <input type="checkbox"/> 11	1038 <input type="checkbox"/> 17	1016 <input type="checkbox"/> 6	1028 <input type="checkbox"/> 12	1040 <input type="checkbox"/> 18
1006 <input type="checkbox"/> 1	1018 <input type="checkbox"/> 7	1030 <input type="checkbox"/> 13																	
1008 <input type="checkbox"/> 2	1020 <input type="checkbox"/> 8	1032 <input type="checkbox"/> 14																	
1010 <input type="checkbox"/> 3	1022 <input type="checkbox"/> 9	1034 <input type="checkbox"/> 15																	
1012 <input type="checkbox"/> 4	1024 <input type="checkbox"/> 10	1036 <input type="checkbox"/> 16																	
1014 <input type="checkbox"/> 5	1026 <input type="checkbox"/> 11	1038 <input type="checkbox"/> 17																	
1016 <input type="checkbox"/> 6	1028 <input type="checkbox"/> 12	1040 <input type="checkbox"/> 18																	
<p>c. Could ... have taken a job during any of those weeks if one had been offered?</p>	<p>1042 1 <input type="checkbox"/> Yes — SKIP to Check Item R7 2 <input type="checkbox"/> No</p>																		
<p>d. What was the main reason ... could not take a job during those weeks? <i>Mark (X) only one.</i></p>	<p>1044 1 <input type="checkbox"/> Already had a job 2 <input type="checkbox"/> Temporary illness 3 <input type="checkbox"/> School 4 <input type="checkbox"/> Other — Specify _____</p>																		
<p>CHECK ITEM R1 Refer to item 2b. Is the "ALL" box marked in 2b?</p>	<p>1046 1 <input type="checkbox"/> Yes — SKIP to 9a, page 4 2 <input type="checkbox"/> No — SKIP to 3b</p>																		
<p>3a. Were there any weeks in the 4-month period when ... wanted a job?</p>	<p>1048 1 <input type="checkbox"/> Yes — SKIP to 3c 2 <input type="checkbox"/> No — SKIP to Check Item R6, page 4</p>																		
<p>b. I have recorded that there were weeks that ... did not work or look for work. Did ... want a job in those weeks?</p>	<p>1050 1 <input type="checkbox"/> Yes 2 <input type="checkbox"/> No — SKIP to 8a, page 4</p>																		
<p>c. Could ... have taken a job in those weeks if one had been offered?</p>	<p>1052 1 <input type="checkbox"/> Yes 2 <input type="checkbox"/> No — SKIP to 9a, page 4</p>																		
<p>d. During the weeks that ... wanted a job but was not looking for one, what was the main reason ... was not looking? <i>Mark (X) only one.</i></p>	<p>1054 1 <input type="checkbox"/> Believes no work available in line of work or area 2 <input type="checkbox"/> Couldn't find any work 3 <input type="checkbox"/> Lacks necessary schooling, training, skills, or experience 4 <input type="checkbox"/> Employers think too young or too old 5 <input type="checkbox"/> Other personal handicap in finding job 6 <input type="checkbox"/> Can't arrange child care 7 <input type="checkbox"/> Family responsibilities 8 <input type="checkbox"/> In school or other training 9 <input type="checkbox"/> Ill health, physical disability 10 <input type="checkbox"/> Other — Specify _____ x1 <input type="checkbox"/> OK</p> <div style="text-align: right; border-left: 1px solid black; padding-left: 5px;"> <p>SKIP to 9a, page 4</p> </div>																		
<p>4. Did ... have a job or business, either full or part time, during EACH of the weeks in this period? <i>Note that the person did not have to work each week.</i></p>	<p>1058 1 <input type="checkbox"/> Yes 2 <input type="checkbox"/> No — SKIP to 6a</p>																		
<p>5a. Was ... absent without pay from ...'s job or business for any FULL weeks during the 4-month period?</p>	<p>1062 1 <input type="checkbox"/> Yes 2 <input type="checkbox"/> No — SKIP to 8a, page 4</p>																		
<p>b. Please look at the calendar. In which weeks was ... absent without pay? <i>Mark (X) all that apply.</i></p>	<p>1064 x5 <input type="checkbox"/> ALL</p> <table style="width: 100%; border: none;"> <tr> <td style="width: 33%;">1062 <input type="checkbox"/> 1</td> <td style="width: 33%;">1074 <input type="checkbox"/> 7</td> <td style="width: 33%;">1086 <input type="checkbox"/> 13</td> </tr> <tr> <td>1064 <input type="checkbox"/> 2</td> <td>1076 <input type="checkbox"/> 8</td> <td>1088 <input type="checkbox"/> 14</td> </tr> <tr> <td>1066 <input type="checkbox"/> 3</td> <td>1078 <input type="checkbox"/> 9</td> <td>1090 <input type="checkbox"/> 15</td> </tr> <tr> <td>1068 <input type="checkbox"/> 4</td> <td>1080 <input type="checkbox"/> 10</td> <td>1092 <input type="checkbox"/> 16</td> </tr> <tr> <td>1070 <input type="checkbox"/> 5</td> <td>1082 <input type="checkbox"/> 11</td> <td>1094 <input type="checkbox"/> 17</td> </tr> <tr> <td>1072 <input type="checkbox"/> 6</td> <td>1084 <input type="checkbox"/> 12</td> <td>1096 <input type="checkbox"/> 18</td> </tr> </table>	1062 <input type="checkbox"/> 1	1074 <input type="checkbox"/> 7	1086 <input type="checkbox"/> 13	1064 <input type="checkbox"/> 2	1076 <input type="checkbox"/> 8	1088 <input type="checkbox"/> 14	1066 <input type="checkbox"/> 3	1078 <input type="checkbox"/> 9	1090 <input type="checkbox"/> 15	1068 <input type="checkbox"/> 4	1080 <input type="checkbox"/> 10	1092 <input type="checkbox"/> 16	1070 <input type="checkbox"/> 5	1082 <input type="checkbox"/> 11	1094 <input type="checkbox"/> 17	1072 <input type="checkbox"/> 6	1084 <input type="checkbox"/> 12	1096 <input type="checkbox"/> 18
1062 <input type="checkbox"/> 1	1074 <input type="checkbox"/> 7	1086 <input type="checkbox"/> 13																	
1064 <input type="checkbox"/> 2	1076 <input type="checkbox"/> 8	1088 <input type="checkbox"/> 14																	
1066 <input type="checkbox"/> 3	1078 <input type="checkbox"/> 9	1090 <input type="checkbox"/> 15																	
1068 <input type="checkbox"/> 4	1080 <input type="checkbox"/> 10	1092 <input type="checkbox"/> 16																	
1070 <input type="checkbox"/> 5	1082 <input type="checkbox"/> 11	1094 <input type="checkbox"/> 17																	
1072 <input type="checkbox"/> 6	1084 <input type="checkbox"/> 12	1096 <input type="checkbox"/> 18																	
<p>c. What was the main reason ... was absent from ...'s job or business during those weeks? <i>Mark (X) only one.</i></p>	<p>1098 1 <input type="checkbox"/> On layoff 2 <input type="checkbox"/> Own illness 3 <input type="checkbox"/> On vacation 4 <input type="checkbox"/> Bad weather 5 <input type="checkbox"/> Labor dispute 6 <input type="checkbox"/> New job to begin within 30 days 7 <input type="checkbox"/> Other — Specify _____</p> <div style="text-align: right; border-left: 1px solid black; padding-left: 5px;"> <p>SKIP to 8a, page 4</p> </div>																		

Section 1 -- LABOR FORCE AND RECIPIENCY (Continued)	
<p>7h. During the weeks that . . . wanted a job but was not looking for one, what was the main reason . . . was not looking?</p> <p>Mark (X) only one.</p>	<p>1228</p> <p>1 <input type="checkbox"/> Believes no work available in line of work or area</p> <p>2 <input type="checkbox"/> Couldn't find any work</p> <p>3 <input type="checkbox"/> Lacks necessary schooling, training, skills, or experience</p> <p>4 <input type="checkbox"/> Employers think too young or too old</p> <p>5 <input type="checkbox"/> Other personal handicap in finding job</p> <p>6 <input type="checkbox"/> Can't arrange child care</p> <p>7 <input type="checkbox"/> Family responsibilities</p> <p>8 <input type="checkbox"/> In school or other training</p> <p>9 <input type="checkbox"/> Ill health, physical disability</p> <p>10 <input type="checkbox"/> Other -- Specify _____</p> <p>11 <input type="checkbox"/> DK</p>
<p>8a. In the weeks that . . . worked during the 4-month period, how many hours did . . . usually work per week?</p>	<p>1230</p> <p><input type="checkbox"/> Hours per week</p> <p>x3 <input type="checkbox"/> None } SKIP to Check Item R4</p> <p>x1 <input type="checkbox"/> DK }</p>
<p>CHECK ITEM R3 Refer to item 8a. Did . . . usually work 35 or more hours per week?</p>	<p>1232</p> <p>1 <input type="checkbox"/> Yes</p> <p>2 <input type="checkbox"/> No -- SKIP to R4</p>
<p>8b. Did . . . work fewer than 35 hours in any of the weeks that . . . worked during this period? Exclude time off WITH PAY because of holidays, vacation, days off or sickness.</p>	<p>1234</p> <p>1 <input type="checkbox"/> Yes</p> <p>2 <input type="checkbox"/> No -- SKIP to Check Item R4</p>
<p>c. In how many weeks did . . . work fewer than 35 hours during this 4-month period?</p>	<p>1236</p> <p>1-5 <input type="checkbox"/> All</p> <p><input type="checkbox"/> Weeks</p>
<p>d. What was the main reason . . . worked fewer than 35 hours in those weeks?</p> <p>Mark (X) only one.</p>	<p>1238</p> <p>1 <input type="checkbox"/> Could not find a full-time job</p> <p>2 <input type="checkbox"/> Wanted to work part time</p> <p>3 <input type="checkbox"/> Health condition or disability</p> <p>4 <input type="checkbox"/> Normal working hours are fewer than 35 hours</p> <p>5 <input type="checkbox"/> Slack work or material shortage</p> <p>6 <input type="checkbox"/> Other -- Specify _____</p>
<p>CHECK ITEM R4 Refer to item 5a, page 2. The response to item 5a is:</p>	<p>1238</p> <p>1 <input type="checkbox"/> Yes (or blank)</p> <p>2 <input type="checkbox"/> No -- SKIP to Check Item R5</p>
<p>9a. During this 4-month period, did . . . receive any State unemployment compensation payments?</p>	<p>1240</p> <p>1 <input type="checkbox"/> Yes -- Mark "6" on ISS</p> <p>2 <input type="checkbox"/> No -- SKIP to Check Item R5</p>
<p>b. During this period, did . . . also receive any Supplemental Unemployment Benefits (SUB)?</p>	<p>1242</p> <p>1 <input type="checkbox"/> Yes -- Mark "6" on ISS</p> <p>2 <input type="checkbox"/> No</p>
<p>CHECK ITEM R5 Is "Worked" marked on the ISS?</p>	<p>1244</p> <p>1 <input type="checkbox"/> Yes</p> <p>2 <input type="checkbox"/> No -- SKIP to Check Item R6</p>
<p>10. During this 4-month period did . . . receive any money from worker's compensation for any kind of job-related illness or injury?</p>	<p>1246</p> <p>1 <input type="checkbox"/> Yes -- Mark "10" on ISS</p> <p>2 <input type="checkbox"/> No</p>
<p>CHECK ITEM R6 Was an interview obtained for . . . last reference period?</p>	<p>1248</p> <p>1 <input type="checkbox"/> Yes</p> <p>2 <input type="checkbox"/> No -- SKIP to Check Item R11, page 6</p>
<p>CHECK ITEM R7 Are any income types listed in the Income Roster?</p>	<p>1250</p> <p>1 <input type="checkbox"/> Yes</p> <p>2 <input type="checkbox"/> No -- SKIP to 12b</p>
NOTES	

.

.

.

.

.

Section 1 - LABOR FORCE AND RECIPIENCY (Continued)

11a. According to the information we obtained last time, ... had received (Read income types in 11b, column (2)) during (6 months ago) through (5 months ago). Was this information recorded correctly?
1251 1 Yes
2 No - Resolve problems and make appropriate entries in 11b, column (5) Ask 11c

b. INCOME ROSTER

Table with 6 columns: Line No., Income type, Income code, This reference period, Previous reference period (Should not have been listed, Was not listed; should have been). Rows 1-8.

c. During the past 4 months, that is ... and ... did ... get income from (Read income types in 11b, column (2))? MARK (X) APPROPRIATE BOX IN ITEM 11b, COLUMN (4) FOR EACH INCOME TYPE LISTED.

12a. During this 4-month period, did ... get any income from the Federal Government (that we haven't talked about)?
1284 1 Yes
2 No - SKIP to 13a

b. What was it called? Anything else? Mark (X) all that apply.
1288 1 Social Security - Mark "1" on ISS
1288 2 Federal Supplemental Security Income (Federal SSI) - Mark "3" on ISS
1288 3 A serviceman's or widow's pension from the Veterans Administration (VA) - Mark "B" on ISS
1288 4 Anything else - Mark appropriate code on ISS and specify
1294

13a. During this 4-month period, did ... receive any (other) pension, disability, retirement, or survivor income (that we haven't talked about)?
1298 1 Yes
2 No - SKIP to Check Item BB

b. What was the source of this income? Anything else? Mark (X) all that apply.
1300 1 U.S. Government Railroad Retirement - Mark "2" on ISS
1300 2 Black Lung payments - Mark "9" on ISS
1302 3 Worker's Compensation - Mark "10" on ISS
1304 4 Payments from a sickness, accident or disability insurance policy purchased on your own - Mark "13" on ISS
1308 5 Pension from company or union - Mark "30" on ISS
1308 6 Federal Civil Service or other Federal civilian employee pension - Mark "31" on ISS
1310 7 U.S. Military retirement pay (exclude payments from the Veterans Administration) - Mark "32" on ISS
1312 8 National Guard or Reserve Forces retirement - Mark "33" on ISS
1314 9 State government pension - Mark "34" on ISS
1316 10 Local government pension - Mark "35" on ISS
1318 11 Income from paid-up life insurance policies or annuities - Mark "36" on ISS
1320 12 Other or DK - Specify and enter code from income source list. If income type is not listed or DK, enter code "38" - Mark ISS.
1322

CHECK 1324 1 Yes - Mark "172" on ISS and SKIP to Check Item BB

Section 1 — LABOR FORCE AND RECEIENCY (Continued)			
CHECK ITEM R9	Is "Disabled" marked for ... on cc item 4??	1328	1 <input type="checkbox"/> Yes — Mark "171" on ISS and SKIP to 23a, page 8 2 <input type="checkbox"/> No
CHECK ITEM R10	Is ... 65 years of age or over?	1329	1 <input type="checkbox"/> Yes — SKIP to 23a, page 8 2 <input type="checkbox"/> No — SKIP to Check Item R20, page 8
CHECK ITEM R11	Refer to Control Card item 32a. Is ... a veteran of the U.S. Armed Forces? Mark "No" if currently in Armed Forces. ("Yes" marked in cc item 32c)	1330	1 <input type="checkbox"/> Yes 2 <input type="checkbox"/> No — SKIP to Check Item R12
14a.	How long did ... serve on active duty in the Armed Forces?	1332	1 <input type="checkbox"/> Less than 6 months 2 <input type="checkbox"/> 6 to 23 months 3 <input type="checkbox"/> 2 to 19 years 4 <input type="checkbox"/> 20 or more years x1 <input type="checkbox"/> DK
b.	Does ... have a service connected disability; that is, a health condition or impairment caused or made worse by military service?	1334	1 <input type="checkbox"/> Yes 2 <input type="checkbox"/> No x1 <input type="checkbox"/> DK } SKIP to 14d
c.	What is ...'s VA percent disability rating? Use the following probe if needed: (Such as 0, 10, 20, 30, 40, 50, 60, 70, 80, 90, 100%)	1336	<input type="text"/> <input type="text"/> <input type="text"/> x3 <input type="checkbox"/> 0% x1 <input type="checkbox"/> DK x2 <input type="checkbox"/> Rel. x0 <input type="checkbox"/> No rating
d.	During this 4-month period did ... receive pension or compensation payments from the Veterans Administration? (Exclude regular military retirement pay, insurance proceeds, and GI Bill benefits.)	1338	1 <input type="checkbox"/> Yes — Mark "8" on ISS 2 <input type="checkbox"/> No
CHECK ITEM R12	Is ... 18 years of age or over?	1340	1 <input type="checkbox"/> Yes 2 <input type="checkbox"/> No — SKIP to 16a
15a.	During this 4-month period, did ... receive any Social Security payments?	1342	1 <input type="checkbox"/> Yes — Mark "1" on ISS 2 <input type="checkbox"/> No — SKIP to Check Item R14
CHECK ITEM R13	Is ... 65 years of age or over?	1344	1 <input type="checkbox"/> Yes — SKIP to 16a 2 <input type="checkbox"/> No
15b.	What is the reason ... is getting Social Security, is it because ... is (Read categories) — Mark (X) only one.	1346	1 <input type="checkbox"/> Retired? 2 <input type="checkbox"/> Disabled? 3 <input type="checkbox"/> Widow(ed) or surviving child? 4 <input type="checkbox"/> Spouse or dependent child? 5 <input type="checkbox"/> Some other reason x1 <input type="checkbox"/> DK } SKIP to 16a
c.	Sometimes people get Social Security for more than one reason. Is there another reason ... receives Social Security?	1348	1 <input type="checkbox"/> Retired 2 <input type="checkbox"/> Disabled 3 <input type="checkbox"/> Widow(ed) or surviving child 4 <input type="checkbox"/> Spouse or dependant child 5 <input type="checkbox"/> No other reason x1 <input type="checkbox"/> DK } SKIP to 16a
CHECK ITEM R14	Refer to Control Card item 27. Is ... the designated parent or guardian of children under 18 who live in this household?	1350	1 <input type="checkbox"/> Yes 2 <input type="checkbox"/> No — SKIP to 16a
15d.	During the 4-month period did ... receive any Social Security payments especially for ...'s children (under 18)?	1352	1 <input type="checkbox"/> Yes — Mark "1" on ISS 2 <input type="checkbox"/> No
16a.	During this 4-month period did ... receive any SSI (Supplemental Security Income) payments from the U.S. Government?	1354	1 <input type="checkbox"/> Yes — Mark "3" on ISS 2 <input type="checkbox"/> No — SKIP to Check Item R15
b.	Did ... also receive a SEPARATE SSI payment from the State or local welfare office during these months?	1356	1 <input type="checkbox"/> Yes — Mark "4" on ISS 2 <input type="checkbox"/> No
CHECK ITEM R15	Is ... 40 years of age or over?	1358	1 <input type="checkbox"/> Yes 2 <input type="checkbox"/> No — SKIP to 18a
17a.	Has ... ever retired from a job or business? (Include retirement from the military.)	1360	1 <input type="checkbox"/> Yes 2 <input type="checkbox"/> No — SKIP to Check Item R16
b.	During the 4-month period did ... receive any retirement income other than Social Security?	1362	1 <input type="checkbox"/> Yes 2 <input type="checkbox"/> No — SKIP to 17d
NOTES			

:

Section 1 – LABOR FORCE AND RECIPIENCY (Continued)

<p>17c. What kind of retirement income? Anything else? Mark (X) all that apply.</p>	<p>1364 <input type="checkbox"/> U.S. Government Railroad Retirement – Mark "2" on ISS</p> <p>1366 <input type="checkbox"/> Pension from company or union – Mark "30" on ISS</p> <p>1368 <input type="checkbox"/> Federal Civil Service or other Federal civilian employee pension – Mark "31" on ISS</p> <p>1370 <input type="checkbox"/> U.S. Military retirement pay (exclude payments from the Veterans Administration) – Mark "32" on ISS</p> <p>1372 <input type="checkbox"/> National Guard or Reserve Forces retirement – Mark "33" on ISS</p> <p>1374 <input type="checkbox"/> State government pension – Mark "34" on ISS</p> <p>1376 <input type="checkbox"/> Local government pension – Mark "35" on ISS</p> <p>1378 <input type="checkbox"/> Other or DK – Specify and enter code from income source list. If income type not listed or "DK," enter code "38" – Mark ISS.</p> <p>1380 <input type="checkbox"/></p>
<p>d. During this 4-month period, did ... receive any regular income from a paid-up life insurance policy or any other annuities?</p>	<p>1392 <input type="checkbox"/> Yes – Mark "36" on ISS</p> <p><input type="checkbox"/> No</p>
<p>CHECK ITEM R16 Is ... 70 years of age or over?</p>	<p>1384 <input type="checkbox"/> Yes – SKIP to Check Item R17</p> <p><input type="checkbox"/> No</p>
<p>18a. Does ... have a physical, mental, or other health condition which limits the kind or amount of work ... can do?</p>	<p>1386 <input type="checkbox"/> Yes – Mark "171" on ISS</p> <p><input type="checkbox"/> No – SKIP to Check Item R17</p>
<p>b. During this 4-month period, did ... receive any income because of ...'s health condition or disability? (Other than Social Security, SSI, or VA?)</p>	<p>1388 <input type="checkbox"/> Yes</p> <p><input type="checkbox"/> No</p> <p><input type="checkbox"/> DK } SKIP to Check Item R17</p>
<p>c. What kind of income? Anything else? Mark (X) all that apply.</p>	<p>1390 <input type="checkbox"/> U.S. Government Railroad Retirement – Mark "2" on ISS</p> <p>1392 <input type="checkbox"/> Black Lung payments – Mark "9" on ISS</p> <p>1394 <input type="checkbox"/> Worker's Compensation – Mark "10" on ISS</p> <p>1396 <input type="checkbox"/> Payments from a sickness, accident or disability insurance policy purchased on your own – Mark "13" on ISS</p> <p>1398 <input type="checkbox"/> Pension from company or union – Mark "30" on ISS</p> <p>1400 <input type="checkbox"/> Federal Civil Service or other Federal civilian employee pension – Mark "31" on ISS</p> <p>1402 <input type="checkbox"/> U.S. Military retirement pay (exclude payments from the Veterans Administration) – Mark "32" on ISS</p> <p>1404 <input type="checkbox"/> State government pension – Mark "34" on ISS</p> <p>1406 <input type="checkbox"/> Local government pension – Mark "35" on ISS</p> <p>1410 <input type="checkbox"/> Other or DK – Specify and enter code from income source list. If income type not listed or "DK," enter code "38" – Mark ISS.</p> <p>1412 <input type="checkbox"/></p>
<p>CHECK ITEM R17 Refer to Control Card item 28a. What is ...'s marital status?</p>	<p>1414 <input type="checkbox"/> Married – SKIP to 20</p> <p><input type="checkbox"/> Widowed – SKIP to 22a</p> <p><input type="checkbox"/> Divorced</p> <p><input type="checkbox"/> Separated</p> <p><input type="checkbox"/> Never married – SKIP to Check Item R18</p>
<p>19. Did ... receive any alimony (or support payments other than child support) during the 4-month period?</p>	<p>1416 <input type="checkbox"/> Yes – Mark "29" on ISS and SKIP to Check Item R18</p> <p><input type="checkbox"/> No</p> <p><input type="checkbox"/> DK } SKIP to Check Item R18</p> <p><input type="checkbox"/> Ref }</p>
<p>20. (People who have been widowed or divorced sometimes receive income because of their former marriage.) Has ... ever been widowed or divorced?</p>	<p>1418 <input type="checkbox"/> Widowed – SKIP to 22e</p> <p><input type="checkbox"/> Divorced</p> <p><input type="checkbox"/> Both widowed and divorced</p> <p><input type="checkbox"/> No – SKIP to Check Item R21</p>
<p>CHECK ITEM R18 Refer to Control Card item 27. Is ... the designated parent or guardian of children under 18 who live in this household?</p>	<p>1420 <input type="checkbox"/> Yes</p> <p><input type="checkbox"/> No – SKIP to Check Item R19</p>
<p>21. Did ... receive any child support payments during this 4-month period? (Exclude child</p>	<p>1422 <input type="checkbox"/> Yes – Mark "28" on ISS</p> <p><input type="checkbox"/> No</p>



Section 1 -- LABOR FORCE AND RECIPIENCY (Continued)

CHECK ITEM R19	Is "Both widowed and divorced" box marked in 20?	1424	<input type="checkbox"/> Yes <input type="checkbox"/> No - SKIP to Check Item R21
22a.	During this 4-month period, did ... receive any pensions or annuities as a widower (other than Social Security)?	1425	<input type="checkbox"/> Yes <input type="checkbox"/> No <input type="checkbox"/> DK } SKIP to Check Item R21
b.	What kind of income was this? Was there anything else? (SHOW FLASHCARD K) Mark (X) all that apply.	1428 1430 1432 1434 1436 1438 1440 1442 1444 1446 1448 1450 1452	<input type="checkbox"/> U.S. Government Railroad Retirement - Mark "2" on ISS <input type="checkbox"/> Veterans Compensation or pension - Mark "8" on ISS <input type="checkbox"/> Black Lung payments - Mark "9" on ISS <input type="checkbox"/> Pension from company or union - Mark "30" on ISS <input type="checkbox"/> Federal Civil Service or other Federal civilian employee pension - Mark "31" on ISS <input type="checkbox"/> U.S. Military retirement pay (exclude payments from the Veterans Administration) - Mark "32" on ISS <input type="checkbox"/> National Guard or Reserve Forces retirement - Mark "33" on ISS <input type="checkbox"/> State government pension - Mark "34" on ISS <input type="checkbox"/> Local government pension - Mark "35" on ISS <input type="checkbox"/> Income from paid-up life insurance policies or annuities - Mark "36" on ISS <input type="checkbox"/> Payments from estate or trust - Mark "37" on ISS <input type="checkbox"/> Other or DK - Specify and enter code from income source list. If income type not listed or "DK," enter code "38" - Mark ISS
CHECK ITEM R20	Is "Veterans Compensation or pension" marked in 22b?	1454	<input type="checkbox"/> Yes <input type="checkbox"/> No - SKIP to Check Item R21
22c.	Did ...'s late spouse die while in the service or from a service-related injury?	1458	<input type="checkbox"/> Yes, in the service <input type="checkbox"/> Yes, from service-related injury <input type="checkbox"/> No
CHECK ITEM R21	Is ... 85 years of age or over?	1459	<input type="checkbox"/> Yes - SKIP to 23a <input type="checkbox"/> No
CHECK ITEM R22	Refer to item 18a. Is ... disabled?	1460	<input type="checkbox"/> Yes <input type="checkbox"/> No - SKIP to Check Item R23
23a.	Medicare is a health insurance program for disabled persons and persons 65 or over. People covered by Medicare have a card that looks like this (SHOW FLASHCARD L). Was ... covered by Medicare?	1462	<input type="checkbox"/> Yes - Mark "172" on ISS <input type="checkbox"/> No <input type="checkbox"/> DK } SKIP to Check Item R23
b.	May I see ...'s Medicare card to record the claim number and type of coverage?	1463	[] - [] - 1466 [] - [] TYPE OF COVERAGE <input type="checkbox"/> Hospital only (Type A) <input type="checkbox"/> Medical only (Type B) <input type="checkbox"/> Both hospital and medical (Types A and B) <input type="checkbox"/> Card not available - ASK 23c
c.	[This information is especially important for the purposes of this survey.] If I were to call later would you be able to provide me with ...'s Medicare number?	1470	<input type="checkbox"/> Yes - Mark Reminder Card, item 2 <input type="checkbox"/> No
d.	Medicare has an optional feature which costs extra and helps pay for doctor bills. Does ...'s Medicare help pay for doctor bills?	1472	<input type="checkbox"/> Yes <input type="checkbox"/> No <input type="checkbox"/> DK
CHECK ITEM R23	Refer to Control Card item 27. Is ... the designated parent or guardian of children under 18 who live in this household?	1474	<input type="checkbox"/> Yes - SKIP to Check Item R26 <input type="checkbox"/> No
CHECK ITEM R24	Is ... 18 years of age or over?	1476	<input type="checkbox"/> Yes <input type="checkbox"/> No - SKIP to 27a
CHECK ITEM R25	Is ISS code "27" (Food stamps) listed in the Income Roster (item 11b, page 6)?	1478	<input type="checkbox"/> Yes - SKIP to Check Item R26 <input type="checkbox"/> No
24.	Was ... authorized to receive food stamps at any time during the 4-month period? (An	1480	<input type="checkbox"/> Yes - Mark "27" on ISS <input type="checkbox"/> No

Section 1 -- LABOR FORCE AND RECIPIENCY (Continued)			
CHECK ITEM R25	Interview status of ...'s spouse	1482	1 <input type="checkbox"/> No spouse in household 2 <input type="checkbox"/> Interview for spouse not yet conducted 3 <input type="checkbox"/> Interview for spouse already conducted -- SKIP to Check Item R27
25a.	(Other than what we have already mentioned) During the 4-month period, did ... receive any (other) welfare (such as AFDC, WIC, or General Assistance) (for ... or ...'s children)? (Exclude energy assistance.)	1484	1 <input type="checkbox"/> Yes 2 <input type="checkbox"/> No -- SKIP to Check Item R27
b.	What kind of welfare did ... receive? Anything else? Mark (X) all that apply.	1488 1490 1492 1494 1498	1 <input type="checkbox"/> AFDC -- Mark "20" on ISS 2 <input type="checkbox"/> General Assistance or General Relief -- Mark "21" on ISS 3 <input type="checkbox"/> Indian, Cuban or Refugee Assistance -- Mark "22" on ISS 4 <input type="checkbox"/> Foster Child Care -- Mark "23" on ISS 5 <input type="checkbox"/> WIC -- Mark "25" on ISS 6 <input type="checkbox"/> Other or DK -- Specify and enter code from Income source list. If income type not listed or "DK", enter code "24" -- Mark ISS
CHECK ITEM R26	Is "Medicaid" marked for ... on cc Item 47?	1500	1 <input type="checkbox"/> Yes -- SKIP to 26b 2 <input type="checkbox"/> No
26a.	(Refer to FLASHCARD M for Medicaid name.) During the 4-month period was ... covered by (Use local name for Medicaid) or another public assistance program that pays for medical care?	1502	1 <input type="checkbox"/> Yes -- Mark "173" on ISS } SKIP to Check Item R28 2 <input type="checkbox"/> No
b.	(Refer to FLASHCARD M for Medicaid name.) According to our last visit, ... was covered by (Use local name for Medicaid). Was ... covered by it at any time during the 4-month period?	1504	1 <input type="checkbox"/> Yes -- Mark "173" on ISS 2 <input type="checkbox"/> No
CHECK ITEM R28	Refer to Control Card Item 27. Is ... the designated parent or guardian of children under 19 who live in this household?	1506	1 <input type="checkbox"/> Yes 2 <input type="checkbox"/> No -- SKIP to Check Item R29
26c.	Were any of ...'s children (under 18) covered by (Use local name for Medicaid)?	1508	1 <input type="checkbox"/> Yes 2 <input type="checkbox"/> No -- SKIP to Check Item R29
d.	Which children were covered?	1510	1 <input type="checkbox"/> All children OR
	Person ID	1512	Name
		1514	
		1516	
		1518	
		1520	
CHECK ITEM R29	Was ... or ...'s children (under 18) covered by Medicaid?	1524	1 <input type="checkbox"/> Yes 2 <input type="checkbox"/> No -- SKIP to 27a
26e.	Was (.../and) ...'s children) covered during the entire 4-month period?	1526	1 <input type="checkbox"/> Yes SKIP to 27a 2 <input type="checkbox"/> No
f.	In which months was (.../and) ...'s children) covered? Mark (X) all that apply.	1528 1530 1532 1534	1 <input type="checkbox"/> Last month 2 <input type="checkbox"/> 2 months ago 3 <input type="checkbox"/> 3 months ago 4 <input type="checkbox"/> 4 months ago
NOTES			

Section 1 — LABOR FORCE AND RECIPIENCY (Continued)

<p>27B. During the 4-month period, did ... have group or individual health insurance in ...'s own name? (Exclude Medicaid, Medicare, CHAMPUS, CHAMPVA and plans paying benefits only for accidents or specific diseases.)</p> <p>ASK OR VERIFY —</p>	<p>1536 1 <input type="checkbox"/> Yes — SKIP to 27c 2 <input type="checkbox"/> No</p>																					
<p>b. Was ... covered by a health insurance plan in somebody else's name?</p>	<p>1537 1 <input type="checkbox"/> Yes } SKIP to Check Item R30 2 <input type="checkbox"/> No }</p>																					
<p>c. Did ... have a health insurance plan during the entire 4-month period?</p>	<p>1538 1 <input type="checkbox"/> Yes — SKIP to 27e 2 <input type="checkbox"/> No</p>																					
<p>d. In which months did ... have a plan? Mark (X) all that apply.</p>	<p>1540 1 <input type="checkbox"/> Last month 1541 2 <input type="checkbox"/> 2 months ago 1544 3 <input type="checkbox"/> 3 months ago 1546 4 <input type="checkbox"/> 4 months ago</p>																					
<p>e. Did ... have a health plan provided through an employer or union (or through a former employer or a pension plan)?</p>	<p>1548 1 <input type="checkbox"/> Yes 2 <input type="checkbox"/> No — SKIP to 27g</p>																					
<p>f. Did the employer or union (former employer or pension plan) pay for part or all of the cost of this plan?</p>	<p>1550 1 <input type="checkbox"/> All 2 <input type="checkbox"/> Part 3 <input type="checkbox"/> None</p>																					
<p>g. Was this an individual plan or a family plan?</p>	<p>1552 1 <input type="checkbox"/> Individual — SKIP to Check Item R30 2 <input type="checkbox"/> Family</p>																					
<p>h. Did ...'s health plan cover all the persons living here?</p>	<p>1554 1 <input type="checkbox"/> Yes — SKIP to Check Item R32 2 <input type="checkbox"/> No</p>																					
<p>i. Other than ... which persons in this household were covered by ...'s plan?</p>	<table style="width:100%; border-collapse: collapse;"> <thead> <tr> <th style="width:10%;"></th> <th style="width:15%;">Person No.</th> <th style="width:75%;">Name</th> </tr> </thead> <tbody> <tr> <td>1556</td> <td><input type="text"/></td> <td><input type="text"/></td> </tr> <tr> <td>1558</td> <td><input type="text"/></td> <td><input type="text"/></td> </tr> <tr> <td>1560</td> <td><input type="text"/></td> <td><input type="text"/></td> </tr> <tr> <td>1562</td> <td><input type="text"/></td> <td><input type="text"/></td> </tr> <tr> <td>1564</td> <td><input type="text"/></td> <td><input type="text"/></td> </tr> <tr> <td>1566</td> <td colspan="2">3 <input type="checkbox"/> None</td> </tr> </tbody> </table>		Person No.	Name	1556	<input type="text"/>	<input type="text"/>	1558	<input type="text"/>	<input type="text"/>	1560	<input type="text"/>	<input type="text"/>	1562	<input type="text"/>	<input type="text"/>	1564	<input type="text"/>	<input type="text"/>	1566	3 <input type="checkbox"/> None	
	Person No.	Name																				
1556	<input type="text"/>	<input type="text"/>																				
1558	<input type="text"/>	<input type="text"/>																				
1560	<input type="text"/>	<input type="text"/>																				
1562	<input type="text"/>	<input type="text"/>																				
1564	<input type="text"/>	<input type="text"/>																				
1566	3 <input type="checkbox"/> None																					
<p>CHECK ITEM R30 Refer to Control Card item 27. Is ... the designated parent or guardian of children under 18 who live in this household?</p>	<p>1568 1 <input type="checkbox"/> Yes 2 <input type="checkbox"/> No — SKIP to Check Item R32</p>																					
<p>CHECK ITEM R31 Have each of these children already been identified as members of a family health insurance plan?</p>	<p>1570 1 <input type="checkbox"/> Yes 2 <input type="checkbox"/> No } SKIP to 27k 3 <input type="checkbox"/> DK }</p>																					
<p>27j. I have recorded that all of ...'s children were covered by a health insurance plan — is that correct?</p>	<p>1572 1 <input type="checkbox"/> Yes — SKIP to Check Item R32 2 <input type="checkbox"/> No</p>																					
<p>k. Were any of (Which of) ...'s children (were) covered by a health insurance plan? (Exclude Medicaid, Medicare, CHAMPUS, CHAMPVA and plans paying benefits only for accidents or specific diseases.)</p>	<p>1574 3 <input type="checkbox"/> All children OR</p> <table style="width:100%; border-collapse: collapse;"> <thead> <tr> <th style="width:10%;"></th> <th style="width:15%;">Person No.</th> <th style="width:75%;">Name</th> </tr> </thead> <tbody> <tr> <td>1576</td> <td><input type="text"/></td> <td><input type="text"/></td> </tr> <tr> <td>1578</td> <td><input type="text"/></td> <td><input type="text"/></td> </tr> <tr> <td>1580</td> <td><input type="text"/></td> <td><input type="text"/></td> </tr> <tr> <td>1582</td> <td><input type="text"/></td> <td><input type="text"/></td> </tr> <tr> <td>1584</td> <td><input type="text"/></td> <td><input type="text"/></td> </tr> <tr> <td>1588</td> <td colspan="2">3 <input type="checkbox"/> None</td> </tr> </tbody> </table>		Person No.	Name	1576	<input type="text"/>	<input type="text"/>	1578	<input type="text"/>	<input type="text"/>	1580	<input type="text"/>	<input type="text"/>	1582	<input type="text"/>	<input type="text"/>	1584	<input type="text"/>	<input type="text"/>	1588	3 <input type="checkbox"/> None	
	Person No.	Name																				
1576	<input type="text"/>	<input type="text"/>																				
1578	<input type="text"/>	<input type="text"/>																				
1580	<input type="text"/>	<input type="text"/>																				
1582	<input type="text"/>	<input type="text"/>																				
1584	<input type="text"/>	<input type="text"/>																				
1588	3 <input type="checkbox"/> None																					
<p>CHECK Are any assets listed in the Asset</p>	<p>1588 1 <input type="checkbox"/> Yes</p>																					

Section 1 - LABOR FORCE AND RECEIPIENCY (Continued)

28a. According to the information we obtained last time, ... had (Read asset types in 28b, column (2)) during (8 months ago) through (5 months ago). Was this information recorded correctly?

- 1899 1 Yes
 2 No - Resolve problems and make appropriate entries in 28b, column (5) } ASK 28c

b. ASSET ROSTER

Line No. (1)	Asset type (2)	Asset code (3)	This reference period (4)		Previous reference period (5)	
			1 <input type="checkbox"/> Yes - Mark ISS 2 <input type="checkbox"/> No	1 <input type="checkbox"/> Yes - Mark ISS 2 <input type="checkbox"/> No	Should not have been listed 1 <input type="checkbox"/>	Was not listed and should have been 2 <input type="checkbox"/>
1		1590	1597	1597	1597	
2		1594	1596	1596	1597	
3		1598	1600	1601	1601	
4		1602	1604	1605	1605	
5		1608	1609	1609	1609	
6		1610	1612	1613	1613	
7		1614	1618	1617	1617	
8		1618	1620	1621	1621	

c. During the past 4 months, that is _____ and _____, ... still own (have) (Read assets in 28b, column (2))?

MARK (X) APPROPRIATE BOX IN ITEM 28b, COLUMN (4) FOR EACH ASSET TYPE LISTED

29a. (In addition to the assets we have already mentioned) During the 4-month period did ... have any (other) kinds of assets which earn interest or bring in money, such as the ones shown on this card? (SHOW FLASHCARD N.)

- 1822 1 Yes
 2 No
 3 DK } SKIP to Check Item R33
 4 Ref.

b. Which kinds of these assets did ... own? Any others? (Exclude IRA and Keogh accounts)

- 1826 1 Regular or passbook savings accounts - Mark "100" on ISS
 1828 2 Money market deposit accounts - Mark "101" on ISS
 1830 3 Certificates of deposit or other savings certificates - Mark "102" on ISS
 1832 4 NOW, Super NOW, or other interest-earning checking accounts - Mark "103" on ISS
 1834 5 Money market funds - Mark "104" on ISS
 1838 6 U. S. Government securities - Mark "105" on ISS
 1840 7 Municipal or corporate bonds - Mark "106" on ISS
 1842 8 Mortgages - Mark "130" on ISS
 1844 9 U. S. Savings Bonds (E, FF) - Mark "174" on ISS
 1848 10 Other interest-earning assets - Mark "107" on ISS and specify
 1848 11 Stocks or mutual fund shares - Mark "110" on ISS
 1850 12 Rental property - Mark "120" on ISS
 1852 13 Royalties - Mark "140" on ISS
 1854 14 Other financial investments - Mark "150" on ISS and specify

CHECK ITEM R33 Is ... 17 to 49 years of age?

- 1856 1 Yes
 2 No - SKIP to Check Item R36

NOTES



FAMILY AND INCOME

Section 1 – LABOR FORCE AND RECIPIENCY (Continued)

<p>30a. During the past 4 months did . . . attend school beyond the high school level including a college, university, or other school?</p>	<p>1658 <input type="checkbox"/> Yes <input type="checkbox"/> No – SKIP to Check Item R36</p>
<p>b. Were any of . . . 's educational expenses during the past 4 months paid for by the GI Bill, a Pell (BEOG) Grant, a Guaranteed or National Direct Student Loan, or any other type of scholarship or grant?</p>	<p>1660 <input type="checkbox"/> Yes <input type="checkbox"/> No – SKIP to 33</p>
<p>c. What kind of educational assistance did . . . receive? Anything else? Mark (X) all that apply.</p>	<p>1662 <input type="checkbox"/> GI/VEAP Benefits - Mark "40" on the ISS 1664 <input type="checkbox"/> Pell Grant (BEOG) 1668 <input type="checkbox"/> Supplemental Educational Opportunity Grant (SEOG) 1669 <input type="checkbox"/> Other VA Educational Assistance Programs 1670 <input type="checkbox"/> Other scholarship, fellowship, or grant 1672 <input type="checkbox"/> Employer assistance 1674 <input type="checkbox"/> JTPA/CETA training allowance 1676 <input type="checkbox"/> Guaranteed Student Loan (GSL) 1678 <input type="checkbox"/> National Direct Student Loan (NSL)</p> <p style="text-align: right;">} Mark "75" on ISS</p>
<p>31a. What kind of term system does . . . 's school use – semester, trimester, quarter, or something else?</p>	<p>1680 <input type="checkbox"/> Semester <input type="checkbox"/> Trimester <input type="checkbox"/> Quarter <input type="checkbox"/> Other <input checked="" type="checkbox"/> DK</p>
<p>b. How much was . . . 's total tuition and fees for the (semester/trimester/quarter/school term)? (Include all tuition and fees, even if paid completely or in part by the family, a scholarship or a loan.)</p>	<p>1682 \$ <input style="width: 50px;" type="text"/> . <input style="width: 20px;" type="text"/> 00 <input checked="" type="checkbox"/> DK</p>
<p>CHECK ITEM R34 Is "Pell Grant (BEOG)" marked in item 30c?</p>	<p>1684 <input type="checkbox"/> Yes <input type="checkbox"/> No – SKIP to Check Item R35</p>
<p>31c. What was the total amount of . . . 's Pell Grant (BEOG) for the (semester/trimester/quarter/school term)?</p>	<p>1688 \$ <input style="width: 50px;" type="text"/> . <input style="width: 20px;" type="text"/> 00 <input checked="" type="checkbox"/> DK</p>
<p>CHECK ITEM R35 Is box 3, 4, 5 or 6 marked in 30c?</p>	<p>1688 <input type="checkbox"/> Yes <input type="checkbox"/> No – SKIP to 33</p>
<p>32. What was the total amount of . . . 's (Read appropriate types of educational assistance for the (semester/trimester/quarter/school term)?</p>	<p>1690 \$ <input style="width: 50px;" type="text"/> . <input style="width: 20px;" type="text"/> 00 <input checked="" type="checkbox"/> DK</p>
<p>33. Did . . . participate in the Federally funded work-study program at school at any time during the past 4 months?</p>	<p>1692 <input type="checkbox"/> Yes <input type="checkbox"/> No</p>
<p>CHECK ITEM R36 Refer to Control Card, item 26a. What is . . . 's marital status?</p>	<p>1694 <input type="checkbox"/> Married, spouse absent <input type="checkbox"/> Other – SKIP to Check Item R37</p>
<p>ASK OR VERIFY – 34. Is . . . 's spouse in the Armed Forces?</p>	<p>1696 <input type="checkbox"/> Yes <input type="checkbox"/> No</p>
<p>CHECK ITEM R37 Are any income types, assets, "worked" or "other educational assistance" marked on the ISS?</p>	<p>1698 <input type="checkbox"/> Yes <input type="checkbox"/> No – SKIP to 36a</p>
<p>35a. You said that during the 4-month period . . . received income from – (Mention working or other educational assistance if appropriate and read income sources and assets from the ISS.) Is that correct?</p>	<p>1700 <input type="checkbox"/> Yes <input type="checkbox"/> No – Probe and resolve (Make corrections to ISS if necessary)</p>
<p>b. Did . . . receive income from any other source such as financial help from someone outside the household, support payments, payments from the government or anything else?</p>	<p>1702 <input type="checkbox"/> Yes – SKIP to 36b <input type="checkbox"/> No – SKIP to Check Item E1</p>
<p>36a. I have not recorded any sources of income for . . . during the 4-month period. Did . . . receive income from some source we have not covered, such as financial help from someone outside the household, support payments, payments from the government or anything else?</p>	<p>1704 <input type="checkbox"/> Yes <input type="checkbox"/> No – SKIP to Check Item P1, page 45</p>
<p>b. What kind of income did . . . receive? Anything else?</p>	<p>Enter codes from income source list and mark ISS. <input style="width: 100px;" type="text"/> 1706 _____ 1708 _____</p>

•
•
•
•
•

•

Section 2 – EARNINGS AND EMPLOYMENT

CHECK ITEM 1	Is "Worked" marked on the ISS?	1712	<input type="checkbox"/> Yes <input type="checkbox"/> No – SKIP to First ISS Code marked or Check Item P1, page 45
1a.	You said ... worked during the 4-month period. Was ... working for an employer or was ... self-employed? (Include unpaid worker in family business or farm as working for an employer.)	1714	<input type="checkbox"/> Worked for employer only <input type="checkbox"/> Self-employed only – SKIP to Statement B, page 7B <input type="checkbox"/> Both worked for employer and self-employed
b.	How many different employers did ... work for during this 4-month period?	1716	<input type="checkbox"/> 1 employer <input type="checkbox"/> 2 employers <input type="checkbox"/> 3 or more employers
CHECK ITEM 2	Is "Both worked for employer and self-employed" marked in 1a?	1718	<input type="checkbox"/> Yes <input type="checkbox"/> No – SKIP to 2a

STATEMENT A ... worked for an employer and was also self-employed. The first questions will be about ...'s work for an employer.

NOTES

EARNINGS & EMPLOYMENT

Section 2 — EARNINGS AND EMPLOYMENT (Continued)	
Part A1 — EMPLOYER IDENTIFICATION NUMBER 1	
2a. What is the name of the employer for whom . . . worked during this 4-month period? <i>(If . . . worked for more than one employer, enter the employer for whom . . . worked the most hours during the 4-month period or the most recent employer.)</i>	PGM 5 Employer Name 2000 _____ _____ _____
CHECK ITEM E3 Enter employer ID number from co item 42, or if a new employer, enter next available number →	PGM 5 Employer ID No. 2002 <input type="checkbox"/>
2b. What kind of business or industry was (Name of company or business)? For example: TV and radio manufacturing, retail shoe store, State Labor Department, farm.	PGM 5 _____ 2004 _____ _____
c. ASK OR VERIFY — Is it mainly —	PGM 5 1 <input type="checkbox"/> Manufacturing? 2006 2 <input type="checkbox"/> Wholesale Trade? 3 <input type="checkbox"/> Retail Trade? 4 <input type="checkbox"/> Some other kind of business?
d. What kind of work was . . . doing on this job? For example: Electrical engineer, stock clerk, typist, farmer	PGM 5 _____ 2008 _____ _____
e. What were . . . 's main activities or duties? For example: Types, keeps account books, files, calls cars, operates printing press, finishes concrete.	PGM 5 _____ 2010 _____ _____
f. ASK OR VERIFY — Was . . . an employee of —	PGM 5 1 <input type="checkbox"/> A private company or individual? 2012 2 <input type="checkbox"/> Federal government (exclude Armed Forces)? 3 <input type="checkbox"/> State government? 4 <input type="checkbox"/> Local government? 5 <input type="checkbox"/> Armed Forces? 6 <input type="checkbox"/> Unpaid in family business or farm? — SKIP to Check Item E5
3a. ASK OR VERIFY — Was . . . employed by (Name of employer) during the entire 4-month period?	PGM 7 1 <input type="checkbox"/> Yes — SKIP to 4 2014 2 <input type="checkbox"/> No
b. When was . . . employed by (Name of employer) during this 4-month period?	FROM 2016 <input type="text"/> / <input type="text"/> Month 2017 <input type="text"/> / <input type="text"/> Day TO 2020 <input type="text"/> / <input type="text"/> Month 2023 <input type="text"/> / <input type="text"/> Day
4. ASK OR VERIFY — How many hours per week did . . . usually work at this job?	2024 <input type="text"/> / <input type="text"/> Hours x3 <input type="checkbox"/> None x1 <input type="checkbox"/> OK
5. Was . . . paid by the hour on this job?	2028 1 <input type="checkbox"/> Yes 2 <input type="checkbox"/> No — SKIP to 7
6. What was . . . 's regular hourly pay rate at the end of (Read last month or "to" data in item 3b)?	2028 \$ <input type="text"/> / <input type="text"/> x1 <input type="checkbox"/> OK x2 <input type="checkbox"/> Ref. — SKIP to Check Item E5
7. During the 4-month period how often was . . . paid on this job?	2030 1 <input type="checkbox"/> Once a week 2 <input type="checkbox"/> Once each 2 weeks 3 <input type="checkbox"/> Once a month 4 <input type="checkbox"/> Twice a month 5 <input type="checkbox"/> Some other way — Specify _____

Section 2 – EARNINGS AND EMPLOYMENT (Continued)		
Part A1 – EMPLOYER IDENTIFICATION NUMBER 1(Continued)		
<p>8. READ STATEMENT ONLY ONCE PER RESPONDENT</p> <p>The next question is about the pay . . . received from this job during the 4-month period. We need the most accurate figures you can provide. Be sure to include any tips, bonuses, overtime pay, or commissions.</p> <p>What was the total amount of pay that . . . received BEFORE deductions on this job in (Read each month)?</p> <p>FOR MEMBERS OF THE ARMED FORCES – (Be sure to include housing allowances and any other special types of pay.)</p> <p>NOTE: Certain months contain 5 paydays for workers paid weekly and 3 paydays for workers paid every 2 weeks.</p>	<p style="text-align: center;">LAST MONTH</p> <p>2032 \$ <input type="text"/> .00</p> <p>x0 <input type="checkbox"/> None x1 <input type="checkbox"/> DK x2 <input type="checkbox"/> Ref.</p> <hr/> <p style="text-align: center;">2 MONTHS AGO</p> <p>2034 \$ <input type="text"/> .00</p> <p>x1 <input type="checkbox"/> None x1 <input type="checkbox"/> DK x2 <input type="checkbox"/> Ref.</p> <hr/> <p style="text-align: center;">3 MONTHS AGO</p> <p>2036 \$ <input type="text"/> .00</p> <p>x0 <input type="checkbox"/> None x1 <input type="checkbox"/> DK x2 <input type="checkbox"/> Ref.</p> <hr/> <p style="text-align: center;">4 MONTHS AGO</p> <p>2038 \$ <input type="text"/> .00</p> <p>x3 <input type="checkbox"/> None x1 <input type="checkbox"/> DK x2 <input type="checkbox"/> Ref.</p>	<p>INTERVIEWER USE ONLY</p> <p>\$ _____ .00</p> <p>\$ _____ .00</p> <p>\$ _____ .00</p> <p>\$ _____ .00</p> <p>\$ _____ .00</p> <p>Total \$ _____ .00</p> <hr/> <p>\$ _____ .00</p> <p>\$ _____ .00</p> <p>\$ _____ .00</p> <p>\$ _____ .00</p> <p>\$ _____ .00</p> <p>Total \$ _____ .00</p> <hr/> <p>\$ _____ .00</p> <p>\$ _____ .00</p> <p>\$ _____ .00</p> <p>\$ _____ .00</p> <p>\$ _____ .00</p> <p>Total \$ _____ .00</p> <hr/> <p>\$ _____ .00</p> <p>\$ _____ .00</p> <p>\$ _____ .00</p> <p>\$ _____ .00</p> <p>\$ _____ .00</p> <p>Total \$ _____ .00</p>
<p>CHECK ITEM E4</p>	<p>Is "DK" marked in all parts of B?</p>	<p>2040 1 <input type="checkbox"/> Yes 2 <input type="checkbox"/> No – SKIP to Check Item E5</p>
<p>9. (Information about how much . . . received each month is very important to the results of our survey.) If we were to call back later would you (or . . .) be able to provide us with the amounts of pay . . . received in each of these months?</p>	<p>2042 1 <input type="checkbox"/> Yes – Mark Reminder Card, item 3a 2 <input type="checkbox"/> No</p>	<p>CHECK ITEM E5</p>
<p>CHECK ITEM E5</p>	<p>Number of employers in item 1b?</p>	<p>2044 1 <input type="checkbox"/> 1 employer – SKIP to Check Item E8, page 17 2 <input type="checkbox"/> 2 or more employers</p>

Section 2 – EARNINGS AND EMPLOYMENT (Continued)	
Part A2 – EMPLOYER IDENTIFICATION NUMBER 2	
10a. What is the name of the other employer for whom . . . worked during this 4-month period? <i>(If . . . worked for more than one employer, enter the employer for whom . . . worked the second most hours during the 4-month period.)</i>	PGM 8 Employer Name 2100 _____ _____
CHECK ITEM E6 Enter employer ID number from cc item 42, or if a new employer, enter next available ID number →	PGM 9 Employer ID No. 2102 <input type="text"/>
10b. What kind of business or industry was <i>(Name of company or business)</i> ? For example: TV and radio manufacturing, retail shoe store, State Labor Department, farm.	PGM 1 2105 _____ _____
c. ASK OR VERIFY – Is it mainly –	PGM 6 2106 <input type="checkbox"/> 1 Manufacturing? <input type="checkbox"/> 2 Wholesale Trade? <input type="checkbox"/> 3 Retail Trade? <input type="checkbox"/> 4 Some other kind of business?
d. What kind of work was . . . doing on this job? For example: Electrical engineer, stock clerk, typist, farmer	PGM 3 2108 _____ _____
e. What were . . . 's main activities or duties? For example: Types, keeps account books, files, sells cars, operates printing press, finishes concrete.	PGM 3 2110 _____ _____
f. ASK OR VERIFY – Was . . . an employee of –	PGM 8 2112 <input type="checkbox"/> 1 A private company or individual? <input type="checkbox"/> 2 Federal government (exclude Armed Forces)? <input type="checkbox"/> 3 State government? <input type="checkbox"/> 4 Local government? <input type="checkbox"/> 5 Armed Forces? <input type="checkbox"/> 6 Unpaid in family business or farm? – <i>SKIP to Check item E8</i>
11a. ASK OR VERIFY – Was . . . employed by <i>(Name of employer)</i> during the entire 4-month period?	PGM 7 2114 <input type="checkbox"/> 1 Yes – SKIP to 12 <input type="checkbox"/> 2 No
b. When was . . . employed by <i>(Name of employer)</i> during this 4-month period?	FROM 2118 <input type="text"/> Month 2119 <input type="text"/> Day TO 2120 <input type="text"/> Month 2122 <input type="text"/> Day
12. ASK OR VERIFY – How many hours per week did . . . usually work at this job?	2124 <input type="text"/> Hours <input type="checkbox"/> x2 None <input type="checkbox"/> x1 DK
13. Was . . . paid by the hour on this job?	2126 <input type="checkbox"/> 1 Yes <input type="checkbox"/> 2 No – SKIP to 15
14. What was . . . 's regular hourly pay rate at the end of <i>(Read last month or "to" date in item 11b)</i> ?	2128 <input type="text"/> \$ <input type="text"/> . <input type="text"/> <input type="checkbox"/> x1 DK <input type="checkbox"/> x2 Ref. – SKIP to Check item E8
15. During the 4-month period how often was . . . paid on this job?	2130 <input type="checkbox"/> 1 Once a week <input type="checkbox"/> 2 Once each 2 weeks <input type="checkbox"/> 3 Once a month <input type="checkbox"/> 4 Twice a month <input type="checkbox"/> 5 Some other way – Specify

Section 2 – EARNINGS AND EMPLOYMENT (Continued)		
Part A2 – EMPLOYER IDENTIFICATION NUMBER 2 (Continued)		
<p>16. READ STATEMENT ONLY ONCE PER RESPONDENT</p> <p>The next question is about the pay . . . received from this job during the 4-month period. We need the most accurate figures you can provide. Be sure to include any tips, bonuses, overtime pay, or commissions.</p> <p>What was the total amount of pay that . . . received BEFORE deductions on this job in (Read each month)?</p> <p>FOR MEMBERS OF THE ARMED FORCES – (Be sure to include housing allowances and any other special types of pay.)</p> <p>NOTE: Certain months contain 5 paydays for workers paid weekly and 3 paydays for workers paid every 2 weeks.</p>	<p style="text-align: center;">LAST MONTH</p> <p>2132 \$ <input style="width: 60px;" type="text"/> <input style="width: 30px;" type="text"/></p> <p>x3 <input type="checkbox"/> None x1 <input type="checkbox"/> DK x2 <input type="checkbox"/> Ref.</p>	<p>INTERVIEWER USE ONLY</p> <p>\$ _____ .00</p> <p>\$ _____ .00</p> <p>\$ _____ .00</p> <p>\$ _____ .00</p> <p>\$ _____ .00</p> <p>Total \$ _____ .00</p>
<p style="text-align: center;">★</p>	<p style="text-align: center;">2 MONTHS AGO</p> <p>2134 \$ <input style="width: 60px;" type="text"/> <input style="width: 30px;" type="text"/></p> <p>x3 <input type="checkbox"/> None x1 <input type="checkbox"/> DK x2 <input type="checkbox"/> Ref.</p>	<p>\$ _____ .00</p> <p>\$ _____ .00</p> <p>\$ _____ .00</p> <p>\$ _____ .00</p> <p>\$ _____ .00</p> <p>Total \$ _____ .00</p>
	<p style="text-align: center;">3 MONTHS AGO</p> <p>2136 \$ <input style="width: 60px;" type="text"/> <input style="width: 30px;" type="text"/></p> <p>x3 <input type="checkbox"/> None x1 <input type="checkbox"/> DK x2 <input type="checkbox"/> Ref.</p>	<p>\$ _____ .00</p> <p>\$ _____ .00</p> <p>\$ _____ .00</p> <p>\$ _____ .00</p> <p>\$ _____ .00</p> <p>Total \$ _____ .00</p>
	<p style="text-align: center;">4 MONTHS AGO</p> <p>2138 \$ <input style="width: 60px;" type="text"/> <input style="width: 30px;" type="text"/></p> <p>x3 <input type="checkbox"/> None x1 <input type="checkbox"/> DK x2 <input type="checkbox"/> Ref.</p>	<p>\$ _____ .00</p> <p>\$ _____ .00</p> <p>\$ _____ .00</p> <p>\$ _____ .00</p> <p>\$ _____ .00</p> <p>Total \$ _____ .00</p>
<p>CHECK ITEM E7 Is "DK" marked in all parts of 16?</p>	<p>2140 <input type="checkbox"/> Yes <input type="checkbox"/> No – SKIP to Check Item EB</p>	
<p>17. (Information about how much . . . received each month is very important to the results of our survey.) If we were to call back later would you (or . . .) be able to provide us with the amounts of pay . . . received in each of these months?</p>	<p>2142 <input type="checkbox"/> Yes – Mark Reminder Card, item 3b <input type="checkbox"/> No</p>	
<p>CHECK ITEM EB Is "Both worked for employer and self-employed" marked in</p>	<p>2144 <input type="checkbox"/> Yes – Read Statement B <input type="checkbox"/> No – SKIP to first (SS Code a: Check Item P1).</p>	

Section 2 – EARNINGS AND EMPLOYMENT (Continued)													
Part B1 – SELF-EMPLOYMENT IDENTIFICATION NUMBER 1													
STATEMENT B You said . . . was (also) self-employed during this 4-month period.													
1 a. What was the name of . . . 's business/professional practice/farm?	<table border="1" style="width:100%; border-collapse: collapse;"> <tr> <td style="width:10%; text-align: center;">PGM 1</td> <td>Business name</td> </tr> <tr> <td style="text-align: center;">2200</td> <td>_____</td> </tr> <tr> <td style="text-align: center;"> </td> <td>_____</td> </tr> <tr> <td style="text-align: center;"> </td> <td>_____</td> </tr> </table>	PGM 1	Business name	2200	_____		_____		_____				
PGM 1	Business name												
2200	_____												

CHECK ITEM 51 Enter business ID number from cc item 43, or if a new business enter the next available ID number →	<table border="1" style="width:100%; border-collapse: collapse;"> <tr> <td style="width:10%; text-align: center;">PGM 2</td> <td>Business ID No.</td> </tr> <tr> <td style="text-align: center;">2202</td> <td><input type="checkbox"/></td> </tr> </table>	PGM 2	Business ID No.	2202	<input type="checkbox"/>								
PGM 2	Business ID No.												
2202	<input type="checkbox"/>												
1 b. What kind of business was this?	<table border="1" style="width:100%; border-collapse: collapse;"> <tr> <td style="width:10%; text-align: center;">PGM 3</td> <td>_____</td> </tr> <tr> <td style="text-align: center;">2203</td> <td>_____</td> </tr> </table>	PGM 3	_____	2203	_____								
PGM 3	_____												
2203	_____												
ASK OR VERIFY – c. Is it mainly –	<table border="1" style="width:100%; border-collapse: collapse;"> <tr> <td style="width:10%; text-align: center;">PGM 4</td> <td> <input type="checkbox"/> Manufacturing? <input type="checkbox"/> Wholesale Trade? <input type="checkbox"/> Retail Trade? <input type="checkbox"/> Some other kind of business? </td> </tr> <tr> <td style="text-align: center;">2204</td> <td>_____</td> </tr> </table>	PGM 4	<input type="checkbox"/> Manufacturing? <input type="checkbox"/> Wholesale Trade? <input type="checkbox"/> Retail Trade? <input type="checkbox"/> Some other kind of business?	2204	_____								
PGM 4	<input type="checkbox"/> Manufacturing? <input type="checkbox"/> Wholesale Trade? <input type="checkbox"/> Retail Trade? <input type="checkbox"/> Some other kind of business?												
2204	_____												
d. What kind of work was . . . doing?	<table border="1" style="width:100%; border-collapse: collapse;"> <tr> <td style="width:10%; text-align: center;">PGM 5</td> <td>_____</td> </tr> <tr> <td style="text-align: center;">2205</td> <td>_____</td> </tr> </table>	PGM 5	_____	2205	_____								
PGM 5	_____												
2205	_____												
e. What were . . . 's most important activities or duties?	<table border="1" style="width:100%; border-collapse: collapse;"> <tr> <td style="width:10%; text-align: center;">PGM 6</td> <td>_____</td> </tr> <tr> <td style="text-align: center;">2210</td> <td>_____</td> </tr> </table>	PGM 6	_____	2210	_____								
PGM 6	_____												
2210	_____												
ASK OR VERIFY – f. How many hours per week did . . . usually work at this business?	<table border="1" style="width:100%; border-collapse: collapse;"> <tr> <td style="width:10%; text-align: center;">PGM 7</td> <td> <table border="1" style="width:100%; border-collapse: collapse;"> <tr> <td style="width:10%; text-align: center;">2212</td> <td><input type="text"/> <input type="text"/> Hours</td> </tr> <tr> <td style="text-align: center;">x2</td> <td><input type="checkbox"/> None</td> </tr> <tr> <td style="text-align: center;">x1</td> <td><input type="checkbox"/> DK</td> </tr> </table> </td> </tr> </table>	PGM 7	<table border="1" style="width:100%; border-collapse: collapse;"> <tr> <td style="width:10%; text-align: center;">2212</td> <td><input type="text"/> <input type="text"/> Hours</td> </tr> <tr> <td style="text-align: center;">x2</td> <td><input type="checkbox"/> None</td> </tr> <tr> <td style="text-align: center;">x1</td> <td><input type="checkbox"/> DK</td> </tr> </table>	2212	<input type="text"/> <input type="text"/> Hours	x2	<input type="checkbox"/> None	x1	<input type="checkbox"/> DK				
PGM 7	<table border="1" style="width:100%; border-collapse: collapse;"> <tr> <td style="width:10%; text-align: center;">2212</td> <td><input type="text"/> <input type="text"/> Hours</td> </tr> <tr> <td style="text-align: center;">x2</td> <td><input type="checkbox"/> None</td> </tr> <tr> <td style="text-align: center;">x1</td> <td><input type="checkbox"/> DK</td> </tr> </table>	2212	<input type="text"/> <input type="text"/> Hours	x2	<input type="checkbox"/> None	x1	<input type="checkbox"/> DK						
2212	<input type="text"/> <input type="text"/> Hours												
x2	<input type="checkbox"/> None												
x1	<input type="checkbox"/> DK												
2. Do you think that the gross earnings of this business will be \$1,000 or more during the next 12 months? <i>Gross earnings include sales and receipts before expenses.</i>	<table border="1" style="width:100%; border-collapse: collapse;"> <tr> <td style="width:10%; text-align: center;">2214</td> <td> <input type="checkbox"/> Yes <input type="checkbox"/> No – SKIP to 10 <input type="checkbox"/> DK </td> </tr> </table>	2214	<input type="checkbox"/> Yes <input type="checkbox"/> No – SKIP to 10 <input type="checkbox"/> DK										
2214	<input type="checkbox"/> Yes <input type="checkbox"/> No – SKIP to 10 <input type="checkbox"/> DK												
CHECK ITEM 52 Have questions 3–5b already been answered for this business by another household member?	<table border="1" style="width:100%; border-collapse: collapse;"> <tr> <td style="width:10%; text-align: center;">2216</td> <td> <input type="checkbox"/> Yes – SKIP to 6a <input type="checkbox"/> No </td> </tr> </table>	2216	<input type="checkbox"/> Yes – SKIP to 6a <input type="checkbox"/> No										
2216	<input type="checkbox"/> Yes – SKIP to 6a <input type="checkbox"/> No												
3. What was the total number of employees working for this business? Be sure to include . . . <i>Enter 999 if 1,000 or more employees.</i>	<table border="1" style="width:100%; border-collapse: collapse;"> <tr> <td style="width:10%; text-align: center;">2218</td> <td> <table border="1" style="width:100%; border-collapse: collapse;"> <tr> <td style="width:10%; text-align: center;"> </td> <td style="width:10%; text-align: center;"> </td> <td style="width:10%; text-align: center;"> </td> <td>Employees</td> </tr> <tr> <td style="text-align: center;">x1</td> <td colspan="3"><input type="checkbox"/> DK</td> </tr> </table> </td> </tr> </table>	2218	<table border="1" style="width:100%; border-collapse: collapse;"> <tr> <td style="width:10%; text-align: center;"> </td> <td style="width:10%; text-align: center;"> </td> <td style="width:10%; text-align: center;"> </td> <td>Employees</td> </tr> <tr> <td style="text-align: center;">x1</td> <td colspan="3"><input type="checkbox"/> DK</td> </tr> </table>				Employees	x1	<input type="checkbox"/> DK				
2218	<table border="1" style="width:100%; border-collapse: collapse;"> <tr> <td style="width:10%; text-align: center;"> </td> <td style="width:10%; text-align: center;"> </td> <td style="width:10%; text-align: center;"> </td> <td>Employees</td> </tr> <tr> <td style="text-align: center;">x1</td> <td colspan="3"><input type="checkbox"/> DK</td> </tr> </table>				Employees	x1	<input type="checkbox"/> DK						
			Employees										
x1	<input type="checkbox"/> DK												
4 a. Was . . . 's business incorporated?	<table border="1" style="width:100%; border-collapse: collapse;"> <tr> <td style="width:10%; text-align: center;">2220</td> <td> <input type="checkbox"/> Yes – SKIP to 5a <input type="checkbox"/> No </td> </tr> </table>	2220	<input type="checkbox"/> Yes – SKIP to 5a <input type="checkbox"/> No										
2220	<input type="checkbox"/> Yes – SKIP to 5a <input type="checkbox"/> No												
b. Was . . . 's business a sole proprietorship or a partnership?	<table border="1" style="width:100%; border-collapse: collapse;"> <tr> <td style="width:10%; text-align: center;">2222</td> <td> <input type="checkbox"/> Sole proprietorship – SKIP to 6a <input type="checkbox"/> Partnership </td> </tr> </table>	2222	<input type="checkbox"/> Sole proprietorship – SKIP to 6a <input type="checkbox"/> Partnership										
2222	<input type="checkbox"/> Sole proprietorship – SKIP to 6a <input type="checkbox"/> Partnership												
5 a. Aside from . . . were any other members of this household owners or partners in this business?	<table border="1" style="width:100%; border-collapse: collapse;"> <tr> <td style="width:10%; text-align: center;">2224</td> <td> <input type="checkbox"/> Yes <input type="checkbox"/> No – SKIP to 6a </td> </tr> </table>	2224	<input type="checkbox"/> Yes <input type="checkbox"/> No – SKIP to 6a										
2224	<input type="checkbox"/> Yes <input type="checkbox"/> No – SKIP to 6a												
b. Which members?	<table border="1" style="width:100%; border-collapse: collapse;"> <thead> <tr> <th style="width:10%;"></th> <th style="width:10%;">Person No.</th> <th style="width:80%;">Name</th> </tr> </thead> <tbody> <tr> <td style="text-align: center;">2225</td> <td><input type="text"/> <input type="text"/> <input type="text"/></td> <td>_____</td> </tr> <tr> <td style="text-align: center;">2226</td> <td><input type="text"/> <input type="text"/> <input type="text"/></td> <td>_____</td> </tr> <tr> <td style="text-align: center;">2227</td> <td><input type="text"/> <input type="text"/> <input type="text"/></td> <td>_____</td> </tr> </tbody> </table>		Person No.	Name	2225	<input type="text"/> <input type="text"/> <input type="text"/>	_____	2226	<input type="text"/> <input type="text"/> <input type="text"/>	_____	2227	<input type="text"/> <input type="text"/> <input type="text"/>	_____
	Person No.	Name											
2225	<input type="text"/> <input type="text"/> <input type="text"/>	_____											
2226	<input type="text"/> <input type="text"/> <input type="text"/>	_____											
2227	<input type="text"/> <input type="text"/> <input type="text"/>	_____											
6 a. Was . . . paid a regular salary from this business during the 4-month period?	<table border="1" style="width:100%; border-collapse: collapse;"> <tr> <td style="width:10%; text-align: center;">2232</td> <td> <input type="checkbox"/> Yes <input type="checkbox"/> No </td> </tr> </table>	2232	<input type="checkbox"/> Yes <input type="checkbox"/> No										
2232	<input type="checkbox"/> Yes <input type="checkbox"/> No												
b. Did . . . receive any (other) income from the business during this 4-month period?	<table border="1" style="width:100%; border-collapse: collapse;"> <tr> <td style="width:10%; text-align: center;">2234</td> <td> <input type="checkbox"/> Yes <input type="checkbox"/> No </td> </tr> </table>	2234	<input type="checkbox"/> Yes <input type="checkbox"/> No										
2234	<input type="checkbox"/> Yes <input type="checkbox"/> No												
CHECK ITEM 53 Is "Yes" marked in either item 6a or 6b?	<table border="1" style="width:100%; border-collapse: collapse;"> <tr> <td style="width:10%; text-align: center;">2236</td> <td> <input type="checkbox"/> Yes <input type="checkbox"/> No </td> </tr> </table>	2236	<input type="checkbox"/> Yes <input type="checkbox"/> No										
2236	<input type="checkbox"/> Yes <input type="checkbox"/> No												


.....

Section 2 — EARNINGS AND EMPLOYMENT (Continued)		
Part B1 — SELF-EMPLOYMENT IDENTIFICATION NUMBER 1 (Continued)		
<p>7. READ STATEMENT ONLY ONCE PER RESPONDENT.</p> <p>The next question is about the income . . . received from this business during the 4-month period. We need the most accurate figures you can provide.</p> <p>What was the total amount of income that . . . received from this business in (Read each month)?</p> <p style="text-align: center;">★</p>	<p>LAST MONTH</p> <p>2238 \$ <input type="text"/> .00</p> <p>x3 <input type="checkbox"/> None x1 <input type="checkbox"/> DK x2 <input type="checkbox"/> Ref.</p>	<p>INTERVIEWER USE ONLY</p> <p>\$.00</p> <p>\$.00</p> <p>\$.00</p> <p>\$.00</p> <p>TOTAL \$.00</p>
	<p>2 MONTHS AGO</p> <p>2240 \$ <input type="text"/> .00</p> <p>x3 <input type="checkbox"/> None x1 <input type="checkbox"/> DK x2 <input type="checkbox"/> Ref.</p>	<p>\$.00</p> <p>\$.00</p> <p>\$.00</p> <p>\$.00</p> <p>TOTAL \$.00</p>
	<p>3 MONTHS AGO</p> <p>2241 \$ <input type="text"/> .00</p> <p>x3 <input type="checkbox"/> None x1 <input type="checkbox"/> DK x2 <input type="checkbox"/> Ref.</p>	<p>\$.00</p> <p>\$.00</p> <p>\$.00</p> <p>\$.00</p> <p>TOTAL \$.00</p>
	<p>4 MONTHS AGO</p> <p>2242 \$ <input type="text"/> .00</p> <p>x3 <input type="checkbox"/> None x1 <input type="checkbox"/> DK x2 <input type="checkbox"/> Ref.</p>	<p>\$.00</p> <p>\$.00</p> <p>\$.00</p> <p>\$.00</p> <p>TOTAL \$.00</p>
	<p>CHECK ITEM S4 Is "DK" marked in all parts of 7?</p> <p>2246 1 <input type="checkbox"/> Yes 2 <input type="checkbox"/> No — SKIP to Check Item S5</p>	
<p>8. (Information about how much . . . received each month is very important to the results of our survey.) If we were to call back later would you (or . . .) be able to provide us with the amounts of income . . . received in each of these months?</p>	<p>2248 1 <input type="checkbox"/> Yes — Mark Reminder Card, item 4a 2 <input type="checkbox"/> No</p>	
<p>CHECK ITEM S5 Refer to item 4a, page 18. Is this business incorporated?</p>	<p>2260 1 <input type="checkbox"/> Yes — SKIP to 11 2 <input type="checkbox"/> No</p>	
<p>CHECK ITEM S6 Has information about the net profit (or loss) for this business already been obtained by another household member?</p>	<p>2252 1 <input type="checkbox"/> Yes — SKIP to 11 2 <input type="checkbox"/> No</p>	
<p>9a. We would also appreciate an estimate of the net profit (or loss), that is, the difference between gross receipts and expenses for this 4-month period. Can you give me an estimate of the net profit (or loss) during the 4-month period?</p>	<p>2254 1 <input type="checkbox"/> Yes 2 <input type="checkbox"/> No — SKIP to 17</p>	
<p>b. What was the net profit (or loss) from this business during the 4-month period?</p>	<p>2268 \$ <input type="text"/> .00</p> <p>2258 x4 <input type="checkbox"/> Loss in amount box — If "Broke even," mark #1 in box.</p>	} SKIP to 17
<p>10. About how much did . . . earn from this business after expenses during the 4-month period?</p>	<p>2285 \$ <input type="text"/> .00</p> <p>x3 <input type="checkbox"/> None x1 <input type="checkbox"/> DK x2 <input type="checkbox"/> Ref.</p>	
<p>11. Was . . . self-employed in any other business (professional practice/farm) during the 4-month</p>	<p>2282 1 <input type="checkbox"/> Yes 2 <input type="checkbox"/> No — SKIP to first ISS Code or Check</p>	



Section 2 – EARNINGS AND EMPLOYMENT (Continued)													
Part B2 – SELF-EMPLOYMENT IDENTIFICATION NUMBER 2													
12a. What was the name of ...'s other business/professional practice/farm?	PGM 8 Business name 2300 _____ _____ _____												
CHECK ITEM S7 Enter business ID number from cc item 43, or if a new business, enter the next available ID number →	PGM 8 Business ID No. 2302 _____												
12b. What kind of business was this?	PGM 8 2304 _____												
ASK OR VERIFY -- c. Is it mainly --	PGM 8 <input type="checkbox"/> Manufacturing? <input type="checkbox"/> Wholesale Trade? <input type="checkbox"/> Retail Trade? <input type="checkbox"/> Some other kind of business?												
d. What kind of work was ... doing?	PGM 8 2306 _____												
e. What were ...'s most important activities or duties?	PGM 8 2310 _____ _____ _____												
f. How many hours per week did ... usually work at this business?	PGM 7 2312 <input type="text"/> <input type="text"/> Hours x3 <input type="checkbox"/> None x1 <input type="checkbox"/> DK												
13. Do you think that the gross earnings of this business will be \$1,000 or more during the next 12 months? <i>Gross earnings include sales and receipts before expenses.</i>	2314 <input type="checkbox"/> Yes <input type="checkbox"/> No – SKIP to 21 x1 <input type="checkbox"/> DK												
CHECK ITEM S8 Have questions 14–16b already been answered for this business by another household member?	2316 <input type="checkbox"/> Yes – SKIP to 17a <input type="checkbox"/> No												
14. What was the total number of employees working for this business? Be sure to include ... <i>Enter 999 if 1,000 or more employees.</i>	2318 <input type="text"/> <input type="text"/> <input type="text"/> Employees x1 <input type="checkbox"/> DK												
15a. Was ...'s business incorporated?	2320 <input type="checkbox"/> Yes – SKIP to 16a <input type="checkbox"/> No												
b. Was ...'s business a sole proprietorship or a partnership?	2322 <input type="checkbox"/> Sole proprietorship – SKIP to 17a <input type="checkbox"/> Partnership												
16a. Aside from ... were any other members of this household owners or partners in this business?	2324 <input type="checkbox"/> Yes <input type="checkbox"/> No – SKIP to 17a												
b. Which members?	<table style="width: 100%; border-collapse: collapse;"> <thead> <tr> <th style="width: 10%;"></th> <th style="width: 40%;">Person No.</th> <th style="width: 50%;">Name</th> </tr> </thead> <tbody> <tr> <td>2326</td> <td><input type="text"/> <input type="text"/> <input type="text"/></td> <td>_____</td> </tr> <tr> <td>2327</td> <td><input type="text"/> <input type="text"/> <input type="text"/></td> <td>_____</td> </tr> <tr> <td>2330</td> <td><input type="text"/> <input type="text"/> <input type="text"/></td> <td>_____</td> </tr> </tbody> </table>		Person No.	Name	2326	<input type="text"/> <input type="text"/> <input type="text"/>	_____	2327	<input type="text"/> <input type="text"/> <input type="text"/>	_____	2330	<input type="text"/> <input type="text"/> <input type="text"/>	_____
	Person No.	Name											
2326	<input type="text"/> <input type="text"/> <input type="text"/>	_____											
2327	<input type="text"/> <input type="text"/> <input type="text"/>	_____											
2330	<input type="text"/> <input type="text"/> <input type="text"/>	_____											
17a. Was ... paid a regular salary from this business during the 4-month period?	2332 <input type="checkbox"/> Yes <input type="checkbox"/> No												
b. Did ... receive any (other) income from the business during this 4-month period?	2334 <input type="checkbox"/> Yes <input type="checkbox"/> No												
CHECK ITEM S9 Is "Yes" marked in either item 17a or 17b?	2336 <input type="checkbox"/> Yes <input type="checkbox"/> No – SKIP to Check item C11												

Section 2 - EARNINGS AND EMPLOYMENT (Continued)		
Part B2 - SELF-EMPLOYMENT IDENTIFICATION NUMBER 2 (Continued)		
<p>18. READ STATEMENT ONLY ONCE PER RESPONDENT</p> <p>The next question is about the income . . . received from this business during the 4-month period. We need the most accurate figures you can provide.</p> <p>What was the total amount of income that . . . received from this business in (read each month)?</p> <p style="text-align: right;">★</p>	<p>LAST MONTH</p> <p>2338 \$ <input type="text"/> .00</p> <p>x3 <input type="checkbox"/> None x1 <input type="checkbox"/> DK x2 <input type="checkbox"/> Ref.</p>	<p>INTERVIEWER USE ONLY</p> <p>\$.00</p> <p>\$.00</p> <p>\$.00</p> <p>\$.00</p> <p>TOTAL \$.00</p>
	<p>2 MONTHS AGO</p> <p>2340 \$ <input type="text"/> .00</p> <p>x3 <input type="checkbox"/> None x1 <input type="checkbox"/> DK x2 <input type="checkbox"/> Ref.</p>	<p>\$.00</p> <p>\$.00</p> <p>\$.00</p> <p>\$.00</p> <p>TOTAL \$.00</p>
	<p>3 MONTHS AGO</p> <p>2342 \$ <input type="text"/> .00</p> <p>x3 <input type="checkbox"/> None x1 <input type="checkbox"/> DK x2 <input type="checkbox"/> Ref.</p>	<p>\$.00</p> <p>\$.00</p> <p>\$.00</p> <p>\$.00</p> <p>TOTAL \$.00</p>
	<p>4 MONTHS AGO</p> <p>2344 \$ <input type="text"/> .00</p> <p>x3 <input type="checkbox"/> None x1 <input type="checkbox"/> DK x2 <input type="checkbox"/> Ref.</p>	<p>\$.00</p> <p>\$.00</p> <p>\$.00</p> <p>\$.00</p> <p>TOTAL \$.00</p>
	<p>CHECK ITEM S10 Is "DK" marked in all parts of 18?</p>	<p>2346</p> <p>1 <input type="checkbox"/> Yes 2 <input type="checkbox"/> No - SKIP to Check Item S11</p>
<p>19. (Information about how much . . . received each month is very important to the results of our survey.) If we were to call back later would you (or . . .) be able to provide us with the amounts of income . . . received in each of these months?</p>	<p>2348</p> <p>1 <input type="checkbox"/> Yes - Mark Reminder Card, item 4b 2 <input type="checkbox"/> No</p>	
<p>CHECK ITEM S11 Refer to item 15a, page 20. Is this business incorporated?</p>	<p>2350</p> <p>1 <input type="checkbox"/> Yes - SKIP to first ISS Code or Check Item P1, page 45 2 <input type="checkbox"/> No</p>	
<p>CHECK ITEM S12 Has information about the net profit (or loss) for this business already been obtained by another household member?</p>	<p>2352</p> <p>1 <input type="checkbox"/> Yes - SKIP to first ISS Code or Check Item P1, page 45 2 <input type="checkbox"/> No</p>	
<p>20a. We would also appreciate an estimate of the net profit (or loss), that is, the difference between gross receipts and expenses for this 4-month period. Can you give me an estimate of the net profit (or loss) during the 4-month period?</p>	<p>2364</p> <p>1 <input type="checkbox"/> Yes 2 <input type="checkbox"/> No - SKIP to first ISS Code or Check Item P1, page 45</p>	
<p>b. What was the net profit (or loss) from this business during the 4-month period?</p>	<p>2368 \$ <input type="text"/> .00</p> <p>2369 x3 <input type="checkbox"/> Loss in amount box - If "Broke even," mark \$1 in box.</p>	<p>SKIP to first ISS Code or Check Item P1, page 45</p>
<p>21. About how much did . . . earn from this business after expenses during the 4-month period?</p>	<p>2370 \$ <input type="text"/> .00</p> <p>x3 <input type="checkbox"/> None x1 <input type="checkbox"/> DK</p>	<p>SKIP to first ISS Code or Check Item P1, page 45</p>



Section 3 – AMOUNTS

Part A – GENERAL AMOUNTS (ISS Codes 1–59)

<p>1. You said ... received (Read name of income type) during the 4-month period.</p>	<p>Income code Name of income type</p> <p>3000 <input type="text"/> <input type="text"/></p>	
<p>CHECK ITEM A1 Mark (X) income type code.</p>	<p>3002 <input type="checkbox"/> ISS code 1 or 2 (SS or RR) <input type="checkbox"/> ISS code 26 (WIC) – SKIP to 74, page 24 <input type="checkbox"/> ISS code 27 (Food Stamps) – SKIP to 12a, page 24 <input type="checkbox"/> Other ISS codes – SKIP to Check Item A4</p>	
<p>CHECK ITEM A2 Refer to cc item 27. Is ... a designated parent, or guardian of children under age 18?</p>	<p>3004 <input type="checkbox"/> Yes <input type="checkbox"/> No – SKIP to Check Item A3</p>	
<p>2. During this 4-month period, were any separate payments from (Social Security/Railroad Retirement) received especially for the children?</p>	<p>3006 <input type="checkbox"/> Yes <input type="checkbox"/> No – SKIP to Check Item A3</p>	
<p>3. Did ... also receive a separate payment for (himself/herself) during any of these months?</p>	<p>3008 <input type="checkbox"/> Yes <input type="checkbox"/> No – SKIP to 10a</p>	
<p>CHECK ITEM A3 Is ... married?</p>	<p>3010 <input type="checkbox"/> Yes <input type="checkbox"/> No – SKIP to 5a</p>	
<p>4. Did ... receive Social Security (Railroad Retirement) jointly with ...'s spouse?</p>	<p>3012 <input type="checkbox"/> Yes <input type="checkbox"/> No – SKIP to 5a</p>	
<p>CHECK ITEM A4 Has information about the amount received by ... from the income source entered in 1 already been recorded during an interview for ...'s spouse?</p>	<p>3014 <input type="checkbox"/> Yes – SKIP to next ISS Code or Check Item P1, page 45 <input type="checkbox"/> No</p>	
<p>5a. Did ... receive any (Read name of income type) in (Read each month)?</p> <p>NOTE – Some persons receive more than one payment per month for certain income types such as Unemployment Compensation and AFDC.</p>	<p>5b. How much did ... receive in (Read each month marked "Yes" in 5a)? Please answer by giving the total amount each month before any deductions.</p>	
<p>Last month</p>	<p>3016 <input type="checkbox"/> Yes <input type="checkbox"/> No x1 <input type="checkbox"/> DK</p>	<p>3018 \$ <input type="text"/> . <input type="text"/> 00 x1 <input type="checkbox"/> DK x2 <input type="checkbox"/> Ref.</p>
<p>2 months ago</p>	<p>3020 <input type="checkbox"/> Yes <input type="checkbox"/> No x1 <input type="checkbox"/> DK</p>	<p>3022 \$ <input type="text"/> . <input type="text"/> 00 x1 <input type="checkbox"/> DK x2 <input type="checkbox"/> Ref.</p>
<p>3 months ago</p>	<p>3024 <input type="checkbox"/> Yes <input type="checkbox"/> No x1 <input type="checkbox"/> DK</p>	<p>3026 \$ <input type="text"/> . <input type="text"/> 00 x1 <input type="checkbox"/> DK x2 <input type="checkbox"/> Ref.</p>
<p>4 months ago</p>	<p>3028 <input type="checkbox"/> Yes <input type="checkbox"/> No x1 <input type="checkbox"/> DK</p>	<p>3030 \$ <input type="text"/> . <input type="text"/> 00 x1 <input type="checkbox"/> DK x2 <input type="checkbox"/> Ref.</p>
<p>CHECK ITEM A5 Mark (X) income type code.</p>	<p>3032 <input type="checkbox"/> ISS code 1 or 2 – SKIP to Check Item A6 <input type="checkbox"/> ISS code 8 or 20 through 24 <input type="checkbox"/> All other income codes – SKIP to next ISS Code or Check Item P1, page 45</p>	
<p>6a. Were all the people living here covered by ...'s payments?</p>	<p>3034 <input type="checkbox"/> Yes – SKIP to Check Item A6 <input type="checkbox"/> No</p>	

AMOUNTS PART A

NOTES

Section 3 - AMOUNTS (Continued)		
Part A - GENERAL AMOUNTS (ISS Codes 1-56) (Continued)		
	Person No.	Name
6b. Which persons were covered?	3038	
	3039	
	3040	
	3042	
	3044	
	3046	
	3048	
	3050	
	3052	
	3054	
CHECK ITEM A6	Is this ISS code "B"?	3056 1 <input type="checkbox"/> Yes 2 <input type="checkbox"/> No - SKIP to next ISS Code or Check Item P1, page 45
CHECK ITEM A7	Was this ISS code marked for ... in cc item 45 last reference period?	3058 1 <input type="checkbox"/> Yes - SKIP to next ISS Code or Check Item P1, page 45 2 <input type="checkbox"/> No
7.	Is ... required to fill out an annual income questionnaire for the Veterans Administration?	3060 1 <input type="checkbox"/> Yes 2 <input type="checkbox"/> No x1 <input type="checkbox"/> DK } SKIP to next ISS Code or Check Item P1, page 45
CHECK ITEM A8	Was this ISS code marked for ... in cc item 45 last reference period?	3062 1 <input type="checkbox"/> Yes - SKIP to Check Item A9 2 <input type="checkbox"/> No
8.	(SHOW FLASHCARD O) Social Security (Railroad Retirement) sends out two types of checks. Please look at this card and tell me which color check ... receives?	3064 1 <input type="checkbox"/> Green 2 <input type="checkbox"/> Gold 3 <input type="checkbox"/> Other x1 <input type="checkbox"/> DK
9.	Do ...'s payments usually come on the first of the month or the third?	3066 1 <input type="checkbox"/> First 2 <input type="checkbox"/> Third 3 <input type="checkbox"/> Other x1 <input type="checkbox"/> DK
CHECK ITEM A9	Refer to item 2, page 22. Were (Social Security/Railroad Retirement) payments received especially for the children?	3068 1 <input type="checkbox"/> Yes 2 <input type="checkbox"/> No - SKIP to next ISS Code or Check Item P1, page 45
10a. Were Social Security (Railroad Retirement) payments received for the children in (Read each month)?	Last month	3070 1 <input type="checkbox"/> Yes 2 <input type="checkbox"/> No x1 <input type="checkbox"/> DK
	2 months ago	3074 1 <input type="checkbox"/> Yes 2 <input type="checkbox"/> No x1 <input type="checkbox"/> DK
	3 months ago	3078 1 <input type="checkbox"/> Yes 2 <input type="checkbox"/> No x1 <input type="checkbox"/> DK
	4 months ago	3082 1 <input type="checkbox"/> Yes 2 <input type="checkbox"/> No x1 <input type="checkbox"/> DK
	10b. If "Yes" in 10a - How much was received?	3072 \$ <input type="text"/> . <input type="text"/> <input type="text"/> <input type="text"/> x1 <input type="checkbox"/> DK x2 <input type="checkbox"/> Ref.
	3076 \$ <input type="text"/> . <input type="text"/> <input type="text"/> <input type="text"/> x1 <input type="checkbox"/> DK x2 <input type="checkbox"/> Ref.	
	3080 \$ <input type="text"/> . <input type="text"/> <input type="text"/> <input type="text"/> x1 <input type="checkbox"/> DK x2 <input type="checkbox"/> Ref.	
	3084 \$ <input type="text"/> . <input type="text"/> <input type="text"/> <input type="text"/> x1 <input type="checkbox"/> DK x2 <input type="checkbox"/> Ref.	
VERIFY IF ONLY ONE CHILD OR ASK -	3088 1 <input type="checkbox"/> Yes - SKIP to next ISS Code or Check Item P1, page 45 2 <input type="checkbox"/> No	

AMOUNTS - PART 9



Section 3 - AMOUNTS (Continued)


Part B - SAVINGS ACCOUNTS, MONEY MARKET DEPOSIT ACCOUNTS, CERTIFICATES OF DEPOSIT, AND NOW ACCOUNTS (ISS Codes 100, 101, 102 and 103)

CHECK ITEM A10	Asset types owned. Mark (X) all that apply.	4300 <input type="checkbox"/> ISS Code 100 - Regular/Passbook Savings Accounts 4302 <input type="checkbox"/> ISS Code 101 - Money Market Deposit Accounts 4304 <input type="checkbox"/> ISS Code 102 - Certificates of Deposit or other Savings Certificates 4306 <input type="checkbox"/> ISS Code 103 - NOW, Super NOW or other interest-bearing checking accounts
1. Earlier you said that ... had (Read names of owned assets).		
CHECK ITEM A11	Interview status of ...'s spouse.	4308 <input type="checkbox"/> No spouse in household - SKIP to 3b <input type="checkbox"/> Interview for spouse not yet conducted <input type="checkbox"/> Interview for spouse already conducted - SKIP to 3a
2a. Did ... own any of these jointly with ...'s (husband/wife)?		4310 <input type="checkbox"/> Yes <input type="checkbox"/> No - SKIP to 3b
b. What is your best estimate of the total amount of interest earned on these jointly held (Read asset types) during the 4-month period?		4312 \$ <input type="text"/> . <input type="text"/> 00 - SKIP to 3a x1 <input type="checkbox"/> DK x2 <input type="checkbox"/> Ref. - SKIP to next ISS Code or Check Item P1, page 45
c. What is your best estimate of the average amount that ... and ...'s (husband/wife) had in these jointly held (Read asset types) during the 4-month period?		4314 \$ <input type="text"/> . <input type="text"/> 00 - SKIP to 3a x1 <input type="checkbox"/> DK x2 <input type="checkbox"/> Ref. - SKIP to next ISS Code or Check Item P1, page 45
d. (This information is especially important for the purposes of this survey.) If I were to call back later would you be able to provide me with an estimate of the average amount?		4318 <input type="checkbox"/> Yes - Mark Reminder Card, Item 5 <input type="checkbox"/> No
3a. Besides any (Read asset types) owned jointly with ...'s (husband/wife), did ... have any other (Read asset types)?		4318 <input type="checkbox"/> Yes <input type="checkbox"/> No - SKIP to next ISS Code or Check Item P1, page 45
b. What is your best estimate of the total amount of interest ... earned on these (Read asset types) during the 4-month period?		4320 \$ <input type="text"/> . <input type="text"/> 00 - SKIP to next ISS Code or Check Item P1, page 45 x1 <input type="checkbox"/> DK x2 <input type="checkbox"/> Ref. - SKIP to next ISS Code or Check Item P1, page 45
c. What is your best estimate of the average amount that ... had in (Read asset types) during the 4-month period?		4322 \$ <input type="text"/> . <input type="text"/> 00 - SKIP to next ISS Code or Check Item P1, page 45 x1 <input type="checkbox"/> DK x2 <input type="checkbox"/> Ref. - SKIP to next ISS Code or Check Item P1, page 45
d. (This information is especially important for the purposes of this survey.) If I were to call back later would you be able to provide me with an estimate of the average amount?		4324 <input type="checkbox"/> Yes - Mark Reminder Card, Item 6 <input type="checkbox"/> No

AMOUNTS - PAPER USE

NOTES

SKIP to next ISS Code or Check Item P1, page 45



Section 3 – AMOUNTS (Continued)

Part C – OTHER INTEREST-EARNING ASSETS (ISS Codes 104, 105, 106 and 107)

CHECK ITEM A12	Asset types owned. Mark (X), all that apply.	4400	<input type="checkbox"/> Money Market funds (104)		
		4402	<input type="checkbox"/> U.S. Government securities (105)		
		4404	<input type="checkbox"/> Municipal or corporate bonds (106)		
		4405	<input type="checkbox"/> Other interest-earning assets (107) – Specify		
1. Earlier you said that ... owned (Read names of owned assets).					
CHECK ITEM A13	Interview status of ...'s spouse.	4408	<input type="checkbox"/> No spouse in household – SKIP to 3b		
			<input type="checkbox"/> Interview for spouse not yet conducted <input type="checkbox"/> Interview for spouse already conducted – SKIP to 3a		
2a.	Did ... own any of these jointly with ...'s (husband/wife)?	4410	<input type="checkbox"/> Yes <input type="checkbox"/> No – SKIP to 3b		
		b. What is your best estimate of the total amount of interest earned on these jointly held (Read asset types) during the 4-month period?	4412	\$ <input type="text"/> . <input type="text"/> 00 – SKIP to 3a	
				x1 <input type="checkbox"/> DK x2 <input type="checkbox"/> Ref. – SKIP to next ISS Code or Check Item P1, page 45	
			c. What is your best estimate of the average amount that ... and ...'s (husband/wife) had in these jointly held (Read asset types) during the 4-month period? ★	4414	\$ <input type="text"/> . <input type="text"/> 00 – SKIP to 3a
					x1 <input type="checkbox"/> DK x2 <input type="checkbox"/> Ref. – SKIP to next ISS Code or Check Item P1, page 45
d. (This information is especially important for the purposes of this survey.) If I were to call back later would you be able to provide me with an estimate of the average amount?	4416	<input type="checkbox"/> Yes – Mark Reminder Card, item 7 <input type="checkbox"/> No			
3a.	Besides any (Read asset types) owned jointly with ...'s (husband/wife), did ... own any other (Read asset types)?	4418	<input type="checkbox"/> Yes <input type="checkbox"/> No – SKIP to next ISS Code or Check Item P1, page 45		
		b. What is your best estimate of the total amount of interest ... earned on these (Read asset types) during the 4-month period?	4420	\$ <input type="text"/> . <input type="text"/> 00 – SKIP to next ISS Code or Check Item P1, page 45	
				x1 <input type="checkbox"/> DK x2 <input type="checkbox"/> Ref. – SKIP to next ISS Code or Check Item P1, page 45	
			c. What is your best estimate of the average amount that ... had in these (Read asset types) during the 4-month period? ★	4422	\$ <input type="text"/> . <input type="text"/> 00 – SKIP to next ISS Code or Check Item P1, page 45
					x1 <input type="checkbox"/> DK x2 <input type="checkbox"/> Ref. – SKIP to next ISS Code or Check Item P1, page 45
d. (This information is especially important for the purposes of this survey.) If I were to call back later would you be able to provide me with an estimate of the average amount?	4424	<input type="checkbox"/> Yes – Mark Reminder Card, item 5 <input type="checkbox"/> No } SKIP to next ISS Code or Check Item P1, page 45			

NOTES

SECTION 3 - AMOUNTS

.

.

.

.

Section 3 -- AMOUNTS (Continued)

Part D -- STOCKS AND MUTUAL FUND SHARES (ISS Code 110)

<p>1a. Earlier you told me that ... owned stocks or mutual fund shares. Did ... receive any dividend checks during these 4 months? (Include checks made out jointly to ... and ...'s spouse.)</p>	<p>4500 1 <input type="checkbox"/> Yes 2 <input type="checkbox"/> No -- SKIP to 3e</p>
<p>CHECK ITEM A14 Interview status of ...'s spouse.</p>	<p>4502 1 <input type="checkbox"/> No spouse in household -- SKIP to 2a 2 <input type="checkbox"/> Interview for spouse not yet conducted 3 <input type="checkbox"/> Interview for spouse already conducted -- SKIP to 2a</p>
<p>1b. During the past 4 months how much was received in dividend checks made out jointly to ... and ...'s (husband/wife)? ★</p>	<p>4501 \$ <input type="text"/> . <input type="text"/> 00 -- SKIP to 2a x3 <input type="checkbox"/> None -- SKIP to 2a x1 <input type="checkbox"/> DK x2 <input type="checkbox"/> Ref. -- SKIP to next ISS Code or Check item P1, page 45</p>
<p>1c. (This information is especially important for the purposes of this survey.) If I were to call back later would you be able to provide me with an estimate?</p>	<p>4504 1 <input type="checkbox"/> Yes -- Mark Reminder Card, item 9 2 <input type="checkbox"/> No</p>
<p>2a. During this 4-month period, how much did ... receive in dividend checks (in ...'s name only)? ★</p>	<p>4503 \$ <input type="text"/> . <input type="text"/> 00 -- SKIP to 3a x3 <input type="checkbox"/> None -- SKIP to 3a x1 <input type="checkbox"/> DK x2 <input type="checkbox"/> Ref. -- SKIP to next ISS Code or Check item P1, page 45</p>
<p>1c. (This information is especially important for the purposes of this survey.) If I were to call back later would you be able to provide me with an estimate?</p>	<p>4510 1 <input type="checkbox"/> Yes -- Mark Reminder Card, item 10 2 <input type="checkbox"/> No</p>
<p>3a. (Besides the money that ... received in dividends) did ... earn any (other) dividends that were credited against a margin account or automatically reinvested in additional shares of stock?</p>	<p>4512 1 <input type="checkbox"/> Yes 2 <input type="checkbox"/> No -- SKIP to next ISS Code or Check item P1, page 45</p>
<p>CHECK ITEM A15 Interview status of ...'s spouse.</p>	<p>4514 1 <input type="checkbox"/> No spouse in household -- SKIP to 3c 2 <input type="checkbox"/> Interview for spouse not yet conducted 3 <input type="checkbox"/> Interview for spouse already conducted -- SKIP to 3c</p>
<p>3b. During the 4-month period how much of these kinds of dividends did ... earn jointly with ...'s (husband/wife)?</p>	<p>4518 \$ <input type="text"/> . <input type="text"/> 00 x3 <input type="checkbox"/> None x1 <input type="checkbox"/> DK x2 <input type="checkbox"/> Ref. -- SKIP to next ISS Code or Check item P1, page 45</p>
<p>1c. During the 4-month period, how much of these kinds of dividends did ... earn (in ...'s name only)?</p>	<p>4518 \$ <input type="text"/> . <input type="text"/> 00 x3 <input type="checkbox"/> None x1 <input type="checkbox"/> DK x2 <input type="checkbox"/> Ref.</p> <p style="text-align: right;">} SKIP to next ISS Code or Check item P1, page 45</p>

NOTES

AMOUNTS - PART D14



Section 3 — AMOUNTS (Continued)	
Part E — RENTAL INCOME (ISS Code 120)	
1. Earlier you told me that ... owned some rental property.	
CHECK ITEM A16 Interview status of ...'s spouse.	4600 <input type="checkbox"/> No spouse in household — SKIP to 3a <input type="checkbox"/> Interview for spouse not yet conducted <input type="checkbox"/> Interview for spouse already conducted — SKIP to 3a
2a. Did ... receive any rental income from property owned jointly by ... and ...'s (husband/wife)? <i>Include only property owned entirely by couple.</i>	4602 <input type="checkbox"/> Yes <input type="checkbox"/> No — SKIP to 3a
b. About how much was received in gross rent from this property during the 4-month period?	4604 \$ <input type="text"/> . <input type="text"/> 00 x1 <input type="checkbox"/> DK x2 <input type="checkbox"/> Ref. — SKIP to next ISS Code or Check Item P1, page 45
c. What is your best estimate of the amount that was cleared after expenses? <i>Enter \$1 in amount box if respondent reports "broke even."</i>	4608 \$ <input type="text"/> . <input type="text"/> 00 x1 <input type="checkbox"/> DK x2 <input type="checkbox"/> Ref. — SKIP to next ISS Code or Check Item P1, page 45 4609 x4 <input type="checkbox"/> Lost money — Enter amount of loss in box
3a. Did ... receive rental income from property owned entirely in ...'s own name?	4610 <input type="checkbox"/> Yes <input type="checkbox"/> No — SKIP to 4a
b. About how much was received in gross rent from this property during the 4-month period?	4612 \$ <input type="text"/> . <input type="text"/> 00 x1 <input type="checkbox"/> DK x2 <input type="checkbox"/> Ref. — SKIP to next ISS Code or Check Item P1, page 45
c. What is your best estimate of the amount that was cleared after expenses? <i>Enter \$1 in amount box if respondent reports "broke even."</i>	4614 \$ <input type="text"/> . <input type="text"/> 00 x1 <input type="checkbox"/> DK x2 <input type="checkbox"/> Ref. — SKIP to next ISS Code or Check Item P1, page 45 4616 x4 <input type="checkbox"/> Lost money — Enter amount of loss in box
4a. Did ... receive any rental income from property owned jointly with others? (Not including property owned entirely by ... and ...'s spouse.)	4618 <input type="checkbox"/> Yes <input type="checkbox"/> No — SKIP to next ISS code or Check Item P1, page 45
b. What is your best estimate of ...'s share of the amount cleared on this property during the last 4 months? <i>Enter \$1 in amount box if respondent reports "broke even."</i>	4620 \$ <input type="text"/> . <input type="text"/> 00 x1 <input type="checkbox"/> DK x2 <input type="checkbox"/> Ref. 4622 x4 <input type="checkbox"/> Lost money — Enter amount of loss in box

AMOUNTS - PRINCE

} SKIP to next
ISS Code or
Check Item
P1, page 45

NOTES

Section 3 – AMOUNTS (Continued)

Part F – MORTGAGES, ROYALTIES AND OTHER FINANCIAL INVESTMENTS
(ISS Codes 130, 140, and 150)

CHECK ITEM A17	Asset types owned Mark (X) all that apply.	4700 4702 4704	<input type="checkbox"/> ISS Code 130 – Mortgages <input type="checkbox"/> ISS Code 140 – Royalties <input type="checkbox"/> ISS Code 150 – Other financial investments
CHECK ITEM A18	Is ISS Code 130 marked in Check Item A17?	4706	<input type="checkbox"/> Yes <input type="checkbox"/> No – SKIP to 3
CHECK ITEM A19	Interview status of ...'s spouse	4708	<input type="checkbox"/> No spouse in household – SKIP to 2b <input type="checkbox"/> Interview for spouse not yet conducted <input type="checkbox"/> Interview for spouse already conducted – SKIP to 2a
1 a.	Earlier you said ... held a mortgage. Did ... own this jointly with ...'s spouse?	4710	<input type="checkbox"/> Yes <input type="checkbox"/> No – SKIP to 2b
b.	During the past 4 months how much interest was paid to ... and ...'s spouse by the borrower?	4712	\$ <input type="text"/> . <input type="text"/> 00 x3 <input type="checkbox"/> None x1 <input type="checkbox"/> DK x2 <input type="checkbox"/> Ref.
2 a.	(Besides these jointly held mortgages), did ... hold any mortgages in ...'s own name?	4714	<input type="checkbox"/> Yes <input type="checkbox"/> No – SKIP to Check Item A20
b.	(Earlier you said that ... held a mortgage.) During the past 4 months how much interest was paid to ... by the borrower?	4716	\$ <input type="text"/> . <input type="text"/> 00 x3 <input type="checkbox"/> None x1 <input type="checkbox"/> DK x2 <input type="checkbox"/> Ref.
CHECK ITEM A20	Is ISS Code 140 or 150 marked in Check Item A17?	4718	<input type="checkbox"/> Yes <input type="checkbox"/> No – SKIP to Check item P1
3.	Earlier you said ... had (Read asset types). During the past 4 months, how much income did ... receive from these (Read asset types)? If income was shared, count only ...'s share.	4720 4722	\$ <input type="text"/> . <input type="text"/> 00 x3 <input type="checkbox"/> None x1 <input type="checkbox"/> DK x2 <input type="checkbox"/> Ref. x4 <input type="checkbox"/> Lost money – Enter amount of loss in box

NOTES

PROGRAM QUESTIONS



Section 4 - PROGRAM QUESTIONS

CHECK ITEM P1	Is this the reference person's questionnaire?	4800	1 <input type="checkbox"/> Yes 2 <input type="checkbox"/> No - SKIP to Check Item T1, page 46
	1a. The government has an energy assistance program which helps pay heating and cooling costs. This assistance can be received directly by the household or it can be paid directly to the electric or gas company, fuel dealer, or landlord. Has this household received assistance of this type during the past 4 months?	4816	1 <input type="checkbox"/> Yes 2 <input type="checkbox"/> No - SKIP to Check Item P2
	b. Was this assistance received in the form of checks, coupons or vouchers sent to this household or were the payments sent directly to a utility company, fuel dealer, or landlord? <i>Mark (X) all that apply.</i>	4818 4820 4822	1 <input type="checkbox"/> Checks sent to household 2 <input type="checkbox"/> Coupons or vouchers sent to household 3 <input type="checkbox"/> Payments sent directly to utility company, fuel dealer, or landlord
	c. What was the total amount of the energy assistance received by this household during the past 4 months?	4824	\$ <input style="width: 50px;" type="text"/> - <input style="width: 30px;" type="text"/> x1 <input type="checkbox"/> DK
CHECK ITEM P2	Are there any children 6 to 18 who live in the household?	4828	1 <input type="checkbox"/> Yes 2 <input type="checkbox"/> No - SKIP to Check Item T1, page 46
	2a. Do any of the children in this household usually eat a complete hot lunch offered at school?	4828	1 <input type="checkbox"/> Yes 2 <input type="checkbox"/> No - SKIP to Check Item T1, page 46
	b. How many children?	4830	<input style="width: 30px;" type="text"/> Children
	c. Do any of the children receive free or reduced-price lunches this school year because they qualified for the Federal School Lunch Program?	4832	1 <input type="checkbox"/> Yes 2 <input type="checkbox"/> No - SKIP to 2f
	d. How many children?	4834	<input style="width: 30px;" type="text"/> Children
	e. Are the lunches free or are they reduced-price? <i>Mark (X) all that apply.</i>	4836 4838	1 <input type="checkbox"/> Free 2 <input type="checkbox"/> Reduced-price
	f. Do any of the children receive free or reduced-price school breakfasts this school year?	4840	1 <input type="checkbox"/> Yes 2 <input type="checkbox"/> No - SKIP to Check Item T1, page 46
	g. How many children?	4842	<input style="width: 30px;" type="text"/> Children
	h. Are the breakfasts free or are they reduced-price? <i>Mark (X) all that apply.</i>	4844 4846	1 <input type="checkbox"/> Free 2 <input type="checkbox"/> Reduced-price

NOTES

PROGRAM QUESTIONS



MISSING WAVE

CHECK ITEM M1	Does person number begin with a "5"?	8000	1 <input type="checkbox"/> Yes — SKIP to Check Item C1. 2 <input type="checkbox"/> No
CHECK ITEM M2	Was an interview obtained for ... last reference period? (CC Item 44)	8002	1 <input type="checkbox"/> Yes — SKIP to Check Item C1 2 <input type="checkbox"/> No
CHECK ITEM M3	Was an interview obtained two waves ago? (CC Item 44)	8004	1 <input type="checkbox"/> Yes 2 <input type="checkbox"/> No — SKIP to Check Item C1
STATEMENT M	We were unable to obtain information similar to what we've just talked about for ... for the period _____ through _____ 1984. The next few questions help fill in this missing information about ...'s economic situation during that period.		
1.	During the period from (Read missing wave period) _____ through _____ did ... have a job or business, either full or part time, even for only a few days?	8008	1 <input type="checkbox"/> Yes — SKIP to 3e 2 <input type="checkbox"/> No
2.	Even though ... did not have a job during that period, did ... spend any time looking for work or on layoff?	8008	1 <input type="checkbox"/> Yes — SKIP to 5a 2 <input type="checkbox"/> No — SKIP to Check Item M5
3a.	Did ... have a job or business, either full or part time, during EACH of the weeks in this period?	8010	1 <input type="checkbox"/> Yes 2 <input type="checkbox"/> No — SKIP to 3c
b.	Was ... absent without pay from ...'s job for any FULL weeks during (Read missing wave period) _____ through _____ because of layoff?	8012	1 <input type="checkbox"/> Yes — SKIP to 3f 2 <input type="checkbox"/> No — SKIP to Check Item M5
c.	In which months did ... have a job or business?	8014 8016 8018 8020	1 <input type="checkbox"/> First month in period (8 months ago) 2 <input type="checkbox"/> Second month in period (7 months ago) 3 <input type="checkbox"/> Third month in period (6 months ago) 4 <input type="checkbox"/> Fourth month in period (5 months ago)
d.	How many weeks in ... (Read months marked in 3c) did ... have a job or business? (Show respondent Flashcard W)	8022 8024 8026 8028	<input type="checkbox"/> Weeks in first month (8 months ago) <input type="checkbox"/> Weeks in second month (7 months ago) <input type="checkbox"/> Weeks in third month (6 months ago) <input type="checkbox"/> Weeks in fourth month (5 months ago)
e.	Of the weeks that ... had a job or business, was ... absent for any full weeks without pay because of layoff?	8030	1 <input type="checkbox"/> Yes 2 <input type="checkbox"/> No — SKIP to 4
f.	In which months was ... absent from ...'s job because of layoff?	8032 8034 8036 8038	1 <input type="checkbox"/> First month in period (8 months ago) 2 <input type="checkbox"/> Second month in period (7 months ago) 3 <input type="checkbox"/> Third month in period (6 months ago) 4 <input type="checkbox"/> Fourth month in period (5 months ago)
g.	How many weeks in ... (Read months marked in 3f) was ... absent from ...'s job because of layoff? (Show respondent Flashcard W)	8040 8042 8044 8046	<input type="checkbox"/> Weeks in first month (8 months ago) <input type="checkbox"/> Weeks in second month (7 months ago) <input type="checkbox"/> Weeks in third month (6 months ago) <input type="checkbox"/> Weeks in fourth month (5 months ago)
CHECK ITEM M4	Is 3a marked "Yes"?	8048	1 <input type="checkbox"/> Yes — SKIP to Check Item M5 2 <input type="checkbox"/> No
4.	During this period, when ... did NOT have a job or business, did ... spend any time looking for work or on layoff?	8050	1 <input type="checkbox"/> Yes 2 <input type="checkbox"/> No — SKIP to Check Item M5
5a.	In which months did ... spend time looking for work or on layoff (when ... did NOT have a job or business)?	8052 8054 8056 8058	1 <input type="checkbox"/> First month in period (8 months ago) 2 <input type="checkbox"/> Second month in period (7 months ago) 3 <input type="checkbox"/> Third month in period (6 months ago) 4 <input type="checkbox"/> Fourth month in period (5 months ago)
b.	How many weeks in ... (Read months marked in 5a) did ... spend time looking for work or on layoff? (Do not include any weeks already counted in 3g) (Show respondent Flashcard W)	8060 8062 8064 8066	<input type="checkbox"/> Weeks in first month (8 months ago) <input type="checkbox"/> Weeks in second month (7 months ago) <input type="checkbox"/> Weeks in third month (6 months ago) <input type="checkbox"/> Weeks in fourth month (5 months ago)
CHECK ITEM M5	Are any income types listed in the Income Roster (Item 6a) or the ISS?	8068	1 <input type="checkbox"/> Yes 2 <input type="checkbox"/> No — SKIP to 6a

INTERVIEWER INSTRUCTION

- If any income codes (1) — (56), not already listed in the Income Roster (Item 6a), appear on the ISS, transcribe them to the Income Roster.
- Mark column (5) of the Income Roster for ALL income codes that appear on the ISS.
- Go to Check Item M6.

MISSING WAVE (Continued)

6a. INCOME ROSTER

The missing wave period covers the 4-month period from _____ through _____

Line No. (1)	Income type description (2)	Income code (3)	Received 2 waves ago (4)	Received this wave (5)
8070		8072	8074	8078
1			<input type="checkbox"/>	2 <input type="checkbox"/>
8078		8080	8082	8084
2			1 <input type="checkbox"/>	2 <input type="checkbox"/>
8086		8088	8090	8092
3			1 <input type="checkbox"/>	2 <input type="checkbox"/>
8084		8096	8098	8100
4			1 <input type="checkbox"/>	2 <input type="checkbox"/>
8102		8104	8106	8108
5			1 <input type="checkbox"/>	2 <input type="checkbox"/>
8110		8112	8114	8118
6			1 <input type="checkbox"/>	2 <input type="checkbox"/>
8118		8120	8122	8124
7			1 <input type="checkbox"/>	2 <input type="checkbox"/>
8126		8128	8130	8132
8			1 <input type="checkbox"/>	2 <input type="checkbox"/>
8134		8136	8138	8140
9			1 <input type="checkbox"/>	2 <input type="checkbox"/>
8142		8144	8146	8148
10			1 <input type="checkbox"/>	2 <input type="checkbox"/>

CHECK ITEM M6: Did ... have any income sources 2 waves ago that ... did not have this wave? (Only column 4 of the Income Roster is marked)

8150 1 Yes - Enter income codes in item 6b and read item 6b to respondent.
 2 No - SKIP to Check Item M7

6b. In our visit of 8 months ago, we recorded that ... received certain types of income that we have not recorded for this visit - namely (Read income types).

(Ask for each income type: During the 4-month period (Read missing wave period) from _____ through _____, in which months, if any, did ... receive (Read income type)?

Income type code	Months received					
	M1= earliest month in period/M4= most recent month in period					
	All	M1	M2	M3	M4	None
8162	8154	8156	8158	8160	8162	8164
	5 <input type="checkbox"/>	6 <input type="checkbox"/>	7 <input type="checkbox"/>	8 <input type="checkbox"/>	9 <input type="checkbox"/>	5 <input type="checkbox"/>
8166	8168	8170	8172	8174	8176	8178
	5 <input type="checkbox"/>	6 <input type="checkbox"/>	7 <input type="checkbox"/>	8 <input type="checkbox"/>	9 <input type="checkbox"/>	5 <input type="checkbox"/>
8180	8182	8184	8186	8188	8190	8192
	5 <input type="checkbox"/>	6 <input type="checkbox"/>	7 <input type="checkbox"/>	8 <input type="checkbox"/>	9 <input type="checkbox"/>	5 <input type="checkbox"/>
8194	8196	8198	8200	8202	8204	8206
	5 <input type="checkbox"/>	6 <input type="checkbox"/>	7 <input type="checkbox"/>	8 <input type="checkbox"/>	9 <input type="checkbox"/>	5 <input type="checkbox"/>
8208	8210	8212	8214	8216	8218	8220
	5 <input type="checkbox"/>	6 <input type="checkbox"/>	7 <input type="checkbox"/>	8 <input type="checkbox"/>	9 <input type="checkbox"/>	5 <input type="checkbox"/>
8222	8224	8226	8228	8230	8232	8234
	5 <input type="checkbox"/>	6 <input type="checkbox"/>	7 <input type="checkbox"/>	8 <input type="checkbox"/>	9 <input type="checkbox"/>	5 <input type="checkbox"/>
8236	8238	8240	8242	8244	8246	8248
	5 <input type="checkbox"/>	6 <input type="checkbox"/>	7 <input type="checkbox"/>	8 <input type="checkbox"/>	9 <input type="checkbox"/>	5 <input type="checkbox"/>
8250	8252	8254	8256	8258	8260	8262
	5 <input type="checkbox"/>	6 <input type="checkbox"/>	7 <input type="checkbox"/>	8 <input type="checkbox"/>	9 <input type="checkbox"/>	5 <input type="checkbox"/>

CHECK ITEM M7: Did ... have any income sources this wave that ... did not have 2 waves ago? (Only column 5 of the Income Roster is marked)

8164 1 Yes - Enter income codes in item 6c and read item 6c to the respondent.
 2 No - SKIP to item 6d

6c. We have recorded during this visit that ... received certain types of income that ... was not receiving at the time of our visit 8 months ago - namely (Read income types).

(Ask for each income type: During the 4-month period (Read missing wave period) from _____ through _____, in which months, if any, did ... receive (Read income types)?

Income type code	Months received					
	M1= earliest month in period/M4= most recent month in period					
	All	M1	M2	M3	M4	None
8266	8268	8270	8272	8274	8276	8278
	5 <input type="checkbox"/>	6 <input type="checkbox"/>	7 <input type="checkbox"/>	8 <input type="checkbox"/>	9 <input type="checkbox"/>	5 <input type="checkbox"/>
8280	8282	8284	8286	8288	8290	8292
	5 <input type="checkbox"/>	6 <input type="checkbox"/>	7 <input type="checkbox"/>	8 <input type="checkbox"/>	9 <input type="checkbox"/>	5 <input type="checkbox"/>
8294	8296	8298	8300	8302	8304	8306
	5 <input type="checkbox"/>	6 <input type="checkbox"/>	7 <input type="checkbox"/>	8 <input type="checkbox"/>	9 <input type="checkbox"/>	5 <input type="checkbox"/>
8308	8310	8312	8314	8316	8318	8320
	5 <input type="checkbox"/>	6 <input type="checkbox"/>	7 <input type="checkbox"/>	8 <input type="checkbox"/>	9 <input type="checkbox"/>	5 <input type="checkbox"/>
8322	8324	8326	8328	8330	8332	8334
	5 <input type="checkbox"/>	6 <input type="checkbox"/>	7 <input type="checkbox"/>	8 <input type="checkbox"/>	9 <input type="checkbox"/>	5 <input type="checkbox"/>
8336	8338	8340	8342	8344	8346	8348
	5 <input type="checkbox"/>	6 <input type="checkbox"/>	7 <input type="checkbox"/>	8 <input type="checkbox"/>	9 <input type="checkbox"/>	5 <input type="checkbox"/>
8350	8352	8354	8356	8358	8360	8362
	5 <input type="checkbox"/>	6 <input type="checkbox"/>	7 <input type="checkbox"/>	8 <input type="checkbox"/>	9 <input type="checkbox"/>	5 <input type="checkbox"/>

MISSING WAVE (Continued)

6d. During the 4-month period (Read missing wave period) from _____ through _____ did ... receive any income that we haven't talked about?

1 Yes

2 No - SKIP to Check Item MB

6e. What kind of income was it? (Enter income type code at right from Income Source List on page 76a. Ask for each income type -) During which months did ... receive that type of income?

Income type code	Months received				
	All	M1 = earliest month in period/M4 = most recent month in period			
		M1	M2	M3	M4
8380	8382	8384	8386	8388	8390
	<input type="checkbox"/>	<input type="checkbox"/>	<input type="checkbox"/>	<input type="checkbox"/>	<input type="checkbox"/>
8392	8394	8396	8398	8400	8402
	<input type="checkbox"/>	<input type="checkbox"/>	<input type="checkbox"/>	<input type="checkbox"/>	<input type="checkbox"/>
8404	8406	8408	8410	8412	8414
	<input type="checkbox"/>	<input type="checkbox"/>	<input type="checkbox"/>	<input type="checkbox"/>	<input type="checkbox"/>
8416	8418	8420	8422	8424	8426
	<input type="checkbox"/>	<input type="checkbox"/>	<input type="checkbox"/>	<input type="checkbox"/>	<input type="checkbox"/>
8428	8430	8432	8434	8436	8438
	<input type="checkbox"/>	<input type="checkbox"/>	<input type="checkbox"/>	<input type="checkbox"/>	<input type="checkbox"/>
8440	8442	8444	8446	8448	8450
	<input type="checkbox"/>	<input type="checkbox"/>	<input type="checkbox"/>	<input type="checkbox"/>	<input type="checkbox"/>
8452	8454	8456	8458	8460	8462
	<input type="checkbox"/>	<input type="checkbox"/>	<input type="checkbox"/>	<input type="checkbox"/>	<input type="checkbox"/>
8464	8466	8468	8470	8472	8474
	<input type="checkbox"/>	<input type="checkbox"/>	<input type="checkbox"/>	<input type="checkbox"/>	<input type="checkbox"/>

NOTES

MISSING WAVE (Continued)				
CHECK ITEM M9	Are any assets listed in the Asset Roster (item 7a) or the ISS?	6476	<input type="checkbox"/> Yes <input type="checkbox"/> No — SKIP to 7d	
INTERVIEWER INSTRUCTION				
1. If any asset codes (100—150, 174, 175), not already listed in the Asset Roster (item 7a), appear on the ISS, transcribe them to the Asset Roster. 2. Mark column (5) of the Asset Roster for ALL asset codes that appear on the ISS. 3. Go to Check Item M9.				
7a. ASSET ROSTER				
The missing wave period covers the 4-month period from _____ through _____.				
Line No.	Asset type description	Asset code	Had 2 waves ago	Had this wave
6478 1		6480	6482 <input type="checkbox"/>	6484 <input type="checkbox"/>
6486 2		6488	6490 <input type="checkbox"/>	6492 <input type="checkbox"/>
6494 3		6496	6498 <input type="checkbox"/>	6500 <input type="checkbox"/>
6502 4		6504	6506 <input type="checkbox"/>	6508 <input type="checkbox"/>
6510 5		6512	6514 <input type="checkbox"/>	6516 <input type="checkbox"/>
6518 6		6520	6522 <input type="checkbox"/>	6524 <input type="checkbox"/>
6526 7		6528	6530 <input type="checkbox"/>	6532 <input type="checkbox"/>
6534 8		6536	6538 <input type="checkbox"/>	6540 <input type="checkbox"/>
6542 9		6544	6546 <input type="checkbox"/>	6548 <input type="checkbox"/>
6550 10		6552	6554 <input type="checkbox"/>	6556 <input type="checkbox"/>
CHECK ITEM M9	Did ... have any asset types 2 waves ago that ... did not have this wave? (Only column 4 of the Asset Roster is marked.)	6558	<input type="checkbox"/> Yes — Enter asset code(s) in item 7b and read item 7b to respondent. <input type="checkbox"/> No — SKIP to Check item M10	
7b.	In our visit of 6 months ago, we recorded that ... had certain assets that we have not recorded during this visit — namely (Read asset types). ASK FOR EACH — Did ... own this asset at any time during the period (Read missing wave period) from _____ through _____	Asset code	Yes	No
		6560	6562 <input type="checkbox"/>	<input type="checkbox"/>
		6564	6566 <input type="checkbox"/>	<input type="checkbox"/>
		6568	6570 <input type="checkbox"/>	<input type="checkbox"/>
CHECK ITEM M10	Did ... have any asset types this wave that ... did not have 2 waves ago? (Only column 5 of the Asset Roster is marked.)	6572	<input type="checkbox"/> Yes — Enter asset code(s) in item 7a and read item 7a to respondent. <input type="checkbox"/> No — SKIP to item 7d	
7c.	We have recorded during this visit that ... had certain types of assets that ... did not have at the time of our visit 6 months ago — namely (Read asset types). ASK FOR EACH — Did ... own this (these) asset(s) at any time during the period (Read missing wave period) from _____ through _____	Asset code	Yes	No
		6576	6578 <input type="checkbox"/>	<input type="checkbox"/>
		6580	6582 <input type="checkbox"/>	<input type="checkbox"/>
		6584	6586 <input type="checkbox"/>	<input type="checkbox"/>
d.	During the 4-month period (Read missing wave period) from _____ through _____	6588	<input type="checkbox"/> Yes	

MISSING WAVE (Continued)

7b. What was the asset type called? (Enter asset code's) at right from Income Source List on page 76a.)

Asset code		Asset code	
8590		8592	
8594		8596	
8598		8600	
8602		8604	
8606		8608	

CHECK ITEM M11

Is Medicare marked on CC item 4-7?

8610 1 Yes -- SKIP to 9
2 No

CHECK ITEM M12

Is ... 85 years of age or older?

8612 1 Yes -- SKIP to 8
2 No

CHECK ITEM M13

Refer to item 18a, page 7
Is ... disabled?

8614 1 Yes
2 No -- SKIP to 9

8. During the 4 month period from (Read missing wave period) _____ through _____, was ... covered by Medicare?

8616 1 Yes
2 No

9. During the 4 month period from (Read missing wave period) from _____ through _____, was ... covered by (Use local name for Medicaid) or another public assistance program that pays for medical care?

8618 1 Yes
2 No

CHECK ITEM M14

Is ... 17 to 49 years of age?

8620 1 Yes
2 No -- SKIP to Check Item C1

10. During the 4 month period from (Read missing wave period) _____ through _____, did ... attend school beyond the high school level including a college, university, or other school?

8622 1 Yes
2 No -- SKIP to Check Item C1

11. Were any of ...'s educational expenses during the period from (Read missing wave period) _____ through _____ paid for by a Pell (BEOG) Grant, a Guaranteed or National Direct Student Loan, or any other type of scholarship or grant?


8624 1 Yes } SKIP to Check Item C1
2 No }

NOTES

CALLBACK SUMMARY

CHECK ITEM C1	Are any items marked on Reminder Card for ...?	B000	<input type="checkbox"/> Yes - Mark appropriate item(s) below, then SKIP to Check Item C2 <input type="checkbox"/> No - SKIP to Check Item C2
<input type="checkbox"/>	1. Social Security Number (Enter in cc item 33a)		<input type="text"/> - <input type="text"/> - <input type="text"/>
<input type="checkbox"/>	2. Medicare claim number (Item 23b, page 8)	B002	<input type="text"/> - <input type="text"/> - <input type="text"/> B004 <input type="text"/> - <input type="text"/>
<input type="checkbox"/>	3. EMPLOYER		
	a. Employer #1 (Item 8, page 15) What was the total amount of pay received before deductions on this job in ...?	B008	\$ <input type="text"/> . <input type="text"/> <input type="text"/> Last month
		B009	\$ <input type="text"/> . <input type="text"/> <input type="text"/> 2 months ago
		B010	\$ <input type="text"/> . <input type="text"/> <input type="text"/> 3 months ago
		B012	\$ <input type="text"/> . <input type="text"/> <input type="text"/> 4 months ago
<input type="checkbox"/>	b. Employer #2 (Item 16, page 17) What was the total amount of pay received before deductions on this job in ...?	B014	\$ <input type="text"/> . <input type="text"/> <input type="text"/> Last month
		B016	\$ <input type="text"/> . <input type="text"/> <input type="text"/> 2 months ago
		B018	\$ <input type="text"/> . <input type="text"/> <input type="text"/> 3 months ago
		B020	\$ <input type="text"/> . <input type="text"/> <input type="text"/> 4 months ago
<input type="checkbox"/>	4. SELF-EMPLOYMENT		
	a. Self-employment #1 (Item 7, page 19) What was the total amount of income received from this business in ...?	B022	\$ <input type="text"/> . <input type="text"/> <input type="text"/> Last month
		B024	\$ <input type="text"/> . <input type="text"/> <input type="text"/> 2 months ago
		B026	\$ <input type="text"/> . <input type="text"/> <input type="text"/> 3 months ago
		B028	\$ <input type="text"/> . <input type="text"/> <input type="text"/> 4 months ago
<input type="checkbox"/>	b. Self-employment #2 (Item 18, page 21) What was the total amount of income received from this business in ...?	B030	\$ <input type="text"/> . <input type="text"/> <input type="text"/> Last month
		B032	\$ <input type="text"/> . <input type="text"/> <input type="text"/> 2 months ago
		B034	\$ <input type="text"/> . <input type="text"/> <input type="text"/> 3 months ago
		B036	\$ <input type="text"/> . <input type="text"/> <input type="text"/> 4 months ago
<input type="checkbox"/>	5. What was the average balance in savings/ Money market deposit accounts/ CD's/ NOW accounts held jointly by husband and wife? (Item 2c, page 40)		Amounts for the period - <input type="text"/> through <input type="text"/> B038 \$ <input type="text"/> . <input type="text"/> <input type="text"/>
<input type="checkbox"/>	6. What was the average balance in savings/ Money market deposit accounts/ CD's/ NOW accounts in own name? (Item 3c, page 40)	B040	\$ <input type="text"/> . <input type="text"/> <input type="text"/>
<input type="checkbox"/>	7. What was the average balance in Money market funds/securities/bonds held jointly by husband and wife? (Item 2c, page 41)	B042	\$ <input type="text"/> . <input type="text"/> <input type="text"/>
<input type="checkbox"/>	8. What was the average balance in Money market funds/securities/bonds in own name? (Item 3c, page 41)	B044	\$ <input type="text"/> . <input type="text"/> <input type="text"/>
<input type="checkbox"/>	9. What was the amount received in dividends by husband and wife jointly? (Item 1b, page 42)	B048	\$ <input type="text"/> . <input type="text"/> <input type="text"/>
<input type="checkbox"/>	10. What was the amount received in dividends in own name? (Item 2a, page 42)	B050	\$ <input type="text"/> . <input type="text"/> <input type="text"/>
CHECK ITEM C2	Has an interview been conducted for all household members	B052	<input type="checkbox"/> Yes - Enter finish time on cover page, fill cc items 36 and 39 and END INTERVIEW <input type="checkbox"/> No - Enter finish time for the household member. THEM interview

U.S. DEPARTMENT OF LABOR



INCOME SOURCE LIST			
INCOME LIST			
Code	Type	Code	Type
1	Social Security	28	Child support payments
2	U.S. Government Railroad Retirement pay	29	Alimony payments
3	Federal Supplemental Security Income (SSI)	30	Pension from company or union
4	State Supplemental Security Income (State administered SSI only)	31	Federal Civil Service or other Federal civilian employee pensions
5	State unemployment compensation	32	U.S. Military retirement pay
6	Supplemental Unemployment Benefits	33	National Guard or Reserve Forces retirement
7	Other unemployment compensation (Trade Adjustment Act benefits, strike pay, other)	34	State government pensions
8	Veterans compensation or pensions	35	Local government pensions
9	Black lung payments	36	Income from paid-up life insurance policies or annuities
10	Worker's compensation	37	Estates and trusts
11	State temporary sickness or disability benefits	38	Other payments for retirement, disability or survivor
12	Employer or union temporary sickness policy	40	G.I. Bill/VEAP education benefits
13	Payments from a sickness, accident or disability insurance policy purchased on your own	50	Income assistance from a charitable group
20	Aid to Families with Dependent Children (AFDC, ADC)	51	Money from relatives or friends
21	General assistance or General relief	52	Lump sum payments
22	Indian, Cuban, or Refugee Assistance	53	Income from roomers or boarders
23	Foster child care payments	54	National Guard or Reserve pay
24	Other welfare	55	Incidental or casual earnings
26	WIC (Women, Infants and Children Nutrition Program)	56	Other cash income not included elsewhere
27	Food stamps		
ASSET LIST		SPECIAL INDICATORS	
Code	Type	Code	Type
100	Regular/passbook savings accounts in a bank, savings and loan or credit union	170	Worked
101	Money market deposit accounts	171	Disabled
102	Certificates of Deposit or other savings certificates	172	Medicare
103	NOW, Super NOW or other interest-earning checking accounts	173	Medicaid
104	Money market funds	174	U.S. Savings Bonds (E, EE)
105	U.S. Government securities	175	Other educational assistance
106	Municipal or corporate bonds		
107	Other interest-earning assets		
110	Stocks or mutual fund shares		
120	Rental property		
130	Mortgages		
140	Royalties		
150	Other financial investments		



INCOME SOURCE SUMMARY (ISS)

INSTRUCTIONS — Column (a) will show the income source code. In column (b), mark (X) for all sources from which income was received during the reference period. Column (c) will show the type of income source. The Amounts section, should be filled starting with the page number shown in column (d) for those income sources which have been marked.

ISS code a.	Mark (X) b.	Type of income source c.	Amounts section page number d.
		INCOME CODES 1-7	
1		Social Security	
2		U.S. Government Railroad Retirement pay	
3		Federal Supplemental Security Income (SSI)	
5		State Unemployment compensation	
6		Supplemental Unemployment Benefits	
		INCOME CODES 8-13	
8		Veterans compensation or pensions	
		INCOME CODES 20-29	
20		Aid to Families with Dependent Children (AFDC, ADC)	(A) - 22 25 28 31 34 37
24		Other Welfare — Specify	
27		Food Stamps	
28		Child Support payments	
29		Alimony payments	
		INCOME CODES 30-38	
30		Pension from company or union	
		INCOME CODES 40-46	
40		GI Bill/VEAP education benefits	
		INCOME CODES 50-56	
55		Incidental or casual earnings	
		ASSET CODES 100-150	
100		Interest Earning Assets Regular/passbook savings accounts in a bank, savings and loan or credit union	(B) - 40
101		Money market deposit accounts	
102		Certificates of Deposit or other savings certificates	
103		NOW, Super NOW or other interest-earning checking accounts	
104		Money market funds	(C) - 41
105		U.S. Government securities	
106		Municipal or corporate bonds	
107		Other interest-earning assets	(D) - 42
110		Stocks or mutual fund shares	
120		Rental property	
130		Mortgages	(E) - 43
140		Royalties	
150		Other financial investments	
		SPECIAL INDICATORS	
170		Worked	Section 2
171		Disabled	
172		Medicare	DO NOT FILL
173		Medicaid	
174		U.S. Savings Bonds (E, EE)	
175		Other educational assistance	

APPENDIX D

COMPARISONS OF ITEM LOCATIONS ON WAVE 1 AND LATER WAVES

A number of changes were made to the record layouts between Waves 1 and 2 for the 1984 panel, while the layouts have remained constant for all subsequent waves. The following table should help you find corresponding locations in the two formats.

<u>Starting Location</u>		<u>Difference</u>	<u>Starting Location</u>		<u>Difference</u>
Wave 1	Waves 2-4		Wave 1	Waves 2-4	
Sample Unit Record			Person Record, continued		
1-35	1-35		1373	1453	+80
n/a	38		n/a	1454	
38	39	+1	1374	1455	+81
Household Record			n/a	1531	
1-927	1-927		1450	n/a	
Family Record			1451	1575	+124
1-184	1-184		1455	n/a	
Person Record			1456	1579	+123
1-8	1-8		1572	n/a	
10	n/a		1583	1695	+112
19	19		n/a	1704	
n/a	31		1592	1731	+139
31	36	+5	Wage & Salary		
n/a	142		1-107	1-107	
137	144	+7	Self-Employed		
680	n/a		1-128	1-128	
n/a	697		General Amounts Type 1		
689	696	+7	1-8	1-8	
n/a	1171		10	n/a	
1160	1179	+19	n/a	10	
n/a	1303		n/a	135	
1284	1304	+20	135	135	+1
n/a	1308		General Amounts Type 2		
1288	1366	+78	1-8	1-8	
n/a	1441		n/a	10-17	
1363	1442	+79	n/a	135	
n/a	1452		135	135	+1

