
SIPP84-H4

SURVEY OF INCOME AND PROGRAM
PARTICIPATION (SIPP)

WAVE 4 RELATIONAL MICRODATA
FILE
CORE DATA ONLY

TECHNICAL DOCUMENTATION

1

SURVEY OF INCOME AND PROGRAM PARTICIPATION (SIPP)

NAVE 4 RELATIONAL MICRODATA FILE

TECHNICAL DOCUMENTATION

Washington, D.C.

1985

U.S. DEPARTMENT OF COMMERCE

Malcolm Baldrige, Secretary
Clarence J. Brown, Deputy Secretary
Sidney Jones, Under Secretary for Economic Affairs

BUREAU OF THE CENSUS

John G. Keane, Director
C. Louis Kincannon, Deputy Director

1

BUREAU OF THE CENSUS

John G. Keane, Director
C. Louis Kincannon, Deputy Director

DATA USER SERVICES DIVISION

Michael G. Garland, Chief
Marshall L. Turner, Jr., Assistant Chief
for User Services
Paul T. Zeisset, Assistant Chief
for Statistical Reports

ACKNOWLEDGMENTS

This technical documentation was prepared within the Data Access and Use Staff, under the direction of James P. Curry, Chief, and Barbara J. Aldrich, Chief of its Technical Information Section. Annette Rulston was coordinator for this documentation. Arnold Goldstein prepared the section on sample design, estimates, and reliability of the data based on materials developed by the Statistical Methods Division. James Clark provided technical assistance on the data dictionary. The data dictionary was developed from materials prepared by Demographic Surveys Division staff. The alphabetic index to the data dictionary was prepared by Paul T. Zeisset. Word processing support was provided by Mary G. Thomas, Jill S. Worthington, and Peggy Taber.

* * * * *

The file should be cited as follows:

Survey of Income and Program Participation (SIPP) Wave 4 Relational Microdata File [machine-readable data file] / prepared by the Bureau of the Census. --Washington: The Bureau [producer and distributor], 1985.

The technical documentation should be cited as follows:

Survey of Income and Program Participation (SIPP) Wave 4 Relational Microdata File Technical Documentation / prepared by the Data User Services Division, Bureau of the Census. --Washington: The Bureau, 1985.

* * * * *

For additional information concerning the file, contact Data User Services Division, Customer Services (Tapes), Bureau of the Census, Washington, D.C. 20233. Phone: (301) 763-4100.

For additional information concerning the technical documentation, contact Data User Services Division, Data Access and Use Staff, Bureau of the Census, Washington, D.C. 20233. Phone: (301) 763-2074.

For additional information concerning the questionnaire content, contact Jack McNeil (763-7946) or John Coder (763-5060) in Population Division, Bureau of the Census, Washington, D.C. 20233.

For additional general information about SIPP, contact Daniel Kasprzyk (763-5784) or David McMillen (763-5502) in Population Division, Bureau of the Census, Washington, D.C. 20233.

|

UPDATE INFORMATION

Additional information concerning this file may be available at a later date. If you have purchased this technical documentation (with or without tape purchase) from the Census Bureau and wish to receive these User Notes, please complete the coupon below and return it to:

Data User Services Division
Data Access and Use Staff
Bureau of the Census
Washington, D.C. 20233

* * * * *

Name of File: Survey of Income and Program Participation (SIPP) Wave 4
Relational Microdata File

Please send me any information that becomes available later concerning the file listed.

Name:

Address:

Phone:

1. The first part of the document discusses the importance of maintaining accurate records of all transactions and activities related to the organization's operations.

2. It also emphasizes the need for transparency and accountability in all financial dealings, ensuring that all stakeholders have access to the necessary information.

3. Finally, the document highlights the role of technology in streamlining processes and improving efficiency, while also addressing the challenges associated with data security and privacy.

SURVEY OF INCOME AND PROGRAM PARTICIPATION (SIPP)
WAVE 4 RELATIONAL MICRODATA FILE

GENERAL INFORMATION

Introduction.	1
Planned Products from SIPP.	5
Sample Design, Estimates, and Reliability of the Data	7
Appendix A Bibliography	A-1
Appendix B Glossary of Selected Terms	B-1

TECHNICAL INFORMATION

USER NOTES.	iii
ABSTRACT.	1
FILE INFORMATION	
File Structure.	7
Geographic Coverage	7
Identification Number System.	7
Topcoding of Income Variables	8
INDEX TO SIPP RELATIONAL CORE FILE.	9
HOW TO USE THE DATA DICTIONARY	29
DATA DICTIONARY	
Sample Unit Information	31
Household Information	35
Family Information.	74
Person Information.	79
Wage/Salary Information	216
Self-Employment Information	224
General Type 1 Income Information	234
General Type 2 Income Information	255
<u>APPENDICES</u>	
A. CODE LISTS	
A-1 Income Source Code List.	295
A-2 Income Sources Included in Monthly Cash Income	297
A-3 Sources of Means-Tested Benefits Covered in SIPP	299
A-4 1980 Census of Population Occupation Classification System	301
A-5 1980 Census of Population Industry Classification System	315
B. RECORD TYPE COUNTS.	323
C. FACSIMILES OF CONTROL CARD AND QUESTIONNAIRE.	325
D. COMPARISON OF ITEM LOCATIONS ON WAVE 1 AND LATER WAVES.	373

.

.....

.

.

.....

SURVEY OF INCOME AND PROGRAM PARTICIPATION (SIPP)

WAVE 4 RELATIONAL MICRODATA FILE

TECHNICAL DOCUMENTATION

GENERAL INFORMATION



INTRODUCTION

Survey Content

There are three basic elements contained in the overall design of the survey content. The first is a control card that serves several important functions. The control card is used to record basic social and demographic characteristics for each person in the household at the time of the initial interview. Because households are interviewed a total of eight or nine times, the card is also used to record changes in characteristics such as age, educational attainment, and marital status, and to record the dates when persons enter or leave the household. Finally, during each interview, information on each source of income received and the name of each job or business is transcribed to the card so that this information can be used in the updating process in subsequent interviews. A facsimile of the control card appears in an appendix to the technical documentation of SIPP files.

The second major element of the survey content is the core portion of the questionnaire. The core questions are repeated at each interview and cover labor force activity, the types and amounts of income received during the 4-month reference period, and participation status in various programs. Some of the important elements of labor force activity are recorded separately for each week of the period. Income reciprocity and amounts are recorded on a monthly basis with the exception of amounts of property income (interest, dividends, rent, etc.) which are recorded as totals for the 4-month period. The core also contains questions covering attendance in postsecondary schools, private health insurance coverage, public or subsidized rental housing, low-income energy assistance, and school breakfast and lunch participation. A facsimile of the questionnaire appears as an appendix in the technical documentation.

The third major element is the various supplements or topical modules that will be asked during selected household visits. The topical modules cover areas that need not be examined every 4 months. Certain of these topical modules are considered to be so important that they are viewed as an integral part of the overall survey. Other topical modules have more specific and more limited purposes. No topical modules were included in the first or second waves of SIPP. (See the following section on sample design for a definition of the term "wave.") The third wave topical module covers (1) educational attainment, (2) work history, and (3) health characteristics (including disability). The fourth wave topical module covers (1) assets and liabilities, (2) pension plan coverage, and (3) housing characteristics.

Sample Design

The SIPP sample design for the 1984 panel consists of about 26,000 housing units selected to represent the noninstitutional population of the United States of which about 21,000 of these were occupied and eligible for interview. The chart on the following page shows the sample design for the first panel of SIPP. The sample households within a given panel are divided into four subsamples of nearly equal size. These subsamples are called rotation groups and one rotation group is interviewed each month. Each household in the sample was scheduled to be interviewed at 4-month intervals over a period of 2 1/2 years beginning in October 1983. The reference period for the questions is the 4-month period preceding the interview. For example, households interviewed in October 1983 were asked questions for the months June, July, August, and September. This household was interviewed again in February 1984 for the October through January period.

Design of First SIPP Panel

<u>Rotation</u>	<u>Wave</u>	<u>Interview month</u>	<u>Reference months</u>
1	1	Oct. 83	June, July, Aug., Sept. (83)
2	1	Nov. 83	July, Aug., Sept., Oct. (83)
3	1	Dec. 83	Aug., Sept., Oct., Nov. (83)
4	1	Jan. 84	Sept., Oct., Nov., Dec. (83)
1	2	Feb. 84	Oct., Nov., Dec. (83), Jan. (84)
2	2	March 84	Nov., Dec. (83), Jan., Feb. (84)
3	2	April 84	Dec. (83), Jan., Feb., March (84)
4	3	May 84	Jan., Feb., March, April (84)
1	3	June 84	Feb., March, April, May (84)
2	3	July 84	March, April, May, June (84)
3	3	Aug. 84	April, May, June, July (84)
4	4	Sept. 84	May, June, July, Aug. (84)
1	4	Oct. 84	June, July, Aug., Sept. (84)
2	4	Nov. 84	July, Aug., Sept., Oct. (84)
3	4	Dec. 84	Aug., Sept., Oct., Nov. (84)
4	5	Jan. 85	Sept., Oct., Nov., Dec. (84)
1	5	Feb. 85	Oct., Nov., Dec. (84), Jan. (85)
2	5	March 85	Nov., Dec. (84), Jan., Feb. (85)
3	5	April 85	Dec. (84), Jan., Feb., March (85)
4	6	May 85	Jan., Feb., March, April (85)
1	6	June 85	Feb., March, April, May (85)
2	6	July 85	March, April, May, June (85)
3	6	Aug. 85	April, May, June, July (85)
4	7	Sept. 85	May, June, July, Aug. (85)
1	7	Oct. 85	June, July, Aug., Sept. (85)
2	7	Nov. 85	July, Aug., Sept., Oct. (85)
3	7	Dec. 85	Aug., Sept., Oct., Nov. (85)
4	8	Jan. 86	Sept., Oct., Nov., Dec. (85)
1	8	Feb. 86	Oct., Nov., Dec. (85), Jan. (86)
2	8	March 86	Nov., Dec. (85), Jan., Feb. (86)
3	8	April 86	Dec. (85), Jan., Feb., March (86)
4	9	May 86	Jan., Feb., March, April (86)
1	9	June 86	Feb., March, April, May (86)
2	9	July 86	March, April, May, June (86)
3	9	Aug. 86	April, May, June, July (86)



In general, one cycle of interviews covering the entire sample, using the same questionnaire, is called a wave.¹ This design was chosen because it provides a smooth and steady work load for data collection and processing.

A new panel of slightly smaller size is scheduled to be introduced in February 1985 and in January of each succeeding year. This overlapping design provides a much larger sample size (almost twice as large) from which cross-sectional estimates can be made. The overlap also enhances the survey's ability to measure change by lowering the standard errors on differences between estimates for two points in time.

Survey Operations

Data collection operations are managed through the Census Bureau's 12 permanent regional offices. A staff of interviewers assigned to SIPP conduct interviews by personal visit each month with most interviewing completed during the first 2 weeks of that month. Completed questionnaires are transmitted to the regional offices where they undergo an extensive clerical edit before being entered into the Bureau's SIPP data processing system. Upon entering this processing system the data are subjected to a detailed computer edit. Errors identified in this phase are corrected and computer processing continues.

Two of the major steps of computer processing are the assignment of weights to each sample person and imputation for missing survey responses. The weighting procedures assure that SIPP estimates of the number of persons agree with independent estimates of the population within specified age, race, and sex categories. The procedures also assure close correspondence with monthly CPS estimates of households. In almost all cases, a survey nonresponse is assigned a value in the imputation phase of processing. The imputation for missing responses is based on procedures generally referred to as the "hot deck" approach. This approach assigns values for the nonresponse from a sample person who did provide a response and who has characteristics similar to those of the nonrespondent.

The longitudinal design of SIPP dictates that all persons 15 years old and over present as household members at the time of the first interview be part of the survey throughout the entire 2 1/2 year-period. To meet this goal the survey collects information useful in locating persons who move. In addition, field procedures were established that allow for the transfer of sample cases between regional offices. Persons moving within a 100-mile radius of an original sampling area (a county or group of counties) are followed and continue with the normal personal interviews at 4-month intervals. Those moving to a new residence that fall outside the 100-mile radius of any SIPP sampling area are interviewed by telephone. The geographic areas defined by these rules contain more than 95 percent of the U.S. population. Persons moving to Alaska, outside the United States, or into an institution or military barracks are not interviewed.

¹As indicated in the chart on the previous page, wave 2 comprised only three rotation groups (three-fourths of the full sample). This exception was made in order to have the wave 6 topical module (covering taxes and other previous calendar year information) fall in the months of May, June, July, and August.

Because most types of analysis using SIPP data will be dependent not on data for individuals but on groups of individuals (households, families, etc.), provisions were made to interview all "new" persons living with original sample persons (those interviewed in the first wave). These new sample persons entering the survey through contact with original sample persons are considered as part of the sample only while residing with the original sample person.

PLANNED PRODUCTS FROM SIPP

Data from SIPP will be used to examine differences among groups at a given point in time (cross-sectional analysis) and differences over time in the status of given persons and households (longitudinal analysis). Examples of SIPP products planned or under consideration are discussed below. Check the Monthly Product Announcement (MPA), CENDATA, or Data User News for announcements and articles relating to these products. The MPA (free of charge) may be ordered from Customer Services and Data User News (\$21 annual subscription rate) may be ordered from the U.S. Government Printing Office using the order forms on page 4-5. CENDATA is online information available through information services vendors. For further information, contact Data User Services Division on (301) 763-4100.

Monthly average reports. The current report, Economic Characteristics of Households in the United States: 3rd Quarter, 1983 (P-70, No. 1), showing average monthly labor force, income, and program participation statistics is an example of this type of report and is the first in a quarterly series. It is also possible to prepare monthly average estimates for longer time periods, and a publication is planned which will show monthly averages for calendar year 1984.

Monthly transition reports. Because information on many characteristics is collected for individual months, it is possible to tabulate data on month-to-month changes in labor force status, program participation status, and other statuses of interest. Monthly transition reports would present average monthly data for given reference periods (e.g., the average monthly rate of new labor force participants for the fourth quarter of 1983).

Calendar-year profile reports. These reports will provide data on the economic activity of persons and households over the course of a calendar year. Examples of the types of data that would be contained in these reports include annual earnings of persons, annual income of families and households, poverty status of persons and families, work experience during the calendar year, and compositional changes in families and households during the year.

Topical reports. The Census Bureau expects to produce periodic or single-time reports on particular topics (e.g. disability and earnings, health insurance coverage, household net worth). The source of the data for these reports may be either the core or topical modules or some combination of the two.

Characteristics of persons over 1 and 2 year span. By matching together consecutive interviews, it will be possible to obtain a month-by-month history of persons over periods of a year or longer. The reports in this series will provide information on changes in living arrangements, labor force participation, income, and program participation during 1-year or 2-year periods.

Characteristics of families and households over 1 and 2 year span. Reports in this series will be similar in concept to the person reports described above. A complicating factor is the compositional change that will occur in families and households over time.

Special analytical reports. These reports will focus on special topics and be based on a file constructed by matching consecutive interviews. The reports are likely to contain an analysis of the time period preceding and/or following a particular event such as a job change, a change in employment status, a marital disruption, or a move to a new address.

Public-use data files. Initially, files containing data collected in a full wave will be available. These files will be available for purchase by the public shortly after the quarterly reports are released. In addition to the modified hierarchical Wave 1 file, a rectangular file will be available in late December 1984. Other data files that will be made available for public use include calendar year longitudinal files showing monthly data for the 12-month period, panel longitudinal files showing monthly data for the entire life of the panel, and topical module files containing core and topical module data covering the 4-month reference period for a specified wave.

SAMPLE DESIGN, ESTIMATES, AND RELIABILITY
OF THE DATA

This section deals with design of the survey sample, weighting of responses, use of numerical factors to compensate for less than a full sample in making estimates, calculation of standard errors, and use of imputation flags.

Sample Design

The SIPP survey is based on a multi-stage stratified sample of the noninstitutional resident population of the United States. More specifically, the universe of the survey includes persons living in households, plus those persons living in group quarters such as college dormitories and rooming houses. In Wave 1 of the 1984 Panel, inmates of institutions, such as homes for the aged, and persons living abroad were not in the survey universe and thus not eligible for interview. Persons residing in military barracks, although part of the noninstitutional population, were also excluded from the survey universe in Wave 1. Other people in the Armed Forces were eligible, as long as they were living in a housing unit, whether off base or on.

For Wave 2 and subsequent waves, institutionalized persons, persons living abroad, and those living in military barracks become eligible for the survey only if they move into housing units in the United States with original sample persons, i.e., those who were interviewed in Wave 1.

Selection of Primary Sampling Units

To reduce sample selection and interviewing costs the Census Bureau first selects certain areas to be included in the sample, and then samples households within the selected areas. The first stage of this design involves the selection of these areas. The first step of this procedure is the definition of the United States in terms of counties or groups of counties called primary sampling units or PSU's.

PSU's with similar key socioeconomic characteristics are grouped together into strata. Then one sample PSU is selected from each stratum. The PSU's used for SIPP are a subsample of the sample PSU's used in the Current Population Survey.

Of the 174 strata into which PSU's were classified for the 1984 panel, 45 consisted of only a large single metropolitan area; these 45 areas were selected into the sample with certainty. These 45 PSU's are termed "self-representing." The remaining 129 strata consisted of 2 or more PSU's, from which only one was selected into the sample. These PSU's are termed "non-self-representing" because they were selected to represent other PSU's in their stratum as well as themselves.



The strata from which non-self-representing PSU's are selected typically cross State lines. For example, aside from the Detroit metro area, which represents itself, sampled PSU's in Michigan represent a geographically diverse area -- areas spread over the Midwestern States. (Thus, a tabulation of data coded to Michigan, for example, will not yield reasonable estimates for that State. Rather, State codes on the microdata files are primarily useful for determining applicable criteria for programs which vary from State to State.)

Selection of Ultimate Sampling Units

To arrive at the sample of households, geographic units called enumeration districts (ED's), with an average 350 housing units, are sampled from within each of these SIPP sample PSU's. Within those selected ED's 2 to 4 living quarters, or ultimate sampling units (USU's), are systematically selected from address lists prepared for the 1970 census. If the address lists are incomplete, small land areas are sampled. To account for living quarters built within each of the sample areas after the 1970 census, a sample is drawn of permits issued for construction of residential living quarters through March 1983. In jurisdictions that do not issue building permits, small land areas are sampled and the living quarters within are listed by field personnel and then subsampled. In addition, sample living quarters are selected from supplemental frames that include mobile home parks and new construction for which permits were issued prior to January 1, 1970, but for which construction was not completed until after April 1, 1970.

Sampling Rate and Weights

The objective of the sampling is to obtain a self-weighting probability sample. In a self-weighting sample, every sample unit has the same overall probability of selection. In self-representing PSU's the sampling rate is about 1 in 3,700. In non-self-representing PSU's, the sampling rate is higher, as the sampling is adjusted to account for the PSU's probability of selection. For example, if a non-self-representing PSU was selected with a probability of 1/10, the sampling rate within the PSU would be roughly 1 in 370 instead of 1 in 3,700.

In Wave 1, occupants of about 1,000 eligible living quarters were not interviewed because they refused to be interviewed, could not be found at home, were temporarily absent, or were otherwise unavailable. These households were not interviewed in Wave 2, and were classified as noninterviews because they were eligible for inclusion. Wave 2 included only 3 of the 4 rotation groups. For these reasons and as a result of following movers, a total of 14,532 living quarters were designated for Wave 2. Of these, 833 were not interviewed because they no longer contained eligible respondents. An additional 729 households were not interviewed in Wave 2 because of geographical remoteness or because of the reasons listed above for Wave 1 noninterviews. The noninterview rate for Wave 1 was 5 percent, and the combined noninterview rate for Wave 1 and Wave 2 was 9.4 percent.

The estimation procedure used to derive SIPP person weights involves several stages of weight adjustments. In the first wave, each person received a base weight equal to the inverse of his/her probability of selection. In the second wave, each person received a base weight that accounted for differences in the probability of selection caused by the following of movers.

A noninterview adjustment factor was applied to the weight of each interviewed person to account for persons in occupied living quarters who were eligible for the sample but were not interviewed. A factor was applied to each interviewed person's weight to account for the SIPP sample areas not having the same population distribution as the strata from which they were selected.

An additional stage of adjustment to persons' weights was performed to bring the sample estimates into agreement with independent monthly estimates of the civilian (and some military) noninstitutional population of the United States by age, race, and sex. These independent estimates were based on statistics on births, deaths, immigration, and emigration; and statistics on the strength of the Armed Forces. To increase accuracy, weights were further adjusted in such a manner that SIPP sample estimates would closely agree with Current Population Survey (CPS) estimates by type of householder (married, single with relatives or single without relatives by sex and race) and relationship to householder (spouse or other). The estimation procedure for the data in the report also involved an adjustment so that the husband and wife of a household received the same weight.

The weight estimation procedure described above resulted in persons' weights varying from about 500 to 50,000. Persons in the sample for less than the entire 4-month period received zero weights for months not in the sample. Starting in Wave 5 the weighting system will also be adjusted to account for a reduction in the number of sample units interviewed. Most statistical software packages handle weighted data with no difficulty. In tabulating a characteristic the software takes each response and applies the person weight.

Figure 1 illustrates a simple example, in which 3 of 5 persons work full-time, 2 do not. But since the persons who do not work full-time happen to have higher weights than the others, weighted totals show the two groups to be equal.

FIGURE 1. Example of Weighted Data

	<u>Worked</u>		<u>Raw</u>		<u>Weighted</u>	
	<u>Full-Time</u>	<u>Weight</u>	<u>No</u>	<u>Yes</u>	<u>No</u>	<u>Yes</u>
Person 1	No	4,000	1		4,000	
Person 2	No	5,000	1		5,000	
Person 3	Yes	3,000		1		3,000
Person 4	Yes	3,000		1		3,000
Person 5	Yes	3,000		1		3,000
			2	3	9,000	9,000



Preparing National Estimates for Persons, Families, and Households

Weights for persons are carried on each person record, on both the relational (hierarchical) and rectangular files. Weights for households and families are carried, respectively, on the household and family records of the relational file. The weighting process defines the weight of the household to be the same as the weight of the household reference person or householder, and the weight of a family or subfamily is that of the family or subfamily reference person.

On the rectangular file, where household, family, and subfamily segments appear on each person record, all of the applicable weights can be found in that record. Tallying household characteristics from every record would result in counting multi-person households more than once. One way to avoid estimating more households than there really are is to tally household characteristics using only the householder's record, since there is always one and only one householder per household. Similarly, the records of family or subfamily reference persons can be used in generating family and subfamily estimates.

Of course, many desired household characteristics are not already shown on household records or segments, but are derived by summarizing the characteristics of the persons in the household, as for example, the number of persons 65 years old and over in the household. Doing so with SIPP files is somewhat more complicated than with files in which person records are arranged in a strictly hierarchical fashion within household.

Household records in SIPP relational files carry pointers to each person who was a member of the household. There are five sets of pointers, one for each month of the reference period and one for the interview month. The rectangular file does not have these household-to-person pointers, but does identify the address ID of the household of which the person was a member each month. The file can be readily sorted on address ID within sample unit to group household members together for any particular reference month. Another option available to rectangular file users is to sort on the person number of the householder, provided on each household member's record.

Estimates for groups of persons other than households and families

Some analyses involve summarizing to units other than households or families. The persons within a household who benefit from food stamps are one such example. Only part of a family may receive aid or there may be two separate food stamp units living together. For each food stamp receiving unit one adult household member is designated as the prime recipient. The SIPP questionnaire also identifies which children and other household members are covered by those food stamps.

Food stamp coverage is recorded on the SIPP files in two ways. First, the primary recipient's record includes the person numbers of each household member covered, and each of the other covered persons' records has a flag that indicates membership in a food stamp receiving unit. Only the primary recipient's record specifies the amounts of food stamps received for the unit.

To tabulate the characteristics of all food stamp recipients in a household, the easiest approach might be to sort recipients together within households using the reciprocity flags. But if it is necessary to discriminate between multiple food stamp receiving units within a household, the only way is to examine the primary recipient's record and use its list of person numbers to point to the secondary recipients in that unit. Then one could summarize appropriate characteristics across the person records. This way one could determine whether the food stamp reciprocity unit includes a wage-earner, is part of a family below the poverty level, lives together with persons who are not covered, and so forth.

Other programs for which there are pointers from the primary recipient's record to other recipients in the household include Medicaid, AFDC, foster children payments, general assistance, health insurance, Railroad Retirement, Social Security and veterans payments. In all of these cases, all income received by the unit, including payments for the benefit of children, are reported on the record of the primary adult recipient and not on the records of secondary recipients. The weight of the primary recipient is most likely to be appropriate in tabulations of food stamp reciprocity units and similar groups of individuals.

Estimates for Different Reference Periods

Each person and household is assigned 5 weights on each interview file, one for each of the four reference months and one for the interview month. Families and subfamilies are assigned only 4 weights since there is no attempt to define families as of the reference date. The 4 sets of reference month weights can be used only to form reference month estimates. Reference month estimates can be averaged, however, to form estimates of monthly averages over some period of time. For example, using the proper weights one can estimate the monthly average number of persons in a specified income range over the 4-month period.

The fifth weight is specific to the interview month. This weight can be used to form person or household estimates that specifically refer to characteristics as of the interview month. For example, one might want to estimate the number of unmarried adults living with an aged parent as of the latest observation. Interview weights can also be used to form estimates referring to the time period including the interview month and 4 previous months. One caution is that characteristics as of the interview date may not reflect that entire month--the persons could move, marry, or die before the end of the month.

The interview weight is also used for estimating a few of the demographic characteristics and other information that appear on the file for the 4-month reference period as a whole, but not for each month, such as race or sex.

None of these weights has been designed to yield the best estimates for a person's or household's status over two or more months, as for example, the number of households existing in October 1983 who experienced a 50 percent increase in income between July and August.

Calendar Month Data and Time Dimensioned Summary Statistics

In tabulating SIPP data for a particular calendar month, one must keep in mind the survey design. Most waves include 4 rotation groups, interviewed in four successive months. Figure 2 is a schematic diagram of the 1984 Panel design.

Months, quarters and years are shown along the top. Each cell shows the wave and rotation groups for which data are collected for each month. Thus, in the first interview, conducted in October 1983, data were collected from Wave 1-Rotation Group 1 households for the months of June, July, August and September.

As successive rotation groups are interviewed, the 4-month reference periods advance by 1 month. Wave 1-Rotation Group 2 households were interviewed in November 1983 for data for July through October.

In deriving calendar month or quarterly estimates from the data files, it is important to know how many rotation groups were interviewed, as less than the full sample may be available. If this is the case, the estimates must be inflated by an appropriate factor.

In some months, a full sample of 4 rotation groups from the same wave will be available. For Wave 1 (see figure 2), data for September 1983 were collected from the full sample. These data consist of month 4 data for Rotation Group 1, month 3 data for Rotation Group 2, month 2 data for Rotation Group 3, and month 1 data for Rotation Group 4. All of these figures (with appropriate weights) must be added together because any one rotation group includes only one-fourth of the SIPP sample.

In deriving quarterly estimates, a full sample consists of data for 4 rotation groups for each of the 3 months in the quarter. This would entail using data from 2 or 3 waves. For example, the fourth quarter of 1983 includes various rotation groups from Waves 1 and 2. Weighted data from all these rotation groups must be added together to form a full sample.

Note, however, that a full sample is not available for the third quarter of 1983. Or for subsequent quarters, the analyst may not want to wait for another wave of data to become available. Procedures to use in deriving estimates based on a partial sample are explained below.

Working With Less Than the Full Sample

Figure 2 also illustrates that for October 1983, data were collected from only three rotation groups of Wave 1. Thus the sample size available is three-fourths that available for September. The preferred way to handle this is to acquire Wave 2 as well, and combine October data for Wave 2-Rotation Group 1 with the Wave 1 October data for Rotation Groups 2, 3 and 4.

If a particular application does not require the full sample size, however, one could use only Wave 1 data for October and multiply weighted results by a factor of 1.33 to compensate for having only three-fourths of the sample. This is illustrated in figure 3.

FIGURE 3. Factors for Monthly Data: Wave 1, 1984 Panel

<u>Month of Interview</u>	<u>Rotation Group</u>	<u>Reference Period</u>								
		<u>Second Quarter</u>			<u>Third Quarter</u>			<u>Fourth Quarter</u>		
		<u>Apr.</u>	<u>May</u>	<u>June</u>	<u>July</u>	<u>Aug.</u>	<u>Sept.</u>	<u>Oct.</u>	<u>Nov.</u>	<u>Dec.</u>
October	1			X	X	X	X			
November	2				X	X	X	X		
December	3					X	X	X	X	
January	4						X	X	X	X

Factors to Compensate for Missing Rotation Groups

4 2 1.33 1 1.33 2 4

To use Wave 1 data for the month of November, double the estimates (which compensates for having only one half of the sample consisting of Rotation Groups 3 and 4), and for December multiply the estimates by 4 (since they are based on a one-fourth sample consisting of rotation group 4 alone). Corresponding factors apply to data for June, July and August (also available in Wave 1) as well, and for these months the factors must be used, as the alternative of picking up the missing rotation groups in another wave does not exist.

A similar approach is applicable to subsequent waves as well. The particular factor to use is determined by the number of rotation groups covered in the time period one is analysing. Factors for Waves 1 and 2 and combined Wave 1 and 2 estimates are given in Table 1 below.

Table 1. Factors to be Applied to Basic Parameters to Obtain Parameters for Specific Reference Periods

Wave 1 Estimates

June 1983, December 1983	4.00
July 1983, November 1983	2.00
August 1983, October 1983	1.33
September 1983	1.00
3rd Quarter 1983	1.22
4th Quarter 1983	1.85
July-December 1983	1.06

Wave 2 Estimates

October 1983 and March 1984	4.00
November 1983 and February 1984	2.00
December 1983 and January 1984	1.33
4th Quarter 1983	1.85
1st Quarter 1984	1.85

Wave 1 and 2 Combined Estimates

June 1983 and March 1984	4.00
July 1983 and February 1984	2.00
August 1983 and January 1984	1.33
September through December 1983	1.00
3rd Quarter 1983	1.22
4th Quarter 1983	1.00
1st Quarter 1984	1.85
July-December 1983	1.06

Factors must also be applied to quarterly estimates or those for longer periods of time if less than the full sample for any month is available. Thus, in table 1 a factor of 1.22 must be applied to third quarter 1983 estimates, 1.85 to fourth quarter estimates using either Wave 1 or Wave 2, but a factor of 1.00 (i.e., no factor is needed) for fourth quarter 1983 estimates using full sample data from the combined Wave 1 and Wave 2 files.

Caveats for Calendar Month Data

Although it is possible to examine the data on a monthly basis and examine the data in a strictly cross sectional sense, there are qualifications or biases in this type of analysis.



First, no evaluations have been made of responses to income and related variables that are provided on a monthly basis. There may be some biases in this reporting. For example, people may tend to report a rough monthly average for their income over the four month reference period rather than specifically recalling amounts separately for each month. If this were so it would not be possible to analyze real month-to-month changes in income figures.

Second, most data users have been able to work only with annual income figures to this point, using the census, CPS or other surveys which measure income only once during a year. There will be considerable temptation for SIPP users to return to familiar analytical ground by multiplying 4-month income figures by 3 to estimate 12-month income. To do so would ignore seasonal variation in employment and income. A better approach to annual income would be to match together the first several waves and look at actual income experience across 12 months, perhaps comparing the results to the annual income and taxation information reported in Wave 5.

Time-Dimensioned Summary Statistics

An approach to analyzing these data that would reduce the biases just discussed for monthly estimates involves summarizing data across time. In this approach one calculates standard summary statistics such as counts, means, and modes across time as well as across individuals.

For example, instead of calculating the number of persons with incomes over \$3,000 for the month of July, one would calculate the number of persons with a mean monthly income of \$3,000 or more during the 3rd quarter.

This approach is relatively straightforward at the person level. However, at the family or household level, an additional complexity is added. One must first define these groups and identify the changes that occur during the quarter.¹ Then the conditions under which new groups are formed must be defined. Longitudinal concepts of households and families are the subject of a Working Paper, "Toward a Longitudinal Definition of Households" by David McMillen and Roger Herriot, available from the Census Bureau.

Producing Estimates Below the National Level

Census Regions

The total estimate for a region is the sum of the state estimates in that region. However, one of the groups of states, formed for confidentiality reasons, crosses regional boundaries. This group consists of South Dakota

¹These problems do not arise in Wave 1, as households were defined as of the interview and changes during the reference months were not recorded.

(Midwest Region), Idaho (West Region), New Mexico (West Region), and Wyoming (West Region). To compute the total estimate for the Midwest Region, a factor of .203 should be applied to the above group's total estimate and added to the sum of the other state estimates in the Midwest Region. For the West Region, a factor of .797 should be applied to the above group's total estimate and added to the sum of the other states in the West.

Estimates for regions included in the published SIPP reports reflect the actual region of residence, not the results of proration across the 4-state group. Thus there will be minor discrepancies between published regional totals and estimates derivable from microdata files for the Midwest and West regions.

Estimates from this sample for individual states are subject to very high variance and are not recommended. The State codes on the file are primarily of use for linking respondent characteristics with appropriate contextual variables (e.g., State-specific welfare criteria) and for tabulating data by user-defined groupings of States.

Producing Estimates for the Metropolitan Population

For 15 states in the SIPP sample, metropolitan or nonmetropolitan residence is identified. (On the rectangular file, use variable H*-METRO, characters 94, 382, 670, and 958. On the relational file, use METRO, character 24 on the household record). Metropolitan residence is defined according to the definition of Metropolitan Statistical Areas as of June 30, 1983. In 21 additional states, where the nonmetropolitan population in the sample was small enough to present a disclosure risk, a fraction of the metropolitan sample was recoded so as to be indistinguishable from nonmetropolitan cases (METRO=2). In these states, therefore, the cases coded as metropolitan (METRO=1) represent only a subsample of that population.

In producing state estimates for a metropolitan characteristic, multiply the individual, family, or household weights by the metropolitan inflation factor for that state, presented in Table 2 below. (This inflation factor compensates for the subsampling of the metropolitan population and is 1.0 for the states with complete identification of the metropolitan population).

In producing regional or national estimates of the metropolitan population it is also necessary to compensate for the fact that no metropolitan subsample is identified within two states (Maine and Iowa) and one state-group (Mississippi-West Virginia). (There were no metropolitan areas sampled in South Dakota-Idaho-New Mexico-Wyoming). Therefore, a different factor for regional and national estimates is in the right-hand column of Table 2 below. The results of regional and national tabulations of the metropolitan population will be biased slightly, although less than one-half of one percent of the metropolitan population is not represented.

Table 2. Metropolitan Subsample Factors

(Multiply these factors times the weight for the person,
family or household)

		Factors for use in State or MSA Tabulations	Factors for use in Regional or National Tabs
Northeast:	Connecticut	1.0390	1.0432
	Maine	-	-
	Massachusetts	1.0000	1.0040
	New Jersey	1.0000	1.0040
	New York	1.0110	1.0150
	Pennsylvania	1.0025	1.0065
	Rhode Island	1.2549	1.2599
Midwest:	Illinois	1.0232	1.0310
	Indiana	1.0000	1.0076
	Iowa	-	-
	Kansas	1.6024	1.6146
	Michigan	1.0000	1.0076
	Minnesota	1.0000	1.0076
	Missouri	1.0611	1.0692
	Nebraska	1.7454	1.7587
	Ohio	1.0134	1.0211
	Wisconsin	1.0700	1.0782
South:	Alabama	1.1441	1.1511
	Arkansas	1.0000	1.0061
	Delaware	1.0000	1.0061
	District of Columbia	1.0000	1.0061
	Florida	1.0333	1.0396
	Georgia	1.0000	1.0061
	Kentucky	1.1124	1.1192
	Louisiana	1.1470	1.1540
	Maryland	1.0000	1.0061
	North Carolina	1.0000	1.0061
	Oklahoma	1.1146	1.1214
	South Carolina	1.1270	1.1339
	Tennessee	1.0000	1.0061
	Texas	1.0192	1.0254
	Virginia	1.0778	1.0844
West Va. - Miss.	-	-	
West:	Arizona	1.0870	1.0870
	California	1.0000	1.0000
	Colorado	1.0000	1.0000
	Hawaii	1.0000	1.0000
	Oregon	1.0879	1.0879
	Washington	1.0868	1.0868

- indicates no metropolitan subsample is shown for the State.

Estimates for the metropolitan population produced from the microdata files will differ from published summary figures for the metropolitan population not only because of the subsampling scheme but also because of differences in the definition of the metropolitan population. Published figures are based on Standard Metropolitan Statistical Areas (SMSA's) defined as of June 30, 1981, consistent with the definition for the 1980 census. The microdata files use the definitions for Metropolitan Statistical Areas (MSA's) as of June 30, 1983. That definitional change resulted in increasing the metropolitan population by 1.4 percent. Eventually, the published figures will also reflect 1983 MSA definitions.

Producing Estimates for the Nonmetropolitan Population

State, regional, and national estimates of the nonmetropolitan population cannot be computed directly, except for the 15 states where the factor in Table 2 is 1.0. In all other states, the cases identified as not in the metropolitan subsample (METRO=2) are a mixture of nonmetropolitan and metropolitan households. Only an indirect method of estimation is available: first compute an estimate for the total population, then subtract the estimate for the metropolitan population.

Codes for Individual MSA's

Codes for certain large individual MSA's are included on the microdata files, such as are State codes, to provide users some flexibility in defining higher level aggregate areas and to allow linking respondent characteristics to available contextual variables. Individual MSA codes are given if the MSA has at least 250,000 inhabitants in sampled counties within the state, and if its identification would not result in the indirect identification of residual metropolitan population less than 250,000. Sample sizes associated with individual MSA's are typically very small.

When creating estimates for particular identified MSA's or CMSA's apply the Table 2 factor to the weights appropriate to the state, as discussed above. For multi-state MSA's, use the factor appropriate to each state part. For example, to tabulate data for the Washington, DC-MD-VA MSA, apply the Virginia factor of 1.0778 to weights for residents of the Virginia part of the MSA; Maryland and DC residents require no modification to the weights (i.e., their factors equal 1.0). This may still not produce reasonable estimates for an individual MSA for three reasons: 1) the sample size is very small; 2) the MSA may be non-self-representing; and 3) certain counties added to MSA's between 1970 and 1983 may not have been included in the 1984 panel.

Sampling Variability

Data found in SIPP publications or in user tabulations from the SIPP microdata are estimates based on the weighted counts from the survey. These numbers only approximate the far more costly counts that would result from a census of the entire population from which the sample was drawn. There are two types of errors possible in an estimate based on a sample survey: Sampling and non-sampling. We are able to provide estimates of the magnitude of SIPP sampling error, but this is not true of nonsampling error.

Standard Errors and Confidence Intervals

Standard errors indicate the magnitude of the sampling error. They also partially measure the effect of some nonsampling errors in response and enumeration, but do not measure any systematic biases in the data. The standard errors for the most part measure the variations that occurred by chance because a sample was surveyed instead of the entire population.

The sample estimate and its standard error enable one to construct confidence intervals, ranges that would include the average result of all possible samples with a known probability. For example, if all possible samples were selected, each of these being surveyed under essentially the same general conditions and using the same sample design, and if an estimate and its standard error were calculated from each sample, then:

1. Approximately 68 percent of the intervals from one standard error below the estimate to one standard error above the estimate would include the average result of all possible samples.
2. Approximately 90 percent of the intervals from 1.6 standard errors below the estimate to 1.6 standard errors above the estimate would include the average result of all possible samples.
3. Approximately 95 percent of the intervals from two standard errors below the estimate to two standard errors above the estimate would include the average result of all possible samples.

The average estimate derived from all possible samples is or is not contained in any particular computed interval. However, for a particular sample, one can say with a specified confidence that the average estimate derived from all possible samples is included in the confidence interval.

Hypothesis Testing

Standard errors may also be used for hypothesis testing, a procedure for distinguishing between population parameters using sample estimates. The most common types of hypotheses tested are 1) the population parameters are identical versus 2) they are different. Tests may be performed at various levels of significance, where a level of significance is the probability of concluding that the parameters are different when, in fact, they are identical.

To perform the most common test, let X_A and X_B be sample estimates of two parameters of interest. A subsequent section explains how to derive a standard error on the difference $X_A - X_B$. Let that standard error be S_{DIFF} . Compute the ratio $R = (X_A - X_B) / S_{DIFF}$. If this ratio is between -2 and +2, no conclusion about the parameters is justified at the 5 percent significance level. If on the other hand, this ratio is smaller than -2 or larger than +2, the observed difference is significant at the 5 percent level.

In this event, it is a commonly accepted practice to say that the parameters are different. Of course, sometimes this conclusion will be wrong. When the parameters are, in fact, the same, there is a 5 percent chance of concluding that they are different.

Calculating Standard Errors for SIPP

There are two ways for users to compute a standard error for SIPP estimates. One method is to compute variances directly using half-sample and pseudostratum codes. A second method involves calculating generalized standard errors using simple charts and formulas found in published reports or microdata documentation.

Generalized Standard Errors

To derive standard errors that are applicable to a wide variety of statistics and can be prepared at a moderate cost, a number of approximations are required. Most of the SIPP statistics have greater variance than those obtained through a simple random sample because clusters of living quarters are sampled for SIPP.

Two parameters, denoted "a" and "b", have been developed to calculate variances for each type of characteristic. These "a" and "b" parameters, found in table 3, are used in estimating standard errors of survey estimates, and these standard errors are referred to as generalized standard errors.

All statistics do not have the same variance behavior; "a" and "b" parameters were computed for groups of statistics with similar variance behavior. The parameters were computed directly from SIPP 3rd quarter 1983 data.

Table 3. SIPP 1984 Generalized Variance Parameters

Characteristic	Basic Parameters	
	a	b
16+ total persons: program participation and benefits	-0.00009428	16059
As above for 16+ total males	-0.00019844	16059
As above for 16+ total females	-0.00017961	16059
16+ total persons: income, labor force	-0.00003214	5475
As above for 16+ total males	-0.00006765	5475
As above for 16+ total females	-0.00006123	5475
0+ Total persons: all items	-0.00008637	19911
As above for total males	-0.00017863	19911
As above for total females	-0.00016724	19911
Black persons: all items	-0.00026695	7366
As above for Black males	-0.00057368	7366
As above for Black females	-0.00049929	7366
Total households: all items	-0.00007644	6766
Black households: all items	-0.00046611	4675



The "a" and "b" parameters may be used to approximate the standard error for estimated numbers and percentages. Because the actual increase in variance was not identical for all statistics within a group, the standard errors computed from these parameters provide an indication of the order of magnitude of the standard error rather than the precise standard error for any specific statistic. That is why we refer to these as generalized standard errors.

Computing Variances Directly

Pseudo half-sample codes and pseudostratum codes (assigned in such a way as to avoid any disclosure risk) are included on the file to enable direct computation of variances by methods such as balanced repeated replications.² This method may be used if the user can not use the generalized standard errors, as in computing the variance of a correlation coefficient between, say, interest income and dividend income. Since a number of statistical software packages provide simple procedures for using half-sample codes, you may consult documentation for your statistical software for further discussion. The Census Bureau, however, does not vouch for the appropriateness or accuracy of such software.

Variances computed directly will vary from variances estimated by the Census Bureau. These differences are a result of the use of artificial stratum codes on the public use file, whereas the Census Bureau has access to the actual stratum identifiers. Actual stratum codes are withheld from the public-use microdata so as to avoid identifying geographic areas so small that they risk disclosure of confidential information.

Even though these are artificial stratum codes, the variance estimates are expected to be similar to those produced by the Bureau using the real stratum codes. This method is involved, may be expensive, and, of course, is available only to users of SIPP microdata, not users of SIPP publications.

Examples Using Generalized Standard Errors

Some examples illustrate the use of "a" and "b" parameters in Table 3 for computing a standard error and the corresponding confidence intervals.

Standard Error of Total

The formula for computing the standard error for a total is:

$$s = \sqrt{ax^2 + bx} \quad (1)$$

²William G. Cochran provides a list of references discussing the application of this technique in Sampling Techniques, 3rd Ed. (New York: John Wiley and Sons, 1977), p. 321.

where "a" and "b" are the parameters associated with the estimate for the particular reference period and x is the weighted estimate.

Based on a tabulation from the SIPP survey data you would find that there were 16,000,000 households with a mean monthly income during the 3rd quarter of 1983 of \$3,000 and over. Suppose you want to develop a 95% confidence interval so you can assess how precise the estimate of 16,000,000 is.

Step 1:

Determine the appropriate "a" and "b" parameters by looking them up in table 3. Since we are dealing with income data for all households the "a" and "b" parameters are -.00007644 and 6766.

Step 2:

Enter these figures in the above formula

$$s = \sqrt{ax^2 + bx}$$

$$= \sqrt{(-.00007644) \times (16,000,000)^2 + (6766 \times 16,000,000)}$$

$$= 297,804.231$$

where 16,000,000 is the estimate, and -.00007644 and 6766 are the "a" and "b" parameters. The resulting standard error (rounded off) is 297,804.

Step 3:

To determine the 95% confidence interval of the estimate, multiply 2 times the standard error, yielding 595,608. The lower bound of the confidence interval is then 16,000,000 minus 595,608 or roughly 15.4 million, and the upper bound is 16,000,000 plus 595,608 or roughly 16.6 million.

Thus we can conclude with 95% confidence that the average estimate derived from all possible samples lies within the interval of 15.4 million to 16.6 million.

The foregoing example assumes you are working with the full SIPP sample, as will normally be the case with SIPP reports and user tabulations. But if you are making a tabulation from SIPP microdata for a reference month for which you do not have data for all rotation groups, you must weight the estimate up by an appropriate factor to compensate for the smaller sample size; you must similarly adjust the estimates of variance.

When you are working with fewer than all 4 rotation groups, the formula becomes

$$s = \sqrt{ax^2 + bx} \cdot \sqrt{f} \quad (2)$$

where the first part of the expression is the same as before, and "f" is a factor compensating for sample size. In other words, when the estimate is weighted up by a factor, the standard error must be multiplied by the square root of the same factor.

The "f" factors for various reference periods are found in table 1 above. The standard error in the above example was 297,804. If we were working with data for July 1983, a month covered by only the first two rotation groups in Wave 1 (see figure 2), our initial estimate using the weights on the microdata file might have been 8,000,000. To compensate for the 2 missing rotation groups, we would apply the factor of 2.0, and thereby double our estimate to 16,000,000. The same factor would enter into the formula in equation (2) to give

$$s = 297,804 \times \sqrt{2.0} = 421,158$$

as the standard error of an estimated 16,000,000 based on 2 rotation groups instead of 4. The confidence interval is then determined in the same way, using this revised standard error.

Wave 1 represents a special case because there are 3 reference months at the start of the survey when the survey did not yet cover all four rotation groups. Only one rotation group has data for June 1983, two for July 1983, and three for August 1983. The first SIPP report included data for the third quarter 1983.

For that period of partial coverage a factor of 1.22 is appropriate, as shown in table 1. If wave 1 data were used to estimate the 4th quarter, the factor would be 1.85. Of course, wave 2 supplies the missing rotation groups for that quarter. If wave 1 and wave 2 files were used together, estimates could be made from the full sample, so that no factor adjustment would be needed. Since the factors associated with the metropolitan area subsample are generally very close to 1.0, the factors may be ignored in calculating variances for metropolitan summaries.

Standard Error of a Percent

Computing the standard error and confidence interval for a percent follows a similar procedure. The formula for the generalized standard error of a percent is:

$$s = \sqrt{\frac{b}{y} p(100-p)} \cdot \sqrt{f} \quad (3)$$

where

y = the base of the percent (use weighted estimate), i.e., the size of the subclass of interest,

p = the percentage of persons, families, or households possessing the characteristic of interest,

b = the larger of the "b" parameters for the numerator and denominator, and,

f = the factor to adjust for missing rotation groups if necessary.

Note that the "a" parameter is not used.

Suppose we find that of the households in Wave 1 who had a mean monthly income of \$3,000 and over in the third quarter of 1983, 8,916,000 (8.6%) were black. To construct a 95% confidence interval, follow the steps shown below.

Step 1:

Examine the "b" parameter in table 3 for both total and black households to determine the larger of the two. In this case the "b" parameter for total households, 6766, is larger.

The "f" factor from table 1 that is applied to the base parameters to adjust for incomplete data is 1.22, applicable to 3rd quarter data.

Step 2:

Entering the values into the formula in equation (3):

$$s = \sqrt{\frac{6766}{8,916,000} (8.6)(100-8.6)} \cdot \sqrt{1.22}$$

provides us with a standard error of 0.85 percent.

Step 3:

Multiplying the standard error by 2 and adding and subtracting this quantity from the estimate of 8.6% provides a 95% confidence interval of 6.9% to 10.3%.

Standard Error of a Difference

The standard error of a difference between two sample estimates is approximately equal to

$$s_{(x-y)} = \sqrt{s_x^2 + s_y^2 - 2rs_x s_y} \quad (4)$$

where s_x and s_y are the standard errors of the estimates x and y . The estimates can be numbers, percents, ratios, etc. The correlation between x and y is denoted by the correlation coefficient r .³ Table 4 presents the correlation coefficients r for comparisons between months and between quarters. For other types of comparisons, assume r equals zero if it is believed that the value of one variable does not give a strong indication of the value of the other variable. If r is really positive then this assumption will lead to overestimates of the true standard error. If r is negative, the result will be an underestimate of the actual standard error.

As an illustration, SIPP estimates show that the number of persons in nonfarm households with mean monthly household cash income over \$4,000 during the third quarter of 1983 who were aged 35-44 years was 5,313,000 and the number of those aged 25-34 years was 4,353,000, an estimated difference of 960,000. Using the Wave 1 parameters $a = -.00003214$, $b = 5475$, and $I = 1.22$ in equation (2), the standard errors of the estimates for each age group are 185,422 and 168,324 respectively. It is reasonable to assume that these two estimates are not highly correlated. Therefore, the standard error of the estimated difference of 960,000 is

$$\sqrt{(185,422)^2 + (168,324)^2} = 250,428$$

Suppose that it is desired to test the estimated difference at the 95 percent confidence level. The estimated difference divided by the standard error of the difference, $960,000/250,428$, is 3.83. Since this is greater than 2 it is concluded that the difference is significant at the 95 percent confidence level.

Standard Error of a Mean

A mean is defined here to be the average quantity of some item (other than persons, families, or households) per person, family, or household. For example, it could be the average monthly household income of females aged 25 to 34. The standard error of a mean can be approximated by the formula below. Because of the approximations used in developing the formula, an estimate of the standard error of the mean obtained from that formula will generally underestimate the true standard error. The formula used to estimate the standard error of a mean \bar{x} is

$$\frac{s}{\bar{x}} = \sqrt{\frac{b}{Y} s^2} \cdot \sqrt{f} \quad (5)$$

³The correlation coefficient measures the extent to which the value of one variable gives an indication of the value of another variable. An example of a positive correlation is that between food stamp and AFDC reciprocity. Food stamp and bond income reciprocity are variables possessing a negative correlation. Another example of variables with positive correlation occurs when it is desired to measure the difference in a variable between two months or quarters.



Table 4. Correlations for Monthly and Quarterly Comparisons

<u>Wave 1 Estimates</u>	Total income, wage income and similar types of income	Program partici- pation income, nonincome, labor force
Jun-Jul, Nov-Dec 1983	0.57	0.35
Jul-Aug, Oct-Nov 1983	0.65	0.41
Aug-Sep, Sep-Oct 1983	0.69	0.43
Jun-Aug, Oct-Dec 1983	0.43	0.26
Jul-Sep, Sep-Nov 1983	0.53	0.32
Aug-Oct 1983	0.50	0.30
Jun-Sep, Sep-Dec 1983	0.35	0.20
Jul-Oct, Aug-Nov 1983	0.29	0.16
Jun-Oct, Jul-Nov, Aug-Dec, Jun-Nov, Jul-Dec, Jun-Dec 1983	0.00	0.00
3rd Quarter-4th Quarter 1983	0.28	0.14
<u>Wave 2 Estimates</u>		
Oct-Nov 1983, Feb-Mar 1984	0.57	0.35
Nov-Dec 1983, Jan-Feb 1984	0.65	0.41
Dec 1983-Jan 1984	0.80	0.50
Oct-Dec 1983, Jan-Mar 1984	0.43	0.26
Nov 1983-Jan 1984, Dec 1983-Feb 1984	0.61	0.37
Oct 1983-Jan 1984, Dec 1983-Mar 1984	0.40	0.23
Nov 1983-Feb 1984	0.35	0.20
Oct 1983-Feb 1984, Nov 1983-Mar 1984	0.00	0.00
Oct 1983-Mar 1984		
4th Quarter 1983-1st Quarter 1984	0.34	0.20

Table 4--Continued

<u>Wave 1 and 2 Combined Estimates</u>	Total income, wage income and similar types of income	Program partici- pation income, nonincome, labor force
Jun-Jul 1983, Feb-Mar 1984	0.57	0.35
Jul-Aug 1983, Jan-Feb 1984	0.65	0.41
Aug-Sep 1983, Dec 1983-Jan 1984	0.69	0.43
Sep-Oct, Oct-Nov, Nov-Dec 1983	0.80	0.50
Jun-Aug 1983, Jan-Mar 1984	0.43	0.26
Jul-Sep 1983, Dec 1983-Feb 1984	0.53	0.32
Aug-Oct 1983, Nov 1983-Jan 1984	0.65	0.39
Sep-Nov, Oct-Dec 1983	0.75	0.45
Jun-Sep 1983, Dec 1983-Mar 1984	0.35	0.20
Jul-Oct 1983, Nov 1983-Feb 1984	0.50	0.28
Aug-Nov 1983, Oct 1983-Jan 1984	0.61	0.35
Sep-Dec 1983	0.70	0.40
Jun-Oct 1983, Nov 1983-Mar 1984	0.33	0.18
Jul-Nov 1983, Oct 1983-Feb 1984	0.46	0.25
Aug-Dec 1983, Sep 1983-Jan 1984	0.56	0.30
Jun-Nov 1983, Oct 1983-Mar 1984	0.30	0.15
Jul-Dec 1983, Sep 1983-Feb 1984	0.42	0.21
Aug 1983-Jan 1984	0.60	0.30
Jun-Dec 1983, Sep 1983-Mar 1984	0.28	0.13
Jul 1983-Jan 1984, Aug 1983-Feb 1984	0.45	0.20
Jun 1983-Jan 1984, Aug 1983-Mar 1984	0.29	0.12
Jul 1983-Feb 1984	0.25	0.10
Jun 1983-Feb 1984, Jul 1983-Mar 1984	0.00	0.00
Jun 1983-Mar 1984		
3rd Quarter-4th Quarter 1983	0.63	0.36
4th Quarter 1983-1st Quarter 1984	0.51	0.29
3rd Quarter 1983-1st Quarter 1984	0.39	0.18



where y is the size of the base, s^2 is the estimated variance of x , b is the parameter associated with the particular type of item, and f is the adjustment factor.

The estimated population variance, s^2 , is given by formula (6):

$$s^2 = \frac{\sum_{i=1}^n w_i x_i^2}{\sum_{i=1}^n w_i} - \bar{x}^2 \quad (6)$$

where there are n persons with the item of interest; w_i is the final weight for person i ; and x_i is the value of the estimate for person i .

If the calculation of s^2 using formula (6) is too cumbersome, then formula (7) may be used instead:

$$s^2 = \sum_{i=1}^c p_i x_i^2 - \bar{x}^2 \quad (7)$$

where each person (or other unit of analysis) is in one of c groups (e.g., income categories within an income distribution); the p_i 's are the estimated proportions of responses within each group; the x_i 's are the midpoints of each group. If group c is open-ended, i.e., no upper interval boundary exists, then an approximate average value is

$$x_c = \frac{3}{2} Z_{c-1} \quad (8)$$

where Z_{c-1} is the lower boundary of the group (e.g., \$75,000 in the category \$75,000 or more). If an open-ended group c does exist, the approximation could easily be bad. To reduce this danger, create data categories so as to keep c and Z_{c-1} large. This could be done by creating more categories, e.g., more income groups.

Standard Error of a Mean Number of Persons with Characteristic Per Family or Household

Mean values for persons in families or households may be calculated as the ratio of two numbers. The denominator, y , represents a count of families or households of a certain class, and the numerator, x , represents a count of persons with the characteristic under consideration who are members of these families or households. For example, the mean number of children per family with children is calculated as

$$\frac{x}{y} = \frac{\text{total number of children in families}}{\text{total number of families with children}}$$



For means of this kind, the standard error is approximated by the following formula:

$$s_{\left(\frac{x}{y}\right)} = \sqrt{\left(\frac{x}{y}\right)^2 \left[\left(\frac{s_y}{y}\right)^2 + \left(\frac{s_x}{x}\right)^2 - 2r \left(\frac{s_x}{x}\right) \left(\frac{s_y}{y}\right) \right]} \quad (9)$$

The standard error of the estimated number of families or households is s_y , and the standard error of the estimated number of persons with the characteristic is s_x . In the formula, r represents the correlation coefficient between the numerator and the denominator of the estimate. If at least one member of each family or household in the class possesses the characteristic of interest, then use 0.7 as an estimate of r . If, on the other hand, it is possible that no member of a family or household has the characteristic, then use $r = 0$. In the example, you would use $r = 0.7$ for the average number of persons per family, but $r = 0$ for the average number of teenagers per family.

Standard Error of a Median

To compute a median, first group the units of interest (e.g., persons) into cells by the value of the statistic under consideration (e.g., single years of age). Then form a cumulative density for the cells (e.g., by cumulatively adding the proportion of persons of each age). Identify the first cell with cumulative density greater than 0.5. Use interpolation to find the value of the characteristic that corresponds to cumulative density 0.5. That value is the estimated median. Different methods of interpolation may be used. The most common are simple linear interpolation and Pareto interpolation. No universal rules exist on which method to use. The best procedure is to define the cells (e.g., income intervals) to be so small that the method of interpolation does not matter.

The sampling variability of an estimated median depends upon the form of the distribution as well as the size of its base or class. Given that the data were grouped into intervals (e.g., income intervals), then the standard error of a median is given by

$$\frac{\sqrt{bN} (A_2 - A_1)}{2(N_2 - N_1)} = \frac{\sqrt{bN} W}{2F} \quad (10)$$

or

$$\frac{\sqrt{bN} \ln(A_2/A_1)}{\sqrt{N} \ln[(N-N_1)/(N-N_2)]} \quad (11)$$

depending on whether the linear (10) or the Pareto (11) interpolation was used for estimating the median, where

- M = the estimated median
- A_1 and A_2 = the lower and upper boundaries of the interval in which the median falls,
- W = $A_2 - A_1$, the width of the interval in which the median falls,
- N_1 and N_2 = the number of units with the characteristic (e.g., income) less than A_1 and A_2 , respectively,
- F = $N_2 - N_1$, the number of units in the interval in which the median lies,
- N = the total number of units in the frequency distribution,
- b = the appropriate value of the parameter "b".

The following example illustrates the computation of the standard error of a median using linear interpolation. SIPP estimates from the report, "Economic Characteristics of Households in the United States: Third Quarter 1983," Series F-70, No. 1, table 1, show that the estimated median of the average monthly household cash income of females in the third quarter of 1983 was \$1,841 and N = 115,848,000. The appropriate "b" parameter from table 3 of this chapter is 19,911, which must be multiplied by the 3rd quarter factor of 1.22, yielding 24,291. We used the interval defined by $A_1 = \$1,600$, $A_2 = \$1,999$, $N_1 = 50,084,000$, and $N_2 = 62,087,000$. So W = \$399 and F = 12,003,000. Using the formula in equation (10) above the approximate standard error is

$$\frac{\sqrt{(24,291)(115,848,000)(\$399)}}{2(12,003,000)} = \$27.88 \quad (12)$$

Thus, rounding to \$28, the 68 percent confidence interval of the median is from \$1,813 to \$1,869, and the 95 percent confidence interval is from \$1,785 to \$1,897.⁴

⁴The standard error of \$27.88 computed here differs from the standard error of the median found in the report referenced in the text. Since publication of the report, new parameters in table 3 of this chapter were developed based entirely on SIPP data. These parameters, given in this chapter, are to be used in place of those given in the Source and Reliability sections of that report or the Wave 1 Technical Documentation.

Standard Errors of Ratios of Means or Medians

In this section, the correlation between the numerator and denominator, r , is assumed to be zero. So, the standard error for a ratio of means or medians is approximated by this formula:

$$s\left(\frac{x}{y}\right) = \sqrt{\left(\frac{x}{y}\right)^2 \left[\left(\frac{s_y}{y}\right)^2 + \left(\frac{s_x}{x}\right)^2\right]} \quad (13)$$

The standard errors of the two means or medians are s_x and s_y . If r is actually positive (negative), then this procedure will provide an overestimate (underestimate) of the standard error for the ratio of means and medians.

Nonsampling Error

In addition to sampling error, discussed above, nonsampling errors are also present in SIPP data. Nonsampling errors can be attributed to many sources.

Undercoverage

Some housing units may have been missed in the listing operation prior to sampling; sometimes persons are missed within a sampled household. Past studies of censuses and household surveys have shown that undercoverage varies by age, race, and residence. Ratio estimation to independent age-sex-race population controls partially corrects for the bias due to survey undercoverage. However, biases exist in those estimates insofar as the characteristics of missed persons differ from those of respondents in each age-sex-race group. Further, the independent population controls have not been adjusted for undercoverage in the decennial census. Undercoverage in SIPP relative to the independent controls is about 7 percent for both Wave 1 and Wave 2. The undercoverage rate is likely to increase in subsequent waves due to lack of complete coverage of immigrants, institutional discharges, and movers from military barracks.

Respondent and Enumerator Error

Persons may have misinterpreted certain questions, or there may be an inability or unwillingness to provide the correct information. One source of such inability arises when one household member responds for other members. In another, a number of evaluation programs from the decennial census have suggested that some persons tend to underreport their income. Or, there may be a problem in recalling information, though the shorter reference period employed in SIPP should reduce this problem. The greater detail in SIPP questions and the training of interviewers should help prompt more complete income reporting than

Processing Error

Errors may have been introduced in the handling of the questionnaires by the Census Bureau. The coding of write-in entries for occupation, for instance, is subject to a certain level of mistakes.

Nonresponse

Nonresponse to particular questions in the survey also allow for the introduction of bias into the data, since the characteristics of nonrespondents may differ from those of respondents.

The initial evaluation of the quality of the data from SIPP show improvements in the accuracy and completeness of the data on income and program participation over that obtained from March CPS. For the third quarter of 1983, SIPP nonresponse rates ranged from a low of about 3 percent for questions about Aid to Families with Dependent Children and food stamp allotments, to about 13 percent for those concerning self-employment income. These rates contrast sharply with the higher nonresponse rates from the March CPS. The rates for CPS range from a low of 9 percent for food stamp allotments to 24 percent for self-employment income.

The reasons attributed to the improvement in the measurement of income are SIPP's shorter recall period, and more emphasis in SIPP on complete and accurate reporting of income data. For example, in determining assets respondents are asked about type of ownership (whether jointly held) as well as value. Respondents are called back when information is incomplete.

The nonresponse rate for monthly wage and salary income overall averaged about 6.2 percent for the initial SIPP interviews. However, proxy responses caused significantly higher nonresponse rates for some of the key items.

The nonresponse rate for self-respondents, which accounted for 64 percent of the total, was 4.6 percent, while the rate for proxy respondents was 9.0 percent.

Noninterview rates for the first two waves of SIPP are 4.8 percent for Wave 1 and 9.4 percent for Wave 1 and Wave 2 combined. Most of these cases (77 percent) were refusals, but other cases included "no one at home" and "temporarily absent". These rates are an improvement on the rates experienced in the Income Survey Development Program (ISDP), a predecessor to SIPP, and are comparable with rates obtained in CPS. Since SIPP does not replenish a panel in the same manner as CPS, the SIPP noninterview rate will climb considerably above the monthly CPS rate. The Bureau has used complex techniques to adjust the weights for nonresponse, but the success of these techniques in avoiding bias is unknown.

Data quality issues in SIPP are also discussed in "Economic Characteristics of Households in the United States: Fourth Quarter 1983," Series P-70-83-4, Appendix D. This appendix includes comparisons of nonresponse in SIPP and the



March 1984 CPS, as well as comparisons of estimates derived from SIPP with independent estimates for several income types.

Imputation

There are almost no missing data on SIPP microdata files. Nonresponse by an entire household is dealt with in the weighting procedures. That is, noninterviewed households are given zero weights and interviewed households are weighted up to compensate. When an individual within the household refuses the interview or when a response to an individual question is missing, beginning with Wave 2, census computers make imputations for the missing data. For Wave 1, nonresponse to an entire questionnaire by an individual caused the household to receive a zero weight. If the person answered a certain minimum group of questions in Wave 1, the responses to the other items were imputed. Imputations involve the replacement of missing data after Wave 1 with a corresponding value from a housing unit or person having certain other characteristics in common with the unit or person in question.

In general this imputation procedure enhances the usefulness of the data. It simplifies processing for the microdata user by eliminating "not reported" categories. Imputation also enhances the accuracy of the data on targeted characteristics. By imputing a missing characteristic with that of someone similar in other key aspects, the user can work with a more complete data set. When an imputed characteristic is aggregated over a sizable number of persons, deviations from actual (unknown) values tend to even out. Using imputed values also yields more accuracy than substituting the mean for missing data, since the mean would be based on persons perhaps substantially different from those with the missing items. On the other hand, use of imputed values can harm the accuracy of characteristics that were not targeted. The targeted characteristics concern socioeconomic stratum.

Inclusion of Imputation Flags

If the characteristics of nonrespondents are systematically different from the characteristics of respondents, as may well be the case for income variables, then it is possible that the imputation system masks certain biases due to nonresponse. For this reason the SIPP microdata files include flags for many data items which allow the user to discriminate between those responses which were actually reported and those entries which were supplied through imputations. These flags, or imputation indicators, appear at the end of the household, person and income records in the SIPP relational microdata file, and at the end of appropriate sections within the records of the rectangular file, generally corresponding one-for-one with specific data items.

In the example in figure 4, the data item for earned income received from a particular job in a particular month is shown on the top half. A sample value of 2000 is illustrated, i.e., \$2000 of income last month. Its corresponding imputation flag is shown on the bottom half. Note that the description of the imputation flag is shown on the bottom half. Note that the description of the imputation flag is shown on the bottom half.



tation flag cites the field name for the corresponding item, WS1-2032. The sample value of 1 in the imputation flag indicates that the original respondent failed to answer the corresponding question, or the entry supplied was unusable for some reason, and that therefore the information in the data item above was imputed from that of another person.

In examining only the income amounts, one would not know that the \$2000 was imputed rather than actually reported by the individual. Only by cross-tabulating income by imputation status can one recognize an imputed income.

FIGURE 4. Illustration of an Imputation Flag

<u>Sample Data Item</u>	Data Dictionary	Sample Values
	(Wage and Salary Record)	
D WS1-2032	5 3293	\$2000
	What was the total amount of pay that ... received before deductions on this job last month (month 4). Range = -9,33332.	
U Persons 15 years old and older		
V -9. Not in universe		
0. None		
 <u>Corresponding Imputation Flag</u>		
D WSICAL01	1 3321	1
	Field 'WS1-2032' was imputed	
V 0 .No imputed input		
1 .Imputed input		

Editing

There are also a number of demographic characteristics from the control card which should not require imputation, but may need to be edited for consistency with other information from the household. In these cases there are no imputation flags, but the file includes both the edited value and the value prior to computer editing, referred to as preedited or unedited. These items are identified by a "U" at the start of the 8-character mnemonic identifying variables in the data dictionary. To detect whether a particular edit had any impact on the data, compare a given data item with its preedited or unedited counterpart.

Uses of Imputation Flags

Although the Bureau could theoretically evaluate the above-cited sources of error—undercoverage, respondent and enumerator error, processing error and nonresponse—it does not do so for SIPP. Thus it is not possible to provide adjustment factors which could somehow be used to "correct" data. On the other hand, the user of the microdata files can study the impact of imputations made for nonresponse.



An analyst can use imputation flags or unedited items in several different ways. First, by computing the rate of imputation one can evaluate the quality of certain data items. For instance, one could find out whether persons receiving aid from the government are less likely to report their other sources of income than persons not participating in such programs.

Imputation flags allow characteristics of nonrespondents to be studied. Do nonrespondents tend to be younger or older, for example, than the rest of the population?

One can exclude imputed data from crosstabulations that might be sensitive to the imputation process. For instance, in comparing the earnings of doctors and dentists, high imputation rates might make the tabulations questionable, since missing income on a doctor's or dentist's record would be imputed from a pool of possible donors which includes a much broader range of professional occupations. Thus, to make sure you are comparing only doctor's incomes with dentist's incomes, it would be appropriate to exclude all cases with either occupation or income imputed.

See the attached listing for a description of the available products from the Survey of Income and Program Participation (SIPP). Please note that Working Paper 8401 was revised in December 1985 to account for program additions and changes which took place in 1985. If you want to receive any of these products, put a check by the appropriate number and mail to:

Daniel Kasprzyk, Special Assistant
Population Division, Room 2025-3
Bureau of the Census
Washington, D.C. 20233

SIPP Working Papers

<u>1984</u>	<u>1985</u>	<u>1986</u>
_____ 8401 (Update No. 1, revised 12/85)	_____ 8501	_____ 8601
_____ 8402	_____ 8502	_____ 8602
_____ 8403	_____ 8503	_____ 8603 Forthcoming
_____ 8404	_____ 8504	_____ 8604
_____ 8405	_____ 8505	_____ 8605 Forthcoming
_____ 8406	_____ 8506	_____ 8606 Forthcoming
_____ 8407	_____ 8507	_____ 8607

Compilations of ASA Papers

_____ 1984
_____ 1985

_____ Journal of Economic & Social Measurement

Current Population Reports, Series P-70

"Economic Characteristics of Households in the United States"

_____ P-70, No. 1
_____ P-70-83-4
_____ P-70, No. 3
_____ P-70, No. 4
_____ P-70, No. 5

-
- [] I would like to be taken off the mailing list
- [] I would like to be notified when new products on the Survey of Income and Program Participation (SIPP) become available.

NAME: _____

ADDRESS: _____

AFFILIATION: _____

SIPP WORKING PAPERS - 1984

- 8401 - (Update No. 1, Revised 12/85) "An Overview of the Survey of Income and Program Participation," by D. Nelson, D. B. McMillen, and D. Kasprzyk.
- 8402 - "Toward a Longitudinal Definition of Households," by D. B. McMillen and R. A. Herriot.
- 8403 - "Papers Presented at the Survey of Income and Program Participation, Session I, at the annual meeting of the American Statistical Association in Philadelphia, Pa., August 13-16, 1984." The papers presented include:
- a. "An Analysis of Turnover in the Food Stamp Program," by T. Carr and I. Lubitz, Mathematica Policy Research, Inc.
 - b. "The Measurement of Household Wealth in SIPP," by E. J. Lamas and J. M. McNeil, Census.
 - c. "The Wealth and Income of Aged Households," by D. P. Radner, Social Security Administration.
- 8404 - "Papers Presented at the Survey of Income and Program Participation, Session II, at the annual meeting of the American Statistical Association in Philadelphia, Pa., August 13-16, 1984." The papers given include:
- a. "Toward a Longitudinal Definition of Households," by D. B. McMillen and R. A. Herriot.
 - b. "Lifetime Work Experience and Its Effect on Earnings," by J. M. McNeil, Census, and J. T. Salvo, New York City Department of Planning.
 - c. "Panel Surveys as a Source of Migration Data," by D. Dahmann, Census.
 - d. "SIPP and CPS Labor Force Concepts: A Comparison," by P. M. Ryscavage, Census.
 - e. "Matching Economic Data to the Survey of Income and Program Participation: A Pilot Study," by S. Haber, George Washington University, and P. Ryscavage, D. Sater, and Y. Valdisera, Census.
- 8405 - "The Survey of Income and Program Participation," by R. A. Herriot and D. Kasprzyk, Census.

- 8406 - "Papers Presented at the Survey of Income and Program Participation, Session III, at the annual meeting of the American Statistical Association in Philadelphia, Pa., August 13-16, 1984." The papers given include:
- a. "Obtaining a Cross-Sectional Estimate From a Longitudinal Survey: Experiences of the ISDP," by H. Huang, Census.
 - b. "Weighting of Persons for SIPP Longitudinal Tabulations," by D. Judkins, D. Hubble, J. Dorsch, D. B. McMillen, and L. Ernst, Census.
 - c. "Longitudinal Family and Household Estimation in SIPP," by L. Ernst, D. Hubble, and D. Judkins, Census.
 - d. "Early Indications of Item Nonresponse in SIPP," by J. Coder and A. Feldman, Census.
- 8407 - "Papers Presented at the Survey of Income and Program Participation, Session IV, at the annual meeting of the American Statistical Association in Philadelphia, Pa., August 13-16, 1984." The papers given include:
- a. "Month-to-Month Income Reciprocity Changes in the ISDP," by J. C. Moore and D. Kasprzyk, Census.
 - b. "Findings From the Student Follow-Up Investigation of the 1979 ISDP," by A. M. Roman and D. V. O'Brien, Census.
 - c. "The ISDP 1979 Research Panel as a Methodological Survey: Implications for Substantive Analysis," by R. A. Kuika, Research Triangle Institute.
 - d. "Some Data Collection Issues for Panel Survey with Application to SIPP," by A. Jean and E. K. McArthur, Census.
 - e. "Managing the Data From the 1979 ISDP," by P. Doyle and C. Citro, Mathematica Policy Research, Inc.

SIPP WORKING PAPERS - 1985

- 8501 - "The Survey of Income and Program Participation: Uses and Applications," by K. S. Short, Census.
- 8502 - "Applications of a Matched File Linking the Bureau of the Census Survey of Income and Program Participation and Economic Data," by S. Haber, George Washington University.
- 8503 - "Using the Survey of Income and Program Participation for Research on the Older Population," by D. B. McMillen, C. M. Taeuber, and J. Marks, Census.
- 8504 - "Summary of the Content of the 1984 Panel of the Survey of Income and Program Participation," by D. T. Frankel, Census.
- 8505 - "Enhancing Data From the Survey of Income and Program Participation With Data From Economic Censuses and Surveys," by D. K. Sater, Census.
- 8506 - "Methodologies for Imputing Longitudinal Survey Items," by V. Huggins, L. Weidman, and M. E. Samuhel, Census.
- 8507 - "New Household Survey and the CPS: A Look at Labor Force Differences," by P. M. Ryscavage, Census, and J. E. Bregger, Bureau of Labor Statistics.

SIPP WORKING PAPERS - 1986

- 8601 - "Some Aspects of SIPP," by Roger Herriot and Daniel Kasprzyk, Census.
- 8602 - "Nonsampling Error Issues in the SIPP," by Graham Kalton, University of Michigan, David McMillen, and Daniel Kasprzyk, Census.
- 8603 - "An Investigation of Model-Based Imputation Procedures Using Data from the Income Survey Development Program," by Vicki J. Huggins and Lynn Weidman, Census. (FORTHCOMING)
- 8604 - "Food Stamp Participation: A Comparison of SIPP with Administrative Records," by Steve Carlson and Robert Dalrymple, Food and Nutrition Services.
- 8605 - "SIPP Longitudinal Household Estimation for the Proposed Longitudinal Definition," by Lawrence R. Ernst, Census (FORTHCOMING)
- 8606 - "A Comparison of Seven Imputation Procedures for the 1979 Panel of the Income Survey Development Program," by Vicki J. Huggins, Census (FORTHCOMING)
- 8607 - "An Investigation of the Imputation of Monthly Earnings for the Survey of Income and Program Participation Using Regression Models," by Vicki J. Huggins and Lynn Weidman, Census

COMPILATIONS OF ASA PAPERS FOR 1984 AND 1985

In August 1984, five sessions concerning SIPP were included in the Annual meeting of the American Statistical Association in Philadelphia, PA. The papers presented in these sessions have been consolidated in: "Survey of Income and Program Participation and Related Longitudinal Surveys: 1984."

This volume not only includes the final version of some of the papers offered in the SIPP Working Paper Series, Nos. 8402-8407, but also includes papers that were unavailable at the time the working papers were released, and papers from the discussants at the meeting. These papers include:

"An Analysis of Turnover in the Food Stamp Program," written by T. Carr and I. Lubitz, Mathematica Policy Research, Inc.

"Using Subjective Assessments of Income to Estimate Family Equivalences Scales: A Report on Work in Progress," written by D. Vaughan, Social Security Administration.

"Longitudinal Item Imputation in a Complex Survey," written by M. E. Samuhel and V. Huggins, Census.

"The German Socio-Economic Panel," written by Ute Hanefeld, Deutsches Institut für Wirtschaftsforschung.

"Household Market and Nonmarket Activities--The First Year of a Swedish Panel Study," written by N. Anders Klevmarck, University of Göteborg, Sweden.

"The Australian National Longitudinal Survey," written by Ian McRae, Bureau of Labour Market Research, Australia.

In August 1985, two sessions concerning SIPP were included in the ASA meeting held in Las Vegas, Nevada. The papers are consolidated in "Survey of Income and Program Participation: 1985."

These papers are included:

"Item Nonresponse in the Survey of Income and Program Participation," written by D. B. McMillen and D. Kasprzyk, Census.

"Characteristics of Sample Attrition in the Survey of Income and Program Participation," written by E. McArthur and K. S. Short, Census.

"Compensating for Wave Nonresponse in the 1979 ISDP Research Panel," written by G. Kalton, J. Lepkowski, and Ting-Kwong Lin, University of Michigan.

"Alternative Definitions of Longitudinal Households in the Income Survey Development Program: Implications for Annual Statistics," written by C. F. Citro, Census.



COMPILATIONS OF ASA PAPERS
FOR 1984 AND 1985

Page 2

"Do We Learn From the Past Experience When Constructing Complex Data?," written by P. Doyle, Mathematica Policy Research, Inc.

"Operationalizing the Poverty Line in a Survey Using Subannual Reference Periods," written by D. Vaughan, Social Security Administration.

"Short Term Change in Household and Family Structure," written by H. Koo, Research Triangle Institute.

"Characteristics of Program Participants: Some Early Evidence From SIPP," written by D. B. McMillen, Census.

"An Exploration of the Applicability of Hazards Models in Analyzing the Survey of Income and Program Participation: Labor Force Transitions," written by K. S. Short and K. Woodrow, Census.

"Gross Changes in Income Reciprocity from the Survey of Income and Program Participation," written by D. Burkhead and J. Coder, Census.

"Designing a Data Center for SIPP: An Observatory for the Social Sciences," written by M. David, University of Wisconsin.

Discussants:

John Czajka, Mathematica Policy Research

Robert Teitel, Teitel Data Systems



Current Population Reports, Household Economic Studies, Series P-70--
"Economic Characteristics of Households in the United States"

Third Quarter 1983 (P-70, No. 1)

Fourth Quarter 1983 (P-70-83-4)

First Quarter 1984 (P-70, No. 3)

Second Quarter 1984 (P-70, No. 4)

Third Quarter 1984 (P-70, No. 5)

(These reports contain average monthly data from the SIPP.)

Improving the Design of SIPP**MARTIN DAVID***The Distribution of Income in the United States: Implications for the Design of the SIPP Panel*

305

GRAHAM KALTON and JAMES LEPKOWSKI*Following Rules in SIPP*

319

SHELDON E. HABER*A Perspective on Linking SIPP to Administrative and Statistical Records*

331

JAMES D. SMITH*A Little SIPP: Old Wine in New Bottles—Let's Retack It*

341

Analysis of Families Over Time**DAVID BYRON McMILLEN and ROGER HERRIOT***Toward a Longitudinal Definition of Households*

349

GREG J. DUNCAN and MARTHA S. HILL*Conceptions of Longitudinal Households: Fertile or Fossil?*

361

**MARTIN DAVID, RICHARD C. ROCKWELL, ALICE ROBBIN, and
FRANKLIN W. MONFORT***Summary of the SIPP Conference and Recommendations of the Conference*

377

MARTIN DAVID, ALICE ROBBIN, and RICHARD C. ROCKWELL*Summary and Recommendations: Second SSRC Symposium on the Scientific and Research Potential of SIPP—June 28-29, 1985*

385

Participants in the Symposium on the Scientific Potential of SIPP: Critique of Its Content and Methods. Brookings Institution, Washington, D.C., November 11-13, 1984

393

APPENDIX B GLOSSARY OF SELECTED TERMS

Population coverage. The estimates are restricted to the civilian noninstitutional population of the 50 States and members of the Armed Forces living off post or with their families on post.

Farm-nonfarm residence. The farm population refers to rural residents living on farms. Under this definition, a farm is any place in rural territory from which sales of crops, livestock, and other agricultural products amounted to \$1,000 or more during the previous 12-month period.

Householder. Survey procedures call for listing first the person (or one of the persons) in whose name the home is owned or rented. If the house is owned jointly by a married couple, either the husband or the wife may be listed first, thereby becoming the reference person, or householder, to whom the relationship of the other household members is recorded. One person in each household is designated as the "householder." The number of householders, therefore, is equal to the number of households.

Household. A household consists of all persons who occupy a housing unit. A house, an apartment or other group of rooms, or a single room is regarded as a housing unit when it is occupied or intended for occupancy as separate living quarters; that is, when the occupants do not live and eat with any other persons in the structure and there is either (1) direct access from the outside or through a common hall or (2) a kitchen or cooking equipment for the exclusive use of the occupants.

A household includes the related family members and all the unrelated persons, if any, such as lodgers, foster children, wards, or employees who share the housing unit. A person living alone in a housing unit or a group of unrelated persons sharing a housing unit as partners is also counted as a household. The count of households excludes group quarters. Examples of group quarters include rooming and boarding houses, college dormitories, and convents and monasteries.

Family. A family is a group of two or more persons (one of whom is the householder) related by birth, marriage, or adoption and residing together; all such persons (including related subfamily members) are considered members of one family.

Family household. A family household is a household maintained by a family; any unrelated persons (unrelated subfamily members and/or secondary individuals) who may be residing there are included. The number of family households is equal to the number of families. The count of family household members differs from the count of family members, however, in that the family household members include all persons living in the household, whereas family members include only the householder and his/her relatives.

Nonfamily household. A nonfamily household is a household maintained by a person living alone or with nonrelatives only.

Race. The population is divided into groups on the basis of race: White; Black; American Indian, Eskimo, or Aleut; Asian or Pacific Islander; and "other races."

Persons of Spanish origin. Persons of Spanish origin were determined on the basis of a question that asked for self-identification of the person's origin or descent. Respondents were asked to select their origin (or the origin of some other household member) from a "flash card" listing ethnic origins. Persons of Spanish origin, in particular, were those who indicated that their origin was Mexican, Puerto Rican, Cuban, Central or South American, or some other Spanish origin. It should be noted that persons of Spanish origin may be of any race.

Work disability. Persons were classified as having a work disability if they were identified by the respondent as having a physical, mental, or other health condition that limits the kind or amount of work they can do.

Monthly income. The monthly income estimates for households are based on the sum of the monthly income received by each household member age 15 years old or over.

Cash income includes all income received from any of the sources listed in Appendix B-1. Rebates, refunds, loans, and capital gain or loss amounts from the sale of assets, and interhousehold transfers of cash such as allowances are not included. Accrued interest on Individual Retirement Accounts, KEOUGH retirement plans, and U.S. Savings bonds are also excluded. This definition differs somewhat from that used in the annual income reports based on the March CPS income supplement questionnaire. These data, published in the Consumer Income Series, P-60, are based only on income received in a regular or periodic manner and, therefore, exclude lump-sum or one-time payments such as inheritances and insurance settlements. The March CPS income definition, however, does exclude the same income sources excluded by SIPP.

The income amounts represent amounts actually received during the month, before deductions for income and payroll taxes, union dues, Part B Medicare premiums, etc.

The SIPP income definition includes three types of earnings: wages and salary, nonfarm self-employment, and farm self-employment. The definition of nonfarm self-employment and farm self-employment is not based on the net difference between gross receipts or sales and operating expenses, depreciation, etc. The monthly amounts for these income types are based on the salary or other income received from the business by the owner of the business or farm during the 4-month reference period.

The Bureau of Labor Statistics publishes quarterly averages for an earnings concept called "usual weekly earnings" for employed wage and salary workers. The concept differs from the SIPP earnings concept since it is based on usual, not actual earnings, excludes the self-employed, and excludes earnings from secondary jobs.

While the income amounts from most sources are recorded monthly for the 4-month reference period, property income amounts, interest, dividends, rental income, etc., were recorded as totals for the 4-month period. These totals were distributed equally between months of the reference period for purposes of calculating monthly averages.

Means-tested benefits. The term means-tested benefits refers to programs that require the income or assets (resources) of the individual or family be below specified guidelines in order to qualify for benefits. These programs provide cash and noncash assistance to the low-income population. The major sources of means-tested cash and noncash assistance are shown in Appendix B-2.

Medicare. This term refers to the Federal Health Insurance Program for the Aged and Disabled as provided for by Title XVIII of the Social Security Act. The phrase "Medicare covered" refers to persons enrolled in the Medicare program, regardless of whether they actually utilized any Medicare covered health care services during the survey reference period.

Medicaid. This term refers to the Federal-State program of medical assistance for low-income individuals and their families as provided for by Title XIX of the Social Security Act. The phrase "Medicaid covered" refers to persons enrolled in the Medicaid program, regardless of whether they actually utilized any Medicaid covered health care services during the survey reference period.

Unemployment compensation. This term refers to cash benefits paid to unemployed workers through a State or local unemployment agency. These include all benefits paid under the Federal-State unemployment insurance program as established under the Social Security Act, as well as those benefits paid to State and local government employees, Federal civilian employees, and veterans.

Low-Income Home Energy Assistance Program. Benefits from the Federally funded LIHEAP authorized by Title XXVI of the Omnibus Budget Reconciliation Act of 1981, or comparable assistance provided through State funded assistance programs, may be received in the form of direct payment to the household as reimbursement for heating or cooling expenses or paid directly to the fuel dealer or landlord.

Special Supplemental Food Program for Women, Infants, and Children (WIC). Benefits are received in the form of vouchers that are redeemed at retail stores for specific supplemental nutritious foods. Eligible low-income recipients are infants and children up to age five and pregnant, postpartum, and breastfeeding women.

With a job. Persons are classified "with a job" in a given month if they were 16 years old or over and, during the month, either (a) worked as paid employees or worked in their own business or profession or on their own farm or worked without pay in a family business or farm or (b) were temporarily absent from work either with or without pay. In general, the word "job" implies an arrangement for regular work for pay where payment is in cash wages or salaries, at piece rates, in tips, by commission, or in kind (meals, living quarters, supplies received). "Job" also includes self-employment at a business, professional practice, or farm. A business is defined as an activity which involves the use of machinery or equipment in which money has been invested or an activity requiring an office or "place of business" or an activity which requires advertising; payment may be in the form of profits or fees.

The Current Population Survey (CPS), the official source of labor force statistics for the Nation, uses the same definition for a job or business. The term "with a job," however, should not be confused with the term "employed" as used in the CPS. "With a job" includes those who were temporarily absent from a job because of layoff and those waiting to begin a new job in 30 days; in the CPS these persons are not considered "employed." See "Worked each week" below.



Worked each week. Persons "worked each week" in a month if, for the entire month, they were "with a job" and not "absent without pay" from the job. In other words, a person worked each week in any month when they were (a) on the job the entire month, or (b) they received wages or a salary for all weeks in the month, whether they were on the job or not. Persons also worked each week if they were self-employed and spent time during each week of the month at or on behalf of the business or farm they owned, as long as they received or expected to receive profit or fees for their work.

In the CPS, the concept "at work" includes those persons who spent at least 1 hour during the reference week at their job or business. In the CPS, however, "at work" does not include persons who were temporarily absent from their jobs during the entire reference week on paid vacation, sick leave, etc. In SIPP, "worked each week" does include persons on paid absences.

Absent 1 or more weeks. Absent 1 or more weeks means absent without pay from a job or business. Persons were absent without pay in a month if they were "with a job" during the entire month, but were not at work at that job during at least 1 full week (Sunday through Saturday) during the month, and did not receive wages or a salary for any time during that week. Reasons for an unpaid absence include vacation, illness, layoff, bad weather, labor disputes, and waiting to start a new job.

Looking for work. Persons who "looked for work" in a given month are those who were 16 years old or over and (a) were without a job during at least 1 week during the month, (b) tried to get work or establish a business or profession in that week, and (c) were available to accept a job. Examples of jobseeking activities are (1) registering at a public or private employment office, (2) meeting with prospective employers, (3) investigating possibilities for starting a professional practice or opening a business, (4) placing or answering advertisements, (5) writing letters of application, and (6) being on a professional register.

The CPS uses a similar concept of "looking for work." The term "unemployed" as used in the CPS includes persons who were looking for work in the reference week and those who were "on layoff" or "waiting to begin a new job in 30 days."

Layoff. In general, the work "layoff" means release from a job because of slack work, material shortages, inventory taking, plant remodeling, installation of machinery, or other similar reasons. For this survey, persons were also on "layoff" who did not have job but who responded that they had spent at least 1 week on layoff from a job and that they were available to accept a job.

In addition, persons were on "layoff" in a given month if they were 16 years old or over and (a) were "with a job" but "absent without pay" from that job for at least 1 full week during that month, and (b) they responded that their main reason for being absent from their job or business was "layoff." "On layoff" also includes a small number of persons who responded that they were waiting to report to a new wage and salary job that was to begin within 30 days. In other words, persons waiting to begin a new job are classified together with persons waiting to return to a job from which they have been laid off.

Full time and part time. The data on full- and part-time workers pertain to the number of hours a person usually worked per week during the weeks worked in the 4-month reference period of the survey. If the hours worked per week varied

Persons 16 years old and over who reported usually working 35 or more hours each week during the weeks they worked are classified as "full-time" workers; persons who reported that they usually worked fewer than 35 hours are classified as "part-time" workers. The same definitions are used in the CPS.

With labor force activity. The term "with labor force activity" includes all persons with a job (as defined above) and those looking for work or on layoff from a job for at least 1 week during a given month. Conversely, those persons "with no labor force activity" had no job, were not on layoff from a job and made no effort to find a job during the month.



SURVEY OF INCOME AND PROGRAM PARTICIPATION (SIPP)

WAVE 4 RELATIONAL MICRODATA FILE

TECHNICAL DOCUMENTATION

TECHNICAL INFORMATION





USER NOTES

This section will contain information relevant to SIPP that becomes available after the file is released. The cover letter to the updated information should be filed behind this page.

User Notes will be sent to all users who (1) purchased their file (or technical documentation) from the Census Bureau and (2) returned the coupon following the title page.



Survey of Income and Program Participation (SIPP)
Wave 4 Relational Microdata File

User Note No. 1

Subjects: Resolutions of Nonmatches: 1984 SIPP Panel, Waves 3 and 4
Armed Forces Status Incorrectly Classified as "Active Duty"

We have completed a match of Wave 3 and Wave 4 data files and researched the nonmatch cases with the following results.

I. Nonmatches on the Wave 4 file

There were 70 persons on the Wave 4 data file, with person numbers less than 400, who do not appear on the Wave 3 data file. Only one of these persons had a person number in the range 180-199, indicating that they changed identifiers because of a merging of sample households. That persons identifiers both before and after the merger are given below.

WAVE 3

B38/8085/42/11/104

WAVE 4

B38/8082/88/11/180

Eleven of the 70 persons were persons who entered sample households for the first time in Wave 3 (300 level person numbers) but were deleted from the Wave 3 cross sectional public use files. These persons were deleted in Wave 3 because they entered households just prior to the date of interview and were not members of those households anytime during the 4-month reference period. To be included in the cross sectional file a person must enter a sample household no later than the middle of the last reference month. The identifiers for these persons are listed below

145/7381/87/31/301
566/2461/62/11/301
057/7387/35/31/301
719/2464/41/31/301
/31/302
991/0001/66/31/303
590/3962/19/11/301
147/7848/21/11/301
317/7383/24/11/301
/11/302
952/3927/46/31/301

An additional 32 of the 70 persons are already documented in the memo covering the Wave 2-Wave 3 nonmatches. These are persons who were lost from the Wave 3 file because of an error in the data collection and control system. In Wave 3 all of these persons were in various types of noninterview households. In Wave 4 attempts were made to convert these

|

noninterviews and some success was achieved. At any rate, a record for each of these persons, interviewed or not, appears on the Wave 4 file. The identifiers for these persons can be found in the memo dated July 2. An additional 24 persons can be resolved by looking back at the Wave 2 file. One of these persons left a sample household in Wave 2 and moved outside the country. In Wave 3, therefore, no record exists for that person. In Wave 4 the person has rejoined the sample household and is picked up again with the original identifier. The other 23 persons were persons who could not be interviewed in Wave 2 because they either refused or were temporarily absent or they had moved and could not be located. By Wave 4 these people had been located and, in most cases, convinced to continue with their participation in the survey. The identifiers for these people and a brief description of their status in Wave 2 follows.

<u>Wave 4 ID</u>	<u>Wave 2 HH-INT-STAT</u>
679/5681/87/11/101	Type A - Code 3
11/102	" "
694/0387/93/11/101	" "
995/9165/78/11/101	Type A - Code 4
11/102	" "
334/9164/07/11/101	" "
446/7388/66/11/101	" "
11/102	" "
11/103	" "
480/7177/55/11/104	Type D - Code 24
638/2460/64/11/102	" "
801/1965/61/11/101	" "
201/2468/22/11/102	" "
258/4718/38/11/101	" "
11/102	Person MOVED OUTSIDE COUNTRY
643/0669/89/11/102	Type A - Code 6
551/2468/63/11/103	Type D - Code 24
021/6193/79/11/103	" "
427/8769/95/11/104	" "
942/0383/47/11/101	" "
11/102	" "
11/103	" "
11/104	" "
11/105	" "

The last two of these 70 persons can not be resolved by looking at the Wave 2 public use files. These are persons for whom interviews were attempted in Wave 2 but it was determined that they had left sample households very early in the first reference month. Since they left before the middle of the first reference month they are deleted from our cross sectional files. The identifiers and a brief description of these cases follows.

195/4699/29/11/104 - Moved, address unknown early in Wave 2.
 090/2461/92/11/103 - Moved and not followed (child moved alone) in Wave 2.
 Re-entered original household in Wave 4.

II. Nonmatched on the Wave 3 file

There were 2,275 persons on the Wave 3 file who are not on the Wave 4 file. The explanations for most of these can be made by examining the household interview status and the "reason entered or left" code for each of these persons as reported in Wave 3. The following situations are considered legitimate reasons why a person appearing in one Wave does not appear in following waves.

1. Membership in a Type A noninterview household	(891 persons)
2. Membership in a Type C or D noninterview household	(463 persons)
3. Person with a 200+ person number becomes separated from all original sample members when he or they or both move.	(404 persons)
4. Persons are no longer in the sample universe for one of the following reasons	
a) They become deceased	(87 persons)
b) They are institutionalized	(32 persons)
c) They are living in an Armed Forces barracks	(22 persons)
d) They move outside the country	(36 persons)
5. Persons merge into an existing sample household so that even though they continue to be interviewed, it is under a different identifier	(6 persons)
TOTAL	1941 persons

An additional 303 persons who do not appear on the Wave 4 public use file were deleted during the processing because they left sample households in the first half of the first reference month and could not be followed. The identifiers for these persons are listed in the attachment.

On the Wave 3 file we can identify 27 children under age 15 who moved out of a sample household without an accompanying adult. When this happens, the child is not followed and subsequent interviews are conducted only if the child re-enters the household. The identifiers for these children are listed below

773/4894/66/11/104	551/7841/62/11/201
199/4714/59/11/103	680/4671/62/11/106
11/104	815/6686/06/11/103
282/5669/37/11/105	305/4717/35/11/103
11/106	11/104
597/2839/36/11/102	007/2463/42/11/105
225/1357/65/11/106	893/6795/27/11/103
774/8089/97/11/103	
438/4586/77/11/105	
262/5147/41/11/103	371/2927/85/11/103
733/6460/92/11/105	022/8747/69/11/105
579/6244/70/11/104	135/0382/15/11/106
11/105	015/8532/53/11/103
423/6244/87/11/109	11/104
	11/105

This leaves 4 persons not yet accounted for. The resolution of these non-matches can be made by looking at the Wave 3 data. These are persons who have left the sample universe because they were institutionalized or because they left the country but they are a little more complicated than the cases listed in II.4. above. These persons actually moved twice during one reference period. They are each shown as members of one sample household, leave that household and enter another and then leave the second household and our sample universe all within a period of 5 months. The public use identifiers for these persons and their reason for leaving the universe are shown below.

618/6877/09/11/103	institutionalized
579/6244/70/11/103	"
441/4719/67/11/104	moved outside U.S.
945/6855/47/11/103	"

Persons deleted from the Wave 4 Public Use file because they were not in sample during any reference month

089/5839/95/21/201	932/2574/10/11/101
21/202	21/201
21/203	843/7841/38/21/201
21/204	898/7844/72/11/201
324/6793/79/11/201	739/0008/90/31/301
586/4041/98/11/102	31/302
11/103	31/303
	31/304
855/6791/28/11/201	097/2466/34/22/201
855/6793/99/11/101	22/202
11/102	22/203
862/6791/19/11/101	632/4678/21/11/103
089/4048/55/21/201	21/201
	883/0004/21/21/201
979/7408/48/11/101	801/8082/31/11/103
979/9164/24/11/103	898/4712/50/31/301
183/7401/29/11/103	365/0004/03/11/201
224/2021/71/11/101	365/4674/00/11/101
401/6243/44/11/201	11/102
224/6248/09/11/101	21/201
571/0118/09/11/102	21/202
22/201	898/4711/35/11/102
22/202	797/4717/98/11/101
406/6902/33/11/101	11/102
11/102	11/103
11/103	11/104
054/9164/61/11/103	988/2468/10/11/201
919/8745/10/11/102	
31/301	
275/4890/92/11/301	582/3962/74/11/101
486/4899/22/11/104	11/102
987/7387/37/11/201	11/103
365/4896/89/11/101	11/104
11/102	11/105
11/103	11/106
11/104	988/0660/65/11/301
11/105	903/4671/13/11/103
284/4049/46/11/101	613/8084/55/21/201
214/7380/39/11/101	21/202
767/7381/17/11/101	282/8086/52/11/201
632/1961/28/11/102	316/0382/19/11/301
21/201	096/0190/65/32/301
582/4588/49/11/101	32/302
11/102	32/303
284/0196/99/21/201	32/304
21/202	32/305
778/2037/41/31/301	32/306
609/1673/02/11/103	32/307
348/9550/03/11/201	32/308
645/9104/52/11/301	32/309
11/302	32/310
11/303	32/311
11/304	33/301

214/6857/55/11/301
 348/8056/81/31/301
 31/302
 275/7945/D9/11/104
 11/105
 632/9824/15/21/201

 642/6196/56/31/301
 31/302
 373/6970/13/11/201
 872/1464/00/11/102
 737/4622/34/11/201
 737/5870/13/11/103
 21/201
 21/301
 283/5879/87/11/201
 643/6682/49/11/101
 201/6682/26/11/101
 11/102
 11/103
 811/2461/14/11/101
 11/102
 11/104
 830/6687/59/11/103
 225/8080/69/31/301
 948/4671/02/11/101
 21/201

 760/4714/86/11/105
 11/106
 697/0000/49/11/103
 11/104
 11/105
 598/7844/24/11/105
 193/4713/05/11/201
 830/6130/59/11/201
 457/3851/37/11/201
 11/202
 11/203
 539/4379/72/22/201
 22/202
 22/203
 991/4372/93/22/204
 948/4374/31/11/106
 11/107
 884/1306/56/11/101
 884/0117/04/11/201
 719/1047/88/11/103
 820/0116/77/11/107
 21/301
 21/302

096/0190/65/33/302
 33/303
 613/3659/23/11/201
 903/6871/08/11/104
 21/201
 21/202
 21/203
 513/5832/36/11/101
 11/102
 11/103
 11/104
 338/7843/28/11/201
 820/2468/15/11/201
 11/202
 513/5838/10/11/101
 598/2463/20/11/101
 21/201
 991/3926/86/11/201
 811/7381/33/11/201
 991/7383/42/11/102
 110/7381/47/11/101
 21/201
 691/6792/95/11/104
 948/7381/54/21/301
 21/302
 010/7380/37/11/105
 760/9161/21/11/105
 110/2034/52/11/201
 849/4699/87/11/101
 22/201
 917/4589/09/11/104
 524/4694/21/11/104
 524/4693/56/11/201
 522/6195/71/11/301
 258/3855/09/11/103
 438/4586/77/11/102
 11/103
 11/104
 21/201
 21/202
 21/203
 21/204
 21/205
 030/1965/55/11/101
 11/102
 11/103
 11/104
 055/8791/47/11/201
 055/2929/22/11/201
 055/2920/52/31/301
 579/6137/48/21/201

820/0116/77/21/303
 21/304
 21/305
 21/306
 597/6900/29/11/104
 948/0113/03/11/101
 530/5831/28/11/101
 11/102
 11/103
 11/104
 11/105
 005/0388/48/11/301
 685/9161/18/11/101
 407/5838/28/11/102
 578/7842/53/11/102
 21/201
 21/202
 328/4714/15/11/103
 990/6685/00/11/104
 037/6089/82/11/101
 11/102
 945/6686/25/11/201
 391/5832/44/11/106
 11/106
 441/2463/78/11/103
 337/2461/91/21/201
 015/0003/22/11/101
 317/7383/24/11/201
 800/0387/82/11/301
 037/7404/15/31/301
 31/302
 815/7386/34/11/104
 21/201
 815/0382/19/21/201

 800/7381/37/11/101
 11/102
 893/3929/92/21/201
 417/7388/10/11/101
 11/102
 11/103
 11/104
 11/105
 742/6850/23/11/201
 810/0385/47/11/101
 11/102
 11/103
 11/104
 11/105
 21/301
 22/201
 22/202
 22/203

438/2926/45/11/202
 11/203
 139/0773/73/11/101
 11/102
 11/103
 11/104
 030/0115/69/11/101
 11/103
 21/201
 030/0114/25/11/101
 11/102
 826/0118/15/31/306
 680/5833/34/11/201
 680/5572/09/11/203
 644/4711/79/11/103
 21/201
 022/3922/40/11/101
 523/3922/81/11/102
 111/5149/40/11/105
 11/106
 11/107
 661/8792/12/11/101
 11/102
 021/6193/79/11/201
 021/2836/35/31/301
 212/8762/27/11/201
 433/2460/51/11/103
 063/6688/49/11/101
 11/102
 11/103
 21/201
 21/202
 21/203
 063/6682/58/11/201
 11/202
 942/9169/25/11/201

810/0366/02/21/301
913/6878/98/11/104
378/6193/78/11/101
835/6193/78/11/111
172/4717/83/11/201
948/3921/36/11/201
030/6674/41/11/101
317/8082/17/31/301
806/4718/03/11/301
974/2573/64/11/101
11/102
137/2923/64/11/101
066/2576/37/11/201

Subject: SIPP 1984 Panel Wave 1 and Wave 2 Cases where Armed Forces Status was Incorrectly Classified as "Active Duty"


This is to follow up on my July 25 memorandum on "SIPP Armed Forces Population Estimate Discrepancies -- Results of Field Followup." It was suggested that SIPP file users be allowed to correct their public use files to account for these discrepancies if their analysis warranted. (that is, person record field U-AF should equal 2, not 1 as shown on the file). The attached list shows scrambled PSU, segment and serial number for each person on the Wave 1 and Wave 2 files where this error exists. Also shown are person number and wave number. Note that for all cases on this list Address ID is equal to 11.

Similar errors may exist on tapes for Waves 3, 4 and 5, but no work has been done to identify these, and none is planned. Beginning with Wave 5 rotation 2, efforts have been made to correct this information at the point of data collection.

Attachment:

|

.





ARMED FORCES DISCREPANCIES
(Waves 1 and/or 2)

PSU	SEGMENT	SERIAL	PERSON NUMBER	WAVE
			101	1, 2
209	0190	49	101	1, 2
855	6796	09	101	1, 2
430	0380	32	101	1, 2
489	9163	16	101	1
404	3925	47	103	1
112	5661	91	101	1, 2
375	6249	88	101	1, 2
183	6244	66	102	1
408	0112	44	101	1
749	2293	16	101	1, 2
430	4040	54	103	1
604	0388	16	101	1
193	2299	31	101	1
917	3921	08	101	1
917	3921	08	102	1
542	8116	06	101	1
634	8119	67	101	1, 2
529	1460	27	101	1, 2
055	8114	40	101	1, 2
730	6790	98	101	1
547	4894	86	102	1, 2
446	6673	44	103	1, 2
643	6796	88	101	2
597	3923	59	101	1, 2
898	9164	09	101	2
486	7401	01	101	1, 2
058	1237	35	101	1, 2
566	7388	87	101	1
486	7401	01	101	1, 2
778	4048	55	101	1
199	0118	84	103	1, 2
075	0779	40	101	1, 2
943	7942	31	101	2
943	7947	08	101	2
097	1709	28	103	1
645	8790	17	101	2
689	8115	08	101	2
778	2461	14	101	1
566	8088	55	101	1
566	8088	55	102	1, 2
912	6133	03	101	1
795	5149	96	101	1, 2
945	4715	01	101	1, 2
462	5834	30	101	2
317	4716	84	101	1, 2
806	2464	19	101	1, 2
539	1961	26	101	1, 2
258	7309	15	101	1
991	2577	73	101	1
803	0386	33	101	1, 2
110	1040	21	106	

<u>PSU</u>	<u>SEGMENT</u>	<u>SERIAL</u>	<u>PERSON NUMBER</u>	<u>WAVE</u>
		90	101	1, 2
675	1675	13	101	1
617	1675	82	101	1
472	7383	55	101	1
141	9524	95	101	2
849	3652	54	101	1, 2
923	6132	78	111	1, 2
835	6193	73	104	1
830	9520	63	102	1, 2
396	7308	85	101	1, 2
810	4692	63	102	1, 2
838	4693	82	101	2
472	7383	17	101	1
146	2460	13	101	2
201	5831	90	101	1, 2
258	4718	90	101	1, 2
522	5833	42	101	1
617	6193	13	101	1
201	5831	53	101	1, 2
948	7381	01	101	1, 2
199	8051	05	101	1
317	3925	97	101	1, 2
884	4372	09	101	2
893	4882	24	101	2
441	7388	45	101	1, 2
236	7842	45	101	1, 2
090	8082			



July 25, 1985

Subject: SIPP Armed Forces Population Estimate Discrepancies -- Results of Field Followup

In a recent analysis of SIPP and CPS labor force data, Paul Ryscavage and Jack Bragger (BLS) discovered an inconsistency in the population estimates from the two surveys. For the purposes of their study they were adjusting the SIPP estimate to the CPS estimate for the third quarter of 1983. When they added in persons in farm households to the SIPP universe 16 and over, and took out the Armed Forces living on or off posts in households, their civilian noninstitutional population was about 500,000 below the CPS figure. When the fourth quarter of 1983 and first and second quarter of 1984 were adjusted in a similar manner, the SIPP civilian noninstitutional population averaged about 460,000 below the CPS figure. Therefore, it appeared that SIPP's estimate of the Armed Forces population was too high. Based on tables generated by POP Division, we discovered some inconsistency between the control card item dealing with active duty Military status (control card item 32c) and the labor force class of worker question (source code 2012 and 2112). POP Division generated a listing of all Wave 1 and Wave 2 cases where control card item 32c indicated the respondent was currently on active duty in the Armed Forces but source code 2012/2112 showed only an employer(s) other than Armed Forces (e.g. a private company, Federal, state or local government, or unpaid in family business). The results showed 99 out of 337 Wave 1 active duty Armed Forces respondents and 79 of 263 Wave 2 active duty Armed Forces respondents where this condition existed.

During SIPP interviewing for Wave 5, rotations 2 and 3 and Wave 6, rotations 4 and 1 (March through June 85) interviewers were instructed to verify Armed Forces status as of the appropriate Wave 1 interview month (October 83 through January 84). If the person was found not to be on active duty during the Wave 1 interview month, the interviewer marked control card item 32c by circling the "2-No" below the question. If the person was found to be correctly identified as on active duty, the interviewer circled the "1-Yes" below the question. Current Armed Forces status was then verified and updated. Some cases could not be verified since they had been dropped in the SIPP sample reduction or were now part of a noninterviewed household.

As a result of the field work, 77 of the 99 Wave 1 cases could be followed up, (15 had been deleted and 7 were now noninterviews). Of the 77 verified, 65 were determined to be incorrect (not in the Armed Forces during Wave 1) and 12 were correctly identified as in the Armed Forces. For Wave 2, 64 of the 79 cases could be followed up (11 had been deleted and 4 were noninterviews). Of these 64, 51 were verified as incorrect and 13 as correct. Thus, 84% of Wave 1 and 80% of Wave 2 cases were determined not to be on active duty during the Wave 1 interview. (See Attachment 1 for comparisons by regional office).

In an effort to determine the impact of these cases on SIPP estimates, I first apportioned the not-reported cases to the "correct" and "incorrect" categories based on the percentage breakdown for the reported cases (Attachment 2). Then, since final weights were not available from listings we were provided, approximate weighted counts, derived by Dave Hubble of SMD, were applied to the adjusted counts. A Wave 1 weight of 4439 was obtained by comparing third quarter 1983 estimates of the civilian population with the total noninstitutionalized population. The difference, being the military population, was then divided by 337, the number of survey respondents reported as being on active duty. Wave 2 weights of 5919 were estimated using Wave 1 weights ($4439 \times 4/3$). Attachment 2 shows that SIPP estimates of the active duty Armed Forces population were approximately 372,876 too high for Wave 1 and, an almost identical 372,897 too high for Wave 2 due to the incorrect recording of Armed Forces status on the control card.

In conclusion, we have resolved a considerable amount (81%) of our differences with CPS, as observed by Ryscavage and Bregger, by studying cases that showed an employer other than the Armed Forces. (The remaining 87,000 weighted difference is well within sampling variability at 2 standard deviations). Naturally, we may have errors going the other way which have gone undetected, (that is, Armed Forces personnel incorrectly classified as not on active duty). However, given our differences with CPS it is unlikely that there are many of these. It is hard to explain why so many cases were recorded incorrectly in SIPP since the questions are identical to CPS and the interviewer instructions are very similar. One possible explanation is that most SIPP interviewers were new hires in Wave 1, had no practical experience asking these questions, and the training materials did not discuss control card item 32c other than in the mock interviews. Given our problems in recording this item, future manuals and training should discuss the importance of correctly recording this information. We also should try to institute a preedit check, if possible, to reject cases where cc item 32c is equal to 1 but source codes 2012 and 2112 are not equal to 5 (Armed Forces). Due to the fact that source codes 2012 and 2112 are keyed under Program 8 (fixed field data) this kind of check, at this time, is not possible. However, it will be explored in the future when time and resources allow.

Since these errors were not detected until midway through Wave 5 interviewing, at which time they should have been corrected on the control cards, we have several public use files which have been released that have some incorrect Armed Forces status designations. We will not re-release these files with corrections for the cases we have identified in this study. Rather, we will provide a list of public use control numbers, along with selected demographic characteristics, for these cases so that users can correct their files, if their analysis warrants.

Attachments

Attachment 1

ARMED FORCES DISCREPANCIES BY RO

	<u>Type 1's</u> <u>(Correct)</u>	<u>Type 2's</u> <u>(Incorrect)</u>	<u>Deleted</u> <u>Cases</u>	<u>Noninterviews</u>
<u>Wave 1</u>				
RO				
21	0	6	0	0
22	1	4	0	0
23	0	13	3	0
24	0	6	1	0
25	0	2	0	0
26	0	3	1	0
27	1	5	1	0
28	1	4	3	1
29	4	12	1	0
30	1	5	2	3
31	4	3	3	1
32	0	2	0	2
Total	12	65	15	7
<u>Wave 2</u>				
21	0	4	0	0
22	0	2	0	0
23	0	8	3	0
24	0	5	1	1
25	0	4	0	0
26	0	2	0	0
27	1	5	0	2
28	3	2	0	0
29	3	9	0	0
30	1	4	2	1
31	4	2	4	0
32	1	4	1	0
Total	13	51	11	4

|

.....

.

.

.

xx Attachment 2

<u>Wave 1</u>	Actual	Adjusted ²	Weighted ³
Total Discrepancies	99	99	439,461
Reported as Correct	12	15	64,585
Reported as Incorrect	65	84	372,872
Not Reported ₁	22	0	0
<u>Wave 2</u>			
Total Discrepancies	79	79	467,601
Reported as Correct	13	16	94,704
Reported as Incorrect	51	63	372,897
Not Reported ¹	15	0	0

- ¹ Includes Type A, C and D noninterviews in Wave 5/6 and cases dropped as a result of the sample reduction.
- ² Not Reported cases have been apportioned to "Reported as Correct" and "Reported as Incorrect" categories based on the actual rates for reported cases.
- ³ The 1984 Panel Base weight of 4439 for Wave 1 and 5919 for Wave 2 was applied to adjusted totals to derive approximate weighted totals.



UNITED STATES DEPARTMENT OF COMMERCE
Bureau of the Census
Washington, D.C. 20233

Survey of Income and Program Participation (SIPP)

Wave 4 Relational Microdata File

User Note No. 2

Records which should have had a code of "6282" in the MSA field are listed in the attachment. This code was inadvertently omitted from the MSA field's character 25, on the household record.

HOUSEHOLDS WITH CMSA CODE 6282				HOUSEHOLDS WITH CMSA CODE 6282				HOUSEHOLDS WITH CMSA CODE 6282			
HHSEQNUM	HH-ID	PSU-SEG-SER	ADDID	HHSEQNUM	HH-ID	PSU-SEG-SER	ADDID	HHSEQNUM	HH-ID	PSU-SEG-SER	ADDID
8414	1	375038771	11	8595	2	967619379	41	13007	1	406392539	11
8423	1	375392604	11	8614	1	979489590	11	13092	1	406679247	11
8428	1	375489851	31	8615	1	979489604	11	13093	1	406679599	11
8429	1	375489555	11	8622	1	979740247	11	13094	1	406679848	11
8444	1	401038513	11	8623	1	979740848	31	13097	1	406738555	11
8445	1	401038524	11	8624	1	979916051	11	13124	1	430038258	11
8446	1	401038597	11	8624	2	979916051	41	13125	1	430038849	11
8443	1	537392043	11	8625	1	979916555	11	13126	1	430038948	11
8464	1	537392473	11	8643	1	995740643	31	13154	1	446409155	11
8488	3	730392988	41	8644	1	995740771	31	13155	1	446409449	11
8497	1	855404513	11	8645	1	995916604	11	13164	1	446916821	11
8498	1	855404597	11	9191	2	201619399	31	13165	1	446916814	11
8507	1	855416633	11	11828	2	857688562	41	13175	1	479489814	11
8508	1	855916909	11	13039	1	224740247	11	13176	1	479489882	11
8522	1	862392051	11	13048	1	224740626	11	13184	1	479740820	11
8523	1	862392555	11	13041	1	224740699	11	13185	1	479740849	11
8533	1	862679409	11	13042	1	224740832	11	13187	1	479916043	11
8535	1	862679771	31	13043	1	224740848	11	13189	1	479916473	11
8555	1	916489633	11	13043	2	224740848	41	13194	1	571038597	11
8555	2	916489633	41	13059	1	227740633	11	13203	1	571392814	31
8556	1	916489409	11	13060	1	227740889	11	13204	1	571392882	11
8564	1	916740513	11	13061	1	227916849	11	13207	1	571418513	11
8565	1	916740524	11	13062	1	227916539	11	13208	1	571418597	11
8566	1	916740597	11	13063	1	227916884	11	13211	1	571469043	11
8567	1	916740598	11	13086	1	406392049	11	13211	2	571469043	31



ATTACHMENT

HOUSEHOLDS WITH CHSA CODE 6282				HOUSEHOLDS WITH CHSA CODE 6282				HOUSEHOLDS WITH CHSA CODE 6282			
HHSEQNUM	HH-RCSEQ	HH-ID	PSU-SEC-SER	HHSEQNUM	HH-RCSEQ	HH-ID	PSU-SEC-SER	HHSEQNUM	HH-RCSEQ	HH-ID	PSU-SEC-SER
ADDID	ADDID	ADDID	ADDID	ADDID	ADDID	ADDID	ADDID	ADDID	ADDID	ADDID	ADDID
3533	1	145404049	11	3679	1	452036049	11	3806	1	747916256	11
3534	1	145404539	11	3680	1	452036539	11	3807	1	747916849	11
3546	1	145916247	11	3681	1	452392633	11	3818	2	749687405	31
3550	1	145916848	11	3682	1	452392909	11	3827	1	936038043	11
3558	1	206392626	11	3683	1	452392918	11	3828	1	936038673	11
3559	1	206392699	11	3711	1	586392051	11	3830	1	936192258	11
3560	1	206392848	11	3714	1	586392555	11	3831	1	936392820	11
3571	1	206740513	11	3715	1	586392561	11	3832	1	936392849	11
3608	1	248489258	11	3715	2	586392561	31	3832	1	936679814	11
3614	1	248738049	11	3716	1	586404043	11	3844	1	936679814	11
3615	1	240738539	11	3717	1	586404473	11	3845	1	936679882	11
3616	1	248738643	11	3729	1	586740621	11	7353	2	401624757	31
3617	1	248738884	11	3731	1	586740614	11	8322	1	869038049	11
3618	1	248740489	11	3732	1	586740882	11	8323	1	869038539	11
3618	3	248740489	42	3754	1	710489247	11	8324	1	869038643	11
3619	1	248740771	11	3755	1	710489948	11	8325	1	869038884	11
3627	1	404679049	11	3766	1	710740010	11	8329	1	889392633	11
3628	1	404679539	11	3767	1	710740539	11	8330	1	889392989	11
3648	1	408392590	11	3795	1	747738051	11	8342	1	889740258	11
3649	1	408392604	11	3796	1	747738117	11	8343	1	889740849	11
3649	2	408392604	41	3799	1	747738555	11	8384	1	324278549	11
3650	1	408404814	11	3800	1	747738561	11	8386	1	324392539	11
3651	1	408404882	11	3803	1	747740043	11	8399	1	326738051	11
3651	2	408404882	31	3804	1	747740158	11	8402	1	324738555	11
3656	1	408679673	11	3805	1	747740473	11	8413	1	375038409	11

HOUSEHOLDS WITH CHSA CODE 6292				HOUSEHOLDS WITH CHSA CODE 6292				HOUSEHOLDS WITH CHSA CODE 6292			
HH-SEQ	HH-ID	PSU-SEQ	ADDID	HH-SEQ	HH-ID	PSU-SEQ	ADDID	HH-SEQ	HH-ID	PSU-SEQ	ADDID
13212	1	571489473	11	17767	1	054740088	11	17903	1	489489409	11
13219	1	571740590	11	17769	1	054740633	11	17903	2	489489409	41
13243	1	679392771	11	17770	1	054740909	11	17904	1	489489463	11
13245	1	679679258	11	17771	1	054740918	11	17912	1	489740051	11
13246	1	679679849	11	17760	1	183038436	11	17913	1	489740555	11
13278	1	694038247	11	17781	1	183038590	11	17924	1	567392513	11
13279	1	694038548	11	17791	1	183392409	11	17925	1	567392597	11
13284	1	694489849	11	17792	1	163392771	11	17926	1	567679909	11
13285	1	694689339	11	17603	1	183740010	21	17926	2	567679909	21
13285	2	694489539	41	17804	1	183740049	11	17928	1	567738539	11
13316	1	870392515	11	17805	1	183740110	11	17929	1	567738643	11
13317	1	870392597	11	17807	1	163740110	41	17930	1	567738884	11
13318	1	870404247	11	17807	1	183740201	31	17935	1	594404436	11
13319	1	870404848	11	17808	1	183740643	11	17936	1	594404590	11
13324	1	870738410	11	17809	1	183740684	11	17940	1	594679851	11
13325	1	870738449	11	17815	1	235392247	11	17943	1	594679555	11
13326	1	870738110	11	17836	1	235392848	11	17968	1	647404051	11
13327	1	870738201	11	17823	1	235679590	11	17969	1	647404555	11
13329	1	870738539	11	17824	1	235679884	11	17982	1	647740067	11
13330	1	870738643	11	17844	1	334740814	11	17983	1	647740590	11
13331	1	870738884	11	17845	1	334740882	11	17984	2	647740604	11
13863	2	315467430	41	17845	2	334740882	41	17986	1	647916409	11
17746	1	054404814	11	17846	1	334916515	11	17987	1	647916771	11
17749	1	054404382	11	17847	1	334916597	11	17987	2	647916771	11
17765	1	054740006	11	17871	1	488484633	11	18026	1	954038633	11

HOUSEHOLDS WITH EMSA CODE 6282

HHSEQNUM	MI-RCSEQ	PSU-SEG-BER	HH-ID	ADDID
18026	2	954038613		41
18027	1	954038909		11
18032	1	954439513		11
18033	1	954489897		11
18038	1	954738051		11
18040	1	954738555		11
18040	2	954738555		41
18043	1	954740043		11
18044	1	954740473		11

ABSTRACT

Survey of Income and Program Participation
(SIPP) Wave 4 Relational Microdata File [machine-
readable data file] / conducted by the U.S. Bureau
of the Census. --Washington: The Bureau [producer
and distributor], 1985.

TYPE OF FILE:

Microdata; units of observation are individuals, families, and households.

UNIVERSE DESCRIPTION:

The universe is the resident population of the United States, but excluding persons living in institutions and military barracks.

SUBJECT-MATTER DESCRIPTION:

The file contains basic demographic and social characteristics data for each member of the household. These include age, sex, race (White; Black; American Indian, Eskimo, and Aleut; Asian or Pacific Islander; and Other), ethnic origin (23 categories including 7 Spanish origin categories), marital status, household relationship, education, and veteran status.

Limited data are provided on housing unit characteristics such as units in structure, tenure, access, and complete kitchen facilities.

Core questions, which are repeated at each interview, cover labor force activity, types and amounts of income, and participation in various cash and noncash benefit programs for each month of the four-month reference period. Data for employed persons include number of hours and weeks worked, earnings, and weeks without a job. Nonworkers are classified as unemployed or not in the labor force. In addition to income data associated with labor force activity, data include nearly 50 other types of income. Core data also cover post secondary school attendance, public or subsidized rental housing, low-income energy assistance, and school breakfast and lunch participation.

Persons interviewed in Wave 4 were asked the core questions as well as questions on assets and liabilities, retirement and pension coverage, characteristics of the job from which retired, housing costs, and energy usage. The file contains data only for the core questions. A later file will contain both core and topical module data.

The sample consists of 4 rotation groups, each interviewed in a different month from September to December 1984. For each group the reference period for reporting labor force activity and income is the four calendar months preceding the interview month.

SIPP is a longitudinal survey where each sampled household and each descendent household is reinterviewed at 4-month intervals for 9 interviews or "waves." This file contains the results of the fourth interview. Unique codes are included on each record to allow linking together the same persons with the preceding and subsequent waves.

GEOGRAPHIC COVERAGE:

United States. Codes are included for 38 individual States, although the sample was not designed to produce State estimates. Areas in the SIPP sample in six other States are identified in two groups for confidentiality reasons. Some cases are coded to other States not originally sampled, reflecting persons in the original sample who moved. The file identifies a subsample of metropolitan residents, along with codes for selected metropolitan statistical areas (MSA's) and consolidated metropolitan statistical areas (CMSA's).

TECHNICAL DESCRIPTION:

FILE STRUCTURE: Modified hierarchical.

FILE SIZE: 258,582 logical records; 1,740 character logical record length.

FILE SORT SEQUENCE

OF SAMPLE UNITS: Rotation group (i.e., month of interview) by PIPS State of sampling unit within rotation group by sample unit identification number.

FILE RECORD SEQUENCE

WITHIN SAMPLE UNIT: There are eight record types as follows: Sample Unit, Household, Family, Person, Wage and Salary Job, Self employment Job, General Income Amounts 1, and General Income Amounts 2. Within each sampling unit, records are sequenced by type; that is, they are not strictly hierarchical. For example, multiple family records are linked to corresponding person records by pointers, not sequence.

REFERENCE MATERIALS:

Survey of Income and Program Participation (SIPP) Wave 4 Relational Microdata File Technical Documentation. The documentation includes this abstract, the data dictionary, an index to the data dictionary, relevant code lists, a questionnaire facsimile, and general information relevant to SIPP. One copy of the technical documentation accompanies each file order but may also be purchased separately for \$10 from Data User Services Division, Customer Services, Bureau of the Census, Washington, D.C. 20233.

Survey of Income and Program Participation (SIPP) Users' Guide. The Users' Guide contains general information on the background, survey content, sample design, and procedures for estimation and calculation of sampling variability, as well as a glossary of selected terms. The Users' Guide will be forthcoming.

Interviewers' Manual (1984). Survey of Income and Program Participation. U.S. Department of Commerce, Bureau of the Census. The Manual is available for \$10 from Data User Services Division, Customer Services, Bureau of the Census, Washington, D.C. 20233.



RELATED PRINTED REPORTS:

Economic Characteristics of Households in the United States: Second Quarter, 1984 (Data from Waves 3 and 4 of the Survey of Income and Program Participation). Current Population Reports, Series P-70, No. 4. Available from the Superintendent of Documents, U.S. Government Printing Office, Washington, D.C. 20402. S/N 703-088-00001-5. \$9.75.

RELATED MACHINE-READABLE DATA FILES:

SIPP files from Waves 1, 2, and 3 are available from Data User Services Division, Customer Services, Washington, D.C. 20233. An order form is on the following page for your convenience.

File	Number of Reels		Cost	
	1600 bpi	6250 bpi	1600 bpi	6250 bpi
Wave 1 Relational	12	3	\$1,680	\$420
Wave 1 Rectangular	8	2	\$1,120	\$280
Wave 2 Relational	9	3	\$1,260	\$420
Wave 2 Rectangular	6	2	\$ 840	\$280
Wave 3 Relational	9	3	\$1,260	\$420
Wave 3 Rectangular	6	2	\$ 840	\$280
Wave 4 Rectangular	8	2	\$ 840	\$280

A machine readable data dictionary is available at the end of the last reel at either density or may be purchased separately on 1 reel for \$140.

FILE AVAILABILITY:

The file may be ordered from Data User Services Division using the order form on the following page. It is available on 9 reels at 1600 bpi for \$1,260 and on 3 reels at 6250 for \$420. A machine-readable dictionary is contained at the end of reel 9 at 1600 bpi and reel 3 at 6250 bpi. It is also available separately for \$140 on 1 reel at either density.

(NOTE: These same microdata are available in a rectangular format where all information for the sample unit, households, families, and persons is recorded on a single long record.)

|

1

Customer Services (Publications)	Name			Date	
	Organization			RETURN TO:	
	Address			Data User Services Division	
	City, State, ZIP			Customer Services	
				Bureau of the Census	
				Washington, D.C. 20233	
				Phone: 301/763-4100	
Census Bureau Series No.	Quantity Desired	Title of Publication	Amount	CUSTOMER Make check or money order payable to Superintendent of Documents, but mail remittance to address shown. If to be charged to Supt. of Docs. account, indicate Deposit Account No.	
				TOTAL \$	

Customer Services (Microfiche and Data Files)	Name			RETURN TO:		Date	
	Organization			Data User Services Division		CHECK ONE	
	Address			Customer Services		<input type="checkbox"/> Enclosed is check or money order, payable to "Commerce-Census"	
	City, State, ZIP			Bureau of the Census		<input type="checkbox"/> Charge to Census Bureau Deposit Account No. _____	
	Telephone			Washington, D.C. 20233		9 _____	
				Phone: 301/763-4100			
Name of Data File, Documentation* or Microfiche			Order No.	No. of Tapes	No. of Microfiche	No. of Document Copies	Cost
*Only copy of the Technical Documentation is sent at no extra charge with order.						TOTAL \$	
Characteristics of Tape (Check One): <input type="checkbox"/> 9 track, 1600 bpi, EBCDIC <input type="checkbox"/> 9 track, 6250 bpi, EBCDIC <input type="checkbox"/> 9 track, 1600 bpi, ASCII <input type="checkbox"/> 9 track, 6250 bpi, ASCII				Labeling (Check One): <input type="checkbox"/> Standard <input type="checkbox"/> Unlabeled			
Maximum block size (if less than 32K bytes)? _____							

GPO Order Form (Publications)	Mail To: Superintendent of Documents, U.S. Government Printing Office, Washington, D.C. 20402					
	Name			Credit Card Orders		
	Organization			Total charges \$ _____ Fill in the boxes below		
	Address			Credit Card No. <input style="width: 100px; height: 15px; border: 1px solid black;" type="text"/>		
	City, State, ZIP			Expiration Date Month/Year <input style="width: 40px; height: 15px; border: 1px solid black;" type="text"/>		MasterCard and VISA accepted.
	GPO Catalog No. or Stock No.	Quantity Desired	Title of Publication	Amount	Date	
				CUSTOMER Make check or money order payable to Superintendent of Documents. If to be charged to Supt. of Docs. account, indicate Deposit Account No.		



FILE INFORMATION

File Structure

All records pertaining to a sampling unit appear together. There are 8 different types of records occurring at 5 different levels. A count of records by record type is available in Appendix B of the technical documentation.

- Level 1: sampling unit
- Level 2: household
- Level 3: family
- Level 4: person
- Level 5: income source - wage and salary job, self-employment job, general income amounts 1, and general income amounts 2.

Within sampling unit, records are sequenced by level and record type. Pointers (i.e., record numbers or indices) on each record link it to records at the next higher and/or lower levels as appropriate. For example, persons are not necessarily sequenced together within family, but pointers appear on each family record linking it to each member, and pointers on the person record link it to applicable family records. Likewise, the records for individual jobs or other sources of income point to the person receiving the income, and each person record points to income records for each of the types of income received.

(Note: These same microdata also are available on a rectangular file for easier processing.)

Geographic Coverage

Geographic codes are found only on the sample unit record and the household record. State codes are shown except for six States which are identified in two groups. A subsample of metropolitan residents is identified along with codes for selected metropolitan statistical areas (MSA's) and consolidated metropolitan statistical areas (CMSA's). Family, person, and income records do not contain geographic codes. Pointers to the sample unit and household records can be used to transfer geographic codes to the other records.

The sample was not designed to produce State or MSA/CMSA level estimates. State codes are primarily useful in relating a respondent's reciprocity of benefits to thresholds which may vary from State to State. MSA/CMSA codes may be used in relating respondent characteristics with contextual variables.

Identification Number System

The SIPP identification scheme is designed to uniquely identify individuals in each wave, provide a means of linking the same individuals over time, and group individuals into households and families over time.

The various components of the identification scheme are listed below:

- Sample Unit Identification Number
- Address ID
- Entry Address ID
- Person Number

The sample unit identification number was created by scrambling together the PSU, segment, and serial numbers used for Census Bureau administrative purposes. This identifier is constructed the same way on each wave regardless of moves, to enable matching from wave to wave.

The two-digit address ID code identifies each household associated with the same sample unit identification number. The first digit of the address ID code indicates the wave in which that address was first assigned for interview. The second digit sequentially numbers multiple households that have the same sample unit ID number. The address ID code is 11 for all sample addresses that are the same as in Wave 1. As SIPP sample persons move to new addresses, new address ID codes are assigned. Any new address to which sample unit members moved during Wave 4 is numbered in the 40's.

The person ID is a five-digit number consisting of the two-digit entry address ID and a three-digit person number. Person numbers 101, 102, etc., are assigned in Wave 1; 201, 202, etc., are assigned to persons added to the roster in Wave 2, and so forth. This five-digit number is not changed or updated, regardless of moves.

The sampling unit identification number and address ID code uniquely identifies each household in any given wave. The sampling unit ID number can link all households in subsequent waves back to the original Wave 1 household.

Topcoding of Income Variables

To protect against the possibility that a user might recognize the identity of a SIPP respondent with very high income, income from every source is "topcoded" so that no individual annual income amounts above \$100,000 are revealed. While the data dictionary indicates a topcode of \$33,332 for monthly income, this topcode will rarely be used. In most cases the highest monthly income is shown as an individual dollar amount of \$8,333, with \$8,333 actually representing "\$8,333 or more." (The \$100,000 annual income topcode is \$8,333 multiplied by 12 months). Individual monthly amounts above \$8,333 may occasionally be shown if the respondent's income varied considerably from month to month, as long as the average does not exceed \$8,333. For example, if a respondent's income from a single job were concentrated in only one of the four reference months, a figure as high as \$33,332 could be shown. (Income from interest or property have lower topcodes).

Summary income figures on the person, family, and household records are simple sums of the components shown on the file after topcoding, and are not independently topcoded. Thus, a person with high income from several sources (jobs, businesses, property) could have aggregate monthly income well over the topcode for each source. Families and households with a number of high income members could theoretically have aggregate income shown well over \$100,000, through well below the \$1.5 million shown as the highest allowable value in the data dictionary.

The user is cautioned against trying to make much use of the occasional monthly figures above \$8,333, except in calculating aggregates or observing patterns across the 4-month period for a single individual, family, or household. Those units with higher monthly amounts shown are a biased sample of high income units, more likely to include units with income from multiple sources than other units with equally high aggregate income which comes from a single source.

The first part of the report discusses the current state of the industry and the challenges it faces. It highlights the need for innovation and investment in research and development to remain competitive in a rapidly changing market. The second part of the report provides a detailed analysis of the company's financial performance over the past year, including a breakdown of revenue and expenses. It also discusses the company's strategic initiatives and the progress made in implementing them. The final part of the report offers recommendations for the company's future growth and success, based on the findings of the analysis.

Reporting on the new findings

The following table provides a summary of the key findings from the analysis. It shows the company's revenue and expenses for the past year, along with the percentage change from the previous year. The table also includes a breakdown of revenue and expenses by product line and region. The findings indicate that the company's revenue has increased significantly over the past year, primarily due to the launch of new products and the expansion of its sales channels. However, expenses have also increased, particularly in the areas of research and development and marketing. The company's overall profit margin has remained stable, despite the increase in expenses. The analysis also shows that the company's performance is strong in the Asia-Pacific region, but it is lagging behind its competitors in the North American market. The recommendations for the company's future growth and success are based on these findings and include the following:

- Invest in research and development to develop new products and improve existing ones.
- Expand sales channels and increase marketing efforts to reach a wider audience.
- Focus on improving the company's performance in the North American market.
- Optimize the company's operations to reduce expenses and improve efficiency.

INDEX TO SIPP RELATIONAL CORE FILE

This is an index to the data dictionary for the 1984 panel SIPP relational core files, Waves 2 to 9. Wave 1 has a slightly different format, with corresponding items in the same sequence but not exactly the same locations--see Appendix D "Comparison of Item Locations on Wave 1 and Later Waves."

Associated with each reference is a mnemonic, a record type indicator, and the beginning character location for the data field.

The "TYPE" column denotes the 8 types of records:

- S Sample Unit
- H Household (or Address)
- F Family
- P Person
- W Wage or Salary Job
- SE Self Employed Business
- G1 General Amounts Type 1
- G2 General Amounts Type 2

The "LOCATION" is the starting character location of the cited data item. Where the entry refers to more than one consecutive data field, the location is that of the first character of the first field.

For certain types of income there is a separate General Amounts Type 1 record, and references are included in this index to the particular record; for example AFDC--See G1 #20.

The column headed "MNEMONIC" presents the same 8-character data names presented in the technical documentation, with two exceptions cited below. A "1/4" or "1/5" at the end of mnemonic indicates 4 or 5 separate fields, one for each of the 4 reference months, and, in the case of "1/5", a fifth field for the interview date. Where a colon appears in the mnemonic, as in SC3018:30, the index entry applies to two or more consecutive fields, in this case starting with SC3018 and ending with SC3030.

This index may also be used as an index to the questionnaire document itself, reproduced in the Users' Guide text. Each item on the questionnaire carries a boxed 4-digit number next to the answer fields. This number appears as part of the mnemonic, following "SC", wherever the correspondence between the item on tape and the questionnaire item is direct. Mnemonics without 4-digit numbers are associated with items from the control card or are the result of manipulating or "recoding" one or more items from the questionnaire.

1. $z = \sqrt{2} (\cos \frac{3\pi}{4} + i \sin \frac{3\pi}{4})$
 $z^2 = (\sqrt{2})^2 (\cos \frac{6\pi}{4} + i \sin \frac{6\pi}{4}) = 2 (\cos \frac{3\pi}{2} + i \sin \frac{3\pi}{2}) = 2 (-i)$
 $z^3 = (\sqrt{2})^3 (\cos \frac{9\pi}{4} + i \sin \frac{9\pi}{4}) = 2\sqrt{2} (\cos \frac{\pi}{4} + i \sin \frac{\pi}{4}) = 2\sqrt{2} (\frac{\sqrt{2}}{2} + i \frac{\sqrt{2}}{2}) = 2(1 + i)$
 $z^4 = (\sqrt{2})^4 (\cos \frac{12\pi}{4} + i \sin \frac{12\pi}{4}) = 4 (\cos \pi + i \sin \pi) = 4 (-1) = -4$
 $z^5 = (\sqrt{2})^5 (\cos \frac{15\pi}{4} + i \sin \frac{15\pi}{4}) = 4\sqrt{2} (\cos \frac{7\pi}{4} + i \sin \frac{7\pi}{4}) = 4\sqrt{2} (\frac{\sqrt{2}}{2} - i \frac{\sqrt{2}}{2}) = 4(1 - i)$
 $z^6 = (\sqrt{2})^6 (\cos \frac{18\pi}{4} + i \sin \frac{18\pi}{4}) = 8 (\cos \frac{9\pi}{2} + i \sin \frac{9\pi}{2}) = 8 (i)$
 $z^7 = (\sqrt{2})^7 (\cos \frac{21\pi}{4} + i \sin \frac{21\pi}{4}) = 8\sqrt{2} (\cos \frac{5\pi}{4} + i \sin \frac{5\pi}{4}) = 8\sqrt{2} (-\frac{\sqrt{2}}{2} - i \frac{\sqrt{2}}{2}) = -8(1 + i)$
 $z^8 = (\sqrt{2})^8 (\cos \frac{24\pi}{4} + i \sin \frac{24\pi}{4}) = 16 (\cos 6\pi + i \sin 6\pi) = 16 (1)$
 $z^9 = (\sqrt{2})^9 (\cos \frac{27\pi}{4} + i \sin \frac{27\pi}{4}) = 16\sqrt{2} (\cos \frac{3\pi}{4} + i \sin \frac{3\pi}{4}) = 16\sqrt{2} (\frac{\sqrt{2}}{2} + i \frac{\sqrt{2}}{2}) = 16(1 + i)$
 $z^{10} = (\sqrt{2})^{10} (\cos \frac{30\pi}{4} + i \sin \frac{30\pi}{4}) = 32 (\cos \frac{15\pi}{2} + i \sin \frac{15\pi}{2}) = 32 (-i)$
 $z^{11} = (\sqrt{2})^{11} (\cos \frac{33\pi}{4} + i \sin \frac{33\pi}{4}) = 32\sqrt{2} (\cos \frac{11\pi}{4} + i \sin \frac{11\pi}{4}) = 32\sqrt{2} (\frac{\sqrt{2}}{2} - i \frac{\sqrt{2}}{2}) = 32(1 - i)$
 $z^{12} = (\sqrt{2})^{12} (\cos \frac{36\pi}{4} + i \sin \frac{36\pi}{4}) = 64 (\cos 9\pi + i \sin 9\pi) = 64 (-1) = -64$
 $z^{13} = (\sqrt{2})^{13} (\cos \frac{39\pi}{4} + i \sin \frac{39\pi}{4}) = 64\sqrt{2} (\cos \frac{3\pi}{4} + i \sin \frac{3\pi}{4}) = 64\sqrt{2} (\frac{\sqrt{2}}{2} + i \frac{\sqrt{2}}{2}) = 64(1 + i)$
 $z^{14} = (\sqrt{2})^{14} (\cos \frac{42\pi}{4} + i \sin \frac{42\pi}{4}) = 128 (\cos \frac{21\pi}{2} + i \sin \frac{21\pi}{2}) = 128 (i)$
 $z^{15} = (\sqrt{2})^{15} (\cos \frac{45\pi}{4} + i \sin \frac{45\pi}{4}) = 128\sqrt{2} (\cos \frac{13\pi}{4} + i \sin \frac{13\pi}{4}) = 128\sqrt{2} (-\frac{\sqrt{2}}{2} - i \frac{\sqrt{2}}{2}) = -128(1 + i)$
 $z^{16} = (\sqrt{2})^{16} (\cos \frac{48\pi}{4} + i \sin \frac{48\pi}{4}) = 256 (\cos 12\pi + i \sin 12\pi) = 256 (1)$

2. $z = \sqrt{2} (\cos \frac{3\pi}{4} + i \sin \frac{3\pi}{4})$
 $z^2 = 2 (\cos \frac{3\pi}{2} + i \sin \frac{3\pi}{2}) = -2i$
 $z^3 = 2\sqrt{2} (\cos \frac{\pi}{4} + i \sin \frac{\pi}{4}) = 2\sqrt{2} (\frac{\sqrt{2}}{2} + i \frac{\sqrt{2}}{2}) = 2(1 + i)$
 $z^4 = -4$
 $z^5 = 4(1 - i)$
 $z^6 = 8i$
 $z^7 = -8(1 + i)$
 $z^8 = 16$
 $z^9 = 16(1 + i)$
 $z^{10} = -32i$
 $z^{11} = 32(1 - i)$
 $z^{12} = -64$
 $z^{13} = 64(1 + i)$
 $z^{14} = 128i$
 $z^{15} = -128(1 + i)$
 $z^{16} = 256$

INDEX TO SIPP RELATIONAL CORE FILE

REFERENCE	MEMORIC	TY	LOCA PR TION
Absence Without Pay, Imputation Flags	PP-TMP10:16	P	1641
Absence Without Pay, Reason	SC1098	P	1229
Absence Without Pay, Reason	SC1174	P	1267
Absence Without Pay, Specific Weeks	SC1058:96	P	1209
Absence Without Pay, Specific Weeks	SC1136:72	P	1248
Access to Unit	AGCESS	H	455
Access to Unit, Unedited	U-ACCESS	H	486
Address ID from CC of New Add. (Movers)	CC-ADENT	P	240
Address ID from CC of Previous Address	CC-ADLFT	P	238
Address ID of Household	ADDID	H	19
Address ID of Household	PP-ADD-1/5	P	20
Address ID of Person at Entry, Edited	PP-ENTRY	P	36
Address ID of Person at Entry, Preedited	U-ENTRY	P	219
Address ID, Previous Wave	PW-ADDID	P	131
AFDC	--See G1 #20		
AFDC Coverage	AFDC-1/4	P	1120
AFDC Payment for Family (\$)	FF-AFDC	F	160
AFDC Payment for Household (\$)	HF-ADC-1/4	H	836
AFDC, Reciprocity	RECIPSUM	P	868
AFDC, Reciprocity	SC1486	P	1445
Age	AGE-1/5	P	149
Age: Month of Birth, Preedited	U-BRTHMN	P	1/29
Age: Year of Birth, Preedited	U-BRTHYR	P	242
Aid to Families w/Dep. Children-See AFDC			
Alimony Payments	--See G1 #29		
Alimony Payments, Reciprocity	RECIPSUM	P	877
Alimony Payments, Reciprocity	SC1416	P	1411
Alimony Payments, Reciprocity, Imp Flag	PP-IMP42	P	1673
Amount Received from Income Type Spec(\$)	G1-AMT-1/4	G1	26
Ancestry - See Ethnicity			
Annuity Income, Reciprocity	SC1382	P	1395
Annuity Income, Reciprocity as Widow(er)	SC1446	P	1424
Annuity Income, Reciprocity, Input. Flag	PP-IMP38	P	1669
Armed Forces Status	IN-AF	P	218
Armed Forces Status of Spouse	SC1696	P	1614
Armed Forces Status of Spouse, Imp Flag	PP-TMP83	P	1703
Armed Forces Status, Unedited	U-AF	P	265
Asset Income, # Person in SU with	SU-TOTG2	S	31
Asset Income, Imputation Flags	G2-TMP01:2/	G2	450
Asset Income-See Also Property Income			
Asset Ownership Summary	ASSETSUM	P	924
Asset Source Codes	ASTSOLRC	P	1077
Assets Owned Same as Previous Wave	SC1588:1620	P	1531
Assets Owned Same as Previous, Imp.Flags	PP-IMP98:99	P	1718
Assets Owned Same as Previous, Imp.Flags	PPIMP100:05	P	1720
Assets Owned, New Since Last Wave	SC1622:54	P	1573
Assets Owned, New Since Last Wave, Imp. Flg	PPIMP106:0/	P	1726
Assets, Ownership of Various Types (Kew)	SC1626:54	P	1575
Bonds, Money Market Funds in Own Name	S104-W-1/4	G2	84
Bonds, Money Market Funds, Joint	J104-W-1/4	G2	64
Bonds, Money Market Funds, Ownership	SC4400:06	G2	349

INDEX TO SIPP RELATIONAL CORE FILE

REFERENCE	MNEMONIC	TY	LOCA PE TION
Bonds, Municipal or Corporate, Own. (New)	SC1640	P	1581
Bonds, Municipal or Corporate, Ownership	ASSETSUM	P	930
Bonds, Municipal or Corporate, Ownership	SC4404	G2	351
Bonds, U.S. Savings, Ownership (New)	SC1644	P	1583
Book Number Field, Unedited	BOOK	P	1148
Books, Number of, Unedited	NUMBOOKS	P	1150
Business--See Self-Employment			
Calendar Month of Interview	U-ITM38S	H	505
Cash Benefits, Receipt by HH Member(s)	CASH-1/4	H	540
Casual Earnings--See Incidental Earnings			
Certificates of Deposit, Ownership	ASSETSUM	P	926
Certificates of Deposit, Ownership	SC4304	G2	332
Certificates of Deposit, Ownership (New)	SC1630	P	1577
Change in Composition--See also Movers			
Charitable Group, Money from, Reciprocity	RECIPSUM	P	898
Charitable Group, Money from--See Gl #50			
Checking Accounts, Interest-Earning	SC4306	G2	333
Checking Accounts, Interest-Earning (New)	SC1632	P	1578
Child Support Payments --See Gl #28			
Child Support Payments, Imputation Flag	PP-IMP44	P	1675
Child Support Payments, Reciprocity	RECIPSUM	P	876
Child Support Payments, Reciprocity	SC1420:22	P	1413
Child/Adult Status	POP-STAT	P	181
Child/Adult Status, Previous Wave	FW-POPST	P	141
Children 5-18 in Household	SC4826	H	898
Children--See also Own Children			
Class of Worker	SC1714	P	1629
Class of Worker	SC2012	W	57
Class of Worker, Imputation Flag	WS-IMP03	W	99
Class of Worker--See also Self-Employment			
Clerical Review Time in Minutes	IT10B	P	1164
College Term System	SC1680	P	1601
College Term System, Imputation Flag	PP-IMP78	P	1698
Company Pension--See Pension			
Coverage by Health Insurance	HIMNTH-1/4	P	1053
Coverage by Medicaid	COVAID-1/4	P	1028
Coverage by Medicare	COVCAR-1/4	P	1023
Coverage by WIC	COVWIC-1/4	P	1032
Coverage Questions for New Pers. in Samp.	SC0900:12	P	11/1
Coverage Recodes, AFDC	AFDC-1/4	P	1120
Coverage Recodes, Food Stamps	FOOD-1/4	P	1124
Coverage Recodes, Foster Care Payments	FOSTER-1/4	P	1132
Coverage Recodes, General Assistance	GENAST-1/4	P	1128
Coverage Recodes, Other Welfare Payments	OTHER-1/4	P	1136
Coverage Recodes, Railroad Retirement	RAILRD-1/4	P	1144
Coverage Recodes, Social Security	SOCSEC-1/4	P	1140
Coverage Recodes, Veterans Payments	VETS-1/4	P	1116
Date of Birth: Month	U-BIRTHMN	P	1729
Date of Birth: Year	U-BRTHYR	P	242
Day Job Ended	SC2022	W	65
Day Job Started	SC2018	W	61

INDEX TO STPP RELATIONAL CORE FILE

REFERENCE	MNEMONIC	TY	LOCA PE TION
Day of Interview, Unedited	IT8DAY	P	1159
Day Person Entered this Address	U-DAYENT	P	236
Day Person Left this Address	J-DAYLFT	P	234
Disability Income, Reciprocity	SC1386:88	P	1397
Disability Income, Reciprocity, Imp Flag	PP-IMP39:40	P	1670
Disability Income, Types Received	SC1390:1412	P	1399
Disability Income, Types, Input. Flag	PP-IMP41	P	1672
Disability Insurance--See Insurance Inc			
Disability, VA Rating	SC1336	P	1371
Disability, Work	SC1386	P	1397
Disability, Work, Imputation Flag	PP-IMP39	P	1670
Discouraged Worker	SC1048:54	P	1203
Discouraged Worker	SC1222:28	P	1291
Discouraged Worker, Imputation Flag	PP-TMP21:24	P	1652
Dividends--See Stock Dividends			
Duration of Job	SC2016:22	W	59
Earnings after Expenses from Business(\$)	SC2260	SE	108
Earnings after Expenses, Imputation Flag	SE-IMP11	SE	123
Earnings by Month (Before Deductions)(\$)	SC2032:38	W	75
Earnings by Month, Imputation Flag	WS-CAL01:04	W	103
Earnings from this Job (\$)	WS-AMT-1/4	W	36
Earnings from this Job, Receipt of	WS-REC-1/4	W	32
Earnings of Family (\$)	FF-EARN	F	107
Earnings of Household (\$)	EH-ERN-1/4	H	600
Earnings of Person, Total (\$)	PP-LAR-1/4	P	733
Earnings: Gross of Business >\$1000	SC2214	SE	59
Earnings: Gross of Business, Input. Flag	SE-IMP04	SE	116
Earnings: Other Inc from Bus., Imp Flag	SE-IMP08	SE	120
Earnings: Other Income from Business	SC2234	SE	75
Earnings: Salary from Bus., Input. Flag	SE-IMP07	SE	119
Earnings: Salary from Business	SC2232	SE	74
Education, Attendance beyond HS Level	SC1658	P	1590
Education, Attendance beyond HS, Imp Flg	PP-IMP75	P	1695
Education, Finished Grade	GRD-CMPL	P	215
Education, Finished Grade, Unedited	U-COMPL	P	262
Education, Highest Grade Att., Unedited	U-HIGRDE	P	260
Education, Highest Grade Attended	HIGRADE	P	213
Educational Assistance	SC1660:78	P	1591
Educational Assistance (\$)	SC1690	F	1608
Educational Assistance (\$), Input. Flag	PP-IMP81	P	1701
Educational Assistance, Imputation Flag	PP-JMP82	P	1702
Educational Assistance, Imputation Flags	PP-TMP76:77	P	1696
Educational Assistance, Work-Study Prog.	SC1692	F	1612
Employees, Number in Own Bus., Imp Flag	SE-IMP04	SE	116
Employees, Number in Own Business	SC2218	SE	61
Employer Educational Assistance	SC1672	P	1597
Employers, Number During 4-Month Period	SC1716	P	1630
Employment Status Recode	ESR-1/4	P	949
Energy Assistance	ENCRYTYP	H	884
Energy Assistance in Subs Hous, Imp Flag	PC-IMP06:10	H	912
Energy Assistance in Subsidized Housing	SC4816:24	H	888

INDEX TO SIPP RELATIONAL CORE FILE

REFERENCE	MNEMONIC	TY	LOCA PE TION
Entry Address ID, Edited	PP-ENTRY	P	36
Entry Address ID, Precedited	U-ENTRY	P	219
Entry Address ID, Previous	SC0064	P	696
Entry into New Address, Reason	U-REAGENT	P	228
Entry Month for Person Who Moved In	U-MOMENT	P	232
Estate or Trust Income --See G1 #37			
Estate or Trust Income, Reciprocity	RECIPSUM	P	885
Estate or Trust, Payments for Widow	SC1448	P	3425
Ethnicity	ETHNICITY	P	216
Ethnicity, Unedited	U-ORIGIN	P	258
Exit Day for Person Who Left	U-DAYLEFT	P	234
Exit from Household, Reason	U-REALEFT	P	226
Exit Month for Person Who Left	U-MONLEFT	P	230
Family Food Stamps (\$)	FF-FDSTP	F	166
Family Income, AFDC (\$)	FF-AFDC	F	163
Family Income, Earnings (\$)	FF-EARN	F	107
Family Income, Federal SSI (\$)	FF-SSI	F	142
Family Income, Means-Tested Cash (\$)	FF-TRAN	F	122
Family Income, Other (\$)	FF-OTHER	F	129
Family Income, Property (\$)	FF-PROP	F	114
Family Income, Social Security (\$)	FFSOCSEC	F	136
Family Income, Total (\$)	FF-TOTTN	F	99
Family Income, Unemployment (\$)	FF-UNEMP	F	148
Family Income, Veterans Payments (\$)	FF-VETPY	F	154
Family Number (Sub & Secondary Families)	FAMNUM-1/5	P	176
Family Records, # in Household	HH-NF-1/4	H	29
Family Records, # in Sampling Unit	SU-TOTFE	S	21
Family Size	FFNUMBER	F	22
Family Type: Primary, Sub or Secondary	FF-TYPE	F	88
Family Type: Primary, Sub or Secondary	FAMTYP-1/5	P	166
Family Type: Sex of Householder	FF-KIND	F	89
Farm	U-FRMSLK	H	485
Federal Civ. Empl. Pension (Disability)	SC1400	P	1403
Federal Civ. Empl. Pension--See Pension			
Federal Civil Service or Other for Widow	SC1436	P	1420
Financial Investments, Other	SC4704	G2	428
Food Stamp Coverage	FOOD-1/4	P	1124
Food Stamps --See G1 #27			
Food Stamps by Month (\$)	SC3122:36	G1	211
Food Stamps Payment for Family (\$)	FF-FDSTP	F	166
Food Stamps Payment for Household (\$)	HH-FDS-1/4	H	860
Food Stamps, Authorization to Receive	SC1480	P	1442
Food Stamps, Authorization, Input, Flag	PP-IMP50	P	1681
Food Stamps, Imputation Flags	G1-IMP10:13	G1	240
Food Stamps, Persons Covered (by #)	SC3100:20	G1	180
Food Stamps, Reciprocity	RECIPSUM	P	875
Foster Child Care Payments --See G1 #23			
Foster Child Care Payments Coverage	FOSTER-1/4	P	1132
Foster Child Care Payments, Reciprocity	RECIPSUM	P	871
Foster Child Care Payments, Reciprocity	SC1492	P	1447
General Annts Type 1 Income Recs, # in SU	SU-TOTG1	S	29

|

INDEX TO STPP RELATIONAL CORE FILE

REFERENCE	KNEMONIC	TY	LOCA FE TION
General Amts Type 2 Income Recs, # in SU	SU-TOTG2	S	31
General Assist or Gen. Relief-See GI #21			
General Assistance Income Coverage	GENAST-1/4	P	1128
General Assistance or Gen. Relief, Recip	SC1488	P	1446
General Assistance, Reciprocity	RECIPSUM	P	869
Geographic Identification: Metro Subsamp	METRO	H	24
Geographic Identification: MSA/CMSA Code	MSA	H	25
Geographic Identification: State	STAT-MOV	H	21
GI Bill Education Benefits --See GI #40			
GI Bill Education Benefits, Reciprocity	RECIPSUM	P	888
GI/VEAP Benefits	SC1662	P	1592
Government Pensions--See Pension			
Government Securities	SC4402	G2	350
Guardian Person Number, Praeditd	U-PKGD	P	253
Half Sample Code for Variance Estimation	HALFSAMP	H	452
Health Insurance Coverage	HLIND	P	1052
Health Insurance Coverage	HIMNTH-1/4	P	1053
Health Insurance Coverage	SC1536:52	P	1480
Health Insurance Coverage, Input. Flag	PP-IMP58:63	P	1689
Health Insurance, Months Covered	SC1540:46	P	1483
Health Insurance, Months, Input. Flag	PP-IMP60	P	1691
Health Insurance, Persons Covered by #	SC1556:86	P	1491
Health Insurance, Type of Plan	SC1548:52	P	1487
Health Insurance, Type of Plan, Imp Flag	PP-IMP61:63	P	1692
Highest Grade Attended	HIGRADE	P	213
Highest Grade Attended, Unedited	U-HIGRDE	P	260
Hours Worked <35, # of Weeks	SC1234:36	P	1299
Hours Worked <35, # of Weeks, Imp Flag	PP-IMP26:28	P	1657
Hours Worked Per Week at Business, Usual	SC2212	SE	57
Hours Worked Per Week at W/S Job, Usual	SC2024	W	67
Hours Worked Per Week, Usual	SC1230:32	P	1296
Hours Worked Per Week, Usual, Imp Flag	PP-IMP25	P	1656
Household Composition Change	SC0018:24	H	518
Household Composition Change--See Movers			
Household Food Stamp Payment (\$)	HH-FDS-1/4	H	860
Household Income, AFDC (\$)	HH-ADC-1/4	H	836
Household Income, Cash Transfer (\$)	HH-TRA-1/4	H	660
Household Income, Earnings (\$)	EH-ERN-1/4	H	600
Household Income, Noncash (\$)	HH-NON-1/4	H	716
Household Income, Other (\$)	HH-OTH-1/4	H	688
Household Income, Property Income (\$)	HH-PRO-1/4	H	628
Household Income, Social Security (\$)	HE-SOC-1/4	H	740
Household Income, SSI (\$)	HH-SSI-1/4	H	764
Household Income, Total (\$)	EH-INC-1/4	H	568
Household Income, Unemployment (\$)	HH-UNE-1/4	H	788
Household Income, Veterans Payments (\$)	HH-VET-1/4	H	812
Household Membership Status	U-HMEM	P	225
Household Records, # in Sampling Unit	SU-TOTHH	S	19
Household Relationship-See Relationship			
Household Size	HH-NP-1/5	H	63
Household Size, Previous (New Persons)	SC0906:08	P	1175

|

INDEX TO SIPP RELATIONAL CORE FILE

REFERENCE	MNEMONIC	TY	LOGA PE TION
Identification Number of Sample Unit	SU-ID	S	9
Identification Number of Sample Unit	HH-ID	H	10
Identification Number of Sample Unit	FF-ID	F	10
Identification Number of Sample Unit	PP-ID	P	10
Identification Number of Sample Unit	WS-ID	W	10
Identification Number of Sample Unit	SE-ID	SE	10
Identification Number of Sample Unit	G1-ID	G1	10
Identification Number of Sample Unit	G2-ID	G2	10
Imputation Flags	PG-IMP01:20	H	921
Imputation Flags	PP-IMP01:99	P	1632
Imputation Flags	PFIMP100:07	P	1720
Imputation Flags	WS-IMP01:06	W	97
Imputation Flags	WS-CAL01:04	W	103
Imputation Flags	SE-IMP01:11	SE	113
Imputation Flags	SE-CAL01:04	SE	124
Imputation Flags	G1-IMP01:17	G1	231
Imputation Flags	G2-IMP01:27	G2	450
Incidental or Casual Earning--See G1 #55			
Incidental or Casual Earnings, Recip.	RECIPSUM	P	903
Income Amount from Spec. Source, Imp. Flg	G1-IMP02:05	G1	232
Income Amount from Specified Source (\$)	G1-AMT-1/4	G1	26
Income Amount from Specified Source (\$)	SG3016:30	G1	76
Income from Life Insurance or Annuity	SG1382	P	1395
Income from Life Insurance, Input. Flag	PP-IMP38	P	1669
Income Not Included Elsewhere--See G1 #56			
Income Reciprocity Summary	RECIPSUM	P	849
Income Source Code	SG3000	G1	67
Income Source Codes	INCSOURC	P	1057
Income Source Codes (Not Elsewhere Gov)	SG1706:10	P	1619
Income Sources with Gen. Amts. 1 Record	INC-LIST	P	937
Income Types Received	RECIPSUM	P	849
Income Types Received	INCSOURC	P	1057
Income Types Received Same as Prev. Wave	SG1251:82	P	1310
Income Types Received, New: Imp. Flags	PP-IMP93:96	P	1713
Income Types Received, Same: Imp. Flags	PP-IMP85:92	P	1705
Income Types Received, New Since 1st Wave	SG1284:1322	P	1343
Income Types Recoded for Conf--See G1 #75			
Income, 5 Types Combined, Reciprocity	RECIPSUM	P	923
Income, Earnings Total (\$)	PP-EAR-1/4	P	733
Income, Other Cash --See G1 #56			
Income, Other Cash, Reciprocity	RECIPSUM	P	904
Income, Other Total (\$)	PP-OTR-1/4	P	821
Income, Person's Total (\$)	PP-TOT-1/4	P	701
Income, Property Total (\$)	PP-PRO-1/4	P	761
Income, Transfer Total (\$)	PP-TRA-1/4	P	793
Incorporation of Business	SG2220	SE	62
Incorporation of Business, Input. Flag	SE-IMP05	SE	117
Index of Family Record	PP-FAM-1/4	P	51
Index of Family Reference Person	FFREFPER	F	84
Index of First Gen Amounts Type-1 Rec	PP-1STG1	P	75
Index of First Self-Employment Record	PP-1STSE	P	71

INDEX TO SIPP RELATIONAL CORE FILE

REFERENCE	MNEMONIC	TY	LOCA PE TION
Index of First Wage and Salary Record	PP-1STWS	P	67
Index of General Amounts Type-2 Record	PP-INXG2	P	79
Index of Household Record	FF-HHINX	P	19
Index of Household Record	PP-HH-1/5	P	41
Index of Household Reference Person	HH-REF-1/5	H	53
Index of Last Gen Amounts Type-1 Rec	PP-LSTG1	P	77
Index of Last Self-Employment Record	PP-LSTSE	P	73
Index of Last Wage and Salary Record	PP-LSTWS	P	69
Index of Owning Person	WS-PINX	W	20
Index of Owning Person	SE-PINX	SE	20
Index of Owning Person	G1-PINX	G1	20
Index of Owning Person	G2-PINX	G2	20
Index of Record for First Family	FIRST-1/4	H	37
Index of Record for Last Family	LAST-1/4	H	45
Index of Spouse of Family Reference Per.	FFSPOUSE	F	86
Index of Subfamily Record	PP-SUB-1/4	P	59
Indexes to Person Rec.'s of Family Mem.	FF-PLXX	F	24
Indexes to Persons (1-30) in this HH	HH-PINX-1/5	H	73
Industry	WS-IND	W	25
Industry	SE-IND	SE	25
Industry, Imputation Flag	WS-IMP02	W	98
Industry, Imputation Flag	SE1-IMP02	SE	114
Insurance Income, New Since Last Wave	SC1304	P	1353
Insurance Income, New Since Last Wave	SC1318	P	1359
Insurance Income, Paid-Up Life, for Wid.	SC1446	P	1425
Insurance Income, Paid-Up Life, Imp Flag	PP-IMP38	P	1669
Insurance Income, Paid-Up Life, Recip.	RECIPSUM	P	884
Insurance Income, Paid-Up Life, Recip.	SC1382	P	1395
Insurance Income, Paid-Up Life-See G1#36			
Insurance Income, Private Dis-See G1 #13			
Insurance Income, Private Disability	RECIPSUM	P	861
Insurance Income, Private Disability	SC1396	P	1401
Interest from Bonds/Funds in Own Name(\$)	S104-A-1/4	G2	88
Interest from Bonds/Funds, Joint (\$)	J104-A-1/4	G2	68
Interest from Bonds/Funds, Joint,(\$) ⁴ Mo	SC4412	G2	355
Interest from Bonds/Funds, Own (\$) ⁴ Mo.	SC4420	G2	362
Interest from Bonds/Funds: Imp. Flags	G2-IMP05:08	G2	454
Interest from Bonds/Funds:Imp.fr.Act.Bal	JCALC104	G2	104
Interest from Bonds/Funds:Imp.fr.Act.Bal	OCALC104	G2	105
Interest from Sav.: Imput. from Act.Bal.	JCALC100	G2	62
Interest from Sav.: Imput. from Act.Bal.	OCALC100	G2	63
Interest from Savings in Own Name (\$)	S100-A-1/4	G2	46
Interest from Savings in Own Name(\$) ⁴ Mo	SC4320	G2	343
Interest from Savings, Imputation Flags	G2-IMP02:04	G2	451
Interest from Savings, Joint (\$)	J100-A-1/4	G2	26
Interest from Savings, Joint (\$) - 4 Mo.	SC4312	G2	336
Interest--See also Mortgage Interest			
Interest-Earning Assets, Other, Ownership	ASSETSUM	P	931
Interest-Earning Checking Accounts	SC4306	G2	333
Interview Status: by Month	PP-MIS-1/5	P	31
Interview Status: Coverage	SC0010:24	H	514

|

INDEX TO SIPP RELATIONAL CORE FILE

REFERENCE	MONEMONIC	TY	LOCA PE TION
Interview Status: Monthly	HH-MIS-1/5	H	373
Interview Status: Number of Phone Calls	U-TOTPHN	H	509
Interview Status: Number of Visits	U-TOTVST	H	507
Interview Status: Person Number of Proxy	IT7B	P	1153
Interview Status: Phone Interview	IT12	P	1170
Interview Status: Previous Wave	EH-INT1	H	378
Interview Status: Reason for Noninterv.	ITEM36B	H	498
Interview Status: Self or Proxy	IT/A	P	1152
Interview Status: Self, Proxy or Refusal	PP-INTVW	P	30
Interview Status: Type 2	IT7C	P	1156
Interview Time in Minutes	IT9B	P	1161
Interviewer Code	INT-CODE	H	479
Investments, Other, Ownership	ASSETSUM	P	936
Investments--See Assets			
JTPA/CETA Training Allowance	SC1674	P	1598
Kitchen Facilities	KITCHEN	H	456
Kitchen Facilities, Unedited	U-KITCHN	H	487
Legal Form of Organization	SC2220:22	SE	62
Legal Form of Organization, Input. Flag	SE-IMP05:06	SE	117
Life Ins (Pmt from Paid Up) --See Gl #36			
Life Insurance--See Insurance Income			
Loan, Student	SC1676:78	P	1599
Local Government Pension--See Pension			
Looking for Work or Layoff	SC1002	P	1180
Looking for Work or Layoff	SC1176	P	1268
Looking for Work or Layoff, Input. Flag	PP-IMP01:02	P	1632
Looking for Work or Layoff, Input. Flag	PP-IMP17:18	P	1648
Looking for Work or Layoff, Spec. Weeks	SC1004:40	P	1181
Looking for Work or Layoff, Spec. Weeks	SC1178:1214	P	1269
Low Income Cutoff (Annual \$)	HH-POV-1/4	H	548
Low Income Cutoff (Annual \$)	FF-POV	F	94
Lump Sum Payments --See Gl #53			
Lump Sum Payments, Reciprocity	RECTPSUM	P	900
Marital History	SC1418	P	1412
Marital History, Imputation Flag	PP-IMP43	F	1674
Marital Status	MS-1/5	F	161
Marital Status	SC1414	P	1410
Marital Status, Preedited	U-MS	F	249
Marital Status, Previous Wave	FW-MS	F	134
Means-Tested Benefits, Receipt of	BENFIT-1/4	H	536
Means-Tested Cash Benefits, Receipt of	CASH-1/4	H	540
Means-Tested Cash Transfer Inc of Fam(\$)	FF-TRAN	F	122
Means-Tested Cash Transfer Inc of HH (\$)	HH-IRA-1/4	H	660
Means-Tested Cash Transfer Income (\$)	PP-IRA-1/4	F	793
Means-Tested Noncash Benefits, Rec. of	NOGASH-1/4	H	544
Means-Tested Noncash Income (\$)	HH-NON-1/4	H	716
Medicaid	SC1502:36	F	1453
Medicaid Coverage	MEDICAID	P	1027
Medicaid Coverage	COVAID-1/4	F	1028
Medicaid Coverage,	SC1504	F	1454
Medicaid Coverage, Imputation Flags	PP-IMP97	F	1717

|

INDEX TO STPP RELATIONAL CORE FILE

REFERENCE	MNEMONIC	TY	LOGA PR TION
Medicaid, Imputation Flag	PP-IMP53:57	P	1684
Medicaid, Months Covered	SC1528:36	P	1476
Medicaid, Months Covered, Input. Flag	PP-IMP56:57	P	1687
Medicaid, Person #'s of Covered Children	SC1510:20	P	1457
Medicare Claim # (last 2 digits)	SC1466	P	1434
Medicare Coverage	COVCAR-1/4	P	1023
Medicare Coverage Type	SC1468:72	P	1436
Medicare Coverage, Imputation Flags	PP-IMP48:49	P	1679
Metropolitan Statistical Area (Selected)	MSA	H	25
Metropolitan Subsample	METRO	H	24
Military Pension--See also Pension			
Military Retire. Pay, New Since Last Wave	SC1310	P	1356
Military Retirement Pay	SC1370	P	1389
Military Retirement Pay for Disability	SC1402	P	1404
Military Retirement Pay for Widow	SC1438	P	1421
Military Service, Previous--See Veteran			
Military Service--See Armed Forces Status			
Money Market Deposit Accounts, Own. (New)	SC1628	P	1576
Money Market Deposit Accounts, Ownership	ASSETSUM	P	925
Money Market Deposit Accounts, Ownership	SC4302	G2	331
Money Market Funds, Ownership	ASSETSUM	P	928
Money Market Funds, Ownership	SC4400	G2	349
Money Market Funds, Ownership (New)	SC1636	P	1579
Month for Which this Family is Defined	FF-MONTH	F	21
Month Job Ended	SC2020	W	63
Month Job Started	SC2016	W	59
Month of Birth, Preedited	U-BRTHMN	P	1729
Month of Interview	U-ITM38B	H	505
Month of Interview, Unedited	IT8MTH	P	1157
Month of Visit	U-ITM38B	H	505
Month Person Entered this Address	U-MOENT	P	232
Month Person Left this Address	U-MONLFT	P	230
Monthly Earnings Before Deductions (\$)	SC2032:38	W	75
Monthly Earnings, Imputation Flag	WS-CAL01:04	W	103
Monthly Food Stamps (\$)	SG3724:36	G1	212
Monthly Health Insurance Coverage	SG1540:46	P	1483
Monthly Health Insurance, Input. Flag	PP-IMP60	P	1691
Monthly Income of Business (\$)	SC2238:44	SE	77
Monthly Income of Business (\$), Imp Flag	SE-CAL01:04	SE	124
Monthly Income of Specified Type (\$)	SC3018:30	G1	77
Monthly Medicaid Coverage	SC1528:36	P	1476
Monthly Medicaid Coverage, Input. Flag	PP-IMP56:57	P	1687
Monthly SS/RR Payments for Children (\$)	SC3070:84	G1	141
Mortgage Interest Earned, Input. Flag	G2-IMP24:26	G2	473
Mortgage Interest Earned, Joint (\$)	J130-A-1/4	G2	266
Mortgage Interest Earned, Joint (\$) & Mo	SC4/12	G2	432
Mortgage Interest Earned, Own (\$)	S130-A-1/4	G2	290
Mortgage Interest Earned, Own (\$) & Mo.	SC4/16	G2	438
Mortgage Interest Received, Joint	J130-W-1/4	G2	262
Mortgage Interest Received, Own Name	S130-W-1/4	G2	286
Mortgage Interest, Imputation Flags	G2-IMP23:26	G2	472

|

INDEX TO SIPP RELATIONAL CORE FILE

REFERENCE	MONEMONIC	TY	LOCA PE TION
Mortgages	SC4700	G2	426
Mortgages Held, in Own Name	SLJO-M-1/4	G2	282
Mortgages Held, Joint	J130-M-1/4	G2	258
Mortgages, Ownership	ASSETSUM	P	934
Mortgages, Ownership-New Since Last Wave	SC1642	P	1582
Movers: Day Entered this Address	U-DAYENT	P	236
Movers: Day Left this Address	U-DAYLFT	P	234
Movers: Did All Household Members Move?	SC0018	H	518
Movers: Month Entered this Address	U-MOENT	P	232
Movers: Month Left this Address	U-MONLFT	P	230
Movers: New Household Members	SC0020	H	519
Movers: Reason for Joining, New Household	U-REAENT	P	228
Movers: Reason for Leaving Household	U-REALEFT	P	226
MSA/CMSA Code (Selected)	MSA	H	25
Municipal or Corporate Bonds, Ownership	ASSETSUM	P	930
National Guard or Reserve Pay, Recip.	RECIPSUM	P	895
National Guard or Reserve Pay-See Gl #54			
Net Profit of Business (Over 4 Mo.) (\$)	SC2256	SE	102
Net Profit of Business, Imputation Flag	SE-IMP10	SE	122
New Persons in Sample; Imputation Flags	PP-IMP84	P	1704
New Persons in Sample: Prev. EH Size	SC0906:08	P	1175
New Persons in Sample: Prev. Residence	SC0902:12	P	1173
New Persons in Sample: Prev. Relationship	SC0910:12	P	1177
Noncash Benefits, Receipt of	NOCASH-1/4	H	544
Noncash Income of Household (\$)	EH-NON-1/4	H	716
NOW Accounts, Ownership	ASSETSUM	P	927
Occupation	WS-OC	W	22
Occupation	SE-OC	SE	22
Occupation, Imputation Flag	WS-IMP01	W	97
Occupation, Imputation Flag	SE1-IMP01	SE	113
Other Welfare --See Gl #24			
Own Children in Family, Number	FFOWNKID	F	90
Own Children Under 18 in Family, Number	FFOKLT18	F	92
Panel	SAMPLE	H	476
Parent Person Number	PNPT-1/5	P	197
Parent Person Number, Previous Wave	PW-PNPT	P	138
Part Time Work	SC1234:38	P	1299
Part Time Work, Imputation Flag	PP-IMP26:28	P	1657
Partners in Business, Person Numbers	SC2224:30	SE	64
Paycheck Frequency	SC2030	WS	74
Paycheck Frequency, Imputation Flag	WS-IMP06	W	102
Pell Grant	SC1664	P	1593
Pension (Disability)	SC1398:1410	P	1402
Pension (Retirement)	SC1366:78	P	1387
Pension (Retirement), Imputation Flag	PP-IMP37	P	1668
Pension for Widow	SC1434:44	P	1419
Pension for Widow, Imputation Flag	PP-IMP46	P	1677
Pension from Company or Union (Disabil.)	SC1398	P	1402
Pension from Company or Union for Widow	SC1434	P	1419
Pension from Company or Union, Recip	RECIPSUM	P	878
Pension from Company or Union-See Gl #30			



INDEX TO SIPP RELATIONAL CORE FILE

REFERENCE	MNEMONIC	TY	LOCA PE TION
Pension, Federal Civilian, Reciprocity	RECIPSUM	P	879
Pension, Local Government	SC1376	P	1391
Pension, Local Government, (Disability)	SC1408	P	1406
Pension, Local Government, for Widow	SC1444	P	1423
Pension, Local Government, Reciprocity	RECIPSUM	P	883
Pension, Military Retirement, Recip.	RECIPSUM	P	880
Pension, Military Retirement--See G1 #32			
Pension, New Since Last Wave	SC1306:16	P	1354
Pension, State Government	SC1374	P	1390
Pension, State Government, (Disability)	SC1406	P	1405
Pension, State Government, for Widow	SC1442	P	1422
Pension, State Government, Reciprocity	RECIPSUM	P	882
Pensions or Annuities for Widow	SC1426:52	P	1416
Pensions or Annuities for Widow, Imp Flg	PP-IMP45	P	1676
Pensions, Federal Civilian --See G1 #31			
Pensions, Local Government --See G1 #35			
Pensions, State Government --See G1 #34			
Person # of Guardian, Preedited	U-PNGD	P	253
Person # of Parent	PNPT-1/5	P	197
Person # of Parent, Preedited	U-PNPT	P	246
Person # of Proxy	TT7B	P	1153
Person # of Respondent	U-GCRSTP	H	511
Person # of Spouse	PNSP-1/5	P	182
Person # of Spouse, Preedited	U-PNSP	P	250
Person # of this Person, Edited	PP-PNUM	P	38
Person # of this Person, Preedited	U-PNUM	P	221
Person # of this Person, Previous	SC0066	P	698
Person #'s: Business Partners in HH	SC2224:30	SE	64
Person #'s: Covered by Food Stamps	SC3100:20	G1	180
Person #'s: Covered by Health Insurance	SC1554:86	P	1490
Person #'s: Covered by Medicaid(Children	SC1510:20	P	1457
Person #'s: Covered by Social Securit/RR	SC3086:98	G1	161
Person #'s: Covered by Welfare or VetPay	SC3034:54	G1	101
Person #, Edited	WS-PERID	W	107
Person #, Edited	SE-PERID	SE	133
Person #, Edited	G1-PERID	G1	256
Person #, Edited	G2-PERID	G2	482
Person Records, # in Sampling Unit	SU-TOTPP	S	23
Persons in Family	FFNUMBER	F	22
Persons in Household	HH-NP-1/5	H	63
Persons in Household (Noninterview)	SIZE-HH	H	474
Persons in Household (Noninterview)	U-SIZ-HH	H	502
Poverty Threshold (Annual \$)	HH-POV-1/4	H	548
Poverty Threshold (Annual \$)	FF-POV	F	94
Preinterview Time for Transcrip.-Minutes	IT11B	P	1167
Previous Entry Address ID (Rare)	SC0064	P	696
Previous Person Number (Rare)	SC0066	P	698
Previous Rotation Group (Rare)	PP-PRERT	P	1728
Previous Sample Unit ID (Rare)	PREV-ID	P	687
Previous Wave Address ID	PW-ADDID	P	131
Previous Wave Child/Adult Status	PW-POPST	P	141

1

2

INDEX TO SIPP RELATIONAL CORE FILE

REFERENCE	MNEMONIC	TY	LOCA PE TION
Previous Wave Interview Status	HI-INT1	H	378
Previous Wave Interview Status	PW-JNTVW	F	143
Previous Wave Marital Status	PW-MS	F	134
Previous Wave Person Number of Parent	PW-PNPT	F	141
Previous Wave Person Number of Spouse	PW-PNSP	F	135
Previous Wave Relation. to Ref. Person	PW-RRP	F	133
Previous Wave, Entry Since, Reason	U-REAENT	F	228
Previous Wave, Exit Since, Reason	U-RRLEFT	F	226
Previous Wave, in SIPP Universe	PW-ADDIT	F	142
Property Income of Family (\$)	FF-PROP	F	114
Property Income of Household (\$)	HI-PRO-1/4	H	628
Property Income, Total (\$)	PP-PRO-1/4	F	761
Proxy Interview	PP-INTVW	F	30
Proxy, Unedited Person Number of	IT7B	F	1153
PSU, Segment & Serial #s (Scrambled)	SU-ID	S	9
Public Housing, Monthly Rent	PUBRNAMT	H	865
Public Housing, Owned by Local Hous Auth	SC4802	H	875
Public Housing, Residence in	PUBHOUS	H	470
Public Housing, Residence in, Unedited	U-PBHOUS	H	493
Race	RAGE	F	160
Race of Reference Person (Noninterview)	RAGE-RP	H	472
Race of Reference Person (Noninterview)	U-RAG-RP	H	500
Race, Preeditd	U-RACE	F	257
Railroad Retirement --See GI # 2			
Railroad Retirement (Disability)	SC1390	F	1399
Railroad Retirement (for Widow)	SC1428	F	1417
Railroad Retirement (Retirement)	SC1364	F	1386
Railroad Retirement Coverage	RAILRD-1/4	F	1144
Railroad Retirement, New Since Last Wave	SC1298	F	1351
Railroad Retirement, Reciprocity	RECIPSUM	F	850
Reason Could Not Take a Job	SC1042:44	F	1200
Reason Could Not Take a Job	SC1218	F	1289
Reason Could Not Take a Job, Input. Flag	PP-IMP04	F	1635
Reason Could Not Take a Job, Input. Flag	PP-IMP20	F	1651
Reason for Absence from Job	SC1098	F	1229
Reason for Absence from Job	SC1174	F	1267
Reason for Absence from Job, Input. Flag	PP-IMP12	F	1643
Reason for Absence from Job, Input. Flag	PP-IMP16	F	1647
Reason for Entering New Address	U-REAENT	F	228
Reason for Getting Social Security	SC1346:48	F	1376
Reason for Leaving Previous Wave Address	U-REALFT	F	226
Reason for Not Looking for Work	SC1054	F	1206
Reason for Not Looking for Work	SC1228	F	1294
Reason for Not Looking for Work, Imp Flg	PP-IMP08	F	1639
Reason for Not Looking for Work, Imp Flg	PP-IMP24	F	1655
Reason for Part-Time Work	SC1238	F	1302
Reason for Part-Time Work, Input. Flag	PP-IMP28	F	1659
Receipt of Cash Benefits	CASH-1/4	H	540
Receipt of Means-Tested Benefits	BENFIT-1/4	H	536
Receipt of Noncash Benefits	NOCASH-1/4	H	544
Reciprocity of Specified Income by Month	GI-REC-1/4	GI	22

|

INDEX TO SIPP RELATIONAL CORE FILE

REFERENCE	MNEMONIC	TY	LOCA PE TION
Record Seq # within Samp Unit & Rec Type	SU-RCSEQ	S	8
Record Seq # within Samp Unit & Rec Type	HH-RCSEQ	H	8
Record Seq # within Samp Unit & Rec Type	FF-RCSEQ	F	8
Record Seq # within Samp Unit & Rec Type	PP-RCSEQ	P	8
Record Seq # within Samp Unit & Rec Type	WS-RCSEQ	W	8
Record Seq # within Samp Unit & Rec Type	SE-RCSEQ	SE	8
Record Seq # within Samp Unit & Rec Type	G1-RCSEQ	G1	8
Record Seq # within Samp Unit & Rec Type	G2-RCSEQ	G2	8
Record Type	SU-RCTYP	S	6
Record Type	HH-RCTYP	H	6
Record Type	FF-RCTYP	F	6
Record Type	PP-RCTYP	P	6
Record Type	WS-RCTYP	W	6
Record Type	SE-RCTYP	SE	6
Record Type	G1-RCTYP	G1	6
Record Type	G2-RCTYP	G2	6
Reduction Group Code	SU-RCC	S	35
Relationship to Ref. Person, Prev. Wave	PW-RRP	P	133
Relationship to Reference Person	RRP-1/5	P	144
Relationship to Reference Person, Preedit	U-RRP	P	224
Relationship to Sub/Secondary Fam. Ref.	FAMREL-1/5	P	171
Relationship, Previous (New Persons)	SG0910:12	P	1177
Relatives or Friends, Money --See G1 #51			
Relatives or Friends, Money from, Recip.	RECIPSUM	P	899
Rent for Public Housing Unit (\$)	PUBRNAMT	H	865
Rent for Public Housing Unit (\$)	SC4804	H	876
Rent for Public Housing Unit, Imp Flag	PG-IMP01	H	876
Rent-Government Assistance	LOW-RENT	H	471
Rent-Government Assistance (\$)	SC4808:14	H	883
Rent-Government Assistance (\$), Imp Flag	PG-IMP03:05	H	883
Rent-Government Assistance, Unedited	U-LOWRENT	H	495
Rental Income Received in Own Name	S120-W-1/4	G2	210
Rental Income Received, Joint	J120-W-1/4	G2	186
Rental Income Received, Joint with Other	W120-W-1/4	G2	234
Rental Income, Amt. Cleared with Other(\$)	W120-A-1/4	G2	238
Rental Income, Amt. Cleared with Other(\$)	SC4620	G2	420
Rental Income, Amt. Cleared, Joint (\$)	J120-A-1/4	G2	190
Rental Income, Amt. Cleared, Joint(\$)+ Mo	SC4606	G2	401
Rental Income, Amt. Cleared, Own (\$)+ Mo	SC4614	G2	413
Rental Income, Amt. Cleared, Own Name(\$)	S120-A-1/4	G2	214
Rental Income, Gross, Imputation Flags	G2-IMP16:22	G2	465
Rental Income, Gross, in Own Name(\$)+ Mo	SG4612	G2	408
Rental Income, Gross, Joint (\$)+ Mo.	SG4604	G2	396
Rental Income, Imputation Flags	G2-IMP15:22	G2	464
Rental Property, Ownership	ASSETSUM	P	933
Rental Property, Ownership (New)	SG1650	P	1586
Rental Property, Ownership, Imput. Flag	PP-IMP62	P	1693
Retirement	SC1360	P	1384
Retirement Income Types	SC1360:80	P	1384
Retirement Income Types, Imputation Flag	PP-IMP35:37	P	1666
Retirement, et al, Other Payments, Recip	RECIPSUM	P	886

|

INDEX TO SIPP RELATIONAL CORE FILE

REFERENCE	MNEMONIC	TY	LOCA PE TION
Retirement, et al, Other Pmt.--See G1 #38			
Roomers or Boarders, Income --See G1 #53			
Roomers or Boarders, Income from, Recip.	RECIPSUM	P	901
Rotation Group	SU-ROT	S	9
Rotation Group, Previous (Rare)	PP-PREVT	P	1728
Royalties	SC4702	G2	427
Royalties or Other Invest. Income(\$) ⁴ Mo	SC4720	G2	444
Royalties or Other Investment Income	S4050-W1/4	G2	306
Royalties or Other Investment Income (\$)	S4050-A1/4	G2	310
Royalties or Other Investment, Imp Flag	G2-IMP2/	G2	476
Royalties, Ownership	ASSETSUM	P	935
Royalties, Ownership (New)	SC1652	P	1587
Royalties, Ownership, Imputation Flag	PP-LMP63	P	1694
Salary--See Earnings			
Sample Unit Identification No., Previous	PREV-ID	P	687
Sample Unit Identification Number	SU-ID	S	9
Sample Unit Identification Number	HH-ID	H	10
Sample Unit Identification Number	FF-ID	F	10
Sample Unit Identification Number	PP-ID	P	10
Sample Unit Identification Number	WS-ID	W	10
Sample Unit Identification Number	SF-ID	SE	10
Sample Unit Identification Number	G1-ID	G1	10
Sample Unit Identification Number	G2-ID	G2	10
Savings Accounts, in Own Name	S100-W-1/4	G2	42
Savings Accounts, Joint	J100-W-1/4	G2	22
Savings Accounts, Ownership	ASSETSUM	P	924
Savings Accounts, Ownership (New)	SC1626:30	P	1575
Savings Accounts, Regular/Passbook	SC4300	G2	330
Scholarship, Fellowship or Grant, ex.VA	SC1670	P	1596
School Breakfast	SC4840:46	H	885
School Breakfast	TYPEBRKF	H	886
School Breakfast, Imputation Flag	PG-IMP17:20	H	923
School Lunches	TYPELUM1	H	885
School Lunches	SC4828:38	H	899
School Lunches, Imputation Flag	PG-IMP11:16	H	917
Secondary Family: Family Number	FAMNUM-1/5	P	176
Secondary Family: Relationship	FAMREL-1/5	P	171
Securities, U.S. Government, Own. (New)	SC1638	P	1580
Securities, U.S. Government, Ownership	ASSETSUM	P	929
Segment Type	SEGTYPE	H	478
Self Empl: Total Inc. for Bus. by Mo.(\$)	SC2238:44	SE	77
Self Empl: Total Inc. for Bus., Imp Flag	SE-CAL01:04	SE	124
Self-Employment Income (\$)	SE-AMT-1/4	SE	36
Self-Employment Income, Reciprocity	SE-REC-1/4	SE	32
Self-Employment Records, # in Samp Unit	SU-TOTSE	S	27
Sequence Number of Sample Unit	SUSLQNUM	S	1
Sequence Number of Sample Unit	HHSEQNUM	H	1
Sequence Number of Sample Unit	FFSEQNUM	F	1
Sequence Number of Sample Unit	PPSEQNUM	P	1
Sequence Number of Sample Unit	WSSEQNUM	W	1
Sequence Number of Sample Unit	SESEQNUM	SE	1

Vertical line on the left side of the page.

Horizontal line at the top of the page.

INDEX TO SIPP RELATIONAL CORE FILE

REFERENCE	MNEMONIC	TY	LOCA PE TION
Sequence Number of Sample Unit	G1SEQNUM	G1	1
Sequence Number of Sample Unit	G2SEQNUM	G2	1
Sex	SEX	P	159
Sex of Family Householder	FF-KIND	F	89
Sex of Reference Person (Noninterview)	SEX-RP	H	473
Sex of Reference Person (Noninterview)	U-SEX-RP	H	501
Sex, Preedited	U-SEX	P	256
Sick Pay	--See G1 #12		
Sick Pay, Reciprocity	RECIPSUM	P	860
Size of Family	FFNUMBER	F	22
Size of Household	HH-NP-1/5	H	63
Size of Household (Noninterview)	SIZE-MH	H	474
Size of Household (Noninterview)	U-SIZ-MH	H	502
Social Security	--See G1 # 3		
Social Security Coverage	SOCSEC-1/4	P	1140
Social Security Income of Family (\$)	FFSOCSEC	F	136
Social Security Income of Household (\$)	HH-SOC-1/4	H	740
Social Security Payments, Input. Flag	PP-IMP32	P	1663
Social Security Payments, Reason	SC1346:48	P	1376
Social Security Payments, Receipt	SG1342	P	1374
Social Security Pmts for Child, Imp Flg	PP-IMP13	P	1664
Social Security Pmts for Children, Recip	SC1352	P	1381
Social Security Pmts, New Since Last Wave	SC1286	P	1344
Social Security Reciprocity	RECIPSUM	P	849
Social Security/RR for Children (\$)	KIDAMT-1/4	G1	50
Social Security/RR Income for Child. (\$)	KIDAMT-1/4	F	50
Social Security/RR Pmt for Child, Imp. Flg	G1-IMP06:09	G1	236
Social Security/RR Pmts for Children (\$)	SC3070:84	G1	141
Social Security/RR Recip. for, Imp. Flg.	G1-IMP01	G1	231
Social Security/RR Reciprocity For Child.	KIDSS-1/4	G1	46
Social Security/RR Reciprocity for Child.	SC3068	G1	140
Social Security/RR Reciprocity for Whom	SC3006:12	G1	71
Social Security/RR Reciprocity Type	SSRECIND	G1	66
Social Security/RR, Type of Check	SC3064	G1	136
Spouse Person Number	PNSP-1/5	P	182
Spouse Person Number, Preedited	U-PNSP	P	250
Spouse Person Number, Previous Wave	PW-PNSP	P	135
SSI	--See G1 # 3		
SSI Income of Family (\$)	FF-SSI	F	142
SSI Income of Household (\$)	HH-SSI-1/4	H	764
SSI, Reciprocity	RECIPSUM	P	851
SSI, Reciprocity	SC1354	P	1382
SSI, Reciprocity, Imputation Flag	PP-IMP34	P	1665
SSI, Reciprocity, New Since Last Wave	SC1288	P	1345
State Government Pension--See Pension			
State of Residence	STAT-MOV	H	21
State of Sample Unit at Inception	SU-STATE	S	33
State Unemployment Comp--See Unemp Comp			
Stock Dividend Checks	SC4500	G2	368
Stock Dividend Checks in Own Name	S10-WD-1/4	G2	126
Stock Dividend Checks, Imputation Flags	G2-IMP09:11	G2	458

1

2

INDEX TO SIPP RELATIONAL CORE FILE

REFERENCE	MNEMONIC	TY	LOCA PE TION
Stock Dividend Checks, Joint	J10-WD-1/4	G2	106
Stock Dividends Received in Own Name (\$)	S10-AD-1/4	G2	130
Stock Dividends Received, Input. Flag	G2-IMP10	G2	459
Stock Dividends Received, Joint	SC4504	G2	370
Stock Dividends Received, Joint (\$)	J10-AD-1/4	G2	110
Stock Dividends Received, Own (\$) ⁴ Mo.	SC4508	G2	376
Stock Dividends Reinvested	SC4512	G2	382
Stock Dividends Reinvested, Input. Flag	G2-IMP12:14	G2	461
Stock Dividends Reinvested, Joint	J10-CD-1/4	G2	146
Stock Dividends Reinvested, Joint (\$)	J10-AR-1/4	G2	150
Stock Dividends Reinvested, Joint(\$) ⁴ Mo	SC4516	G2	384
Stock Dividends Reinvested, Own (\$) ⁴ Mo	SC4528	G2	389
Stock Dividends Reinvested, Own Name	S10-CD-1/4	G2	166
Stock Dividends Reinvested, Own Name(\$)	S10-AR-1/4	G2	170
Stocks or Mutual Funds, Ownership	ASSETSUM	P	932
Stocks or Mutual Funds, Ownership (New)	SC1648	P	1585
Stratum Code for Variance Estimation	VARSTRAT	H	453
Student Aid	SC1660:78	P	1591
Student Aid, Amount Per Term	SC1684:92	P	1606
Student Aid, Amount Per Term, Imp Flag	PP-IMP80:82	P	1700
Student Aid, Imputation Flag	PP-IMP76:77	P	1696
Student Loan, Guaranteed	SC1676	P	1599
Student Loan, National Direct	SC1678	P	1600
Subfamily Membership	FAMTYP-1/5	P	166
Subfamily Relationship	FAMREL-1/5	P	171
Subfamily: Family Number	FAMNUM-1/5	P	176
Subsidized Housing	LOW-RENT	H	471
Supplemental Educ. Opportunity Grant	SC1666	P	1594
Supplemental Security Income--See SSI			
Tenure	TENURE	H	469
Tenure, Unedited	U-TENURE	H	492
Transcription Codes	TRN-CODE	F	267
Transfer Income of Family (\$)	FF-TRAN	F	122
Transfer Income of Household (\$)	BH-TRA-1/4	H	660
Transfer Income, Means-tested Total (\$)	FP-TRA-1/4	P	793
Tuition and Fees (\$)	SC1682	P	1602
Tuition and Fees (\$), Imputation Flag	PP-IMP79	P	1699
Type of Housing Unit	LTVQTR-1/5	H	457
U.S. Government Securities, Ownership	ASSETSUM	P	929
Unemployment Benefits, Suppl--See G1 # 6			
Unemployment Benefits, Supplemental	SC1242	P	1305
Unemployment Benefits, Supplemental Rec:	RECIPSUM	P	854
Unemployment Comp., Other --See G1 # 7			
Unemployment Comp., State --See G1 # 5			
Unemployment Compensation, Other, Recip	RECIPSUM	P	855
Unemployment Compensation, State	SC1240	F	1304
Unemployment Compensation, State, Recip	RECIPSUM	F	853
Unemployment Compensation, State, Imp Flg	PP-IMP29	P	1660
Unemployment Income of Family (\$)	FF-UNEMP	F	148
Unemployment Income of Household (\$)	HH-UNE-1/4	H	788
Union Pension--See Pension			

INDEX TO SIPP RELATIONAL CORE FILE

REFERENCE	MNEMONIC	TY	LOCA PE TION
Unit Type	LIVQTR-1/5	H	457
Unit Type, Unedited	U-LIVQTR	H	488
Units in Structure	NUMUNITS	H	467
Units in Structure, Unedited	U-NMUNIT	H	490
Utilities, Payment for	UTLPAYYN	H	871
Utilities, Payment for (in Public Hous.)	SC4806	H	882
Utilities, Pmt. (in Pub Hous), Imp Flag	PG-IMP02	H	882
Utilities, Pmt. (in Subs Hous)	SC4812	H	890
Utilities, Pmt. (in Subs Hous), Imp Flag	PG-IMP04	H	890
VA Educational Assistance Prog., Other	SC1668	P	1595
VA Income Questionnaire	SC3060	G1	133
Variance Estimation: Half Sample Code	HALFSAMP	H	452
Variance Estimation: Stratum Code	VARSTRAT	H	453
Version Number of File	VERSTON	S	38
Veteran Payments Coverage	VETS-1/4	P	1116
Veteran Status	VETSTAT	P	212
Veteran Status	SC1330	P	1366
Veteran Status, Unedited	U-VET	P	263
Veteran: Length of Service	SC1332	P	1367
Veteran: Period of Service	U-SRVDTE	P	264
Veteran: Service Connected Disability	SC1334	P	1369
Veteran: VA Disability Rating	SC1336	P	1371
Veterans Comp. or Pension for Widow	SC1430	P	1418
Veterans Comp., New Since Last Wave	SC1290	P	1346
Veterans Compensation or Pension	SC1338	P	1372
Veterans Compensation or Pension, Recip	RECIPSUM	P	856
Veterans Compensation or Pension, Imp Flg	PP-IMP31	P	1662
Veterans Compensation/Pension-See G1 # 8			
Veterans Educational Benefits	SC1662:68	P	1592
Veterans Payments for Family (\$)	FF-VETPY	P	154
Veterans Payments to Household (\$)	HH-VET-1/4	H	812
Veterans: Death of Husband from Service	SC1456	P	1430
Veterans: Death of Husband, Input. Flag	PP-IMP47	P	1678
Wage or Salary Records, # in Samp Unit	SU-TOTWS	S	25
Wage Rate (\$)	SC2028	W	70
Wage Rate, Imputation Flag	WS-IMP05	W	101
Want for Job When Not Looking	SC1050	P	1204
Want for Job When Not Looking	SC1224	P	1292
Want for Job When Not Looking, Imp Flag	PP-IMP22	P	1653
Wave	U-ITM38A	H	504
Wave	PP-WAVE	P	19
Wave	WS-WAVE	W	19
Wave	SE-WAVE	SE	19
Wave	G1-WAVE	G1	19
Wave	G2-WAVE	G2	19
Wave in Which HH Came Into Existence	WAVEPREP	H	484
Wave Number	ITEM36A	H	497
Weeks Absent Without Pay, Input. Flag	PP-IMP10:11	P	1641
Weeks Absent Without Pay, Input. Flag	PP-IMP14:15	P	1645
Weeks Absent Without Pay, Specific Weeks	SC1058:96	P	1209
Weeks Absent Without Pay, Specific Weeks	SC1136:72	P	1248



INDEX TO SIPP RELATIONAL CORE FILE

REFERENCE	MNEMONIC	TY	LOCA PE TION
Weeks Employed During Month	WS-EMP-1/4	W	28
Weeks in Month, Total	WEEKS-1/4	P	953
Weeks Looking for Work During Mo., # of	WK-LOK-1/4	P	1001
Weeks Looking for Work, Specific Week	WEEKSLK	P	1005
Weeks Looking or on Layoff, Imput. Flag	PP-IMP02	P	1633
Weeks Looking or on Layoff, Imput. Flag	PP-IMP19	P	1650
Weeks Looking or on Layoff, Specific Wk.	SC1004:40	P	1181
Weeks Looking or on Layoff, Specific Wk.	SC1216	P	1288
Weeks With a Job, Imputation Flags	PP-IMP13	P	1644
Weeks With a Job, Specific Week	WKWJOB	P	961
Weeks With a Job, Specific Weeks	SC1100:34	P	1230
Weeks With Business	SE-WWB-1/4	SE	28
Weeks With Job During Month, Number of	WK-JOB-1/4	F	957
Weeks Without Pay During Month, # of	WK-WOP-1/4	F	979
Weeks Without Pay, Specific Week	WEEKSAB	P	983
Weight of Family	FF-FINWT	F	172
Weight of Household, Base	HH-BW	H	380
Weight of Household, Final	HH-FIN-1/5	H	392
Weight of Person	FNLWGT-1/5	F	81
Welfare Payments, Other, Coverage	OTHER-1/4	P	1136
Welfare, Other, Reciprocity	RECIPSUM	P	872
Welfare, Type of	SC1484:96	F	1444
Welfare, Type of, Imputation Flags	PP-IMP51:52	P	1682
WIC	--See G1 #25		
WIC Coverage	COVWIC-1/4	P	1032
WIC Voucher Value	VALWIC-1/4	P	1036
WIC, Imputation Flags	G1-IMP14:17	G1	244
WIC, Reciprocity	RECIPSUM	F	873
WIC, Reciprocity	SC1494	F	1448
WIC, Reciprocity	SC3138:44	G1	227
Widow's Pension	SC1426:52	F	1416
Widow's Pension, Imputation Flag	PP-IMP45	F	1676
Women, Infants & Childrens Prog--See WIC			
Work Anytime During 4 Months	SC1000	P	1179
Work Each Week of Reference Per., Imp Flg	PP-IMP09	P	1640
Work Each Week of Reference Period	SC1056	F	1208
Work-Study Program	SC1692	F	1612
Work-Study Program, Imputation Flag	PP-IMP82	F	1702
Worker's Compensation	SC1394	F	1400
Worker's Compensation	--See G1 #11		
Worker's Compensation, Recip, Imp Flag	PP-IMP30	F	1661
Worker's Compensation, Reciprocity	RECIPSUM	F	858
Worker's Compensation, Reciprocity	SC1246	F	1307
Worker's Compensation, New Since Lst. Wave	SC1302	F	1352
Year of Birth, Preedited	U-BRTMYR	F	242
Years of School Completed--See Education			

1

|

The Data Dictionary describes the contents and record layout of the public-use computer tape file. The first line of each data item description gives the data name, size of the data field, and the begin position of the field. The term TABLE may follow if the data item contains data dimensioned in an array (i.e.- 6 cells of 3-characters each; 18 total characters for the field).

The next few lines contain descriptive text and any applicable notes. Categorical value codes and labels are given where needed. Comment notes marked by an (*) are provided throughout. Comments should be removed from the machine-readable version of the data dictionary before using it to help access the data file.

DATA. 8 characters--alphabetic, numeric, and the special character (.). No other special characters are used. It may be a mnemonic such as "HH-RCTYP" or "SE-OCC," or a sequential identifier such as "SC9138" or "WS-IMP01". Data item names are unique throughout the entire file (all 8 record types).

SIZE. 8 characters--numeric. The size of a data item is given in characters. Indication of implied decimal places is provided in notes.

BEGIN. 8 characters--numeric. Contains the location in the data record of the first character position of the data item field.

The first line of the data item description begins with the character "D" (left-justified, two characters). The "D" flag indicates lines in the data dictionary containing the name and location (size and begin) position of each data item. This information (in machine-readable form) can be used to help access the data file. The line beginning with the character "U" describes the universe for that item. Lines containing categorical value codes and labels follow the universe description and begin with the character "V". The special character (.) denotes the start of the value label. Two examples of data item descriptions follow:

```
D SC1238      1      1302
  What was the main reason ... worked
  less than 35 hours in those weeks
U Persons 15 years old or older
V 0 .Not in universe
  1 .Could not find a full-time job
  2 .Wanted to work part-time
  3 .Health condition or disability
  4 .Normal working hours are less
  than 35 hours
  5 .Slack work or material shortage
  6 .Other
```

```
D FF-PINX      60      24      TABLE
  Indexes of person records of family
  members.
  Note: this item consists of (30)
  2-character cells. Each cell
  contains an index number
U All families
```




SAMPLE UNIT

DATA	SIZE	BEGIN
D SUSEGNUM	5	1
Sequence number of sample unit Primary sort key.		
U All sample units		
D SU-RCTYP	2	6
Record type indicator Second sort key		
U All sample units		
V 10. Sample unit record		
D SU-RCSEQ	1	8
Record sequence number within structure and record type. The value is always '1' because there is only one sample unit record per structure. Third sort key		
U All sample units		
O SU-ID	9	9
Sample unit identifier Unique scrambled combination of the PSU (3 characters), segment (4 characters), and serial (2 characters) numbers of the original sample address. Used to match sample units from different waves.		
U All sample units		
D SU-ROT	1	18
Rotation group. Range = 1,4.		
U All sample units		
*		*
* Record type totals		*
*		*
D SU-TOTH	2	19
Total number of households (address ID's) in the sample unit. Range = 1,10.		
U All sample units		
D SU-TOTFF	2	21
Total number of families and pseudo families in the sample unit. A pseudo family is an individual who is not related to anyone else in the		



SAMPLE UNIT

DATA	SIZE	BEGIN
		household in which he lives. It may be a person who lives alone. Range = 0,40.
U	All sample units	
D SU-TOTPP	2	23
		Total number of person records for this sample unit. Range = 0,40
U	All sample units	
D SU-TOTWS	2	25
		Total number of wage or salaried businesses reported for members of the sample unit. Each person in the sample unit may report up to two wage or salaried businesses. Range = 0,30.
U	All sample units	
D SU-TOTSE	2	27
		Total number of self-employment businesses reported for members of the sample unit. Each person in the same unit may report up to two self-employment businesses. Range = 0,20.
U	All sample units	
D SU-TOTG1	2	29
		Total number of type 1 general amounts income records for this sample unit. Range = 0,40.
U	All sample units	
D SU-TOTG2	2	31
		Total number of type 2 general amounts income records for this sample unit. Range = 0,20.
U	All sample units	
D SU-STATE	2	33
		FIPS State code for the sample unit Note: Alaska is not included. Some States are aggregated for confidentiality reasons.
U	All sample units	
V	01,Alabama	
	04,Arizona	

|

SAMPLE UNIT

DATA	SIZE	BEGIN
05. Arkansas		
06. California		
08. Colorado		
09. Connecticut		
10. Delaware		
11. District of Columbia		
12. Florida		
13. Georgia		
15. Hawaii		
17. Illinois		
18. Indiana		
19. Iowa		
20. Kansas		
21. Kentucky		
22. Louisiana		
23. Maine		
24. Maryland		
25. Massachusetts		
26. Michigan		
27. Minnesota		
29. Missouri		
31. Nebraska		
34. New Jersey		
36. New York		
37. North Carolina		
39. Ohio		
40. Oklahoma		
41. Oregon		
42. Pennsylvania		
44. Rhode Island		
45. South Carolina		
47. Tennessee		
48. Texas		
51. Virginia		
53. Washington		
55. Wisconsin		
90. Idaho, New Mexico, South Dakota, Wyoming		
91. Mississippi, West Virginia		

D SU-RGC 3 35
 Reduction group code established to make
 it possible to easily reduce sample size
 if necessary, from master segment tape.
 Range = 0,101

U All sample units
 V 000 .Not applicable

D VERSION 1 38
 Release number of file



34

SAMPLE UNIT

DATA	SIZE	BEGIN
V 1 .Original version		
2 .First re-release		
3 .Second re-release		
etc.		
D SU-FILL	1702	39
Blank filler		

Vertical line on the left side of the page.

Horizontal line at the top right corner of the page.

HOUSEHOLD

DATA	SIZE	BEGIN
D HHSEQNUM	5	1
Sequence number of sample unit		
U All sample units		
D HHRCTYP	2	6
Record type indicator		
U All households		
V 20. Household record		
D HHRCSEQ	2	8
Record sequence number within structure and record type		
U All households		
D HH-ID	9	10
Identification number.		
Unique scrambled combination of the PSU (3 characters), segment (4 characters), and serial (2 characters) numbers of the original sample address.		
U All households		
D ADDID	2	19
Current address ID. - This field differentiates households within the same PSU, segment, and serial, that is, households which originate out of an original sample household		
U All households		
D STAT-MOV	2	21
FIPS State code to which household moved.		
U All households		
V 00. Nonmatch		
01. Alabama		
02. Alaska		
04. Arizona		
05. Arkansas		
06. California		
08. Colorado		
09. Connecticut		
10. Delaware		
11. District of Columbia		
12. Florida		
13. Georgia		
15. Hawaii		
17. Illinois		

Vertical line on the left side of the page.

Horizontal line at the top right of the page.

HOUSEHOLD

DATA	SIZE	BEGIN
18. Indiana		
19. Iowa		
20. Kansas		
21. Kentucky		
22. Louisiana		
23. Maine		
24. Maryland		
25. Massachusetts		
26. Michigan		
27. Minnesota		
29. Missouri		
30. Montana		
31. Nebraska		
32. Nevada		
33. New Hampshire		
34. New Jersey		
36. New York		
37. North Carolina		
38. North Dakota		
39. Ohio		
40. Oklahoma		
41. Oregon		
42. Pennsylvania		
44. Rhode Island		
45. South Carolina		
47. Tennessee		
48. Texas		
49. Utah		
50. Vermont		
51. Virginia		
53. Washington		
55. Wisconsin		
90. Idaho, New Mexico, South Dakota, Wyoming		
91. Mississippi, West Virginia		
0 H-FILL1	1	23
Blank filler		
0 METRO	1	24
Metropolitan subsample		
U All households		
V 1 .In metropolitan subsample		
2 .Not in metropolitan subsample (may be metro or nonmetro)		
0 MSA	4	25
Identifiable MSA/CMSA codes as		

Vertical line on the left side of the page.

Horizontal line at the top right of the page.

DATA	SIZE	BEGIN
		defined in 1983
U		All households
V	0000	.Not in metropolitan subsample or not in an identifiable MSA
	0160	.Albany-Schenectady-Troy, NY
	0640	.Austin, TX
	0840	.Beaumont-Port Arthur, TX
	1000	.Birmingham, AL
	1122	.Boston-Lawrence-Salem, MA-NH CMSA (part in MA only)
	1282	.Buffalo-Niagara Falls, NY CMSA
	1602	.Chicago-Gary-Lake County (IL), IL-IN-WI CMSA (parts in IL and IN only)
	1642	.Cincinnati-Hamilton, OH-KY-IN CMSA (parts in OH and KY only)
	1692	.Cleveland-Akron-Lorain, OH CMSA
	1840	.Columbus, OH
	1922	.Dallas-Fort Worth, TX CMSA
	2000	.Dayton-Springfield, OH
	2082	.Denver-Boulder, CO CMSA
	2162	.Detroit-Ann Arbor, MI CMSA
	2400	.Eugene-Springfield, OR
	2840	.Fresno, CA
	3120	.Greensboro--Winston-Salem--High Point, NC
	3240	.Harrisburg-Lebanon-Carlisle, PA
	3282	.Hartford-New Britain-Middletown, CT CMSA
	3320	.Honolulu, HI
	3362	.Houston-Galveston-Brazoria, TX CMSA
	3480	.Indianapolis, IN
	3762	.Kansas City, MO-Kansas City, KS CMSA (part in MO only)
	4000	.Lancaster, PA
	4472	.Los Angeles-Anaheim-Riverside, CA CMSA
	4720	.Madison, WI
	4920	.Memphis, TN-AR-MS (part in TN only)
	4992	.Miami-Fort Lauderdale, FL CMSA
	5082	.Milwaukee-Racine, WI CMSA
	5160	.Mobile, AL
	5360	.Nashville, TN
	5480	.New Haven-Meriden, CT
	5560	.New Orleans, LA
	5602	.New York-Northern NJ-Long Island, NY-NJ-CT CMSA

HOUSEHOLD

DATA	SIZE	BEGIN
5880	.Oklahoma City, OK	
5920	.Omaha, NE-IA (part in NE only)	
5960	.Orlando, FL	
6162	.Philadelphia-Wilmington-Trenton, PA-NJ-DE-MD CMSA (parts in PA, NJ, and DE only)	
6200	.Phoenix, AZ	
6262	.Pittsburgh-Beaver Valley, PA CMSA	
6442	.Portland-Vancouver, OR-WA CMSA (part in OR only)	
6840	.Rochester, NY	
6920	.Sacramento, CA	
7042	.St. Louis-E. St. Louis-Alton, MO-IL CMSA (part in MO only)	
7080	.Salem, OR	
7240	.San Antonio, TX	
7320	.San Diego, CA	
7362	.San Francisco-Oakland-San Jose, CA CMSA	
7560	.Scranton-Wilkes-Barre, PA	
8000	.Springfield, MA	
8280	.Tampa-St. Petersburg-Clearwater, FL	
8400	.Toledo, OH	
8520	.Tucson, AZ	
8560	.Tulsa, OK	
8840	.Washington, DC-MD-VA	
8960	.West Palm Beach-Boca Raton- Delray Beach, FL	
9240	.Worcester, MA	
9280	.York, PA	
9320	.Youngstown-Warren, OH	

*		*
*	Edited control card fields	*
*		*
*	The next 12 fields contain	*
*	family indexes by months 1-4.	*
*		*
*	HHNF-1....4	*
*	FIRST-1....4	*
*	LAST-1....4	*
*		*

D HHNF-1 2 29
 Number of family records for this
 household - month 1
 U All households



HOUSEHOLD

DATA	SIZE	BEGIN
D HH-NF-2	2	31
Number of family records for this household - month 2		
U All households		
D HH-NF-3	2	33
Number of family records for this household - month 3		
U All households		
D HH-NF-4	2	35
Number of family records for this household - month 4		
U All households		
D FIRST-1	2	37
Index of the first family record for this household for month 1 of the reference period		
U All households		
D FIRST-2	2	39
Index of the first family record for this household for month 2 of the reference period		
U All households		
D FIRST-3	2	41
Index of the first family record for this household for month 3 of the reference period		
U All households		
D FIRST-4	2	43
Index of the first family record for this household for month 4 of the reference period		
U All households		
D LAST-1	2	45
Index of the last family record for this household for month 1 of the reference period		
U All households		
D LAST-2	2	47
Index of the last family record for this household for month 2 of the reference period		
U All households		

HOUSEHOLD

DATA	SIZE	BEGIN	
D LAST-3	2	47	
			Index of the last family record for this household for month 3 of the reference period
U All households			
D LAST-4	2	51	
			Index of the last family record for this household for month 4 of the reference period
U All households			
*			*
*			The next 10 fields contain
*			household indexes by months
*			1-4 and the interview month
*			*
*			HH-REF-1....5
*			HH-NP-1....5
*			*
D HH-REF-1	2	53	
			Index of the household reference person for month 1 of the reference period
U All households			
D HH-REF-2	2	55	
			Index of the household reference person for month 2 of the reference period
U All households			
D HH-REF-3	2	57	
			Index of the household reference person for month 3 of the reference period
U All households			
D HH-REF-4	2	59	
			Index of the household reference person for month 4 of the reference period
U All households			
D HH-REF-5	2	61	
			Index of the household reference person for the interview month
U All households			



HOUSEHOLD

DATA	SIZE	BEGIN	
D HH-NP-1	2	63	
			Number of persons in household for month 1 of the reference period
U All households			
D HH-NP-2	2	65	
			Number of persons in household for month 2 of the reference period
U All households			
D HH-NP-3	2	67	
			Number of persons in household for month 3 of the reference period
U All households			
D HH-NP-4	2	69	
			Number of persons in household for month 4 of the reference period
U All households			
D HH-NP-5	2	71	
			Number of persons in household for the interview month
U All households			
*			*
* The next 5 fields (HH-PINX1			*
* through HH-PINX5) each contain			*
* 30 cells (2-character) of			*
* information (1-30 persons).			*
*			*
D HH-PINX1	60	73	TABLE
			Indexes of persons in this household in month 1
U All households			
D HH-PINX2	60	133	TABLE
			Indexes of persons in this household in month 2
U All households			
D HH-PINX3	60	193	TABLE
			Indexes of persons in this household in month 3
U All households			
D HH-PINX4	60	253	TABLE
			Indexes of persons in this household in month 4
U All households			



HOUSEHOLD

DATA	SIZE	BEGIN	
D HH-PINXS	60	313	TABLE
			Indexes of persons in this household at the time of interview
U			All households
D HH-MIS-1	1	373	
			Monthly household interview status - month 1
U			All households
V			1 .Interview
			2 .Noninterview
			3 .Not in sample
D HH-MIS-2	1	374	
			Monthly household interview status - month 2
U			All households
V			1 .Interview
			2 .Noninterview
			3 .Not in sample
D HH-MIS-3	1	375	
			Monthly household interview status - month 3
U			All households
V			1 .Interview
			2 .Noninterview
			3 .Not in sample
D HH-MIS-4	1	376	
			Monthly household interview status - month 4
U			All households
V			1 .Interview
			2 .Noninterview
			3 .Not in sample
D HH-MIS-5	1	377	
			Monthly household interview status - interview month
U			All households
V			1 .Interview
			2 .Noninterview
			3 .Not in sample
D HH-INT1	2	378	
			Wave 1 household interview status
U			All households

HOUSEHOLD

DATA	SIZE	BEGIN
V 00 .Not a wave 1 household		
01 .Interviewed		
02 .No one home		
03 .Temporarily absent		
04 .Refused		
05 .Unable to locate		
06 .Other		
09 .Vacant		
10 .Occupied by persons with LRE		
11 .Unfit or to be demolished		
12 .Under construction; not ready		
13 .Converted to temporary business or storage		
14 .Unoccupied tent or trailer site		
15 .Permit granted; construction not started		
16 .Other type B		
17 .Demolished		
18 .House or trailer moved		
19 .Converted to permanent business or storage		
20 .Merged		
21 .Condemned		
22 .Other		
* * * * *		
* Household weights		
* * * * *		
D HH-FILL2	12	380
Zero filler		
D HH-FIN-1	10	392
Final weight for household reference person - month 1. Four implied decimal places. Range = 0.0000,100000.0000		
U All households		
D HH-FILL3	2	402
Zero filler		
D HH-FIN-2	10	404
Final weight for household reference person - month 2. Four implied decimal places. Range = 0.0000,100000.0000		
U All households		
D HH-FILL4	2	414
Zero filler		

HOUSEHOLD

DATA	SIZE	BEGIN
D HH-FIN-3	10	416
Final weight for household reference person - month 3. Four implied decimal places.		
Range = 0.0000,100000.0000		
U All households		
D HH-FILL5	2	426
Zero filler		
D HH-FIN-4	10	428
Final weight for household reference person - month 4. Four implied decimal places.		
Range = 0.0000,100000.0000		
U All households		
D HH-FILL6	2	438
Zero filler		
D HH-FIN-5	10	440
Final weight for household reference person - interview month. Four implied decimal places.		
Range = 0.0000,100000.0000		
*		*
* Variance fields		*
D HH-FILL7	2	450
Zero filler		
D HALFSAMP	1	452
Half sample code for variance estimation		
U All households		
D VARSTRAT	2	453
Stratum code for variance estimation		
U All households		
*		*
* Edited control card fields		*
*		*
D ACCESS	1	455
Control card item 13B - access to the unit		
U All households		
V 0 .Not applicable		

HOUSEHOLD

DATA	SIZE	BEGIN
1	.Direct - skip to housunit	
2	.Through another unit	
D KITCHEN	1	456
	Control card item 13C - kitchen facilities	
U	All households	
V 0	.Not applicable	
1	.For this unit only	
2	.Also used by another household	
3	.None	
D LIVQTR-1	2	457
	Control card items 13D and 13E housing/other unit - month 1	
U	All households	
V 00	.Not applicable	
01	.House, apartment, flat	
02	.Hu in nontransient hotel, motel etc.	
03	.Hu, permanent in transient hotel, motel, etc.	
04	.Hu in rooming house	
05	.Mobile home or trailer with no permanent room added	
06	.Mobile home or trailer with one or more permanent rooms added	
07	.Hu not specified above	
08	.Quarters not hu in rooming or boarding house	
09	.Unit not permanent in transient hotel, motel, etc.	
10	.Unoccupied tent or trailer site	
11	.Other unit not specified above	
D LIVQTR-2	2	459
	Control card items 13D and 13E housing/other unit - month 2	
U	All households	
V 00	.Not applicable	
01	.House, apartment, flat	
02	.Hu in nontransient hotel, motel etc.	
03	.Hu, permanent in transient hotel, motel, etc.	
04	.Hu in rooming house	
05	.Mobile home or trailer with no permanent room added	
06	.Mobile home or trailer with one or more permanent rooms added	
07	.Hu not specified above	

HOUSEHOLD

DATA	SIZE	BEGIN
08		.Quarters not hu in rooming or boarding house
09		.Unit not permanent in transient hotel, motel, etc.
10		.Unoccupied tent or trailer site
11		.Other unit not specified above
D LIVQTR-3	2	461
		Control card items 13D and 13E housing/other unit - month 3
U		All households
V 00		.Not applicable
01		.House, apartment, flat
02		.Hu in nontransient hotel, motel etc.
03		.Hu, permanent in transient hotel, motel, etc.
04		.Hu in rooming house
05		.Mobile home or trailer with no permanent room added
06		.Mobile home or trailer with one or more permanent rooms added
07		.Hu not specified above
08		.Quarters not hu in rooming or boarding house
09		.Unit not permanent in transient hotel, motel, etc.
10		.Unoccupied tent or trailer site
11		.Other unit not specified above
D LIVQTR-4	2	463
		Control card items 13D and 13E housing/other unit - month 4
U		All households
V 00		.Not applicable
01		.House, apartment, flat
02		.Hu in nontransient hotel, motel etc.
03		.Hu, permanent in transient hotel, motel, etc.
04		.Hu in rooming house
05		.Mobile home or trailer with no permanent room added
06		.Mobile home or trailer with one or more permanent rooms added
07		.Hu not specified above
08		.Quarters not hu in rooming or boarding house
09		.Unit not permanent in transient hotel, motel, etc.

HOUSEHOLD

DATA	SIZE	BEGIN
10		.Unoccupied tent or trailer site
11		.Other unit not specified above
D LIVQTR-5	2	465
		Control card items 13D and 13E
		housing/other unit - interview month
U		All households
V	00	.Not applicable
	01	.House, apartment, flat
	02	.Hu in nontransient hotel, motel etc.
	03	.Hu, permanent in transient hotel, motel, etc.
	04	.Hu in rooming house
	05	.Mobile home or trailer with no permanent room added
	06	.Mobile home or trailer with one or more permanent rooms added
	07	.Hu not specified above
	08	.Quarters not hu in rooming or boarding house
	09	.Unit not permanent in transient hotel, motel, etc.
	10	.Unoccupied tent or trailer site
	11	.Other unit not specified above
D NUMUNITS	2	467
		Control card item 14 - number of units in structure, both occupied and vacant
U		All households
V	00	.Not applicable
	01	.Only 'other' units
	02	.Mobile home or trailer
	03	.One, detached
	04	.One, attached
	05	.Two
	06	.3-4
	07	.5-9
	08	.10-19
	09	.20-49
	10	.50 or more
D TENURE	1	469
		Control card item 15 - are the living quarters:
U		All households
V	0	.Not answered (Types B and C)
	1	.Owned or being bought by someone in the household

|

HOUSEHOLD

DATA	SIZE	BEGIN
2 .Rented for cash		
3 .Occupied without payment of cash rent		
D PUB-HOUS	1	470
Control card item 16A - Is the residence in a public housing project; that is, is it owned by a local housing authority		
U All households		
V 0 .Not applicable		
1 .Yes		
2 .No		
D LOW-RENT	1	471
Control card item 16B - are you paying lower rent because the Federal, State, or local government is paying part of the cost		
U All households		
V 0 .Not applicable		
1 .Yes		
2 .No		
D RACE-RP	1	472
Control card item 37A - race of reference person.		
U Type A noninterview households		
V 0 .Not applicable		
1 .White		
2 .Black		
3 .American Indian, Eskimo or Aleut		
4 .Asian or Pacific Islander		
D SEX-RP	1	473
Control card item 37B - sex of reference person.		
U Type A noninterview households		
V 0 .Not applicable		
1 .Male		
2 .Female		
D SIZE+H	2	474
Control card item 37C - size of household		
Range = 0.30		
U Type A noninterview households.		
V 00 .Not applicable		

HOUSEHOLD

DATA	SIZE	BEGIN
*		*
* Freedited control card section		*
*		*
D SAMPLE	2	476
Sample code - indicates panel year		
U All households		
D SEGTYPE	1	478
Segment type - item 4 on the control card		
U All households		
V 1 .Address		
2 .Unit		
3 .Permit		
4 .Area		
5 .Special place		
D INT-CODE	3	479
Interviewer code, an alphabetic followed by two numerics		
U All households		
D U-EXTRUN	2	482
Extra unit indicator. When an extra unit is found the serial number of the original unit is in this field		
U All households		
V 00 .No extra units		
D WAVEPREP	1	484
Wave for which the control card was first prepared (should be the wave in which household came into existence)		
U All households		
D U-FRMSLE	1	485
Control card item 12B - during the past 12 months did sales of crops, livestock, and other farm products from the place amount to \$1000 or more		
U All households		
V 0 .Not answered		
1 .Yes		
2 .No		
3 .Not applicable		

50

HOUSEHOLD

DATA	SIZE	BEGIN
D U-ACCESS	1	486
Control card item 13B - access to the unit		
U	All households	
V	0 .Not applicable	
	1 .Direct - skip to housunit	
	2 .Through another unit	
D U-KITCHN	1	487
Control card item 13C - kitchen facilities		
U	All households	
V	0 .Not applicable	
	1 .For this unit only	
	2 .Also used by another household	
	3 .None	
D U-LIVQTR	2	488
Control card items 13D and 13E housing/other unit		
U	All households	
V	-9. Not answered	
	00. Not answered (types B and C)	
	01. House, apartment, flat	
	02. Hu in nontransient hotel, motel etc.	
	03. Hu, permanent in transient hotel, motel, etc.	
	04. Hu in rooming house	
	05. Mobile home or trailer with no permanent room added	
	06. Mobile home or trailer with one or more permanent rooms added	
	07. Hu not specified above	
	08. Quarters not hu in rooming or boarding house	
	09. Unit not permanent in transient hotel, motel, etc.	
	10. Unoccupied tent or trailer site	
	11. Other unit not specified above	
D U-NUNIT	2	490
Control card item 14 - number of units in structure, both occupied and vacant		
U	All households	
V	-9. Not answered	
	00. Not answered (types B and C)	
	01. Only 'other' units	

HOUSEHOLD

DATA	SIZE	BEGIN
02.Mobile home or trailer		
03.One, detached		
04.One, attached		
05.Two		
06.3-4		
07.5-9		
08.10-19		
09.20-49		
10.50 or more		
D U-TENURE	1	492
Control card item 15 - are the living quarters:		
U All households		
V 0 .Not answered (types B and C)		
1 .Owned or being bought by someone in the household		
2 .Rented for cash		
3 .Occupied without payment of cash rent		
9 .Not answered		
D U-PBHOLS	2	493
Control card item 16A - Is the residence in a public housing project, that is, is it owned by a local housing authority		
U All households		
V -1 .DK		
00 .Not applicable		
01 .Yes		
02 .No		
D U-LOWRNT	2	495
Control card item 16B - are you paying lower rent because the Federal, State, or local government is paying part of the cost		
U All households		
V -1 .Dk		
00 .Not applicable		
01 .Yes		
02 .No		
D ITEM36A	1	497
Control card item 36A - wave number associated with the interview status.		
Range = 1,9		
U All households		

52

HOUSEHOLD

DATA	SIZE	BEGIN
D ITEM36B	2	498
Control card item 36B - interview status code.		
U All households		
V 01 .Interviewed		
02 .No one home		
03 .Temporarily absent		
04 .Refused		
05 .Unable to locate		
06 .Other		
23 .Entire household out of scope		
24 .Moved, address unknown		
25 .Moved within country beyond limit		
26 .All sample persons relisted on new control card(s)		
D U-RAC-RP	1	500
Control card item 37A - race of reference person		
U Type A noninterview households		
V 0 .Not applicable		
1 .White		
2 .Black		
3 .American Indian, Eskimo or Aleut		
4 .Asian or Pacific Islander		
9 .Not answered		
D U-SEX-RP	1	501
Control card item 37B - sex of reference person		
U Type A noninterview households		
V 0 .Not applicable		
1 .Male		
2 .Female		
9 .Not answered		
D U-SIZ-HH	2	502
Control card item 37C - size of household.		
Range = -9,30		
U Type A noninterview households		
V-9 .Not answered		
00 .Not applicable		
D U-ITM38A	1	504
Control card item 38A - wave of visit		
Range = 0,9.		
U All households		

DATA	SIZE	BEGIN
D U-ITM38B	2	505
Control card item 38B - month of visit		
Range = 0,12.		
U All households		
D U-TOTVST	2	507
Control card item 38D - total number of personal visits.		
Range = -9,99		
U All households		
V -9 .Not answered		
00 .Not applicable		
D U-TOTPHN	2	509
Control card item 38F - total number of telephone calls.		
Range = 0,99		
U All households		
V 00 .Not applicable		
D U-CCRSPP	3	511
Control card item 38G - control card - respondents person number.		
Range = 0,999		
U All households		
V 000 .Not applicable		
D SCDD10	1	514
Control card source code 10 - during listing did interviewer miss any babies or small children - first interview only		
U All households		
V 0 .Not answered		
1 .Yes		
2 .No		
D SCDD12	1	515
Control card source code 12 - during listing did interviewer miss any lodgers, boarders or persons employed at the residence - first interview		
U All households		
V 0 .Not answered		
1 .Yes		
2 .No		

HOUSEHOLD

DATA	SIZE	BEGIN
D SC0014	1	516
Control card source code 14 - during listing did interviewer miss anyone who usually lives here but is away now traveling, at school, or in a hospital - first interview		
U All households		
V 0 .Not answered		
1 .Yes		
2 .No		
D SC0016	1	517
Control card source code 16 - during listing did interviewer miss anyone else staying at residence - first interview		
U All households		
V 0 .Not answered		
1 .Yes		
2 .No		
D SC0018	1	518
Control card source code 18 - to be answered during first interview at movers new address - are all persons listed on control card now living at this address		
U Mover households		
V 0 .Not applicable		
1 .Yes		
2 .No		
D SC0020	1	519
Control card source code 20 - to be answered during first interview at mover's new address - is anyone else living or staying here now		
U Mover households		
V 0 .Not applicable		
1 .Yes		
2 .No		
D SC0022	8	520 TABLE
Control card source codes 22, 26, 30, 34, 38, 42, 46 and 50 - are all persons listed as household members during the previous waves interview		



HOUSEHOLD

DATA	SIZE	BEGIN	
			still living or staying here. There are 8 answer fields (1 character each) for waves 2 through 9.
U			All households
V			0 .Not applicable
			1 .Yes
			2 .No
D	SC0024	8 528	TABLE
			Control card source codes 24, 28, 32, 36, 40, 44, 48 and 52 - is anyone not listed during previous wave interview currently living or staying here. There are 8 answer fields (1 character each) for waves 2 through 9.
U			All households
V			0 .Not applicable
			1 .Yes
			2 .No
*			*
*			The next 12 fields contain *
*			receipt of program benefits *
*			by months 1-4. *
*			*
*			BENFIT-1....4 *
*			CASH-1....4 *
*			NOCASH-1....4 *
*			*
D	BENFIT-1	1 536	
			Receipt of benefits from a means-tested program - month 1
U			All households
V			0 .Not in universe or no persons in household in given month
			1 .One or more persons in household received benefits from a means-tested program
			2 .No person in household received benefits from a means-tested program
D	BENFIT-2	1 537	
			Receipt of benefits from a means-tested program - month 2
U			All households
V			0 .Not in universe or no persons in household in given month

HOUSEHOLD

DATA	SIZE	BEGIN
1		
.One or more persons in household received benefits from a means-tested program		
2		
.No person in household received benefits from a means-tested program		
D BENFIT-3	1	538
Receipt of benefits from a means-tested program - month 3		
U All households		
V 0		
.Not in universe or no persons in household in given month		
1		
.One or more persons in household received benefits from a means-tested program		
2		
.No person in household received benefits from a means-tested program		
D BENFIT-4	1	539
Receipt of benefits from a means-tested program - month 4		
U All households		
V 0		
.Not in universe or no persons in household in given month		
1		
.One or more persons in household received benefits from a means-tested program		
2		
.No person in household received benefits from a means-tested program		
D CASH-1	1	540
Receipt of cash benefits - month 1		
U All households		
V 0		
.Not in universe or no persons in household in given month		
1		
.One or more persons in household received cash benefits from a means-tested program		
2		
.No person in household received cash benefits from a means-tested program		
D CASH-2	1	541
Receipt of cash benefits - month 2		
U All households		



HOUSEHOLD

DATA	SIZE	BEGIN
V 0		.Not in universe or no persons in household in given month
1		.One or more persons in household received cash benefits from a means-tested program
2		.No person in household received cash benefits from a means-tested program
D CASH-3	1	542
		Receipt of cash benefits - month 3
U		All households
V 0		.Not in universe or no persons in household in given month
1		.One or more persons in household received cash benefits from a means-tested program
2		.No person in household received cash benefits from a means-tested program
D CASH-4	1	543
		Receipt of cash benefits - month 4
U		All households
V 0		.Not in universe or no persons in household in given month
1		.One or more persons in household received cash benefits from a means-tested program
2		.No person in household received cash benefits from a means-tested program
D NOCASH-1	1	544
		Receipt of noncash benefits - month 1
U		All households
V 0		.Not in universe or no persons in household in given month
1		.One or more persons in household received food stamps and/or other noncash benefits
2		.One or more persons in household received noncash benefits from a program other than food stamps; no person received food stamps
3		.No person in household received noncash benefits

HOUSEHOLD

DATA	SIZE	BEGIN
D NOCASH-2	1	545
Receipt of noncash benefits - month 2		
U All households		
V 0 .Not in universe or no persons in household in given month		
1 .One or more persons in household received food stamps and/or other noncash benefits		
2 .One or more persons in household received noncash benefits from a program other than food stamps; no person received food stamps		
3 .No person in household received noncash benefits		
D NOCASH-3	1	546
Receipt of noncash benefits - month 3		
U All households		
V 0 .Not in universe or no persons in household in given month		
1 .One or more persons in household received food stamps and/or other noncash benefits		
2 .One or more persons in household received noncash benefits from a program other than food stamps; no person received food stamps		
3 .No person in household received noncash benefits		
D NOCASH-4	1	547
Receipt of noncash benefits - month 4		
U All households		
V 0 .Not in universe or no persons in household in given month		
1 .One or more persons in household received food stamps and/or other noncash benefits		
2 .One or more persons in household received noncash benefits from a program other than food stamps; no person received food stamps		
3 .No person in household received noncash benefits		

HOUSEHOLD

DATA	SIZE	BEGIN
* The next 4 fields (HH-POV-1....4)		*
* contain low income cutoff by		*
* months 1-4.		*
*		*
D HH-POV-1	5	548
Low income cutoff for this		
household - month 1.		
Range = 0,30000.		
U All households		
D HH-POV-2	5	553
Low income cutoff for this		
household - month 2.		
Range = 0,30000.		
U All households		
D HH-POV-3	5	558
Low income cutoff for this		
household - month 3.		
Range = 0,30000.		
U All households		
D HH-POV-4	5	563
Low income cutoff for this		
household - month 4.		
Range 0,30000.		
U All households		
*		*
* The next 48 fields contain		*
* household income aggregates		*
* by months 1-4		*
*		*
* HH-INC-1....4		*
* HH-ERN-1....4		*
* HH-PRO-1....4		*
* HH-TRA-1....4		*
* HH-OTH-1....4		*
* HH-NON-1....4		*
* HH-SOC-1....4		*
* HH-SSI-1....4		*
* HH-UNE-1....4		*
* HH-VET-1....4		*
* HH-ADC-1....4		*
* HH-FDS-1....4		*
*		*
* These aggregates were derived		*
* from income figures that may		*
* have been previously topcoded.		*



HOUSEHOLD

DATA	SIZE	BEGIN
* For a further discussion on		*
* topcoding, see the text section		*
* "Topcoding of Income Variables."		*
*		*
D HH-INC-1	8	568
Total household income for month 1 of the reference period. In dollars. Range = -1500000,1500000.		
U All households		
D HH-INC-2	8	576
Total household income for month 2 of the reference period. In dollars. Range = -1500000,1500000.		
U All households		
D HH-INC-3	8	584
Total household income for month 3 of the reference period. In dollars. Range = -1500000,1500000.		
U All households		
D HH-INC-4	8	592
Total household income for month 4 of the reference period. In dollars. Range = -1500000,1500000.		
U All households		
D HH-ERN-1	7	600
Total household earned income for month 1 of the reference period. In dollars. Range = 0,1500000.		
U All households		
D HH-ERN-2	7	607
Total household earned income for month 2 of the reference period. In dollars. Range = 0,1500000.		
U All households		
D HH-ERN-3	7	614
Total household earned income for month 3 of the reference period. In dollars. Range = 0,1500000.		
U All households		
D HH-ERN-4	7	621
Total household earned income for		

HOUSEHOLD

DATA	SIZE	BEGIN
		month 4 of the reference period. In dollars. Range = 0,1500000.
U All households		
D HH-PRO-1	8	628
		Total household property income for month 1 of the reference period. In dollars. Range = -1500000,1500000.
U All households		
D HH-PRO-2	8	636
		Total household property income for month 2 of the reference period. In dollars. Range = -1500000,1500000.
U All households		
D HH-PRO-3	8	644
		Total household property income for month 3 of the reference period. In dollars. Range = -1500000,1500000.
U All households		
D HH-PRO-4	8	652
		Total household property income for month 4 of the reference period. In dollars. Range = -1500000,1500000.
U All households		
D HH-TRA-1	7	660
		Total household means-tested cash transfers for the month 1 of the reference period. In dollars. Range = 0,1500000.
U All households		
D HH-TRA-2	7	667
		Total household means-tested cash transfers for the month 2 of the reference period. In dollars. Range = 0,1500000.
U All households		
D HH-TRA-3	7	674
		Total household means-tested cash transfers for the month 3 of the reference period. In dollars. Range = 0,1500000.
U All households		

HOUSEHOLD

DATA	SIZE	BEGIN
D HH-TRA-4	7	681
Total household means-tested cash transfers for the month 4 of the reference period. In dollars. Range = 0,1500000.		
U All households		
D HH-OTH-1	7	688
Total 'other' household income for month 1 of the reference period. In dollars. Range = 0,1500000.		
U All households		
D HH-OTH-2	7	695
Total 'other' household income for month 2 of the reference period. In dollars. Range = 0,1500000.		
U All households		
D HH-OTH-3	7	702
Total 'other' household income for month 3 of the reference period. In dollars. Range = 0,1500000.		
U All households		
D HH-OTH-4	7	709
Total 'other' household income for month 4 of the reference period. In dollars. Range = 0,1500000.		
U All households		
D HH-NON-1	6	716
Nuncash household income for month 1 of the reference period. In dollars. Includes dollar values for food stamps, WIC and energy assistance. Range = 0,150000.		
U All households		
D HH-NON-2	6	722
Nuncash household income for month 2 of the reference period. In dollars. Includes dollar values for food stamps, WIC and energy assistance. Range = 0,150000.		
U All households		
D HH-NON-3	6	728
Nuncash household income for month 3		

HOUSEHOLD

DATA	SIZE	BEGIN
------	------	-------

of the reference period. In dollars. Includes dollar values for food stamps, WIC and energy assistance. Range = 0,150000.

U All households

D HH-NON-4	6	734
------------	---	-----

Noncash household income for month 4 of the reference period. In dollars. Includes dollar values for food stamps, WIC and energy assistance. Range = 0,150000.

U All households

D HH-SOC-1	6	740
------------	---	-----

Total household Social Security income for month 1 of the reference period. In dollars. Range = 0,999999.

U All households

D HH-SOC-2	6	746
------------	---	-----

Total household Social Security income for month 2 of the reference period. In dollars. Range = 0,999999.

U All households

D HH-SOC-3	6	752
------------	---	-----

Total household Social Security income for month 3 of the reference period. In dollars. Range = 0,999999.

U All households

D HH-SOC-4	6	758
------------	---	-----

Total household Social Security income for month 4 of the reference period. In dollars. Range = 0,999999.

U All households

D HH-SSI-1	6	764
------------	---	-----

Total household Federal supplemental security income (SSI) for month 1 of the reference period. In dollars. Range = 0,999999.

U All households

HOUSEHOLD

DATA	SIZE	BEGIN
D HH-SSI-2	6	770
Total household Federal supplemental security income (SSI) for month 2 of the reference period. In dollars. Range = 0,999999.		
U All households		
D HH-SSI-3	6	776
Total household Federal supplemental security income (SSI) for month 3 of the reference period. In dollars. Range = 0,999999.		
U All households		
D HH-SSI-4	6	782
Total household Federal supplemental security income (SSI) for month 4 of the reference period. In dollars. Range = 0,999999.		
U All households		
D HH-UNE-1	6	788
Total household unemployment income for month 1 of the reference period. In dollars. Range = 0,999999.		
U All households		
D HH-UNE-2	6	794
Total household unemployment income for month 2 of the reference period. In dollars. Range = 0,999999.		
U All households		
D HH-UNE-3	6	800
Total household unemployment income for month 3 of the reference period. In dollars. Range = 0,999999.		
U All households		
D HH-UNE-4	6	806
Total household unemployment income for month 4 of the reference period. In dollars. Range = 0,999999.		
U All households		
D HH-VET-1	6	812
Total household veterans payment income for month 1 of the reference		

HOUSEHOLD

DATA	SIZE	BEGIN
		period. In dollars. Range = 0,999999.
U All households		
D HH-VET-2	6	818
		Total household veterans payment income for month 2 of the reference period. In dollars. Range = 0,999999.
U All households		
D HH-VET-3	6	824
		Total household veterans payment income for month 3 of the reference period. In dollars. Range = 0,999999.
U All households		
D HH-VET-4	6	830
		Total household veterans payment income for month 4 of the reference period. In dollars. Range = 0,999999.
U All households		
D HH-ADC-1	6	836
		Total household AFDC income for month 1 of the reference period. In dollars. Range = 0,999999.
U All households		
D HH-ADC-2	6	842
		Total household AFDC income for month 2 of the reference period. In dollars. Range = 0,999999.
U All households		
D HH-ADC-3	6	848
		Total household AFDC income for month 3 of the reference period. In dollars. Range = 0,999999.
U All households		
D HH-ADC-4	6	854
		Total household AFDC income for month 4 of the reference period. In dollars. Range = 0,999999.
U All households		

HOUSEHOLD

DATA	SIZE	BEGIN
D HH-FDS-1	6	860
Total household food stamps income received for month 1 of the reference period. In dollars. Range = 0,999999.		
U All households		
D HH-FDS-2	6	866
Total household food stamps income received for month 2 of the reference period. In dollars. Range = 0,999999.		
U All households		
D HH-FDS-3	6	872
Total household food stamps income received for month 3 of the reference period. In dollars. Range = 0,999999.		
U All households		
D HH-FDS-4	6	878
Total household food stamps income received for month 4 of the reference period. In dollars. Range = 0,999999.		
U All households		
*		*
* Recoded program questions		*
*		*
D ENGRYTYP	1	884
What type of energy assistance was received		
U Households receiving government energy assistance		
V 0 .Not applicable		
1 .Checks sent to household		
2 .Coupons or vouchers sent to household		
3 .Payments sent elsewhere		
4 .Checks and coupons or vouchers sent to household		
5 .Checks sent to household and payments sent elsewhere		
6 .Coupons or voucher sent to household and payments sent elsewhere		
7 .All three types of assistance		

HOUSEHOLD

DATA	SIZE	BEGIN	
D TYPELUNH	1	885	
			Are the lunches free or reduced-price
U			Households with 1 or more children 5 to 18 receiving free or reduced-price lunches
V 0			.Not applicable
			1 .Free
			2 .Reduced-price
			3 .Both
D TYPEBRKF	1	886	
			Are the breakfasts free or reduced-price
U			Households with 1 or more children 5 to 18 receiving free or reduced-price breakfasts
V 0			.Not applicable
			1 .Free
			2 .Reduced-price
			3 .Both
*			*
*			Program questions *
*			*
D PROGQUES	1	887	
			Check item P1
			Is this the reference person's questionnaire
U			All households
V 0			.Not in universe
			1 .Yes
			2 .No
			3 .Program questions taken from other household within sample unit
D SC4816	1	888	
			Has this household received energy assistance from the government in the past 4 months
U			All households
V 0			.Not in universe
			1 .Yes
			2 .No - skip to SC4826
*			*
*			The next 3 fields (SC4818 through *
*			SC4822) are possible answers to *
*			the question: *
*			*
*			Was this assistance received in *
*			the form of checks, coupons or *
*			vouchers sent to this household *
*			or were the payments sent directly *

HOUSEHOLD

DATA	SIZE	BEGIN
* to a utility company; fuel dealer; *		
* or landlord *		
* *		
D SC4818	1	889
Checks sent to household		
U Households receiving government energy assistance		
V 0 .Not marked as a place where payments were sent or not in universe based on response to SC4816		
1 .Marked as a place where payments were sent		
D SC4820	1	890
Coupons or vouchers sent to household		
U Households receiving government energy assistance		
V 0 .Not marked as a place where payments were sent or not in universe based on response to SC4816		
1 .Marked as a place where payments were sent		
D SC4822	1	891
Payments sent directly to utility company; fuel dealer; or landlord		
U Households receiving government energy assistance		
V 0 .Not marked as a place where payments were sent or not in universe based on response to SC4816		
1 .Marked as a place where payments were sent		
D SC4824	6	892
What was the total amount of the energy assistance received by this household during the past 4 months		
Range = 0,999999.		
U Households receiving government energy assistance		
V 000000 .Not in universe		
D SC4826	1	898
Check item P2		
Are there any children 5 to 18 years old who live in the household		

HOUSEHOLD

DATA	SIZE	BEGIN
U All households		
V 0	.Not in universe	
1	.Yes	
2	.No	
D SC4828	1	899
Do any of the children in this household usually eat a complete hot lunch offered at school		
U Households with 1 or more children age 5 to 18		
V 0	.Not in universe	
1	.Yes	
2	.No	
D SC4830	2	900
How many children usually eat a complete hot lunch at school		
Total children = 1,20.		
U Households with 1 or more children age 5 to 18		
V 00	.Not in universe	
D SC4832	1	902
Do any of the children receive free or reduced-price lunches this school year because they qualified for the Federal school lunch program		
U Households with 1 or more children age 5 to 18		
V 0	.Not in universe	
1	.Yes	
2	.No - skip to SC4840	
D SC4834	2	903
How many children receive free or reduced-price lunches		
Total children = 1,20.		
U Households with 1 or more children age 5 to 18		
V 00	.Not in universe	
*		*
*	The next 2 fields (SC4836 through	*
*	SC4838) are possible answers to the	*
*	question:	*
*		*
*	Are the lunches free or are they	*
*	reduced-price	*
*		*

HOUSEHOLD

DATA	SIZE	BEGIN
D SC4836	1	905
Free lunch		
U Households with 1 or more children age 5 to 18 receiving free lunch		
V 0 .Not marked as a free lunch or not in universe based on response to SC4832		
1 .Marked as a free lunch		
D SC4838	1	906
Reduced-price lunch		
U Households with 1 or more children age 5 to 18 receiving reduced-price lunch		
V 0 .Not marked as a reduced-price lunch or not in universe based on response to SC4832		
1 .Marked as a reduced-price lunch		
D SC4840	1	907
Do any of the children receive free or reduced-price school breakfasts this school year		
U Households with 1 or more children age 5 to 18		
V 0 .Not in universe		
1 .Yes		
2 .No		
D SC4842	2	908
How many children receive free or reduced-price breakfast		
Total children = 1,201.		
U Households with 1 or more children age 5 to 18		
V 00 .Not in universe		
*		*
*	The next 2 fields (SC4844 through	*
*	SC4846) are possible answers to the	*
*	question:	*
*		*
*	Are the breakfasts free or are they	*
*	reduced-price	*
*		*
D SC4844	1	910
Free breakfast		
U Households with 1 or more children		

HOUSEHOLD

DATA	SIZE	BEGIN
age 5 to 18 receiving free breakfast		
V 0		.Not marked as a free breakfast or not in universe based on response to SC4840
1		.Marked as a free breakfast
D SC4846	1	911
Reduced-price breakfast		
U Households with 1 or more children age 5 to 18 receiving reduced-price breakfast		
V 0		.Not marked as a reduced-price breakfast or not in universe based on response to SC4840
1		.Marked as a reduced-price breakfast
*		*
*		Program questions imputation flags
*		*
D PG-IMP6	1	912
Program questions imputation flag 6 imputation of 'SC4816'		
V 0		.Not imputed
1		.Imputed
D PG-IMP7	1	913
Program questions imputation flag 7 imputation of 'SC4818'		
V 0		.Not imputed
1		.Imputed
D PG-IMP8	1	914
Program questions imputation flag 8 imputation of 'SC4820'		
V 0		.Not imputed
1		.Imputed
D PG-IMP9	1	915
Program questions imputation flag 9 imputation of 'SC4822'		
V 0		.Not imputed
1		.Imputed
D PG-IMP10	1	916
Program questions imputation flag 10 imputation of 'SC4824'		
V 0		.Not imputed
1		.Imputed

HOUSEHOLD

DATA	SIZE	BEGIN
D PG-IMP11	1	917
Program questions imputation flag 11 imputation of 'SC4828'		
V 0	.Not imputed	
1	.Imputed	
D PG-IMP12	1	918
Program questions imputation flag 12 imputation of 'SC4830'		
V 0	.Not imputed	
1	.Imputed	
D PG-IMP13	1	919
Program questions imputation flag 13 imputation of 'SC4832'		
V 0	.Not imputed	
1	.Imputed	
D PG-IMP14	1	920
Program questions imputation flag 14 imputation of 'SC4834'		
V 0	.Not imputed	
1	.Imputed	
D PG-IMP15	1	921
Program questions imputation flag 15 imputation of 'SC4836'		
V 0	.Not imputed	
1	.Imputed	
D PG-IMP16	1	922
Program questions imputation flag 16 imputation of 'SC4838'		
V 0	.Not imputed	
1	.Imputed	
D PG-IMP17	1	923
Program questions imputation flag 17 imputation of 'SC4840'		
V 0	.Not imputed	
1	.Imputed	
D PG-IMP18	1	924
Program questions imputation flag 18 imputation of 'SC4842'		
V 0	.Not imputed	
1	.Imputed	

..

DATA	SIZE	BEGIN
D PG-IMP19	1	925
Program questions imputation flag 19 imputation of 'SC4844'		
V 0	.Not imputed	
1	.Imputed	
D PG-IMP20	1	926
Program questions imputation flag 20 imputation of 'SC4846'		
V 0	.Not imputed	
1	.Imputed	
D HH-FILLB	814	927
Blank filler		

FAMILY

DATA	SIZE	BEGIN	
*			*
* A family record is created for			*
* every month of the reference			*
* period for each family			*
*			*
D FFSEQNUM	5	1	
Sequence number of sample unit. Used to identify all persons in the same family in a given month.			
U All sample units			
D FF-RCTYP	2	6	
Record type indicator			
U All families			
V 30.Family record			
D FF-RCSEQ	2	8	
Record sequence number within structure and record type			
U All families			
D FF-ID	9	10	
Identification number. Unique scrambled combination of the PSU (3 characters), segment (4 characters), and serial (2 characters) numbers of the original sample address.			
U All families			
D FF-HINX	2	19	
Index of household record to which this family record 'belongs'			
U All families			
D FF-MONTH	1	21	
Month of reference period for which this family is defined. Range = 1,5.			
U All families			
D FF-NUMBER	2	22	
Number of persons in this family. Range = 1,30.			
U All families			
D FF-PINX	60	24	TABLE
Indexes of person records of family members.			

FAMILY

DATA	SIZE	BEGIN
------	------	-------

Note: This item consists of 30
2-character cells. Each cell contains
an index number.

U All families

D FFREFER	2	84
-----------	---	----

Index of the family reference person.
For unrelated individuals, this is
that individual's index

U All families

D FFSPOUSE	2	86
------------	---	----

Index of spouse of family reference
person, if present.

U All families

D FF-TYPE	1	88
-----------	---	----

Type of family (or pseudo-family)
this record describes

U All families

V 1 .Primary family

2 .Sub-family

3 .Secondary family

4 .Primary individual

5 .Secondary individual

D FF-KIND	1	89
-----------	---	----

Kind of family (or pseudo-family)
this record describes

U All families

V 1 .Headed by husband/ wife

2 .Male reference person

3 .Female reference person

D FFOWKID	2	90
-----------	---	----

Number of own children in family.
Range = 0,30.

U All families

V 00 .None

01 .One

02 .Two

* . *

* . *

* . *

30.Thirty or more

D FFOKLT18	2	92
------------	---	----

Number of own children under age 18
in family. Range = 0,30.

FAMILY

DATA	SIZE	BEGIN	
U All families			
V 00 .None			
01 .One			
02 .Two			
* .			*
* .			*
* .			*
30.Thirty or more			
* .			*
* Family low income cutoff			*
* .			*
D FF-POV	5	94	
Low income cutoff for this family.			
In dollars. Range = 0,30000.			
U All families			
* .			*
* Income aggregates			*
* These aggregates were derived			*
* from income figures that may			*
* have been previously topcoded.			*
* For a further discussion on			*
* topcoding, see the text section			*
* "Topcoding of Income Variables."			*
* .			*
D FF-TOTIN	8	99	
Total family income for relevant month			
of the reference period. In dollars.			
Range = -1500000,1500000.			
U All families			
D FF-EARN	7	107	
Total family earned income for relevant			
month of the reference period. In			
dollars. Range = 0,1500000.			
U All families			
D FF-PROP	8	114	
Total family property income for relevant			
month of the reference period. In dollars.			
Range = -1500000,1500000.			
U All families			
D FF-TRAN	7	122	
Total family means-tested cash transfers for			
the relevant month of the reference period.			
In dollars. Range = 0,2500000.			
U All families			

FAMILY

DATA	SIZE	BEGIN	
D FF-OTHER	7	129	
			Total 'other' family income for relevant month of the reference period. In dollars. Range = 0,150000.
U All families			
D FFSOCSEC	6	136	
			Total family Social Security income for relevant month of the reference period. In dollars. Range = 0,150000.
U All families			
D FF-SSI	6	142	
			Total family Federal supplemental security income (SSI) for relevant month of the reference period. In dollars. Range = 0,150000.
U All families			
D FF-UNEMP	6	148	
			Total family unemployment income for relevant month of the reference period. In dollars. Range = 0,150000.
U All families			
D FF-VETPY	6	154	
			Total family veterans payments income for relevant month of the reference period. In dollars. Range = 0,150000.
U All families			
S FF-AFDC	6	160	
			Total family AFDC income for relevant month of the reference period. In dollars. Range = 0,150000.
U All families			
D FF-FDSTP	6	166	
			Total family food stamps income received for relevant month of the reference period. In dollars. Range = 0,150000.
U All families			
*			*
* Family weight			*
*			*
S WF-FINWT	10	172	
			Final weight for family head, 4 implied decimals.

76

FAMILY

DATA	SIZE	BEGIN
Range =0.0,100000.0000		
U All families		
D PF-FILL	1557	182
Blank filler		

PERSON

DATA	SIZE	BEGIN
D PPSEONUM	5	1
Sequence number of sample unit in which the person resides		
U All sample units		
D PP-RCTYP	2	6
Record type Indicator		
U All persons, including children		
V 40, Person record		
D PP-RCSEQ	2	8
Record sequence number within sample unit and record type		
U All persons, including children		
D PP-ID	9	10
Identification number.		
Unique scrambled combination of the PSU (3 characters), segment (4 characters), and serial (2 characters) numbers of the original sample address.		
U All persons, including children		
D PP-WAVE	1	19
Wave of data collection		
U All persons, including children		
D PP-ADD-1	2	20
Current address ID identifying the household this person occupied - month 1		
U All persons, including children		
V 00 .Not a sample person this month		
D PP-ADD-2	2	22
Current address ID identifying the household this person occupied - month 2		
U All persons, including children		
V 00 .Not a sample person this month		
D PP-ADD-3	2	24
Current address ID identifying the household this person occupied - month 3		
U All persons, including children		
V 00 .Not a sample person this month		

PERSON

DATA	SIZE	BEGIN
D PP-ADD-4	2	26
Current address ID identifying the household this person occupied - month 4		
U All persons, including children		
V 00 .Not a sample person this month		
D PP-ADD-5	2	28
Address ID identifying the household this person occupied - interview month		
U All persons, including children		
V 00 .Not a sample person this month		
D PP-INTW	1	30
Person's Interview status		
U All persons, including children		
V 0 .Not applicable (children under 15)		
1 .Interview (self)		
2 .Interview (proxy)		
3 .Noninterview - type Z refusal		
4 .Noninterview - type Z other		
D PP-MIS-1	1	31
Person's interview status - month 1		
U All persons, including children		
V 1 .Interview		
2 .Noninterview		
D PP-MIS-2	1	32
Person's interview status - month 2		
U All persons, including children		
V 1 .Interview		
2 .Noninterview		
D PP-MIS-3	1	33
Person's interview status - month 3		
U All persons, including children		
V 1 .Interview		
2 .Noninterview		
D PP-MIS-4	1	34
Person's interview status - month 4		
U All persons, including children		
V 1 .Interview		
2 .Noninterview		
D PP-MIS-5	1	35
Person's interview status -		

PERSON

DATA	SIZE	BEGIN
Interview month		
U All person's, including children		
V 1 .Interview		
2 .Noninterview		
D PP-ENTRY	2	36
Edited entry address ID		
Address ID of the household that this person belonged to at the time this person first became part of the sample		
U All persons, including children		
D PP-PNUM	3	38
Edited person number		
U All persons, including children		
D PP-HH-1	2	41
Index of the household record that defines the household that the person belonged to for month 1		
U All persons, including children		
V 00 .Not a sample person this month		
* Example:		*
* If PP-HH-1 = 2 for a person, that		*
* person was a member of the household		*
* with a value of 2 in the field		*
* HH-RSEQ, during the first month of		*
* the reference period.		*
*		*
D PP-HH-2	2	43
Index of the household record that defines the household that the person belonged to for month 2		
U All persons, including children		
V 00 .Not a sample person this month		
D PP-HH-3	2	45
Index of the household record that defines the household that the person belonged to for month 3		
U All persons, including children		
V 00 .Not a sample person this month		
D PP-HH-4	2	47
Index of the household record that defines the household that the person belonged to for month 4		
U All persons, including children		
V 00 .Not a sample person this month		

PERSON

DATA	SIZE	BEGIN
D PP-HH-5	2	49
Index of the household record that defines the household that the person belonged to for the interview month		
U All persons, including children		
V 00 .Not a sample person this month		
D PP-FAM-1	2	51
Index of the family record that defines the family that the person belonged to for month 1		
U All persons, including children		
V 00 .Not a sample person this month		
D PP-FAM-2	2	53
Index of the family record that defines the family that the person belonged to for month 2		
U All persons, including children		
V 00 .Not a sample person this month		
D PP-FAM-3	2	55
Index of the family record that defines the family that the person belonged to for month 3		
U All persons, including children		
V 00 .Not a sample person this month		
D PP-FAM-4	2	57
Index of the family record that defines the family that the person belonged to for month 4		
U All persons, including children		
V 00 .Not a sample person this month		
D PP-SUB-1	2	59
Index of the family record that defines the related subfamily that the person belonged to for month 1		
U All persons, including children		
V 00 .Not a sample person this month		
D PP-SUB-2	2	61
Index of the family record that defines the related subfamily that the person belonged to for month 2		
U All persons, including children		
V 00 .Not a sample person this month		

PERSON

DATA	SIZE	BEGIN
D PP-SUB-3	2	63
Index of the family record that defines the related subfamily that the person belonged to for month 3		
U All persons, including children		
V 00 .Not a sample person this month		
D PP-SUB-4	2	65
Index of the family record that defines the related subfamily that the person belonged to for month 4		
U All persons, including children		
V 00 .Not a sample person this month		
D PP-1STW5	2	67
Index of first wage and salary record for this person		
U Persons 15 years old or older		
V 00 .Indicates the person has no wage and salary records		
D PP-LSTW5	2	69
Index of last wage and salary record for this person		
U Persons 15 years old or older		
V 00 .Indicates the person has no wage and salary records		
D PP-1STSE	2	71
Index of first self-employment record for this person		
U Persons 15 years old or older		
V 00 .Indicates the person has no self-employment records		
D PP-LSTSE	2	73
Index of last self-employment record for this person		
U Persons 15 years old or older		
V 00 .Indicates the person has no self-employment records		
D PP-1STG1	2	75
Index of first general amounts type-1 record for this person		
U Persons 15 years old or older		
V 00 .Indicates the person has no general amounts type-1 records		

PERSON

DATA	SIZE	BEGIN
D PP-LSTG1	2	77
Index of last general amounts type-1 record for this person. All type-1 records for a person will be grouped together so that all records between PP-1STG1 and PP-LSTG1 belong to that person.		
U Persons 15 years old or older		
V 00 .Indicates the person has no general amounts type-1 records.		
D PP-INDEX2	2	79
Index of general amounts type-2 record for this person.		
U Persons 15 years old or older		
V 00 .Indicates the person has no general amounts type-2 record		
*		*
* Person weights and factors		*
* by months 1-4 and interview month		*
*		*
D FNLWGT-1	10	81
Weight for the person - month 1. 4 implied decimals.		
U All persons, including children		
D FNLWGT-2	10	91
Weight for the person - month 2. 4 implied decimals.		
U All persons, including children		
D FNLWGT-3	10	101
Weight for the person - month 3. 4 implied decimals.		
U All persons, including children		
D FNLWGT-4	10	111
Weight for the person - month 4. 4 implied decimals.		
U All persons, including children		
D FNLWGT-5	10	121
Weight for the person - interview date. 4 implied decimals.		
U All persons, including children		
*		*
* Demographic characteristics from		*

PERSON

DATA	SIZE	BEGIN
* previous wave		*
*		*
D PW-ADDID	2	131
Previous wave address ID		
U All persons, including children		
V 00 .Not applicable (Person not in sample previous wave)		
D PW-RRP	1	133
Previous wave relationship to reference person		
U All persons, including children		
V 0 .Nonrelative of reference person with no own relatives in household		
1 .Reference person with relatives in household		
2 .Reference person with no relatives in household		
3 .Husband of reference person		
4 .Wife of reference person		
5 .Own child (son or daughter) of reference person		
6 .Parent of reference person		
7 .Brother/Sister of reference person		
8 .Other relative of reference person		
9 .Nonrelative of reference person with own relatives in household		
D PW-MS	1	134
Previous wave marital status		
U Persons 15 years old or older		
V 0 .Not applicable		
1 .Married, spouse present		
2 .Married, spouse absent		
3 .Widowed		
4 .Divorced		
5 .Separated		
6 .Never married		
9 .Not answered		
D PW-PNSP	3	135
Previous wave person number of spouse		
U Persons 15 years old or older		
V -09 .Not answered		
000 .Not in universe		
999 .Not applicable		
D PW-PNPT	3	136
Previous wave person number of parent		

PERSON

DATA	SIZE	BEGIN	
U			Persons 15 years old or older
V			-09 .Not answered
			000 .Not in universe
			999 .Not applicable
D	PW-POPST	1 141	Previous wave population status
U			All persons, including children
V			0 .Not applicable
			1 .Adult (15 years of age or older)
			2 .Child (under 15 at interview)
D	PW-ADDIT	1 142	Was... living in any of the following places during wave 1 interview month: Armed Forces barracks, outside the U.S.; nonhousehold setting such as correctional institutions; home for the aged; infirm or needy; mental institute; nursing, convalescent or rest home; other home or hospital providing specialized care
U			All persons, including children
V			0 .Not in universe
			1 .Yes
			2 .No
D	PW-INTW	1 143	Previous wave person's interview status
U			All persons, including children
V			0 .Not applicable or not in universe
			1 .Interview (self)
			2 .Interview (proxy)
			3 .Noninterview - type-z
			4 .Noninterview - type-z other
*			*
*			* Edited control card section *
*			* (demographics by months 1-4 *
*			* and interview month) *
*			* *
D	RRP-1	1 144	Edited relationship to reference person - month 1
U			All persons, including children
V			0 .Not a sample person this month
			1 .Household reference person, living with relatives

DATA	SIZE	BEGIN
2 .Household reference person living alone or with only nonrelatives (primary individual)		
3 .Spouse of household reference person		
4 .Child of household reference person		
5 .Other relative of household reference person		
6 .Nonrelative of household reference person but related to others in the household - member of an unrelated sub (secondary) family		
7 .Nonrelative of household reference person and not related to anyone else in the household (secondary individual)		
D RRP-2	1	145
Edited relationship to reference person - month 2		
U All persons; including children		
V 0 .Not a sample person this month		
1 .Household reference person; living with relatives		
2 .Household reference person living alone or with only nonrelatives (primary individual)		
3 .Spouse of household reference person		
4 .Child of household reference person		
5 .Relative of household reference other person		
6 .Nonrelative of household reference person but related to others in the household - member of an unrelated sub (secondary) family		
7 .Nonrelative of household reference person and not related to anyone else in the household (secondary individual)		
D RRP-3	1	146
Edited relationship to reference person - month 3		
U All persons; including children		
V 0 .Not a sample person this month		
1 .Household reference person; living with relatives		
2 .Household reference person living alone or with only nonrelatives (primary individual)		
3 .Spouse of household reference person		
4 .Child of household reference person		

PERSON

DATA	SIZE	BEGIN
5		
.Other relative of household reference person		
6		
.Nonrelative of household reference person but related to others in the household - member of an unrelated sub (secondary) family		
7		
.Nonrelative of household reference person and not related to anyone else in the household (secondary individual)		
D RRP-4	1	147
Edited relationship to reference person - month 4		
U		
All persons, including children		
V D		
.Not a sample person this month		
1		
.Household reference person, living with relatives		
2		
.Household reference person living alone or with only nonrelatives (primary individual)		
3		
.Spouse of household reference person		
4		
.Child of household reference person		
5		
.Other relative of household reference person		
6		
.Nonrelative of household reference person but related to others in the household - member of an unrelated sub (secondary) family		
7		
.Nonrelative of household reference person and not related to anyone else in the household (secondary individual)		
D RRP-5	1	148
Edited relationship to reference person - interview date		
U		
All persons, including children		
V D		
.Not a sample person this month		
1		
.Household reference person, living with relatives		
2		
.Household reference person living alone or with only nonrelatives (primary individual)		
3		
.Spouse of household reference person		
4		
.Child of household reference person		
5		
.Other relative of household reference person		
6		
.Nonrelative of household reference person but related to others in the		

PERSON

DATA	SIZE	BEGIN
household - member of an unrelated sub (secondary) family		
7 .Nonrelative of household reference person and not related to anyone else in the household (secondary individual)		
D AGE-1	2	149
Edited and imputed age as of last birthday. Age in years. Month 1		
U All persons, including children		
V 00 .Less than 1 full year or not a sample person this month		
85 .85 years old or older		
D AGE-2	2	151
Edited and imputed age as of last birthday. Age in years. Month 2		
U All persons, including children		
V 00 .Less than 1 full year or not a sample person this month		
85 .85 years old or older		
D AGE-3	2	153
Edited and imputed age as of last birthday. Age in years. Month 3		
U All persons, including children		
V 00 .Less than 1 full year or not a sample person this month		
85 .85 years old or older		
D AGE-4	2	155
Edited and imputed age as of last birthday. Age in years. Month 4		
U All persons, including children		
V 00 .Less than 1 full year or not a sample person this month		
85 .85 years old or older		
D AGE-5	2	157
Edited and imputed age as of last birthday. Age in years. Interview month		
U All persons, including children		
V 00 .Less than 1 full year or not a sample person this month		
85 .85 years old or older		
D SEX	1	159
Sex of this person		

90

PERSON

DATA	SIZE	BEGIN
Edited and imputed		
U All persons; including children		
V 1		.Male
2		.Female
D RACE	1	160
Race of this person		
Edited and imputed		
U All persons; including children		
V 1		.White
2		.Black
3		.American Indian; Eskimo or Aleut
4		.Asian or Pacific Islander
D MS-1	1	161
Marital status - month 1		
If a person's marital status changed during any month, the marital status shown is the status maintained for the greatest part of the month.		
Edited and imputed		
U Persons 15 years old or older		
V 0		.Not a sample person this month
1		.Married; spouse present
2		.Married; spouse absent
3		.Widowed
4		.Divorced
5		.Separated
6		.Never married
D MS-2	1	162
Marital status - month 2		
If a person's marital status changed during any month, the marital status shown is the status maintained for the greatest part of the month.		
Edited and imputed		
U Persons 15 years old or older		
V 0		.Not a sample person this month
1		.Married; spouse present
2		.Married; spouse absent
3		.Widowed
4		.Divorced
5		.Separated
6		.Never married
D MS-3	1	163
Marital status - month 3		

PERSON

DATA SIZE BEGIN

If a person's marital status changed during any month, the marital status shown is the status maintained for the greatest part of the month.

Edited and imputed

U Persons 15 years old or older

V 0 .Not a sample person this month

1 .Married, spouse present

2 .Married, spouse absent

3 .Widowed

4 .Divorced

5 .Separated

6 .Never married

D MS-4 1 164

Marital status - month 4

If a persons marital status changed during any month, the marital status shown is the status maintained for the greatest part of the month.

Edited and imputed

U Persons 15 years old or older

V 0 .Not a sample person this month

1 .Married, spouse present

2 .Married, spouse absent

3 .Widowed

4 .Divorced

5 .Separated

6 .Never married

D MS-5 1 165

Marital status - interview date -

Edited and imputed

U Persons 15 years old or older

V 0 .Not a sample person this month

1 .Married, spouse present

2 .Married, spouse absent

3 .Widowed

4 .Divorced

5 .Separated

6 .Never married

D FAMTYP-1 1 166

Family type to which this person belongs - month 1

U All persons, including children

V 0 .Primary family or not a sample person this month

1 .Secondary individual (not a family)

PERSON

DATA	SIZE	BEGIN
member)		
2 .Unrelated sub (secondary) family		
3 .Related subfamily		
4 .Primary individual		
D FAMTYP-2	1	167
Family type to which this person belongs - month 2		
U All persons, including children		
V 0 .Primary family or not a sample person this month		
1 .Secondary individual (not a family member)		
2 .Unrelated sub (secondary) family		
3 .Related subfamily		
4 .Primary individual		
D FAMTYP-3	1	168
Family type to which this person belongs - month 3.		
U All persons, including children		
V 0 .Primary family or not a sample person this month		
1 .Secondary individual (not a family member)		
2 .Unrelated sub (secondary) family		
3 .Related subfamily		
4 .Primary individual		
D FAMTYP-4	1	169
Family type to which this person belongs - month 4		
U All persons, including children		
V 0 .Primary family or not a sample person this month		
1 .Secondary individual (not a family member)		
2 .Unrelated sub (secondary) family		
3 .Related subfamily		
4 .Primary individual		
D FAMTYP-5	1	170
Family type to which this person belongs - interview date		
U All persons, including children		
V 0 .Primary family or not a sample person this month		
1 .Secondary individual (not a family		

PERSON

DATA	SIZE	BEGIN
		member)
		2 .Unrelated sub (secondary) family
		3 .Related subfamily
		4 .Primary Individual
D FAMREL-1	1	171
		Sub/secondary family relationship code - month 1
U		All persons, including children
V 0		.Not applicable (person not in related subfamily or unrelated secondary family) or not a sample person this month
		1 .Reference person of family
		2 .Spouse of family reference person
		3 .Child of family reference person
		4 .Other relative of family reference person
D FAMREL-2	1	172
		Sub/secondary family relationship code - month 2
U		All persons, including children
V 0		.Not applicable (person not in related subfamily or unrelated secondary family) or not a sample person this month
		1 .Reference person of family
		2 .Spouse of family reference person
		3 .Child of family reference person
		4 .Other relative of family reference person
D FAMREL-3	1	173
		Sub/secondary family relationship code - month 3
U		All persons, including children
V 0		.Not applicable (person not in related subfamily or unrelated secondary family) or not a sample person this month
		1 .Reference person of family
		2 .Spouse of family reference person
		3 .Child of family reference person
		4 .Other relative of family reference person
D FAMREL-4	1	174
		Sub/secondary family relationship code - month 4
U		All persons, including children
V 0		.Not applicable (person not in related

PERSON

DATA	SIZE	BEGIN
subfamily or unrelated secondary family) or not a sample person this month		
1		.Reference person of family
2		.Spouse of family reference person
3		.Child of family reference person
4		.Other relative of family reference person
D FAREL-5	1	175
Sub/secondary family relationship code - interview date		
U All persons; including children		
V 0 .Not applicable (person not in related subfamily or unrelated secondary family) or not a sample person this month		
1		.Reference person of family
2		.Spouse of family reference person
3		.Child of family reference person
4		.Other relative of family reference person
D FAMLM-1	1	176
Sub/secondary family number - month 1. Range = 0,6		
U All persons; including children		
V 0 .Not applicable (person not in related subfamily or unrelated secondary family) or not a sample person this month		
D FAMLM-2	1	177
Sub/secondary family number - month 2 Range =0-6		
U All persons; including children		
V 0 .Not applicable (person not in related subfamily or unrelated secondary family) or not a sample person this month		
D FAMLM-3	1	178
Sub/secondary family number - month 3 Range=0-6		
U All persons; including children		
V 0 .Not applicable (person not in related subfamily or unrelated secondary family) or not a sample person this month		
D FAMLM-4	1	179
Sub/secondary family number - month 4 Range=0,6		

PERSON

DATA	SIZE	BEGIN
U All persons, including children		
V 0 .Not applicable (person not in related subfamily or unrelated secondary family) or not a sample person this month		
D FAMNUM-5	1	180
Sub/secondary family number - interview date. Range = 0:6		
U All persons, including children		
V 0 .Not applicable (person not in related subfamily or unrelated secondary family) or not a sample person this month		
D POP-STAT	1	181
Population status. This field identifies whether or not a person was eligible to be asked a full set of questions, based on his/her age at time of interview.		
U All persons, including children		
V 1 .Adult (15 years of age or older)		
2 .Child (under 15 at interview)		
D PNSP-1	3	182
Person number of spouse - month 1		
U Persons 15 years old or older		
V 000 .Not a sample person this month		
999.Not applicable		
D PNSP-2	3	185
Person number of spouse - month 2		
U Persons 15 years old or older		
V 000 .Not a sample person this month		
999.Not applicable		
D PNSP-3	3	188
Person number of spouse - month 3		
U Persons 15 years old or older		
V 000 .Not a sample person this month		
999.Not applicable		
D PNSP-4	3	191
Person number of spouse - month 4		
U Persons 15 years old or older		
V 000 .Not a sample person this month		
999.Not applicable		
D PNSP-5	3	194
Person number of spouse - interview date		

PERSON

DATA	SIZE	BEGIN
U Persons 15 years old or older		
V 000 .Not a sample person this month		
999.Not applicable		
D PNPT-1	3	197
Person number of parent - month 1		
U Persons 15 years old or older		
V 000 .Not a sample person this month		
999.Not applicable		
D PNPT-2	3	200
Person number of parent - month 2		
U Persons 15 years old or older		
V 000 .Not a sample person this month		
999.Not applicable		
D PNPT-3	3	203
Person number of parent - month 3		
U Persons 15 years old or older		
V 000 .Not a sample person this month		
999.Not applicable		
D PNPT-4	3	206
Person number of parent - month 4		
U Persons 15 years old or older		
V 000 .Not a sample person this month		
999.Not applicable		
D PNPT-5	3	209
Person number of parent - interview date		
U Persons 15 years old or older		
V 000 .Not a sample person this month		
999.Not applicable		
D VETSTAT	1	212
Did this person ever serve on active duty in the U.S. Armed Forces		
U Persons 15 years old or older		
V 0 .Not applicable (under 15) or not in sample		
1 .Yes		
2 .No		
D HIGRADE	2	213
What is the highest grade or year of regular school this person attended		
U Persons 15 years old or older		

PERSON

DATA	SIZE	BEGIN
V 00. Not applicable if under 15, did not attend; or attended only kindergarten		
* 01-08 .Elementary *		
* 09-12 .High school *		
* 21-26 .College *		
D GRD-CMPL 1 215 Did he/she complete that grade		
U Persons 15 years old or older		
V 0 .Not applicable if under 15, did not attend; or attended only kindergarten		
1 .Yes		
2 .No		
D ETHNICTY 2 216 Ethnic origin		
U All persons; including children		
V 01. German		
02. English		
03. Irish		
04. French		
05. Italian		
06. Scottish		
07. Polish		
08. Dutch		
09. Swedish		
10. Norwegian		
11. Russian		
12. Ukrainian		
13. Welsh		
14. Mexican-American		
15. Chicano		
16. Mexican		
17. Puerto Rican		
18. Cuban		
19. Central or South American (Spanish)		
20. Other Spanish		
21. Afro-American (Black or Negro)		
30. Another group not listed		
39. Don't know		
D IN-AF 1 218 Is this person currently in the Armed Forces		
U Persons 15 years old or older		
V 0 .Not applicable		
1 .Yes		

PERSON

DATA	SIZE	BEGIN	
2 .No			
*			*
* Preedited control card section			*
*			*
D U-ENTRY	2	219	
Preedited entry address I.D.			
Control card item 17			
U All persons, including children			
D U-PNUM	3	221	
Preedited person number			
Control card item 18			
U All persons, including children			
D U-RRP	1	224	
Preedited relationship to reference			
person. Control card item 19B			
U All persons, including children			
V 1 .Reference person with relatives in HH			
2 .Reference person with no rel. in HH			
3 .Husband of reference person			
4 .Wife of reference person			
5 .Own child of reference person			
6 .Parent of reference person			
7 .Brother/sister of reference person			
8 .Other relative of reference person			
9 .Nonrelative of reference person			
with own relatives in HH			
0 .Nonrelative of reference person			
with no own relatives in HH			
D U-HMEM	1	225	
Preedited household member status			
Control card item 20			
U All persons, including children			
V 1 .Yes - current HH member			
2 .No			
*			*
* The next 8 fields consist of 4 pairs.			*
* The first field in each pair gives			*
* information recorded on the control			*
* card of the household the person left			*
* after the previous wave. The second			*
* field in each pair gives information			*
* repeated on the control card of the			*
* current household.			*
*			*

PERSON

DATA	SIZE	BEGIN
D U-REALFT	2	226
Preeditd reason for leaving previous wave address. Control card item 23		
U	All persons, including children	
V 00	.Not applicable (person did not move or not in sample previous wave) or not answered	
05	.Left - deceased	
06	.Left - institutionalized	
07	.Left - living in Armed Forces barracks	
08	.Left - moved outside of country	
09	.Left - separation or divorce	
10	.Left - person 201 or greater no longer living with a sample person	
11	.Left - other	
99	.Interviewed in previous wave but not in sample	
D U-REAENT	2	228
Preeditd reason for entering current address. Control card item 23		
U	All persons, including children	
V 00	.Not applicable (person did not move or person no longer in sample) or not answered	
01	.Entered - birth	
02	.Entered - marriage	
03	.Entered - other	
04	.Entered (before sample people)	
12	.Entered merged household	
13	.Reentered household	
D U-MONLFT	2	230
Preeditd month left previous wave address. Control card item 23. Range = 0,12		
U	All persons, including children	
V 00	.Not applicable (person did not move or not in sample previous wave)	
D U-MONENT	2	232
Preeditd month entered current address. Control card item 23. Range = 0,12		
U	All persons, including children.	
V 00	.Not applicable (person did not move or person no longer in sample)	
D U-DAYLFT	2	234
Preeditd day left previous wave address.		

100

PERSON

DATA	SIZE	BEGIN
		Control card item 23. Range = 0,30
U		All persons, including children
V 00		.Not applicable (person did not move or not in sample previous wave)
D U-DAYENT	2	236
		Preedited day entered current address.
		Control card item 23. Range = 0,31
U		All persons, including children
V 00		.Not applicable (person did not move or person no longer in sample)
D CC-ADLFT	2	238
		Control card address ID of previous wave
U		All persons, including children
V 00		.Not applicable (person did not move or not in sample previous wave)
D CC-ADENT	2	240
		Control card address ID of current wave
U		All persons, including children
V 00		.Not applicable (person did not move or person no longer in sample)
D U-BRTHYR	4	242
		Preedited year of birth.
		Control card item 24
U		All persons, including children
V -009		.Not answered
		1900.Born 1900 or earlier
D U-PNPT	3	246
		Preedited person number of parent.
		Control card item 25
U		Persons 15 years old or older
V -09		.Not answered
D U-MG	1	249
		Preedited marital status.
		Control card item 26A
U		Persons 15 years old or older
V 0		.Not applicable
		1 .Married - spouse present
		2 .Married - spouse absent
		3 .Widowed
		4 .Divorced
		5 .Separated

PERSON

DATA	SIZE	BEGIN
6 .Never married		
9 .Not answered		
D U-PNSP	3	250
Predited person number of spouse		
Control card item 26B		
U Persons 15 years old or older		
V -09 .Not answered		
000 .Not applicable		
D U-PNGD	3	253
Predited person number of designated		
parent or guardian.		
Control card item 27		
U Persons 15 years old or older		
V -09 .Not answered		
000 .Not applicable		
D U-SEX	1	256
Predited sex code.		
Control card item 28		
U All persons, including children		
V 1 .Male		
2 .Female		
9 .Not answered		
D U-RACE	1	257
Predited race code.		
Control card item 29		
U All persons, including children		
V 1 .White		
2 .Black		
3 .American Indian, Eskimo or Aleut		
4 .Asian or Pacific Islander		
5 .Other		
9 .Not answered		
D U-ORIGIN	2	258
Unedited ethnic origin code.		
Control card item 30		
U All persons, including children		
V -9 .Not answered		
01 .German		
02 .English		
03 .Irish		
04 .French		
05 .Italian		
06 .Scottish		
07 .Polish		

PERSON

DATA	SIZE	BEGIN
08 .Dutch		
09 .Swedish		
10 .Norwegian		
11 .Russian		
12 .Ukrainian		
13 .Welsh		
14 .Mexican-American		
15 .Chicano		
16 .Mexican		
17 .Puerto Rican		
18 .Cuban		
19 .Central or South American (Spanish speaking)		
20 .Other Spanish		
21 .Afro-American (Black or Negro)		
30 .Another group not listed		
39 .Don't know		
D U-HIGRDE	2	260
Unedited highest grade of school attended. Control card item 31A		
U Persons 15 years old or older		
V -9 .Not answered		
00 .Not applicable, did not attend, attended only kindergarten		
* 01-08 .Elementary	*	*
* 09-12 .High school	*	*
* 21-26 .College	*	*
* *	*	*
D U-COMPL	1	262
Was highest grade completed. Unedited - control card item 31B		
U Persons 15 years old or older		
V 0 .Not applicable		
1 .Yes		
2 .No		
9 .Not answered		
D U-VET	1	263
Unedited veteran status. Control card item 32A		
U Persons 15 years old or older		
V 0 .Not applicable		
1 .Yes		
2 .No		
9 .Not answered		

PERSON

DATA	SIZE	BEGIN
D U-SRVOTE	1	264
Unedited period of service. Control card item 32B		
U Persons 15 years old or older		
V 0	.Not applicable	
1	.Vietnam era (Aug'64-Apr'75)	
2	.Korean conflict (June'50-Jan'55)	
3	.World war II (Sept'40-July'47)	
4	.World war I (Apr'17-Nov'18)	
5	.May 1975 or later	
6	.Other service	
9	.Not answered	
D U-AF	1	265
Currently in Armed Forces - unedited control card item 32C		
U Persons 15 years old and older		
V 0	.Not applicable	
1	.Yes	
2	.No	
9	.Not answered	
D U-SSNDK	1	266
Reason unedited Social Security number (U-SSN') is not provided - unedited control card item 33C		
U All persons, including children		
V 0	.Not answered	
1	.Don't know	
2	.Refusal	
3	.None	
D TRN-CODE	90	267 TABLE
Code number from transcription page of control card - unedited Note - this data item consists of 30 fields (code range 001-992) of 3 characters each.		
U Persons 15 years old or older		
V 000	.Not answered	
* 001-075	.Income source codes (see *	
*	appendix A-1) *	
100	.Regular/passbook savings	
101	.Money market deposit accounts	
102	.Certificates of deposit	
103	.NOW, Super NOW accounts	
104	.Money market funds	
105	.U.S. government securities	
106	.Municipal or corporate bonds	

PERSON

DATA	SIZE	BEGIN
107 .Other interest-earning assets		
110 .Stocks or mutual fund shares		
120 .Rental property		
130 .Mortgages		
140 .Royalties		
150 .Other financial investments		
171 .Disabled		
172 .Medicare		
173 .Medicaid		
174 .U.S. savings bonds		
175 .Other educational assistance		
991 .Noninterview		
992 .Interview - no sources marked		
993 .Ineligible for interview		
D TRN-LINE	60	357 TABLE
Line number from control card of corresponding 'TRN-code'.		
Note - this data item consists of 30 fields of 2 characters each.		
*		*
* The next 9 data items (TRN-WAV1 thru		*
* TRN-WAV9) consist of 30 fields of		*
* 1 character each.		*
*		*
D TRN-WAV1	30	417 TABLE
Indication that corresponding 'TRN-Code' was received in wave 1		
U Persons 15 years old or older		
V 0 .NA, not received		
1 .Received in wave 1		
D TRN-WAV2	30	447 TABLE
Indication that corresponding 'TRN-Code' was received in wave 2		
U Persons 15 years old or older		
V 0 .NA, not received		
1 .Received in wave 2		
D TRN-WAV3	30	477 TABLE
Indication that corresponding 'TRN-Code' was received in wave 3		
U Persons 15 years old or older		
V 0 .NA, not received		
1 .Received in wave 3		
D TRN-WAV4	30	507 TABLE
Indication that corresponding 'TRN-Code'		

PERSON

DATA	SIZE	BEGIN
was received in wave 4		
U Persons 15 years old or older		
V 0 .NA; not received		
1 .Received in wave 4		
D TRN-WAVE5	30	537 TABLE
Indication that corresponding 'TRN-Code'		
was received in wave 5		
U Persons 15 years old or older		
V 0 .NA; not received		
1 .Received in wave 5		
D TRN-WAVE6	30	567 TABLE
Indication that corresponding 'TRN-Code'		
was received in wave 6		
U Persons 15 years old or older		
V 0 .NA; not received		
1 .Received in wave 6		
D TRN-WAVE7	30	597 TABLE
Indication that corresponding 'TRN-Code'		
was received in wave 7		
U Persons 15 years old or older		
V 0 .NA; not received		
1 .Received in wave 7		
D TRN-WAVE8	30	627 TABLE
Indication that corresponding 'TRN-Code'		
was received in wave 8		
U Persons 15 years old or older		
V 0 .NA; not received		
1 .Received in wave 8		
D TRN-WAVE9	30	657 TABLE
Indication that corresponding 'TRN-Code'		
was received in wave 9		
U Persons 15 years old or older		
V 0 .NA; not received		
1 .Received in wave 9		
*		*
*	The following source code fields are	*
*	from the merged household match table	*
*		*
D PREV-ID	9	687
Unique scrambled combination of the		
previous PSU (3 characters), segment		
(2 characters), and serial (4 characters)		
numbers. Applies only to persons in an		

PERSON

DATA	SIZE	BEGIN
original sample unit who joined another sample unit.		
U All persons, including children		
V 0 .Not in universe		
D SC0064	2	696
Previous identification entry address ID		
Applies only to persons in an original sample unit who joined another sample unit.		
U All persons, including children		
V 00 .Not in universe		
D SC0066	3	698
Previous identification person number		
Applies only to persons in an original sample unit who joined another sample unit.		
U All persons, including children		
V 000 .Not in universe		
*		*
* Income aggregates by months 1-4		*
*		*
D PP-TOT-1	8	701
Total person's income for month 1.		
In dollars. Range = -1500000;1500000.		
U Persons 15 years old or older		
D PP-TOT-2	8	709
Total person's income for month 2.		
In dollars. Range = -1500000;1500000.		
U Persons 15 years old or older		
D PP-TOT-3	8	717
Total person's income for month 3.		
In dollars. Range = -1500000;1500000.		
U Persons 15 years old or older		
D PP-TOT-4	8	725
Total person's income for month 4.		
In dollars. Range = -1500000;1500000.		
U Persons 15 years old or older		
D PP-EAR-1	7	733
Total person's earned income for month 1.		
In dollars. Range = 0;1500000.		
U Persons 15 years old or older		
D PP-EAR-2	7	740
Total person's earned income for month 2.		

PERSON

DATA	SIZE	BEGIN
In dollars. Range = 0,1500000.		
U Persons 15 years old or older		
D PP-EAR-3	7	747
Total person's earned income for month 3.		
In dollars. Range = 0,1500000.		
U Persons 15 years old or older		
D PP-EAR-4	7	754
Total person's earned income for month 4.		
In dollars. Range = 0,1500000.		
U Persons 15 years old or older		
D PP-PRO-1	8	761
Total property (asset) income for month 1.		
In dollars. Range = -1500000,1500000.		
U Persons 15 years old or older		
D PP-PRO-2	8	769
Total property (asset) income for month 2.		
In dollars. Range = -1500000,1500000.		
U Persons 15 years old or older		
D PP-PRO-3	8	777
Total property (asset) income for month 3.		
In dollars. Range = -1500000,1500000.		
U Persons 15 years old or older		
D PP-PRO-4	8	785
Total property (asset) income for month 4.		
In dollars. Range = -1500000,1500000.		
U Persons 15 years old or older		
D PP-TRA-1	7	793
Total person's mean-tested cash transfer for month 1. In dollars. Range = 0,1500000.		
U Persons 15 years old or older		
D PP-TRA-2	7	800
Total person's mean-tested cash transfer for month 2. In dollars. Range = 0,1500000.		
U Persons 15 years old or older		
D PP-TRA-3	7	807
Total person's mean-tested cash transfer for month 3. In dollars. Range = 0,1500000.		
U Persons 15 years old or older		
D PP-TRA-4	7	814
Total person's mean-tested cash transfer for		

108

PERSON

DATA SIZE BEGIN

month 4. In dollars. Range = 0,1500000.
U Persons 15 years old or older

D PP-OTH-1 7 821
Total person's other income for month 1.
In dollars. Range = 0,1500000.
U Persons 15 years old or older

D PP-OTH-2 7 828
Total person's other income for month 2.
In dollars. Range = 0,1500000.
U Persons 15 years old or older

D PP-OTH-3 7 835
Total person's other income for month 3.
In dollars. Range = 0,1500000.
U Persons 15 years old or older

D PP-OTH-4 7 842
Total person's other income for month 4.
In dollars. Range = 0,1500000.
U Persons 15 years old or older

* *
* Reciprocity/asset arrays *
* *

D RECIPSLIM 75 849
Income reciprocity summary
There are 75 fields allocated for this
summary. Character location is listed
beside each field used. Fields not
used are zero filled, except character
location 923 is blank if person is not
an adult.

*849 .Social Security
*850 .Railroad retirement
*851 .Federal Supplemental Security Inc (SSI)
*853 .State unemployment compensation
*854 .Supplemental unemployment benefits
*855 .Other unemployment compensation
*856 .Veterans compensation or pensions
*858 .Workers compensation benefits
*860 .Employer or union temporary sickness
policy
*861 .Payments from a sickness, accident, or
* disability insurance policy purchased
* on your own
*868 .Aid to families with dependent

PERSON

DATA	SIZE	BEGIN
* children (AFDC, ADC)		
*869 .General assistance or general relief		
*871 .Foster child care payments		
*872 .Other welfare		
*873 .WIC		
*875 .Food stamps		
*876 .Child support payments		
*877 .Alimony payments		
*878 .Pension from company or union		
*879 .Federal civil service or other Federal		
* civilian employee pensions		
*880 .U.S. military retirement pay		
*882 .State government pensions		
*883 .Local government pensions		
*884 .Income from paid up life insurance		
* policy or annuities		
*885 .Estates and trusts		
*886 .Other payments for retirement,		
* disability or survivor		
*888 .GI Bill education benefits		
*898 .Income assistance from a charitable		
group		
*899 .Money from relatives or friends		
*900 .Lump sum payments		
*901 .Income from roomers or boarders		
*902 .National Guard or reserve pay		
*903 .Incidental or casual earnings		
*904 .Other cash income not included elsewhere		
*923 .Recorded for confidentiality (ISS codes		
4, 9, 11, 22, 33). The possible		
answers in each field are listed below:		
U Persons 15 years old or older		
V 0 .Not applicable		
1 .Yes		
2 .No		
D ASSETSUM	13	924
Asset ownership summary. There are		
13 (1-digit) fields defined below.		
Character location is listed beside		
each field.		
*924 .ISS Code 100 - savings accounts		
*925 .ISS Code 101 - money market accounts		
*926 .ISS Code 102 - certificates of deposit		
*927 .ISS Code 103 - NOW accounts		
*928 .ISS Code 104 - money market funds		
*929 .ISS Code 105 - U.S. government securities		
*930 .ISS Code 106 - municipal or corporate		
bonds		

110

PERSON

DATA SIZE BEGIN

- *931 .ISS Code 107 - other interest earning assets
 - *932 .ISS Code 110 - stocks or mutual funds
 - *933 .ISS Code 120 - rental property
 - *934 .ISS Code 130 - mortgages
 - *935 .ISS Code 140 - royalties
 - *936 .ISS Code 150 - other financial investments
- The possible answers in each field are:
- Persons 15 years old or older
 - 0 .Not applicable
 - 1 .Yes
 - 2 .No

- INC-LIST 12 937
- Reciprocity indicators cleared by consistency edits for which an amounts section exists. There are 6 fields (2-characters each). Responses are selected from the following:
- Persons 15 years old or older
 - 00 .None
 - 01 .Social Security
 - 02 .Railroad retirement
 - 03 .Federal Supplemental Security Income (SSI)
 - 05 .State unemployment compensation
 - 06 .Supplemental unemployment benefits
 - 07 .Other unemployment compensation
 - 08 .Veterans compensation or pensions
 - 10 .Workers compensation
 - 12 .Employer or union temporary sickness policy
 - 13 .Payments from a sickness, accident, or disability insurance policy purchased on your own
 - 20 .Aid to families with dependent children (AFDC, ADC)
 - 21 .General assistance or general relief
 - 23 .Foster child care payments
 - 24 .Other welfare
 - 25 .WIC
 - 27 .Food stamps
 - 28 .Child support payments
 - 29 .Alimony payments
 - 30 .Pension from company or union
 - 31 .Federal civil service or other Federal civilian employee pensions
 - 32 .U.S. military retirement pay
 - 34 .State government pensions
 - 35 .Local government pensions

PERSON

DATA	SIZE	BEGIN
36		.Income from paid up life insurance policy or annuities
37		.Estates and trusts
38		.Other payments for retirement, disability or survivor
40		.GI Bill education benefits
50		.Income assistance from a charitable group
51		.Money from relatives or friends
52		.Lump sum payments
53		.Income from roomers or boarders
54		.National Guard or reserve pay
55		.Incidental or casual earnings
56		.Other cash income not included elsewhere
75		.Recorded for confidentiality (ISS codes 4, 9, 11, 22, 33)
*		*
*		Employment status recode by months 1-4 *
*		*
D	ESR-1	1 949
		Employment status recode for month 1 of the reference period.
U		Persons 15 years old or older
V	0	.Not applicable
	1	.With a job entire month, worked all weeks
	2	.With a job entire month, missed one or more weeks, no time on layoff
	3	.With a job entire month, missed one or more weeks, spent time on layoff
	4	.With job one or more weeks, no time spent looking or on layoff
	5	.With job one or more weeks, spent one or more weeks looking or on layoff
	6	.No job during month, spent entire month looking or on layoff
	7	.No job during month, spent one or more weeks looking or on layoff
	8	.No job during month, no time spent looking or on layoff
D	ESR-2	1 950
		Employment status recode for month 2 of the reference period.
U		Persons 15 years old or older
V	0	.Not applicable
	1	.With a job entire month, worked all weeks
	2	.With a job entire month, missed one or more weeks, no time on layoff

PERSON

DATA	SIZE	BEGIN
------	------	-------

- 3 .With a job entire month; missed one or more weeks; spent time on layoff
- 4 .With job one or more weeks; no time spent looking or on layoff
- 5 .With job one or more weeks; spent one or more weeks looking or on layoff
- 6 .No job during month; spent entire month looking or on layoff
- 7 .No job during month; spent one or more weeks looking or on layoff
- 8 .No job during month; no time spent looking or on layoff

D ESR-3 1 951

Employment status recode for month 3 of the reference period.

U Persons 15 years old or older

V 0 .Not applicable

- 1 .With a job entire month; worked all weeks
- 2 .With a job entire month; missed one or more weeks; no time on layoff
- 3 .With a job entire month; missed one or more weeks; spent time on layoff
- 4 .With job one or more weeks; no time spent looking or on layoff
- 5 .With job one or more weeks; spent one or more weeks looking or on layoff
- 6 .No job during month; spent entire month looking or on layoff
- 7 .No job during month; spent one or more weeks looking or on layoff
- 8 .No job during month; no time spent looking or on layoff

D ESR-4 1 952

Employment status recode for month 4 of the reference period.

U Persons 15 years old or older

V 0 .Not applicable

- 1 .With a job entire month; worked all weeks
- 2 .With a job entire month; missed one or more weeks; no time on layoff
- 3 .With a job entire month; missed one or more weeks; spent time on layoff
- 4 .With job one or more weeks; no time spent looking or on layoff
- 5 .With job one or more weeks; spent one or more weeks looking or on layoff

PERSON

DATA	SIZE	BEGIN
6 .No job during month; spent entire month looking or on layoff		
7 .No job during month; spent one or more weeks looking or on layoff		
8 .No job during month; no time spent looking or on layoff		
* Recoded labor force and reciprocity items by months 1-4		*
D WEEKS-1	1	953
Number of weeks in month 1 of the reference period.		
U Persons 15 years old or older		
V 0 .Not applicable		
4 .Four weeks		
5 .Five weeks		
D WEEKS-2	1	954
Number of weeks in month 2 of the reference period.		
U Persons 15 years old or older		
V 0 .Not applicable		
4 .Four weeks		
5 .Five weeks		
D WEEKS-3	1	955
Number of weeks in month 3 of the reference period.		
U Persons 15 years old or older		
V 0 .Not applicable		
4 .Four weeks		
5 .Five weeks		
D WEEKS-4	1	956
Number of weeks in month 4 of the reference period.		
U Persons 15 years old or older		
V 0 .Not applicable		
4 .Four weeks		
5 .Five weeks		
D WK-JOB-1	1	957
Number of weeks with a job or business for month 1 of the reference period.		
U Persons 15 years old or older		
V 0 .0 weeks or not applicable ('have-job' = no)		

PERSON

DATA	SIZE	BEGIN	
1 .1 week			
2 .2 weeks			
3 .3 weeks			
4 .4 weeks			
5 .5 weeks (only applicable for months with 5 weeks)			
D WK-JOB-2	1	958	
Number of weeks with a job or business for month 2 of the reference period.			
U Persons 15 years old or older			
V 0 .0 weeks or not applicable ('have-job' = no)			
1 .1 week			
2 .2 weeks			
3 .3 weeks			
4 .4 weeks			
5 .5 weeks (only applicable for months with 5 weeks)			
D WK-JOB-3	1	959	
Number of weeks with a job or business for month 3 of the reference period.			
U Persons 15 years old or older			
V 0 .0 weeks or not applicable ('have-job' = no)			
1 .1 week			
2 .2 weeks			
3 .3 weeks			
4 .4 weeks			
5 .5 weeks (only applicable for months with 5 weeks)			
D WK-JOB-4	1	960	
Number of weeks with a job or business for month 4 of the reference period.			
U Persons 15 years old or older			
V 0 .0 weeks or not applicable ('have-job' = no)			
1 .1 week			
2 .2 weeks			
3 .3 weeks			
4 .4 weeks			
5 .5 weeks (only applicable for months with 5 weeks)			
D WKJJOB	18	961	TABLE
Did this person have a job or business			

PERSON

DATA	SIZE	BEGIN
		during this week of the reference period. There are 18 answer fields, one for each week of the reference period.
U		Persons 15 years old or older
V	0	.Not applicable ('have-job' = no)
	1	.Yes
	2	.No
D	WK-WOP-1	1 779
		Number of weeks without pay, at a job or business for month 1 of the reference period.
U		Persons 15 years old or older
V	0	.0 weeks or not applicable ('have-job' = no)
	1	.1 week
	2	.2 weeks
	3	.3 weeks
	4	.4 weeks
	5	.5 weeks (only applicable for months with 5 weeks)
D	WK-WOP-2	1 980
		Number of weeks without pay, at a job or business for month 2 of the reference period.
U		Persons 15 years old or older
V	0	.0 weeks or not applicable ('have-job' = no)
	1	.1 week
	2	.2 weeks
	3	.3 weeks
	4	.4 weeks
	5	.5 weeks (only applicable for months with 5 weeks)
D	WK-WOP-3	1 981
		Number of weeks without pay, at a job or business for month 3 of the reference period.
U		Persons 15 years old or older
V	0	.0 weeks or not applicable ('have-job' = no)
	1	.1 week
	2	.2 weeks
	3	.3 weeks
	4	.4 weeks
	5	.5 weeks (only applicable for months with 5 weeks)

PERSON

DATA	SIZE	BEGIN
D WK-WOF-4	1	982
Number of weeks without pay, at a job or business for month 4 of the reference period.		
U Persons 15 years old or older		
V 0	.0 weeks or not applicable ('have-job' = no)	
1	.1 week	
2	.2 weeks	
3	.3 weeks	
4	.4 weeks	
5	.5 weeks (only applicable for months with 5 weeks)	
D WEEKSAB	18	983 TABLE
Was this person with a job or business but without pay for this week of the reference period. There are 18 answer fields, one for each week of the reference period.		
U Persons 15 years old or older		
V 0	.Not applicable	
1	.Yes	
2	.No	
D WK-LOK-1	1	1001
Number of weeks looking for work or on layoff in month 1 of the reference period.		
U Persons 15 years old or older		
V 0	.None or not applicable	
1	.1 week	
2	.2 weeks	
3	.3 weeks	
4	.4 weeks	
5	.5 weeks (only applicable for months with 5 weeks)	
D WK-LOK-2	1	1002
Number of weeks looking for work or on layoff in month 2 of the reference period.		
U Persons 15 years old or older		
V 0	.None or not applicable	
1	.1 week	
2	.2 weeks	
3	.3 weeks	
4	.4 weeks	
5	.5 weeks (only applicable for months with 5 weeks)	

PERSON

DATA	SIZE	BEGIN
D WK-LOK-3	1	1003
Number of weeks looking for work or on layoff in month 3 of the reference period.		
U Persons 15 years old or older		
V 0 .None or not applicable		
1 .1 week		
2 .2 weeks		
3 .3 weeks		
4 .4 weeks		
5 .5 weeks (only applicable for months with 5 weeks)		
D WK-LOK-4	1	1004
Number of weeks looking for work or on layoff in month 4 of the reference period.		
U Persons 15 years old or older		
V 0 .None or not applicable		
1 .1 week		
2 .2 weeks		
3 .3 weeks		
4 .4 weeks		
5 .5 weeks (only applicable for months with 5 weeks)		
D WEEKSLK	18	1005 TABLE
Was this person looking for work or on layoff during this week of the reference period. There are 18 answer fields, one for each week of the reference period.		
U Persons 15 years old or older		
V 0 .Not applicable		
1 .Yes		
2 .No		
D COVCAR-1	1	1023
Is this person covered by medicare for month 1 of the reference period		
U Persons 65 years old or older and disabled persons 15-64 years old		
V 0 .Not applicable		
1 .Yes		
2 .No		
D COVCAR-2	1	1024
Is this person covered by medicare for month 2 of the reference period		

PERSON

DATA	SIZE	BEGIN
U Persons 65 years old or older and disabled persons 15-64 years old		
V 0		.Not applicable
1		.Yes
2		.No
D COVCR-3	1	1025
Is this person covered by medicare for month 3 of the reference period		
U Persons 65 years old or older and disabled persons 15-64 years old		
V 0		.Not applicable
1		.Yes
2		.No
D COVCR-4	1	1026
Is this person covered by medicare for month 4 of the reference period		
U Persons 65 years old or older and disabled persons 15-64 years old		
V 0		.Not applicable
1		.Yes
2		.No
D MEDICAID	1	1027
Is this person covered by medicaid		
U Persons 15 years old or older and their dependents meeting eligibility requirements		
V 0		.Not applicable
1		.Yes
2		.No
D COVAID-1	1	1028
Was this person covered by medicaid for month 1 of the reference period		
U Persons 15 years old or older and their dependents meeting eligibility requirements		
V 0		.Not applicable
1		.Yes
2		.No
D COVAID-2	1	1029
Was this person covered by medicaid for month 2 of the reference period		
U Persons 15 years old or older and their dependents meeting eligibility requirements		
V 0		.Not applicable

PERSON

DATA	SIZE	BEGIN
1 .Yes		
2 .No		
D COVID-3	1	1030
Was this person covered by medicaid for month 3 of the reference period		
U Persons 15 years old or older and their dependents meeting eligibility requirements		
V 0 .Not applicable		
1 .Yes		
2 .No		
D COVID-4	1	1031
Was this person covered by medicaid for month 4 of the reference period		
U Persons 15 years old or older and their dependents meeting eligibility requirements		
V 0 .Not applicable		
1 .Yes		
2 .No		
D COMWIC-1	1	1032
Was this person covered by WIC for month 1 of the reference period		
U Persons 15 years old or older and their dependents meeting eligibility requirements		
V 0 .Not applicable		
1 .Yes		
2 .No		
D COMWIC-2	1	1033
Was this person covered by WIC for month 2 of the reference period		
U Persons 15 years old or older and their dependents meeting eligibility requirements		
V 0 .Not applicable		
1 .Yes		
2 .No		
D COMWIC-3	1	1034
Was this person covered by WIC for month 3 of the reference period		
U Persons 15 years old or older and their dependents meeting eligibility requirements		
V 0 .Not applicable		
1 .Yes		
2 .No		
D COMWIC-4	1	1035
Was this person covered by WIC for		

120

PERSON

DATA SIZE BEGIN

month 4 of the reference period

U Persons 15 years old or older and their dependents meeting eligibility requirements

V 0 .Not applicable

1 .Yes

2 .No

D VALWIC-1 4 1036

Value of WIC voucher in month 1 of the reference period. The dollar field contains two implied decimals. Range = 0,5000.

U Persons 15 years old or older and their dependents meeting eligibility requirements

V 0000 .Not applicable

D VALWIC-2 4 1040

Value of WIC voucher in month 2 of the reference period. The dollar field contains two implied decimals. Range = 0,5000.

U Persons 15 years old or older and their dependents meeting eligibility requirements

V 0000 .Not applicable

D VALWIC-3 4 1044

Value of WIC voucher in month 3 of the reference period. The dollar field contains two implied decimals. Range = 0,5000.

U Persons 15 years old or older and their dependents meeting eligibility requirements

V 0000 .Not applicable

D VALWIC-4 4 1048

Value of WIC voucher in month 4 of the reference period. The dollar field contains two implied decimals. Range = 0,5000.

U Persons 15 years old or older and their dependents meeting eligibility requirements

V 0000 .Not applicable

D HIIND 1 1052

Is this person covered by health insurance

U All persons, including children

V 0 .Not applicable

PERSON

DATA	SIZE	BEGIN
1 .Yes		
2 .No		
D HIMNTH1	1	1053
Did this person have health insurance coverage month 1		
U All persons, including children		
V 0 .Not applicable		
1 .Yes		
2 .No		
D HIMNTH2	1	1054
Did this person have health insurance coverage month 2		
U All persons, including children		
V 0 .Not applicable		
1 .Yes		
2 .No		
D HIMNTH3	1	1055
Did this person have health insurance coverage month 3		
U All persons, including children		
V 0 .Not applicable		
1 .Yes		
2 .No		
D HIMNTH4	1	1056
Did this person have health insurance coverage month 4		
U All persons, including children		
V 0 .Not applicable		
1 .Yes		
2 .No		
D INCSOURC	20	1057
Income source code (10 answer fields of 2-characters each). Source of income for this person		
U Persons 15 years old or older		
V 00 .Not applicable		
01 .Social Security		
02 .Railroad retirement		
03 .Federal Supplemental Security Income (SSI)		
05 .State unemployment compensation		
06 .Supplemental unemployment benefits		
07 .Other unemployment compensation		
08 .Veterans compensation or pensions		

PERSON

DATA	SIZE	BEGIN
10		.Workers compensation benefits
12		.Employer or union temporary sickness policy
13		.Payments from a sickness, accident, or disability insurance policy purchased on your own
20		.Aid to families with dependent children (AFDC, ADC)
21		.General assistance or general relief
23		.Foster child care payments
24		.Other welfare
25		.WIC
27		.Food stamps
28		.Child support payments
29		.Alimony payments
30		.Pension from company or union
31		.Federal civil service or other Federal civilian employee pensions
32		.U.S. military retirement pay
34		.State government pensions
35		.Local government pensions
36		.Income from paid up life insurance policies or annuities
37		.Estates and trusts
38		.Other payments for retirement, disability or survivor
40		.GI Bill education benefits
50		.Income assistance from a charitable group
51		.Money from relatives or friends
52		.Lump sum payments
53		.Income from roomers or boarders
54		.National Guard or reserve pay
55		.Incidental or casual earnings
56		.Other cash income not included elsewhere
75		.Recorded for confidentiality (ISS codes 4, 9, 11, 22, 33)
D	ASTSOURC	39 1077
		Asset source code (13 answer fields of 3-characters each); asset belonging to this person
U	Persons 15 years old or older	
V	000	.Not applicable
	100	.Regular/passbook savings accounts in a bank; savings and loan or credit union
	101	.Money market deposit accounts
	102	.Certificates of deposit or other

PERSON

DATA	SIZE	BEGIN
------	------	-------

		savings certificates
103		.NOW, Super NOW, or other interest earning checking accounts
104		.Money market funds
105		.U.S. government securities
106		.Municipal or corporate bonds
107		.Other interest earning assets
110		.Stocks or mutual fund shares
120		.Rental property
130		.Mortgages
140		.Royalties
150		.Other financial investments

*			*
*		The following are coverage recodes.	*
*		If this person was covered by program	*
*		reciprocity on another questionnaire,	*
*		these flags are set. By months 1-4	*
*			*

D VETS1	1	1116
---------	---	------

Was this person covered by Veterans payments during month 1 of the reference period

U Persons 15 years old or older and their dependents meeting eligibility requirements

V 0 .Not applicable

1 .Yes

2 .No

D VETS2	1	1117
---------	---	------

Was this person covered by Veterans payments during month 2 of the reference period

U Persons 15 years old or older and their dependents meeting eligibility requirements

V 0 .Not applicable

1 .Yes

2 .No

D VETS3	1	1118
---------	---	------

Was this person covered by Veterans payments during month 3 of the reference period

U Persons 15 years old or older and their dependents meeting eligibility requirements

V 0 .Not applicable

1 .Yes

2 .No

PERSON

DATA	SIZE	BEGIN
D VETS4	1	1119
Was this person covered by Veterans payments during month 4 of the reference period		
U Persons 15 years old or older and their dependents meeting eligibility requirements		
V 0 .Not applicable		
1 .Yes		
2 .No		
D AFDC1	1	1120
Was this person covered by AFDC income during month 1 of the reference period		
U Persons 15 years old or older and their dependents meeting eligibility requirements		
V 0 .Not applicable		
1 .Yes		
2 .No		
D AFDC2	1	1121
Was this person covered by AFDC income during month 2 of the reference period		
U Persons 15 years old or older and their dependents meeting eligibility requirements		
V 0 .Not applicable		
1 .Yes		
2 .No		
D AFDC3	1	1122
Was this person covered by AFDC income during month 3 of the reference period.		
U Persons 15 years old or older and their dependents meeting eligibility requirements		
V 0 .Not applicable		
1 .Yes		
2 .No		
D AFDC4	1	1123
Was this person covered by AFDC income during month 4 of the reference period.		
U Persons 15 years old or older and their dependents meeting eligibility requirements		
V 0 .Not applicable		
1 .Yes		
2 .No		
D FOOD-1	1	1124
Was this person covered by food stamps		

DATA SIZE BEGIN

 during month 1 of the reference period
U Persons 15 years old or older and their
dependents meeting eligibility requirements

V 0 .Not applicable

1 .Yes

2 .No

D FOOD-2 1 1125

 Was this person covered by food stamps
 during month 2 of the reference period

U Persons 15 years old or older and their
dependents meeting eligibility requirements

V 0 .Not applicable

1 .Yes

2 .No

D FOOD-3 1 1126

 Was this person covered by food stamps
 during month 3 of the reference period

U Persons 15 years old or older and their
dependents meeting eligibility requirements

V 0 .Not applicable

1 .Yes

2 .No

D FOOD-4 1 1127

 Was this person covered by food stamps
 during month 4 of the reference period

U Persons 15 years old or older and their
dependents meeting eligibility requirements

V 0 .Not applicable

1 .Yes

2 .No

D GENAST-1 1 1128

 Was this person covered by any general
 assistance income during month 1 of
 the reference period

U Persons 15 years old or older and their
dependents meeting eligibility requirements

V 0 .Not applicable

1 .Yes

2 .No

D GENAST-2 1 1129

 Was this person covered by any general
 assistance income during month 2 of
 the reference period

U Persons 15 years old or older and their

126

PERSON

DATA SIZE BEGIN

dependents meeting eligibility requirements

V 0 .Not applicable

1 .Yes

2 .No

D GENAST-3 1 1130

Was this person covered by any general assistance income during month 3 of the reference period

U Persons 15 years old or older and their dependents meeting eligibility requirements

V 0 .Not applicable

1 .Yes

2 .No

D GENAST-4 1 1131

Was this person covered by any general assistance income during month 4 of the reference period

U Persons 15 years old or older and their dependents meeting eligibility requirements

V 0 .Not applicable

1 .Yes

2 .No

D FOSTER-1 1 1132

Was this person covered by any foster child care payments during month 1 of the reference period

U All persons; no age limitation

V 0 .Not applicable

1 .Yes

2 .No

D FOSTER-2 1 1133

Was this person covered by any foster child care payments during month 2 of the reference period

U All persons; no age limitation

V 0 .Not applicable

1 .Yes

2 .No

D FOSTER-3 1 1134

Was this person covered by any foster child care payments during month 3 of the reference period

U All persons; no age limitation

PERSON

DATA	SIZE	BEGIN
V 0 .Not applicable		
1 .Yes		
2 .No		
D FOSTER-4	1	1135
Was this person covered by any foster child care payments during month 4 of the reference period		
U All persons; no age limitation		
V 0 .Not applicable		
1 .Yes		
2 .No		
D OTHER-1	1	1136
Was this person covered by any other welfare payments during month 1 of the reference period		
U Persons 15 years old or older and their dependents meeting eligibility requirements		
V 0 .Not applicable		
1 .Yes		
2 .No		
D OTHER-2	1	1137
Was this person covered by any other welfare payments during month 2 of the reference period		
U Persons 15 years old or older and their dependents meeting eligibility requirements		
V 0 .Not applicable		
1 .Yes		
2 .No		
D OTHER-3	1	1138
Was this person covered by any other welfare payments during month 3 of the reference period		
U Persons 15 years old or older and their dependents meeting eligibility requirements		
V 0 .Not applicable		
1 .Yes		
2 .No		
D OTHER-4	1	1139
Was this person covered by any other welfare payments during month 4 of the reference period		
U Persons 15 years old or older and their dependents meeting eligibility requirements		

128

PERSON

DATA	SIZE	BEGIN
<input type="checkbox"/> 0	.Not applicable	
1	.Yes	
2	.No	
D SOCSEC-1	1	1140
	Was this person covered by Social Security payments during month 1 of the reference period	
U	All persons, including children	
<input type="checkbox"/> 0	.Not applicable	
1	.Yes	
2	.No	
D SOCSEC-2	1	1141
	Was this person covered by Social Security payments during month 2 of the reference period	
U	All persons, including children	
<input type="checkbox"/> 0	.Not applicable	
1	.Yes	
2	.No	
D SOCSEC3	1	1142
	Was this person covered by Social Security payments during month 3 of the reference period	
U	All persons, including children	
<input type="checkbox"/> 0	.Not applicable	
1	.Yes	
2	.No	
D SOCSEC4	1	1143
	Was this person covered by Social Security payments during month 4 of the reference period	
U	All persons, including children	
<input type="checkbox"/> 0	.Not applicable	
1	.Yes	
2	.No	
D RAILRD1	1	1144
	Was this person covered by railroad retirement payments during month 1 of the reference period	
U	All persons, including children	
<input type="checkbox"/> 0	.Not applicable	
1	.Yes	
2	.No	

PERSON

DATA	SIZE	BEGIN
D RAILRD2	1	1145
Was this person covered by railroad retirement payments during month 2 of the reference period		
U All persons, including children		
V 0 .Not applicable		
1 .Yes		
2 .No		
D RAILRD3	1	1146
Was this person covered by railroad retirement payments during month 3 of the reference period		
U All persons, including children		
V 0 .Not applicable		
1 .Yes		
2 .No		
D RAILRD4	1	1147
Was this person covered by railroad retirement payments during month 4 of the reference period		
U All persons, including children		
V 0 .Not applicable		
1 .Yes		
2 .No		
*		*
* Cover page section		*
*		*
D BOOK	2	1148
Unedited book (person questionnaire) number field; questionnaire cover page item 1		
U Persons 15 years old or older		
D NUMBOOKS	2	1150
Unedited number of books (person questionnaire); questionnaire cover page item 1		
U Persons 15 years old or older		
D IT7A	1	1152
Preedited person's interview status. Questionnaire item 7A		
U Persons 15 years old or older		
V 0 .Not answered		
1 .Self		
2 .Proxy		

130

PERSON

DATA	SIZE	BEGIN
D IT7B	3	1153
Unedited person number of proxy. Questionnaire item 7B. Range = 0,999		
U Persons 15 years old or older		
D IT7C	1	1156
Preedited person's noninterview status. Questionnaire item 7C		
U Persons 15 years old or older		
V 0 .Not answered		
1 .Type Z refusal		
2 .Type Z other		
D ITEMTH	2	1157
Unedited month of interview. Questionnaire item 8. Range = 0,12		
U Persons 15 years old or older		
D IT8DAY	2	1159
Unedited day of interview. Questionnaire item 8. Range = 0,31		
U Persons 15 years old or older		
D IT9B	3	1161
Unedited total interview time in minutes. Questionnaire item 9B. Range = 0,9		
U Persons 15 years old or older		
D IT10B	3	1164
Unedited total clerical review time in minutes. Questionnaire item 10B		
U Persons 15 years old or older		
D IT11B	3	1167
Unedited total pre-interview time for transcription. Questionnaire item 11B		
U All persons, including children		
D IT12	1	1170
Phone interview. Questionnaire item 12		
U Persons 15 years old or older		
D SC0900	1	1171
Check item N Does ...'s person number begin		

DATA	SIZE	BEGIN
with a ... (4--Wave 4; 5--Wave 5; 6--Wave 6; 7--Wave 7; etc.)		
U Persons 15 years old or older		
V D .Not in universe		
1 .Yes		
2 .No - skip to SC1000		
D SC0901	1	1172
Was ... missed when household members were listed for wave 1		
U Persons 15 years old or older		
V D .Not in universe		
1 .Yes - skip to SC1000		
2 .No		
D SC0902	1	1173
Was ... living in any of the kinds of places listed on this card (See SC0904 below for kinds of places)		
U Persons 15 years old or older		
V D .Not in universe		
1 .Yes		
2 .No - skip to SC0906		
D SC0904	1	1174
Which code on this card represents the kind of place ... was living in on reference date		
U Persons 15 years old or older		
V D .Not in universe		
1 .Armed Forces barracks - skip to SC1000		
2 .Outside the United States - skip to SC1000		
3 .Nonhousehold setting - skip to SC1000		
D SC0906	1	1175
Was ... living alone on reference date		
U Persons 15 years old or older		
V D .Not in universe		
1 .Yes - skip to SC1000		
2 .No		
D SC0908	1	1176
How many people was ... living with		

PERSON

DATA	SIZE	BEGIN
on reference date		
U Persons 15 years old or older		
V 0		.Not in universe
1		.1 person
2		.2 people
3		.3 people
4		.4 people
5		.5 people
6		.6 people
7		.7 people
8		.8 people
9		.9 or more people
D SC0910	1	1177
Was ... the owner or renter of the residence where ... was living on reference date		
U Persons 15 years old or older		
V 0		.Not in universe
1		.Yes - skip to SC1000
2		.No
D SC0912	1	1178
How is ... related to the person who owned or rented the residence where ... was living on reference date		
U Persons 15 years old or older		
V 0		.Not in universe
1		.Husband
2		.Wife
3		.Own child (son or daughter)
4		.Parent
5		.Brother/sister
6		.Other relative
7		.Nonrelative
*		*
*		Labor force and reciplency section *
*		*
D SC1000	1	1179
During the 4-month period did ... have a job or business, either full time or part time, even for only a few days		
U Persons 15 years old or older		
V 0		.Not in universe
1		.Yes - skip to SC1056
2		.No

PERSON

DATA	SIZE	BEGIN
D SC1002	1	1180
Did ... spend any time looking for work or on layoff from a job		
U Persons 15 years old or older		
V D .Not in universe		
1 .Yes		
2 .No - skip to SC1048		
*		*
* The next 17 fields (SC1004 through SC1040) are possible answers to the question:		
*		*
*		*
* In which weeks was ... looking for work or on layoff from a job		
*		*
D SC1004	1	1181
All weeks in reference period		
U Persons 15 years old or older		
V D .Not marked as looking or on layoff all weeks in reference period or not in universe based on response to SC1002		
1 .Marked as looking or on layoff all weeks in reference period		
D SC1006	1	1182
1st week		
U Persons 15 years old or older		
V D .Not marked as a week looking or on layoff or not in universe based on response to SC1002		
1 .Marked as a week looking or on layoff		
D SC1008	1	1183
2nd week		
U Persons 15 years old or older		
V D .Not marked as a week looking or on layoff or not in universe based on response to SC1002		
1 .Marked as a week looking or on layoff		
D SC1010	1	1184
3rd week		
U Persons 15 years old or older		
V D .Not marked as a week looking or on layoff or not in universe based on response to SC1002		
1 .Marked as a week looking or on layoff		

PERSON

DATA	SIZE	BEGIN
D SC1012 4th week	1	1185
U Persons 15 years old or older		
V 0 .Not marked as a week looking or on layoff or not in universe based on response to SC1002		
1 .Marked as a week looking or on layoff		
D SC1014 5th week	1	1186
U Persons 15 years old or older		
V 0 .Not marked as a week looking or on layoff or not in universe based on response to SC1002		
1 .Marked as a week looking or on layoff		
D SC1016 6th week	1	1187
U Persons 15 years old or older		
V 0 .Not marked as a week looking or on layoff or not in universe based on		
D SC1018 7th week	1	1188
U Persons 15 years old or older		
V 0 .Not marked as a week looking or on layoff or not in universe based on response to SC1002		
1 .Marked as a week looking or on layoff		
D SC1020 8th week	1	1189
U Persons 15 years old or older		
V 0 .Not marked as a week looking or on layoff or not in universe based on response to SC1002		
1 .Marked as a week looking or on layoff		
D SC1022 9th week	1	1190
U Persons 15 years old or older		
V 0 .Not marked as a week looking or on layoff or not in universe based on response to SC1002		
1 .Marked as a week looking or on layoff		
D SC1024 10th week	1	1191

DATA	SIZE	BEGIN
U Persons 15 years old or older		
V 0		.Not marked as a week looking or on layoff or not in universe based on response to SC1002
1		.Marked as a week looking or on layoff
D SC1026	1	1192
11th week		
U Persons 15 years old or older		
V 0		.Not marked as a week looking or on layoff or not in universe based on response to SC1002
1		.Marked as a week looking or on layoff
D SC1028	1	1193
12th week		
U Persons 15 years old or older		
V 0		.Not marked as a week looking or on layoff or not in universe based on response to SC1002
1		.Marked as a week looking or on layoff
D SC1030	1	1194
13th week		
U Persons 15 years old or older		
V 0		.Not marked as a week looking or on layoff or not in universe based on response to SC1002
1		.Marked as a week looking or on layoff
D SC1032	1	1195
14th week		
U Persons 15 years old or older		
V 0		.Not marked as a week looking or on layoff or not in universe based on response to SC1002
1		.Marked as a week looking or on layoff
D SC1034	1	1196
15th week		
U Persons 15 years old or older		
V 0		.Not marked as a week looking or on layoff or not in universe based on response to SC1002
1		.Marked as a week looking or on layoff
D SC1036	1	1197
16th week		
U Persons 15 years old or older		

PERSON

DATA	SIZE	BEGIN
V 0 .Not marked as a week looking or on layoff or not in universe based on response to SC1002		
1 .Marked as a week looking or on layoff		
D SC1038	1	1198
17th week		
U Persons 15 years old or older		
V 0 .Not marked as a week looking or on layoff or not in universe based on response to SC1002		
1 .Marked as a week looking or on layoff		
D SC1040	1	1199
18th week		
U Persons 15 years old or older		
V 0 .Not marked as a week looking or on layoff or not in universe based on response to SC1002		
1 .Marked as a week looking or on layoff		
D SC1042	1	1200
Could ... have taken a job during any of those weeks		
U Persons 15 years old or older		
V 0 .Not in universe		
1 .Yes - skip to SC1046		
2 .No		
D SC1044	1	1201
What was the main reason ... could not take a job during those weeks		
U Persons 15 years old or older		
V 0 .Not in universe		
1 .Already had a job		
2 .Temporary illness		
3 .School		
4 .Other		
D SC1046	1	1202
Check item R1		
Is the "all" box marked in SC1004		
U Persons 15 years old or older		
V 0 .Not in universe		
1 .Yes - skip to SC1240		
2 .No - skip to SC1050		
D SC1048	1	1203
Were there any weeks in the 4-month		

PERSON

DATA	SIZE	BEGIN
<p>period when ... wanted a job</p> <p>U Persons 15 years old or older</p> <p>V 0 .Not in universe</p> <p>1 .Yes - skip to SC1052</p> <p>2 .No - skip to SC1248</p>		
D SC1050	1	1204
<p>There were weeks that ... did not work or look for work . Did ... want a job in those weeks</p> <p>U Persons 15 years old or older</p> <p>V 0 .Not in universe</p> <p>1 .Yes</p> <p>2 .No - skip to SC1240</p>		
D SC1052	1	1205
<p>Could ... have taken a job in those weeks if one had been offered</p> <p>U Persons 15 years old or older</p> <p>V 0 .Not in universe</p> <p>1 .Yes</p> <p>2 .No - skip to SC1240</p>		
D SC1054	2	1206
<p>During the weeks that ... wanted a job but was not looking for one; what was the main reason ... was not looking</p> <p>U Persons 15 years old or older</p> <p>V -1 .OK - skip to 1240</p> <p>00 .Not in universe</p> <p>01 .Believes no work available in line of work or area - skip to SC1240</p> <p>02 .Couldn't find any work - skip to SC1240</p> <p>03 .Lacks necessary schooling; training; skills; or experience - skip to SC1240</p> <p>04 .Employers think too young or too old - skip to SC1240</p> <p>05 .Other personal handicap in finding job - skip to SC1240</p> <p>06 .Can't arrange child care - skip to SC1240</p> <p>07 .Family responsibilities - skip to SC1240</p> <p>08 .In school or other training - skip to SC1240</p> <p>09 .Ill health; physical disability - skip to SC1240</p> <p>10 .Other - skip to SC1240</p>		

PERSON

DATA	SIZE	BEGIN
D SC1056	1	1208
Did ... have a job or business, either full or part time, during each of the weeks in this period		
U Persons 15 years old or older		
V 0 .Not in universe		
1 .Yes		
2 .No - skip to SC1100 through SC1134		
D SC1058	1	1209
Was ... absent without pay from ...'s job or business for any full weeks during the 4-month period		
U Persons 15 years old or older		
V 0 .Not in universe		
1 .Yes		
2 .No - skip to SC1230		
*		*
* The next 19 fields (SC1060 through SC1096) are possible answers to the		
* questions;		
*		*
* In which weeks was ... absent		
* without pay		
*		*
D SC1060	1	1210
All weeks in reference period		
U Persons 15 years old or older		
V 0 .Not marked as absent without pay for all weeks in reference period or not in universe based on response to SC1058		
1 .Marked as all weeks absent without pay		
D SC1062	1	1211
1st week		
U Persons 15 years old or older		
V 0 .Not marked as a week absent without pay or not in universe based on response to SC1058		
1 .Marked as a week absent without pay		
D SC1064	1	1212
2nd week		
U Persons 15 years old or older		
V 0 .Not marked as a week absent without		

PERSON

DATA	SIZE	BEGIN
pay or not in universe based on response to SC1058		
1		.Marked as a week absent without pay
D SC1066	1	1213
3rd week		
U Persons 15 years old or older		
V 0 .Not marked as a week absent without pay or not in universe based on response to SC1058		
1		.Marked as a week absent without pay
D SC1068	1	1214
4th week		
U Persons 15 years old or older		
V 0 .Not marked as a week absent without pay or not in universe based on response to SC1058		
1		.Marked as a week absent without pay
D SC1070	1	1215
5th week		
U Persons 15 years old or older		
V 0 .Not marked as a week absent without pay or not in universe based on response to SC1058		
1		.Marked as a week absent without pay
D SC1072	1	1216
6th week		
U Persons 15 years old or older		
V 0 .Not marked as a week absent without pay or not in universe based on response to SC1058		
1		.Marked as a week absent without pay
D SC1074	1	1217
7th week		
U Persons 15 years old or older		
V 0 .Not marked as a week absent without pay or not in universe based on response to SC1058		
1		.Marked as a week absent without pay
D SC1076	1	1218
8th week		
U Persons 15 years old or older		
V 0 .Not marked as a week absent without pay or not in universe based on		

140

PERSON

DATA	SIZE	BEGIN
response to SC1058		
1 .Marked as a week absent without pay		
D SC1078	1	1219
9th week		
U Persons 15 years old or older		
V 0 .Not marked as a week absent without pay or not in universe based on response to SC1058		
1 .Marked as a week absent without pay		
D SC1080	1	1220
10th week		
U Persons 15 years old or older		
V 0 .Not marked as a week absent without pay or not in universe based on response to SC1058		
1 .Marked as a week absent without pay		
D SC1082	1	1221
11th week		
U Persons 15 years old or older		
V 0 .Not marked as a week absent without pay or not in universe based on response to SC1058		
1 .Marked as a week absent without pay		
D SC1084	1	1222
12th week		
U Persons 15 years old or older		
V 0 .Not marked as a week absent without pay or not in universe based on response to SC1058		
1 .Marked as a week absent without pay		
D SC1086	1	1223
13th week		
U Persons 15 years old or older		
V 0 .Not marked as a week absent without pay or not in universe based on response to SC1058		
1 .Marked as a week absent without pay		
D SC1088	1	1224
14th week		
U Persons 15 years old or older		
V 0 .Not marked as a week absent without pay or not in universe based on		

PERSON

DATA	SIZE	BEGIN
response to SC1058		
1		.Marked as a week absent without pay
D SC1090	1	1225
15th week		
U Persons 15 years old or older		
V 0		.Not marked as a week absent without pay or not in universe based on response to SC1058
1		.Marked as a week absent without pay
D SC1092	1	1226
16th week		
U Persons 15 years old or older		
V 0		.Not marked as a week absent without pay or not in universe based on response to SC1058
1		.Marked as a week absent without pay
D SC1094	1	1227
17th week		
U Persons 15 years old or older		
V 0		.Not marked as a week absent without pay or not in universe based on response to SC1058
1		.Marked as a week absent without pay
D SC1096	1	1228
18th week		
U Persons 15 years old or older		
V 0		.Not marked as a week absent without pay or not in universe based on response to SC1058
1		.Marked as a week absent without pay
D SC1098	1	1229
What was the main reason ... was absent from ...'s job or business during those weeks		
U Persons 15 years old or older		
V 0		.Not in universe
1		.On layoff - skip to SC1230
2		.Own illness - skip to SC1230
3		.On vacation - skip to SC1230
4		.Bad weather - skip to SC1230
5		.Labor dispute - skip to SC1230
6		.New job to begin within 30 days - skip to SC1230
7		.Other - skip to SC1230

142

PERSON

DATA	SIZE	BEGIN	
*			*
*			*
*			*
*			*
*			*
*			*
*			*
D SC1100	1	1230	
1st week			
U Persons 15 years old or older			
V 0 .Not marked as a week having a job			
or business or not in universe			
based on response to SC1056			
1 .Marked as a week having a job			
or business			
D SC1102	1	1231	
2nd week			
U Persons 15 years old or older			
V 0 .Not marked as a week having a job			
or business or not in universe			
based on response to SC1056			
1 .Marked as a week having a job			
or business			
D SC1104	1	1232	
3rd week			
U Persons 15 years old or older			
V 0 .Not marked as a week having a job			
or business or not in universe			
based on response to SC1056			
1 .Marked as a week having a job			
or business			
D SC1106	1	1233	
4th week			
U Persons 15 years old or older			
V 0 .Not marked as a week having a job			
or business or not in universe			
based on response to SC1056			
1 .Marked as a week having a job			
or business			
D SC1108	1	1234	
5th week			
U Persons 15 years old or older			

PERSON

DATA	SIZE	BEGIN
V 0		.Not marked as a week having a Job or business or not in universe based on response to SC1056
1		.Marked as a week having a Job or business
D SC1110	1	1235
		6th week
U		Persons 15 years old or older
V 0		.Not marked as a week having a Job or business or not in universe Based on response to SC1056
1		.Marked as a week having a Job or business
D SC1112	1	1236
		7th week
U		Persons 15 years old or older
V 0		.Not marked as a week having a Job or business or not in universe based on response to SC1056
1		.Marked as a week having a Job or business
D SC1114	1	1237
		8th week
U		Persons 15 years old or older
V 0		.Not marked as a week having a Job or business or not in universe based on response to SC1056
1		.Marked as a week having a Job or business
D SC1116	1	1238
		9th week
U		Persons 15 years old or older
V 0		.Not marked as a week having a Job or business or not in universe based on response to SC1056
1		.Marked as a week having a Job or business
D SC1118	1	1239
		10th week
U		Persons 15 years old or older
V 0		.Not marked as a week having a Job or business or not in universe based on response to SC1056
1		.Marked as a week having a Job or business

144

PERSON

DATA	SIZE	BEGIN
D SC1120	1	1240
11th week		
U Persons 15 years old or older		
V 0 .Not marked as a week having a job		
or business or not in universe		
based on response to SC1056		
1 .Marked as a week having a job		
or business		
D SC1122	1	1241
12th week		
U Persons 15 years old or older		
V 0 .Not marked as a week having a job		
or business or not in universe		
based on response to SC1056		
1 .Marked as a week having a job		
or business		
D SC1124	1	1242
13th week		
U Persons 15 years old or older		
V 0 .Not marked as a week having a job		
or business or not in universe		
based on response to SC1056		
1 .Marked as a week having a job		
or business		
D SC1126	1	1243
14th week		
U Persons 15 years old or older		
V 0 .Not marked as a week having a job		
or business or not in universe		
based on response to SC1056		
1 .Marked as a week having a job		
or business		
D SC1128	1	1244
15th week		
U Persons 15 years old or older		
V 0 .Not marked as a week having a job		
or business or not in universe		
based on response to SC1056		
1 .Marked as a week having a job		
or business		
D SC1130	1	1245
16th week		
U Persons 15 years old or older		

PERSON

DATA	SIZE	BEGIN
V 0 .Not marked as a week having a job or business or not in universe based on response to SC1056		
1 .Marked as a week having a job or business		
D SC1132	1	1246
17th week		
U Persons 15 years old or older		
V 0 .Not marked as a week having a job or business or not in universe based on response to SC1056		
1 .Marked as a week having a job or business		
D SC1134	1	1247
18th week		
U Persons 15 years old or older		
V 0 .Not marked as a week having a job or business or not in universe based on response to SC1056		
1 .Marked as a week having a job or business		
D SC1136	1	1248
Of those weeks that ... had a job or business; was ... absent from work for any full weeks without pay		
U Persons 15 years old or older		
V 0 .Not in universe		
1 .Yes		
2 .No - skip to SC1176		
* * * * *		
* The next 16 fields (SC1138 through	*	*
* SC1172) are possible answers to the	*	*
* question!	*	*
* * * * *		
* In which weeks was ... absent	*	*
* without pay	*	*
* * * * *		
D SC1138	1	1249
1st week		
U Persons 15 years old or older		
V 0 .Not marked as a week absent without pay or not in universe based on response to SC1136		
1 .Marked as a week absent without pay		

PERSON

DATA	SIZE	BEGIN
D SC1140	1	1250
2nd week		
U Persons 15 years old or older		
V 0 .Not marked as a week absent without pay or not in universe based on response to SC1136		
1 .Marked as a week absent without pay		
D SC1142	1	1251
3rd week		
U Persons 15 years old or older		
V 0 .Not marked as a week absent without pay or not in universe based on response to SC1136		
1 .Marked as a week absent without pay		
D SC1144	1	1252
4th week		
U Persons 15 years old or older		
V 0 .Not marked as a week absent without pay or not in universe based on response to SC1136		
1 .Marked as a week absent without pay		
D SC1146	1	1253
5th week		
U Persons 15 years old or older		
V 0 .Not marked as a week absent without pay or not in universe based on response to SC1136		
1 .Marked as a week absent without pay		
D SC1148	1	1254
6th week		
U Persons 15 years old or older		
V 0 .Not marked as a week absent without pay or not in universe based on response to SC1136		
1 .Marked as a week absent without pay		
D SC1150	1	1255
7th week		
U Persons 15 years old or older		
V 0 .Not marked as a week absent without pay or not in universe based on response to SC1136		
1 .Marked as a week absent without pay		

PERSON

DATA	SIZE	BEGIN
D SC1152	1	1256
8th week		
U Persons 15 years old or older		
V D .Not marked as a week absent without pay or not in universe based on response to SC1136		
1 .Marked as a week absent without pay		
D SC1154	1	1257
9th week		
U Persons 15 years old or older		
V D .Not marked as a week absent without pay or not in universe based on response to SC1136		
1 .Marked as a week absent without pay		
D SC1156	1	1258
10th week		
U Persons 15 years old or older		
V D .Not marked as a week absent without pay or not in universe based on response to SC1136		
1 .Marked as a week absent without pay		
D SC1158	1	1259
11th week		
U Persons 15 years old or older		
V D .Not marked as a week absent without pay or not in universe based on response to SC1136		
1 .Marked as a week absent without pay		
D SC1160	1	1260
12th week		
U Persons 15 years old or older		
V D .Not marked as a week absent without pay or not in universe based on response to SC1136		
1 .Marked as a week absent without pay		
D SC1162	1	1261
13th week		
U Persons 15 years old or older		
V D .Not marked as a week absent without pay or not in universe based on response to SC1136		
1 .Marked as a week absent without pay		
D SC1164	1	1262
14th week		

148

PERSON

DATA	SIZE	BEGIN
U Persons 15 years old or older		
V 0 .Not marked as a week absent without pay or not in universe based on response to SC1136		
1 .Marked as a week absent without pay		
D SC1166	1	1263
15th week		
U Persons 15 years old or older		
V 0 .Not marked as a week absent without pay or not in universe based on response to SC1136		
1 .Marked as a week absent without pay		
D SC1168	1	1264
16th week		
U Persons 15 years old or older		
V 0 .Not marked as a week absent without pay or not in universe based on response to SC1136		
1 .Marked as a week absent without pay		
D SC1170	1	1265
17th week		
U Persons 15 years old or older		
V 0 .Not marked as a week absent without pay or not in universe based on response to SC1136		
1 .Marked as a week absent without pay		
D SC1172	1	1266
18th week		
U Persons 15 years old or older		
V 0 .Not marked as a week absent without pay or not in universe based on response to SC1136		
1 .Marked as a week absent without pay		
D SC1174	1	1267
What was the main reason ... was absent from ...'s job or business during those weeks		
U Persons 15 years old or older		
V 0 .Not in universe		
1 .On layoff		
2 .Own illness		
3 .On vacation		
4 .Bad weather		

PERSON

DATA SIZE BEGIN

5 .Labor dispute
6 .New job to begin within 30 days
7 .Other

D SC1176 1 1268
 Did ... spend any time looking for
 work or on layoff

U Persons 15 years old or older

V 0 .Not in universe
 1 .Yes
 2 .No - skip to SC1222

* *
* The next 19 fields (SC1178 through *
* SC1214) are possible answers to the *
* question: *
* *
* In which of these weeks was ... *
* looking for work or on layoff from *
* a job *
* *

D SC1178 1 1269
 All weeks without a job in reference
 period

U Persons 15 years old or older

V 0 .Not marked as looking for work or on
 layoff from a job for all weeks
 without a job in reference period or
 not in universe based on response to
 SC1176
 1 .Marked as looking for work or on
 layoff from a job for all weeks
 without a job in reference period

D SC1180 1 1270
 1st week

U Persons 15 years old or older

V 0 .Not marked as a week looking for
 work or on layoff from a job or not
 in universe based on response to
 SC1176
 1 .Marked as a week looking for work
 or
 on layoff from a job

D SC1182 1 1271
 2nd week

U Persons 15 years old or older

V 0 .Not marked as a week looking for

150

PERSON

DATA	SIZE	BEGIN
work or on layoff from a job or not in universe based on response to SC1176		
1		.Marked as a week looking for work or on layoff from a job
D SC1184	1	1272
3rd week		
U Persons 15 years old or older		
V 0		.Not marked as a week looking for work or on layoff from a job or not in universe based on response to SC1176
1		.Marked as a week looking for work or on layoff from a job
D SC1186	1	1273
4th week		
U Persons 15 years old or older		
V 0		.Not marked as a week looking for work or on layoff from a job or not in universe based on response to SC1176
1		.Marked as a week looking for work or on layoff from a job
D SC1188	1	1274
5th week		
U Persons 15 years old or older		
V 0		.Not marked as a week looking for work or on layoff from a job or not in universe based on response to SC1176
1		.Marked as a week looking for work or on layoff from a job
D SC1190	1	1275
6th week		
U Persons 15 years old or older		
V 0		.Not marked as a week looking for work or on layoff from a job or not in universe based on response to SC1176
1		.Marked as a week looking for work or on layoff from a job
D SC1192	1	1276
7th week		

PERSON

DATA	SIZE	BEGIN
U Persons 15 years old or older		
V 0 .Not marked as a week looking for work or on layoff from a job or not in universe based on response to SC1176		
1 .Marked as a week looking for work or on layoff from a job		
D SC1194	1	1277
8th week		
U Persons 15 years old or older		
V 0 .Not marked as a week looking for work or on layoff from a job or not in universe based on response to SC1176		
1 .Marked as a week looking for work or on layoff from a job		
D SC1196	1	1278
9th week		
U Persons 15 years old or older		
V 0 .Not marked as a week looking for work or on layoff from a job or not in universe based on response to SC1176		
1 .Marked as a week looking for work or on layoff from a job		
D SC1198	1	1279
10th week		
U Persons 15 years old or older		
V 0 .Not marked as a week looking for work or on layoff from a job or not in universe based on response to SC1176		
1 .Marked as a week looking for work or on layoff from a job		
D SC1200	1	1280
11th week		
U Persons 15 years old or older		
V 0 .Not marked as a week looking for work or on layoff from a job or not in universe based on response to SC1176		
1 .Marked as a week looking for work or on layoff from a job		
D SC1202	1	1281
12th week		

152

PERSON

DATA SIZE BEGIN

U Persons 15 years old or older
V 0 .Not marked as a week looking for
work or on layoff from a job or
not in universe based on response
to SC1176
1 .Marked as a week looking for work
or on layoff from a job

D SC1204 1 1282
13th week
U Persons 15 years old or older
V 0 .Not marked as a week looking for
work or on layoff from a job or
not in universe based on response
to SC1176
1 .Marked as a week looking for work
or on layoff from a job

D SC1206 1 1283
14th week
U Persons 15 years old or older
V 0 .Not marked as a week looking for
work or on layoff from a job or
not in universe based on response
to SC1176
1 .Marked as a week looking for work
or on layoff from a job

D SC1208 1 1284
15th week
U Persons 15 years old or older
V 0 .Not marked as a week looking for
work or on layoff from a job or
not in universe based on response
to SC1176
1 .Marked as a week looking for work
or on layoff from a job

D SC1210 1 1285
16th week
U Persons 15 years old or older
V 0 .Not marked as a week looking for
work or on layoff from a job or
not in universe based on response
to SC1176
1 .Marked as a week looking for work
or on layoff from a job

PERSON

DATA	SIZE	BEGIN
D SC1212	1	1286
17th week		
U Persons 15 years old or older		
V 0 .Not marked as a week looking for work or on layoff from a job or not in universe based on response to SC1176		
1 .Marked as a week looking for work or on layoff from a job		
D SC1214	1	1287
18th week		
U Persons 15 years old or older		
V 0 .Not marked as a week looking for work or on layoff from a job or not in universe based on response to SC1176		
1 .Marked as a week looking for work or on layoff from a job		
D SC1216	1	1288
Could ... have taken a job during those weeks if one had been offered		
U Persons 15 years old or older		
V 0 .Not in universe		
1 .Yes - skip to SC1220		
2 .No		
D SC1218	1	1289
What was the main reason ... could not take a job during those weeks		
U Persons 15 years old or older		
V 0 .Not in universe		
1 .Already had a job		
2 .Temporary illness		
3 .School		
4 .Other		
D SC1220	1	1290
Check item R2		
Is each week of the 4-month period marked as "with a job or business" or "looking for work or on layoff"		
U Persons 15 years old or older		
V 0 .Not in universe		
1 .Yes - skip to SC1230		
2 .No - skip to SC1224		
D SC1222	1	1291
Did ... want a job in those weeks		

154

PERSON

DATA SIZE BEGIN

when ... did not have one
U Persons 15 years old or older
V 0 .Not in universe
1 .Yes - skip to SC1226
2 .No - skip to SC1230

D SC1224 1 1292
There were weeks in this period
when ... did not have a job and was
not looking for a job . Did ...
want a job in those weeks
U Persons 15 years old or older
V 0 .Not in universe
1 .Yes
2 .No - skip to SC1230

D SC1226 1 1293
Could ... have taken a job during
those weeks if one had been offered
U Persons 15 years old or older
V 0 .Not in universe
1 .Yes
2 .No - skip to SC1230

D SC1228 2 1294
During the weeks that ... wanted a
job but was not looking for one,
what was the main reason ... was
not looking
U Persons 15 years old or older
V 00 .Not in universe
01 .Believes no work available in
line of work or area
02 .Couldn't find any work
03 .Lacks necessary schooling,
training, skills, or experience
04 .Employers think too young or
too old
05 .Other personal handicap in
finding job
06 .Can't arrange child care
07 .Family responsibilities
08 .In school or other training
09 .Ill health; physical disability
10 .Other

D SC1230 2 1296
In the weeks that ... worked during

DATA	SIZE	BEGIN
the 4-month period; how many hours did ... usually work per week Hours = 01-99		
U Persons 15 years old or older		
V -1 .OK - skip to SC1239		
-3 .None - skip to SC1239		
00 .Not in universe		
D SC1232	1	1298
Check Item R3		
Did ... usually work 35 or more hours per week		
U Persons 15 years old or older		
V 0 .Not in universe		
1 .Yes		
2 .No - skip to SC1236		
D SC1234	1	1299
Did ... work less than 35 hours in any of the weeks that ... worked during this period		
U Persons 15 years old or older		
V 0 .Not in universe		
1 .Yes		
2 .No - skip to SC1239		
D SC1236	2	1300
In how many weeks did ... work less than 35 hours during this 4-month period. Range = -5,18		
U Persons 15 years old or older		
V -5 .All weeks in reference period		
00 .Not in universe		
D SC1238	1	1302
What was the main reason ... worked less than 35 hours in those weeks		
U Persons 15 years old or older		
V 0 .Not in universe		
1 .Could not find a full-time job		
2 .Wanted to work part-time		
3 .Health condition or disability		
4 .Normal working hours are less than 35 hours		
5 .Slack work or material shortage		
6 .Other		
D SC1239	1	1303
Check item R4		

156

PERSON

DATA SIZE BEGIN

The response to SC1058 is:

U Persons 15 years old or older

V 0 .Not in universe

1 .Yes (or blank)

2 .No - skip to SC1244

D SC1240 1 1304

During this 4-month period, did ...
receive any state unemployment
compensation payments

U Persons 15 years old or older

V 0 .Not in universe

1 .Yes

2 .No - skip to SC1244

D SC1242 1 1305

During this period, did ... also
receive any supplementai
unemployment benefits (sub)

U Persons 15 years old or older

V 0 .Not in universe

1 .Yes

2 .No

D SC1244 1 1306

Check item R5

Is "worked" marked on the ISS

U Persons 15 years old or older

V 0 .Not in universe

1 .Yes

2 .No - skip to SC1248

D SC1246 1 1307

During this 4-month period did ...
receive any worker's compensation
for any kind of job-related
illness or injury

U Persons 15 years old or older

V 0 .Not in universe

1 .Yes

2 .No

D SC1248 1 1308

Check item R6

Was an interview obtained for ...
last reference period

U Persons 15 years old or older

V 0 .Not in universe

DATA	SIZE	BEGIN
1 .Yes		
2 .No - skip to SC1330		
D SC1250	1	1309
Check item R7		
Are any income types listed in the income roster		
U Persons 15 years old or older		
V 0 .Not in universe		
1 .Yes		
2 .No - skip to SC1284		
D SC1251	1	1310
The last time we obtained information; ... had received ... incomes during (8 months ago) through (5 months ago). Was this information recorded correctly		
U Persons 15 years old or older		
V 0 .Not in universe		
1 .Yes		
2 .No - skip to SC1284		
D SC1252	2	1311
Income code. Code from Income Source List. See appendix A-1		
U Persons 15 years old or older		
V 00 .Not in universe		
D SC1254	1	1313
In this reference period, did... get income from ... (code indicated in SC1252)		
U Persons 15 years old or older		
V 0 .Not in universe		
1 .Yes		
2 .No		
D SC1255	1	1314
In the previous reference period, did ... get income from ... (code indicated in SC1252)		
U Persons 15 years old or older		
V 0 .Not in universe		
1 .Should not have been listed		
2 .Was not listed; should have been		
D SC1256	2	1315
Income code. Code from Income		

158

PERSON

DATA SIZE BEGIN

Source List. See appendix A-1

U Persons 15 years old or older

V 00 .Not in universe

D SC1258 1 1317

In this reference period, did...
get income from ... (code indicated
in SC1256)

U Persons 15 years old or older

V 0 .Not in universe

1 .Yes

2 .No

D SC1259 1 1318

In the previous reference period,
did ... get income from ... (code
indicated in SC1256)

U Persons 15 years old or older

V 0 .Not in universe

1 .Should not have been listed

2 .Was not listed; should have been

D SC1260 2 1319

Income code. Code from Income
Source List. See appendix A-1

U Persons 15 years old or older

V 00 .Not in universe

D SC1262 1 1321

In this reference period, did ...
get income from ... (code indicated
in SC1260)

U Persons 15 years old or older

V 0 .Not in universe

1 .Yes

2 .No

D SC1263 1 1322

In the previous reference period,
did ... get income from ... (code
indicated in SC1260)

U Persons 15 years old or older

V 0 .Not in universe

1 .Should not have been listed

2 .Was not listed, should have been

D SC1264 2 1323

Income code. Code from Income

PERSON

DATA	SIZE	BEGIN
------	------	-------

Source List. See appendix A-1

U Persons 15 years old or older

V 00 .Not in universe

D SC1266 1 1325

In this reference period, did ...
get income from ... (code indicated
in SC1264)

U Persons 15 years old or older

V 0 .Not in universe

1 .Yes

2 .No

D SC1267 1 1326

In the previous reference period,
did ... get income from ... (code
indicated in SC1264)

U Persons 15 years old or older

V 0 .Not in universe

1 .Should not have been listed

2 .Was not listed; should have been

D SC1268 2 1327

Income code. Code from Income
Source List. See appendix A-1

U Persons 15 years old or older

V 00 .Not in universe

D SC1270 1 1329

In this reference period, did ...
get income from ... (code indicated
in SC1268)

U Persons 15 years old or older

V 0 .Not in universe

1 .Yes

2 .No

D SC1271 1 1330

In the previous reference period,
did ... get income from ... (code
indicated in SC1268)

U Persons 15 years old or older

V 0 .Not in universe

1 .Should not have been listed

2 .Was not listed; should have been

D SC1272 2 1331

Income code. Code from Income
Source List. See appendix A-1

PERSON

DATA	SIZE	BEGIN
------	------	-------

U Persons 15 years old or older

V 00 .Not in universe

D SC1274 1 1333

In this reference period, did ...
get income from ... (code indicated
in SC1272)

U Persons 15 years old or older

V 0 .Not in universe

1 .Yes

2 .No

D SC1275 1 1334

In the previous reference period,
did ... get income from ... (code
indicated in SC1272)

U Persons 15 years old or older

V 0 .Not in universe

1 .Should not have been listed

2 .Was not listed; should have been

D SC1276 2 1335

Income code. Code from Income
Source List. See appendix A-1

U Persons 15 years old or older

V 00 .Not in universe

D SC1278 1 1337

In this reference period, did ...
get income from ... (code indicated
in SC1276)

U Persons 15 years old or older

V 0 .Not in universe

1 .Yes

2 .No

D SC1279 1 1338

In the previous reference period,
did ... get income from ... (code
indicated in SC1276)

U Persons 15 years old or older

V 0 .Not in universe

1 .Should not have been listed

2 .Was not listed; should have been

D SC1280 2 1339

Income code. Code from Income
Source List. See appendix A-1

PERSON

DATA	SIZE	BEGIN
U Persons 15 years old or older		
V 00 .Not in universe		
D SC1282	1	1341
In this reference period, did ...		
get income from ... (code indicated		
in SC1280)		
U Persons 15 years old or older		
V 0 .Not in universe		
1 .Yes		
2 .No		
D SC1283	1	1342
In the previous reference period,		
did ... get income from ... (code		
indicated in SC1280)		
U Persons 15 years old or older		
V 0 .Not in universe		
1 .Should not have been listed		
2 .Was not listed; should have been		
D SC1284	1	1343
Did ... get any income from the		
Federal government		
U Persons 15 years old or older		
V 0 .Not in universe		
1 .Yes		
2 .No - skip to SC1296		
*		*
* The next 3 fields (SC1286 through *		*
* SC1290) are possible answers to *		*
* the questions: *		*
* *		*
* The income that ... received from *		*
* the Federal government was called *		*
* ...; anything else (SC1292) *		*
* *		*
D SC1286	1	1344
Social Security		
U Persons 15 years old or older		
V 0 .Not marked as a kind of income or		
not in universe based on response		
to SC1284		
1 .Marked as kind of income		
D SC1288	1	1345
Federal Supplemental Security		
Income (SSI)		

PERSON

DATA	SIZE	BEGIN
------	------	-------

U Persons 15 years old or older		
---------------------------------	--	--

V 0 .Not marked as a kind of income or not in universe based on response to SC1284		
--	--	--

1 .Marked as kind of income		
-----------------------------	--	--

D SC1290	1	1346
----------	---	------

A serviceman's or widow's pension
from the Veteran's Administration
(VA)

U Persons 15 years old or older		
---------------------------------	--	--

V 0 .Not marked as a kind of income or not in universe based on response to SC1284		
--	--	--

1 .Marked as kind of income		
-----------------------------	--	--

D SC1292	1	1347
----------	---	------

Anything else

U Persons 15 years old or older		
---------------------------------	--	--

V 0 .Not marked as a kind of income or not in universe based on response to SC1284		
--	--	--

1 .Marked as kind of income		
-----------------------------	--	--

D SC1294	2	1348
----------	---	------

The income that ... received from
the Federal government was called
... . Code from Income Source List.
See appendix A-1

U Persons 15 years old or older		
---------------------------------	--	--

V 00 .Not in universe		
-----------------------	--	--

D SC1296	1	1350
----------	---	------

Did ... receive any (other) pensions;
disability; retirement; or survivor
income

U Persons 15 years old or older		
---------------------------------	--	--

V 0 .Not in universe		
----------------------	--	--

1 .Yes		
--------	--	--

2 .No - skip to SC1324		
------------------------	--	--

*		*
* The next 10 fields (SC1298 through		*
* SC1320) are possible answers to		*
* the questions:		*
*		*
* What was the source of this ...		*
* income; anything else (SC1322)		*
*		*

DATA	SIZE	BEGIN
D SC1298	1	1351
U.S. government railroad retirement		
U Persons 15 years old or older		
V Q .Not marked as a source of income		
or not in universe based on		
response to SC1296		
1 .Marked as a source of income		
D SC1302	1	1352
Worker's compensation		
U Persons 15 years old or older		
V Q .Not marked as a source of income		
or not in universe based on		
response to SC1296		
1 .Marked as a source of income		
D SC1304	1	1353
Payments from a sickness, accident		
or disability insurance policy		
purchased on your own		
U Persons 15 years old or older		
V Q .Not marked as a source of income		
or not in universe based on		
response to SC1296		
1 .Marked as a source of income		
D SC1306	1	1354
Pension from company or union		
U Persons 15 years old or older		
V Q .Not marked as a source of income		
or not in universe based on		
response to SC1296		
1 .Marked as a source of income		
D SC1308	1	1355
Federal civil service or other		
Federal civilian employee pension		
U Persons 15 years old or older		
V Q .Not marked as a source of income		
or not in universe based on		
response to SC1296		
1 .Marked as a source of income		
D SC1310	1	1356
U.S. military retirement pay		
(exclude payments from the Veteran's		
Administration)		
U Persons 15 years old or older		
V Q .Not marked as a source of income		

PERSON

DATA	SIZE	BEGIN
------	------	-------

or not in universe based on
response to SC1296

1 .Marked as a source of income

D SC1314 1 1357

State government pension

U Persons 15 years old or older

V 0 .Not marked as a source of income
or not in universe based on
response to SC1296

1 .Marked as a source of income

D SC1316 1 1358

Local government pension

U Persons 15 years old or older

V 0 .Not marked as a source of income
or not in universe based on
response to SC1296

1 .Marked as a source of income

D SC1318 1 1359

Income from paid-up life insurance
policies or annuities

U Persons 15 years old or older

V 0 .Not marked as a source of income
or not in universe based on
response to SC1296

1 .Marked as a source of income

D SC1320 1 1360

Other or don't know

U Persons 15 years old or older

V 0 .Not marked as a source of income
or not in universe based on
response to SC1296

1 .Marked as a source of income

D SC1322 2 1361

What was the source of this ...
income; anything else. Code
from Income Source List. See
appendix A-1

U Persons 15 years old or older

V 00 .Not in universe

D SC1324 1 1363

Check item RB

Is "Medicare" marked for ... on

PERSON

DATA	SIZE	BEGIN
control card item 47		
U Persons 15 years old or older		
V 0		.Not in universe
1		.Yes - skip to SC1474
2		.No
D SC1326	1	1364
Check item R9		
Is "disabled" marked for ... on control card item 47		
U Persons 15 years old or older		
V 0		.Not in universe
1		.Yes - skip to SC1462
2		.No
D SC1328	1	1365
Check Item R10		
Is ... 65 years of age or over		
U Persons 15 years old or older		
V 0		.Not in universe
1		.Yes - skip to SC1462
2		.No - skip to SC1474
D SC1330	1	1366
Check item R11		
Is ... a veteran of the U.S. Armed Forces		
U Persons 15 years old or older		
V -1		.DK
V 00		.Not in universe
01		.Yes
02		.No - skip to SC1340
D SC1332	2	1367
How long did ... serve on active duty in the Armed Forces		
U Veterans of the U.S. Armed Forces		
V -1		.DK
00		.Not in universe
01		.Less than 6 months
02		.6 to 23 months
03		.2 to 19 years
04		.20 or more years
D SC1334	2	1369
Does ... have a service connected disability		
U Veterans of the U.S. Armed Forces		
V -1		.DK - skip to SC1338

PERSON

DATA	SIZE	BEGIN
------	------	-------

00 .Not in universe

01 .Yes

02 .No - skip to SC1338

D SC1336 1 1371

What is ...'s VA percent disability rating

U Veterans of the U.S. Armed Forces

V 0 .Not in universe

1 .1-10 percent

2 .11-29 percent

3 .30-49 percent

4 .50 percent

5 .51-69 percent

6 .70-79 percent

7 .100 percent

D SC1338 1 1372

During this 4-month period did ... receive pension or compensation payments from the Veterans' Administration

U Veterans of the U.S. Armed Forces

V 0 .Not in universe

1 .Yes

2 .No

D SC1340 1 1373

Check item R12

Is ... 18 years of age or over

U Persons 15 years old or older

V 0 .Not in universe

1 .Yes

2 .No - skip to SC1386

D SC1342 1 1374

During this 4-month period did ... receive any Social Security payments

U Persons 18 years old or older

V 0 .Not in universe

1 .Yes

2 .No - skip to SC1350

D SC1344 1 1375

Check item R13

Is ... 65 years of age or over

U Persons 18 years old or older

V 0 .Not in universe

PERSON

DATA SIZE BEGIN

1 .Yes - skip to SC1354
2 .No

D SC1346 2 1376
 What is the reason ... Is getting
 Social Security; is it because ... is

U Persons 18-64 years old

V -1 .DK - skip to SC1354
 00 .Not in universe
 01 .Retired
 02 .Disabled
 03 .Widow(ed) or surviving child
 04 .Spouse or dependant child
 05 .Some other reason - skip to SC1354

D SC1348 2 1378
 Is there another reason ...
 receives Social Security

U Persons 18-64 years old

V -1 .DK - skip to SC1354
 00 .Not in universe
 01 .Retired - skip to SC1354
 02 .Disabled - skip to SC1354
 03 .Widow(ed) or surviving child -
 skip to SC1354
 04 .Spouse or dependent child -
 skip to SC1354
 05 .No other reason - skip to SC1354

D SC1350 1 1380
 Check item R14
 Is ... the designated parent or
 guardian of children under 18 who
 live in this household

U Persons 18-64 years old

V 0 .Not in universe
 1 .Yes
 2 .No - skip to SC1354

D SC1352 1 1381
 During the 4-month period did ...
 receive any Social Security
 payments, especially for ...'s
 children (under 18)

U Persons 18-64 years old

V 0 .Not in universe
 1 .Yes
 2 .No

PERSON

DATA	SIZE	BEGIN
D SC1354	1	1382
During this 4-month period did ... receive any Supplemental Security Income (SSI) payments from the U.S. government		
U Persons 18 years old or older		
V 0 .Not in universe		
1 .Yes		
2 .No - skip to SC1358		
D SC1358	1	1383
Check Item R15		
Is ... 40 years of age or over		
U Persons 18 years old or older		
V 0 .Not in universe		
1 .Yes		
2 .No - skip to SC1386		
D SC1360	1	1384
Has ... ever retired from a job or business		
U Persons 40 years old or older		
V 0 .Not in universe		
1 .Yes		
2 .No - skip to SC1384		
D SC1362	1	1385
During the 4-month period did ... receive any retirement income other than Social Security		
U Persons 40 years old or older		
V 0 .Not in universe		
1 .Yes		
2 .No - skip to SC1382		
*		*
*	The next 7 fields (SC1364 through	*
*	SC1378) are possible answers to the	*
*	questions:	*
*		*
*	What kind of retirement income;	*
*	anything else (SC1380)	*
*		*
D SC1364	1	1386
U.S. government railroad retirement		
U Persons 40 years old or older receiving retirement income		
V 0 .Not marked as a kind of retirement		

DATA	SIZE	BEGIN
------	------	-------

Income or not in universe based on
response to SC1362

1 .Marked as a kind of retirement income

D SC1366 1 1367

Pension from company or union

U Persons 40 years old or older receiving
retirement income

V .Not marked as a kind of retirement
income or not in universe based on
response to SC1362

1 .Marked as a kind of retirement income

D SC1368 1 1368

Federal civil service or other
Federal civilian employee pension

U Persons 40 years old or older receiving
retirement income

V .Not marked as a kind of retirement
income or not in universe based on
response to SC1362

1 .Marked as a kind of retirement income

D SC1370 1 1369

U.S. military retirement pay
(exclude payments from the Veterans
Administration)

U Persons 40 years old or older receiving
retirement income

V .Not marked as a kind of retirement
income or not in universe based on
response to SC1362

1 .Marked as a kind of retirement income

D SC1374 1 1370

State government pension

U Persons 40 years old or older receiving
retirement income

V .Not marked as a kind of retirement
income or not in universe based on
response to SC1362

1 .Marked as a kind of retirement income

D SC1376 1 1391

Local government pension

U Persons 40 years old or older receiving
retirement income

V .Not marked as a kind of retirement
income or not in universe based on

170

PERSON

DATA SIZE BEGIN

response to SC1362

1 .Marked as a kind of retirement income

D SC1378 1 1392

Other or don't know

U Persons 40 years old or older receiving retirement income

V D .Not marked as a kind of retirement income or not in universe based on response to SC1362

1 .Marked as a kind of retirement income

D SC1380 2 1393

What kind of retirement income; anything else

Codes from Income Source List (1-S6)

See appendix A-1

U Persons 40 years old or older receiving retirement income

V DD .Not in universe

D SC1382 1 1395

During this 4-month period did ... receive any regular income from a paid-up life insurance policy or any other annuities

U Persons 40 years old or older receiving retirement income

V D .Not in universe

1 .Yes

2 .No

D SC1384 1 1396

Check item R16

Is ... 70 years of age or over

U Persons 40 years old or older receiving retirement income

V D .Not in universe

1 .Yes - skip to SC1414

2 .No

D SC1386 1 1397

Does ... have a physical, mental, or other health condition which limits the kind or amount of work ... can do

U Persons 15-69 years old

V D .Not in universe

1 .Yes

2 .No - skip to SC1414

PERSON

DATA	SIZE	BEGIN
D SC1388	1	1398
During this 4-month period, did ... receive any income because of ...'s health condition or disability		
U Persons 15-69 years old		
V D .Not in universe		
1 .Yes		
2 .No - skip to SC1414		
*		*
*	The next 9 fields (SC1390 through	*
*	SC1402 and SC1406 through SC1410)	*
*	are possible answers to the question:	*
*		*
*	What kind of income (received because	*
*	of ...'s health condition or disability)	*
*		*
D SC1390	1	1399
U.S. government railroad retirement		
U Persons 15-69 years old with a health condition or disability		
V D .Not marked as a kind of income or not in universe based on response to SC1388		
1 .Marked as a kind of income		
D SC1394	1	1400
Worker's compensation		
U Persons 15-69 years old with a health condition or disability		
V D .Not marked as a kind of income or not in universe based on response to SC1388		
1 .Marked as a kind of income		
D SC1396	1	1401
Payments from a sickness, accident or disability insurance policy purchased on your own		
U Persons 15-69 years old with a health condition or disability		
V D .Not marked as a kind of income or not in universe based on response to SC1388		
1 .Marked as a kind of income		
D SC1398	1	1402
Pension from company or union		
U Persons 15-69 years old with a health		

PERSON

DATA	SIZE	BEGIN
condition or disability		
V 0		.Not marked as a kind of income or Not in universe based on response to SC1388
1		.Marked as a kind of income
D SC1400	1	1403
Federal civil service or other Federal civilian employee pension		
U		Persons 15-69 years old with a health condition or disability
V 0		.Not marked as a kind of income or not in universe based on response to SC1388
1		.Marked as a kind of income
D SC1402	1	1404
U.S. military retirement pay (exclude payments from the Veterans Administration)		
U		Persons 15-69 years old with a health condition or disability
V 0		.Not marked as a kind of income or not in universe based on response to SC1388
1		.Marked as a kind of income
D SC1406	1	1405
State government pension		
U		Persons 15-69 years old with a health condition or disability
V 0		.Not marked as a kind of income or not in universe based on response to SC1388
1		.Marked as a kind of income
D SC1408	1	1406
Local government pension		
U		Persons 15-69 years old with a health condition or disability
V 0		.Not marked as a kind of income or not in universe based on response to SC1388
1		.Marked as a kind of income
D SC1410	1	1407
Other or don't know		
U		Persons 15-69 years old with a health

DATA	SIZE	BEGIN
condition or disability		
V 0		.Not marked as a kind of income or not in universe based on response to SC1388
1		.Marked as a kind of income
D SC1412	2	1408
What kind of income		
Code from Income Source List (1-56)		
See appendix A-1		
U		Persons 15-69 years old with a health condition or disability
V 00		.Not in universe based on response to SC1388
D SC1414	1	1410
Check item R17		
What is ...'s marital status		
U		Persons 15 years old or older
V 0		.Not in universe
1		.Married - skip to SC1418
2		.Widowed - skip to SC1426
3		.Divorced
4		.Separated
5		.Never married - skip to SC1420
D SC1416	1	1411
Did ... receive any alimony during the 4-month period		
U		Persons 15 years old or older
V 0		.Not in universe
1		.Yes - skip to SC1420
2		.No - skip to SC1420
D SC1418	1	1412
Has ... ever been widowed or divorced		
U		Persons 15 years old or older
V 0		.Not in universe
1		.Widowed - skip to SC1426
2		.Divorced
3		.Both widowed and divorced
4		.No - skip to SC1458
D SC1420	1	1413
Check item R18		
Is ... the designated parent or guardian of children under 18 who live in this household		
U		Persons 15 years old or older

PERSON

DATA	SIZE	BEGIN	
V 0 .Not in universe			
1 .Yes			
2 .No - skip to SC1424			
D SC1422	1	1414	
Did ... receive any child support payments during this 4-month period			
U Persons 15 years old or older			
V 0 .Not in universe			
1 .Yes			
2 .No			
D SC1424	1	1415	
Check Item R19			
Is "both widowed and divorced" box marked in SC1418			
U Persons 15 years old or older			
V 0 .Not in universe			
1 .Yes			
2 .No - skip to SC1458			
D SC1426	1	1416	
During this 4-month period, did ... receive any pensions or annuities as a widow(er)			
U Persons 15 years old or older			
V 0 .Not in universe			
1 .Yes			
2 .No - skip to SC1458			
*			*
* The next 10 fields (SC1428 through			*
* SC1450) are possible answers to the			*
* questions:			*
*			*
* What kind of income was this (pensions			*
* or annuities received as a widow(er));			*
* anything else (SC1452)			*
*			*
D SC1428	1	1417	
U.S. government railroad retirement			
U Widowed persons 15 years old or older			
V 0 .Not marked as a kind of income or not in universe based on response to SC1426			
1 .Marked as a kind of income			
D SC1430	1	1418	
Veterans compensation or pension			

DATA	SIZE	BEGIN
U Widowed persons 15 years old or older		
V 0 .Not marked as a kind of income or not in universe based on response to SC1426		
1 .Marked as a kind of income		
D SC1434	1	1419
Pension from company or union		
U Widowed persons 15 years old or older		
V 0 .Not marked as a kind of income or not in universe based on response to SC1426		
1 .Marked as a kind of income		
D SC1436	1	1420
Federal civil service or other Federal civilian employee pension		
U Widowed persons 15 years old or older		
V 0 .Not marked as a kind of income or not in universe based on response to SC1426		
1 .Marked as a kind of income		
D SC1438	1	1421
U.S. military retirement pay (exclude payments from the Veterans Administration)		
U Widowed persons 15 years old or older		
V 0 .Not marked as a kind of income or not in universe based on response to SC1426		
1 .Marked as a kind of income		
D SC1442	1	1422
State government pension		
U Widowed persons 15 years old or older		
V 0 .Not marked as a kind of income or not in universe based on response to SC1426		
1 .Marked as a kind of income		
D SC1444	1	1423
Local government pension		
U Widowed persons 15 years old or older		
V 0 .Not marked as a kind of income or not in universe based on response to SC1426		
1 .Marked as a kind of income		

PERSON

DATA	SIZE	BEGIN
D SC1446	1	1424
Income from paid-up life insurance policies or annuities		
U Widowed persons 15 years old or older		
V D .Not marked as a kind of income or not in universe based on response to SC1426		
1 .Marked as a kind of income		
D SC1448	1	1425
Payments from estate or trust		
U Widowed persons 15 years old or older		
V D .Not marked as a kind of income or not in universe based on response to SC1426		
1 .Marked as a kind of income		
D SC1450	1	1426
Other or don't know		
U Widowed persons 15 years old or older		
V D .Not marked as a kind of income or not in universe based on response to SC1426		
1 .Marked as a kind of income		
D SC1452	2	1427
What kind of other pension or annuity income received as a widow(er); anything else. Code from Income Source List (1-56). See appendix A-1		
U Widowed persons 15 years old or older		
V DD .Not in universe based on response to SC1426		
D SC1454	1	1429
Check item R2D		
Is "veterans compensation or pension" marked in SC143D		
U Widowed persons 15 years old or older		
V D .Not in universe		
1 .Yes		
2 .No - skip to SC1458		
D SC1456	1	1430
Did ...'s late husband die while in the service or from a service-related injury		
U Widowed persons 15 years old or older		

PERSON

DATA	SIZE	BEGIN
* question:		*
* May I see ...'s Medicare card to		*
* record the claim number and type		*
* of coverage		*
*		*
D SC1468	1	1436
Type of coverage		
U Persons 65 years old or older and disabled persons 15-64 years old		
V 0 .Not in universe		
1 .Hospital only (type A) - skip to SC1474		
2 .Medical only (type B) - skip to SC1474		
3 .Both hospital and medical (type A and B) - skip to SC1474		
4 .Card not available		
D SC1470	1	1437
If I were to call later would you be able to provide ...'s Medicare number		
U Persons 65 years old or older and disabled persons 15-64 years old		
V 0 .Not in universe		
1 .Yes		
2 .No		
D SC1472	1	1438
Does ...'s Medicare help pay for doctor bills		
U Persons 65 years old or older and disabled persons 15-64 years old		
V 0 .Not in universe		
1 .Yes		
2 .No		
D SC1474	1	1439
Check item R23		
Is ... the designated parent or guardian of children under 18 who live in this household		
U Persons 15 years old or older		
V 0 .Not in universe		
1 .Yes - skip to SC1478		
2 .No		

PERSON

DATA	SIZE	BEGIN
D SC1476	1	1440
Check item R24		
Is ... 16 years of age or over		
U Persons 16 years old or older		
V D .Not in universe		
1 .Yes		
2 .No - skip to SC1536		
D SC1478	1	1441
Check item R25		
Is ISS code "27" (Food Stamps)		
listed in the income roster		
(SC1252 through SC1283)		
U Persons 15 years old or older		
V D .Not in universe		
1 .Yes - skip to SC1482		
2 .No		
D SC1480	1	1442
Was ... authorized to receive food		
stamps at any time during the 4 -		
month period		
U Persons 15 years old or older		
V D .Not in universe		
1 .Yes		
2 .No		
D SC1482	1	1443
Check Item R26		
Interview status of ...'s spouse .		
U Persons 15 years old or older		
V D .Not in universe		
1 .No spouse in household		
2 .Interview for spouse not yet		
conducted		
3 .Interview for spouse already		
conducted - skip to SC1500		
D SC1484	1	1444
During the 4-month period, did ...		
receive any welfare such as AFDC,		
WIC, or general assistance (for ...		
or ...'s children)		
U Persons 15 years old or older		
V D .Not in universe		
1 .Yes		
2 .No - skip to SC1500		
*		*
* The next 5 fields (SC1486 through *		

PERSON

DATA	SIZE	BEGIN
* SC1496) are possible answers to * the questions: * * What kind of welfare did ... * receive; anything else (SC1496) *		* * * * *
D SC1486 AFDC	1	1445
U Persons 15 years old or older and their dependents meeting eligibility requirements		
V D .Not marked as a kind of welfare or not in universe based on response to SC1484		
1 .Marked as a kind of welfare		
D SC1488	1	1446
General assistance or general relief		
U Persons 15 years old or older and their dependents meeting eligibility requirements		
V D .Not marked as a kind of welfare or not in universe based on response to SC1484		
1 .Marked as a kind of welfare		
D SC1492	1	1447
Foster child care		
U Persons 15 years old or older and their dependents meeting eligibility requirements		
V D .Not marked as a kind of welfare or not in universe based on response to SC1484		
1 .Marked as a kind of welfare		
D SC1494	1	1448
WIC		
U Persons 15 years old or older and their dependents meeting eligibility requirements		
V D .Not marked as a kind of welfare or Not in universe based on response to SC1484		
1 .Marked as a kind of welfare		
D SC1496	1	1449
Other or don't know		

PERSON

DATA	SIZE	BEGIN
U Persons 15 years old or older and their dependents meeting eligibility requirements		
V 0 .Not marked as a kind of welfare or not in universe based on response to SC1484		
1 .Marked as a kind of welfare		
D SC1498	2	1450
What kind of welfare did ... receive; anything else. Code from Income Source List (1-56). See appendix A-1		
U Persons 15 years old or older and their dependents meeting eligibility requirements		
V 00 .Not in universe		
D SC1500	1	1452
Check item R27		
Is "Medicaid" marked for ... on control card item 47		
U Persons 15 years old or older		
V 0 .Not in universe		
1 .Yes - skip to SC1504		
2 .No		
D SC1502	1	1453
During the 4-month period was ... covered by Medicaid or other public assistance program that pays for medical care		
U Persons 15 years old or older and their dependents meeting eligibility requirements		
V 0 .Not in universe		
1 .Yes - skip to 1506		
2 . No - skip to 1506		
D SC1504	1	1454
Was ... covered by Medicaid during any time during the 4-month period		
U Persons 15 years old or older and their dependents meeting eligibility requirements		
V 0 .Not in universe		
1 .Yes		
2 .No		
D SC1506	1	1455
Check item R28		

PERSON

DATA	SIZE	BEGIN
Is ... the designated parent or guardian of children under 18 who live in this household		
U Persons 15 years old or older and their dependents meeting eligibility requirements		
V 0 .Not in universe		
1 .Yes		
2 .No - skip to SC1524		
D SC150B	1	1456
Were any of ...'s children under 18 covered by Medicaid		
U Persons 15 years old or older and their dependents meeting eligibility requirements		
V 0 .Not in universe		
1 .Yes		
2 .No - skip to SC1524		
D SC151D	2	1457
How many of ...'s children under 18 were covered by Medicaid		
U Persons 15 years old or older and their dependents meeting eligibility requirements		
V -5 .All children		
00 .Not in universe; some children covered		
*		*
* The next 5 fields (SC1512 through	*	*
* SC1520) are possible answers to	*	*
* the question:	*	*
* Which children were covered	*	*
* Note: No person numbers are listed	*	*
* here if "all" children are indicated	*	*
* in SC151D	*	*
*		*
D SC1512	3	1459
Person no. = 101-199		
U Children under 18 years old		
V 000 .Not in universe		
D SC1514	3	1462
Person no. = 101-199		
U Children under 18 years old		
V 000 .Not in universe		

PERSON

DATA	SIZE	BEGIN
D SC1516	3	1465
Person no. = 101-199		
U Children under 18 years old		
V 000 .Not in universe		
D SC1518	3	1468
Person no. = 101-199		
U Children under 18 years old		
V 000 .Not in universe		
D SC1520	3	1471
Person no. = 101-199		
U Children under 18 years old		
V 000 .Not in universe		
D SC1524	1	1474
Check Item R29		
Was ... or ...'s children covered		
by Medicaid		
U Persons 15 years old or older		
V 0 .Not in universe		
1 .Yes		
2 .No - skip to SC1536		
D SC1526	1	1475
Was (.../(and)...) 's children)		
covered during the entire 4-month		
period		
U Persons 15 years old or older and		
their dependents meeting eligibility		
requirements		
V 0 .Not in universe		
1 .Yes - skip to SC1536		
2 .No		
*		*
*	The next 4 fields (SC1528 through	*
*	SC1534) are possible answers to the	*
*	question:	*
*		*
*	In which months (1-4) was .../(and)	*
*	... 's children) covered	*
*		*
		*
D SC1528	1	1476
Last month		
U Persons 15 years old or older and		
their dependents meeting eligibility		
requirements		
V 0 .Not marked as a month covered or		

184

PERSON

DATA SIZE BEGIN

not in universe based on response
to SC1526

1 .Marked as a month covered

D SC1530 1 1477

2 months ago

U Persons 15 years old or older and
their dependents meeting eligibility
requirements

V D .Not marked as a month covered or
not in universe based on response
to SC1526

1 .Marked as a month covered

D SC1532 1 1478

3 months ago

U Persons 15 years old or older and
their dependents meeting eligibility
requirements

V D .Not marked as a month covered or
not in universe based on response
to SC1526

1 .Marked as a month covered

D SC1534 1 1479

4 months ago

U Persons 15 years old or older and
their dependents meeting eligibility
requirements

V D .Not marked as a month covered or
not in universe based on response
to SC1526

1 .Marked as a month covered

D SC1536 1 1480

During the 4-month period, did ...
have group or individual health
insurance in ...'s own name

U Persons 15 years old or older

V D .Not in universe

1 .Yes - skip to SC1538

2 .No

D SC1537 1 1481

Was ... covered by a health insurance
plan in somebody else's name

U Persons 15 years old or older

V D .Not in universe

DATA	SIZE	BEGIN
1 .Yes - skip to SC1568		
2 .No - skip to SC1568		
D SC1538	1	1482
Did ... have this health insurance plan during the entire 4-month period		
U Persons 15 years old or older		
V 0 .Not in universe		
1 .Yes - skip to SC1548		
2 .No		
*		*
* The next 4 fields (SC1540 through		*
* SC1546) are possible answers to the		*
* question:		*
*		*
* In which months (1-4) did ... have		*
* the plan		*
*		*
D SC1540	1	1483
Last month		
U Persons 15 years old or older		
V 0 .Not marked as a month with the		
plan or not in universe based on response to SC1538		
1 .Marked as a month with the plan		
D SC1542	1	1484
2 months ago		
U Persons 15 years old or older		
V 0 .Not marked as a month with the		
plan or not in universe based on response to SC1538		
1 .Marked as a month with the plan		
D SC1544	1	1485
3 months ago		
U Persons 15 years old or older		
V 0 .Not marked as a month with the		
plan or not in universe based on response to SC1538		
1 .Marked as a month with the plan		
D SC1546	1	1486
4 months ago		
U Persons 15 years old or older		
V 0 .Not marked as a month with the		
plan or not in universe based		

PERSON

DATA	SIZE	BEGIN
------	------	-------

on response to SC1538

1 .Marked as a month with the plan

D SC1548 1 1487

Did ... have a health plan
provided through an employer or
union (or through a former
employer or a pension plan)

U Persons 15 years old or older

V 0 .Not in universe

1 .Yes

2 .No - skip to SC1552

D SC1550 1 1488

Did the employer or union (former
employer or pension plan) pay for
part or all of the cost of this plan

U Persons 15 years old or older

V 0 .Not in universe

1 .All

2 .Part

3 .None

D SC1552 1 1489

Was this an individual plan or a
family plan

U Persons 15 years old or older

V 0 .Not in universe

1 .Individual - skip to SC1568

2 .Family

D SC1554 1 1490

Did ...'s health plan cover all the
persons living here

U Persons 15 years old or older

V 0 .Not in universe

1 .Yes - skip to SC1588

2 .No

```

*
* The next 5 fields (SC1556 through *
* SC1564) are possible answers to the *
* question: *
* *
* Other than ... which persons in *
* this household were covered by *
* ... 's plan *
* *
* Note: No person numbers appear if *
```


PERSON

DATA	SIZE	BEGIN
* plan covers all persons living here *		
* * *		
D SC1556	3	1491
Person no. = 101-999		
U All persons, including children		
V 000 .Not in universe		
D SC1558	3	1494
Person no. = 101-999		
U All persons, including children		
V 000 .Not in universe		
D SC1560	3	1497
Person no. = 101-999		
U All persons, including children		
V 000 .Not in universe		
D SC1562	3	1500
Person no. = 101-999		
U All persons, including children		
V 000 .Not in universe		
D SC1564	3	1503
Person no. = 101-999		
U All persons, including children		
V 000 .Not in universe		
D SC1566	2	1506
Other than ... which persons in this household were covered by ... 's plan. Range = -3,0		
U Persons 15 years old or older		
V -3 .No one else covered		
00 .Not in universe; some others covered		
D SC1568	1	1508
Check item R30		
Is ... the designated parent or guardian of children under 18 who live in this household		
U Persons 15 years old or older		
V 0 .Not in universe		
1 .Yes		
2 .No - skip to SC1588		
D SC1570	2	1509
Check item R31		
Have each of these children already		

PERSON

DATA	SIZE	BEGIN
been identified as members of a family health insurance plan		
U		Persons 15 years old or older
V	-1	.DK - skip to SC1574 through SC1586
	00	.Not in universe
	01	.Yes
	02	.No - skip to SC1574 through SC1586
D	SC1572	1 1511
I have recorded that all of ...'s children were covered by a health insurance plan - is that correct		
U		Persons 15 years old or older
V	0	.Not in universe
	1	.Yes- skip to SC1588
	2	.No
D	SC1574	2 1512
How many of ...'s children were covered by a health insurance plan		
U		Persons 15 years old or older
V	-5	.All children - skip to SC1588
	00	.Not in universe; some children covered
*		*
*		The next 5 fields (SC1576 through SC1584) are possible answers to the question:
*		*
*		*
*		Are any of (which of) ...'s children were covered by a health insurance plan
*		*
*		*
*		Note: No person numbers appear if "all" children are indicated in SC1574
*		*
*		*
D	SC1576	3 1514
Person no. = 101-999		
U		Children under 18 years old
V	000	.Not in universe
D	SC1578	3 1517
Person no. = 101-999		
U		Children under 18 years old
V	000	.Not in universe
D	SC1580	3 1520
Person no. = 101-999		

PERSON

DATA	SIZE	BEGIN
U Children under 18 years old V 000 .Not in universe		
D SC1582 Person no. = 101-999	3	1523
U Children under 18 years old V 000 .Not in universe		
D SC1584 Person no. = 101-999	3	1526
U Children under 18 years old V 000 .Not in universe		
D SC1586 Are any of (which of) ... 's children were covered by a health insurance plan	2	1529
U Persons 15 years old or older V -3 .No children covered 00 .Not in universe; some children covered		
D SC1588 Check item R32 Are any assets listed in the asset roster	1	1531
U Persons 15 years old or older V 0 .Not in universe 1 .Yes 2 .No - skip to SC1622		
D SC1589 The last time we obtained information, ... had received ... assets during (8 months ago) through (5 months ago). Was this information recorded correctly	1	1532
U Persons 15 years old or older V 0 .Not in universe 1 .Yes 2 .No		
D SC1590 Asset code Code from Income Source List. See appendix A-1	3	1533
U Persons 15 years old or older V 000 .Not in universe		
D SC1592 In this reference period, did ...	1	1536

190

PERSON

DATA SIZE BEGIN

still own (have) ... asset indicated
in SC1590

U Persons 15 years old or older

V 0 .Not in universe

1 .Yes

2 .No

D SC1593 1 1537

In the previous reference period,
did ... still own (have) ... asset
indicated in SC1590

U Persons 15 years old or older

V 0 .Not in universe

1 .Should not have been listed

2 .Was not listed; should have been

D SC1594 3 1538

Asset code.
Code from Income Source List
See appendix A-1

U Persons 15 years old or older

V 000 .Not in universe

D SC1596 1 1541

In this reference period, did ...
still own (have) ... asset indicated
in SC1594

U Persons 15 years old or older

V 0 .Not in universe

1 .Yes

2 .No

D SC1597 1 1542

In the previous reference period,
did ... still own (have) ... asset
indicated in SC1594

U Persons 15 years old or older

V 0 .Not in universe

1 .Should not have been listed

2 .Was not listed; should have been

D SC1598 3 1543

Asset code
Code from Income Source List
See appendix A-1

U Persons 15 years old or older

V 000 .Not in universe

PERSON

DATA	SIZE	BEGIN
D SC1600	1	1546
In this reference period, did ... still own (have) ... asset indicated in SC1598		
U Persons 15 years old or older		
V 0 .Not in universe		
1 .Yes		
2 .No		
D SC1601	1	1547
In the previous reference period, did ... still own (have) ... asset indicated in SC1598		
U Persons 15 years old or older		
V 0 .Not in universe		
1 .Should not have been listed		
2 .Was not listed; should have been		
D SC1602	3	1548
Asset code Code from Income Source List. See appendix A-1		
U Persons 15 years old or older		
V 000 .Not in universe		
D SC1604	1	1551
In this reference period, did ... still own (have) ... asset indicated in SC1602		
U Persons 15 years old or older		
V 0 .Not in universe		
1 .Yes		
2 .No		
D SC1605	1	1552
In the previous reference period, did ... still own (have) ... asset indicated in SC1602		
U Persons 15 years old or older		
V 0 .Not in universe		
1 .Should not have been listed		
2 .Was not listed; should have been		
D SC1606	3	1553
Asset code Code from Income Source List. See appendix A-1		
U Persons 15 years old or older		
V 000 .Not in universe		

PERSON

DATA	SIZE	BEGIN
D SC1606	1	1956
In this reference period, did ... still own (have) ... asset indicated in SC1606		
U Persons 15 years old or older		
V 0 .Not in universe		
1 .Yes		
2 .No		
D SC1609	1	1957
In the previous reference period, did ... still own (have) ... asset indicated in SC1606		
U Persons 15 years old or older		
V 0 .Not in universe		
1 .Should not have been listed		
2 .Was not listed; should have been		
D SC1610	3	1958
Asset code		
Code from Income Source List.		
See appendix A-1		
U Persons 15 years old or older		
V 000 .Not in universe		
D SC1612	1	1961
In this reference period, did ... still own (have) ... asset indicated in SC1610		
U Persons 15 years old or older		
V 0 .Not in universe		
1 .Yes		
2 .No		
D SC1613	1	1962
In the previous reference period, did ... still own (have) ... asset indicated in SC1610		
U Persons 15 years old or older		
V 0 .Not in universe		
1 .Should not have been listed		
2 .Was not listed; should have been		
D SC1614	3	1963
Asset code		
Code from Income Source List.		
See appendix A-1		
U Persons 15 years old or older		
V 000 .Not in universe		

PERSON

DATA	SIZE	BEGIN
D SC1616	1	1566
In this reference period, did ... still own (have) ... asset indicated in SC1614		
U Persons 15 years old or older		
V D .Not in universe		
1 .Yes		
2 .No		
D SC1617	1	1567
In the previous reference period, did ... still own (have) ... asset indicated in SC1614		
U Persons 15 years old or older		
V D .Not in universe		
1 .Should not have been listed		
2 .Was not listed; should have been		
D SC1618	3	1568
Asset code		
Code from Income Source List.		
See appendix A-1		
U Persons 15 years old or older		
V DDD .Not in universe		
D SC1620	1	1571
In this reference period, did ... still own (have) ... asset indicated in SC1618		
U Persons 15 years old or older		
V D .Not in universe		
1 .Yes		
2 .No		
D SC1621	1	1572
In the previous reference period, did ... still own (have) ... asset indicated in SC1618		
U Persons 15 years old or older		
V D .Not in universe		
1 .Should not have been listed		
2 .Was not listed; should have been		
D SC1622	2	1573
During the 4-month period did ... have any (other) kinds of assets which earn interest or bring in money, such as the ones shown on this flashcard		

PERSON

DATA	SIZE	BEGIN
U Persons 15 years old or older		
V -1 .DK - skip to SC1656		
-2 .REF - skip to SC1656		
00 .Not in universe		
01 .Yes		
02 .No - skip to SC1656		
*		*
*	The next 14 fields (SC1626 through	*
*	SC1654) are possible answers to	*
*	the questions:	*
*		*
*	Which kinds of these assets did ...	*
*	own; any others	*
*		*
D SC1626	1	1575
Regular or passbook savings accounts		
U Persons 15 years old or older		
V 0 .Not marked as a kind of asset		
or not in universe based on		
response to SC1622		
1 .Marked as a kind of asset		
D SC1628	1	1576
Money market accounts		
U Persons 15 years old or older		
V 0 .Not marked as a kind of asset		
or not in universe based on		
response to SC1622		
1 .Marked as a kind of asset		
D SC1630	1	1577
Certificates of deposit or other		
savings certificates		
U Persons 15 years old or older		
V 0 .Not marked as a kind of asset		
or not in universe based on		
response to SC1622		
1 .Marked as a kind of asset		
D SC1632	1	1578
NOW, Super NOW, or other		
interest-earning checking		
accounts		
U Persons 15 years old or older		
V 0 .Not marked as a kind of asset		
or not in universe based on		
response to SC1622		
1 .Marked as a kind of asset		

PERSON

DATA	SIZE	BEGIN
D SC1636	1	1579
Money market funds		
U Persons 15 years old or older		
V 0 .Not marked as a kind of asset or not in universe based on response to SC1622		
1 .Marked as a kind of asset		
D SC1638	1	1580
U.S. government securities		
U Persons 15 years old or older		
V 0 .Not marked as a kind of asset or not in universe based on response to SC1622		
1 .Marked as a kind of asset		
D SC1640	1	1581
Municipal or corporate bonds		
U Persons 15 years old or older		
V 0 .Not marked as a kind of asset or Not in universe based on response to SC1622		
1 .Marked as a kind of asset		
D SC1642	1	1582
Mortgages		
U Persons 15 years old or older		
V 0 .Not marked as a kind of asset or not in universe based on response to SC1622		
1 .Marked as a kind of asset		
D SC1644	1	1583
U.S. savings bonds (E,EE)		
U Persons 15 years old or older		
V 0 .Not marked as a kind of asset or not in universe based on response to SC1622		
1 .Marked as a kind of asset		
D SC1646	1	1584
Other Interest earnings		
U Persons 15 years old or older		
V 0 .Not marked as a kind of asset or not in universe based on response to SC1622		
1 .Marked as a kind of asset		
D SC1648	1	1585
Stocks or mutual fund shares		

196

PERSON

DATA SIZE BEGIN

U Persons 15 years old or older
V 0 .Not marked as a kind of asset or
not in universe based on response
to SC1622
1 .Marked as a kind of asset

D SC1650 1 1586
Rental property

U Persons 15 years old or older
V 0 .Not marked as a kind of asset or
not in universe based on response
to SC1622
1 .Marked as a kind of asset

D SC1652 1 1587
Royalties

U Persons 15 years old or older
V 0 .Not marked as a kind of asset or
not in universe based on response
to SC1622
1 .Marked as a kind of asset

D SC1654 1 1588
Other financial investments

U Persons 15 years old or older
V 0 .Not marked as a kind of asset or
not in universe based on response
to SC1622
1 .Marked as a kind of asset

D SC1656 1 1589
Check item R33
Is ... 17 to 49 years of age

U Persons 15 years old or older
V 0 .Not in universe
1 .Yes
2 .No - skip to SC1694

D SC1658 1 1590
During the past 4 months did ...
attend school beyond the high
school level including a college,
university, or other school

U Persons 17-49 years old
V 0 .Not in universe
1 .Yes
2 .No - skip to SC1694

PERSON

DATA	SIZE	BEGIN
D SC1660	1	1591
Were any of ...'s educational expenses during the past 4 months paid for by the GI Bill, a Pell (BEOG) grant, a guaranteed or national direct student loan, or any other type of scholarship or grant		
U Persons 17-49 years old		
V 0 .Not in universe		
1 .Yes		
2 .No - skip to SC1692		
*		*
*	The next 9 fields (SC1662 through	*
*	SC1678) are possible answers to the	*
*	question:	*
*		*
*	What kind of educational assistance	*
*	did ... receive	*
*		*
D SC1662	1	1592
GI/VEAP benefits		
U Persons 17-49 years old receiving educational assistance		
V 0 .Not marked as a kind of educational assistance or not in universe based on response to SC1660		
1 .Marked as a kind of educational assistance		
D SC1664	1	1593
Pell grant(BEOG)		
U Persons 17-49 years old receiving educational assistance		
V 0 .Not marked as a kind of educational assistance or not in universe based on response to SC1660		
1 .Marked as a kind of educational assistance		
D SC1666	1	1594
Supplemental educational opportunity grant(SEOG)		
U Persons 17-49 years old receiving educational assistance		
V 0 .Not marked as a kind of educational assistance or not in universe based on response to SC1660		

PERSON

DATA	SIZE	BEGIN
------	------	-------

1	.Marked as a kind of educational assistance	
---	---	--

D SC1668	1	1595
	Other VA educational assistance programs	

U	Persons 17-49 years old receiving educational assistance	
---	--	--

V D	.Not marked as a kind of educational assistance or not in universe based on response to SC1660	
-----	--	--

1	.Marked as a kind of educational assistance	
---	---	--

D SC1670	1	1596
	Other scholarship, fellowship, or grant	

U	Persons 17-49 years old receiving educational assistance	
---	--	--

V D	.Not marked as a kind of educational assistance or not in universe based on response to SC1660	
-----	--	--

1	.Marked as a kind of educational assistance	
---	---	--

D SC1672	1	1597
	Employer assistance	

U	Persons 17-49 years old receiving educational assistance	
---	--	--

V D	.Not marked as a kind of educational assistance or not in universe based on response to SC1660	
-----	--	--

1	.Marked as a kind of educational assistance	
---	---	--

D SC1674	1	1598
	JTPA/CETA training allowance	

U	Persons 17-49 years old receiving educational assistance	
---	--	--

V D	.Not marked as a kind of educational assistance or not in universe based on response to SC1660	
-----	--	--

1	.Marked as a kind of educational assistance	
---	---	--

D SC1676	1	1599
----------	---	------

	Guaranteed student loan (GSL)	
--	-------------------------------	--

U	Persons 17-49 years old receiving	
---	-----------------------------------	--

DATA	SIZE	BEGIN
educational assistance		
V 0		.Not marked as a kind of educational Assistance or not in universe based on response to SC1660
1		.Marked as a kind of educational assistance
D SC1678	1	1600
National direct student loan (NSL)		
U		Persons 17-49 years old receiving educational assistance
V 0		.Not marked as a kind of educational assistance or not in universe based on response to SC1660
1		.Marked as a kind of educational assistance
D SC1680	1	1601
What kind of term system does ...'s school use - semester, trimester, quarter, or something else		
U		Persons 17-49 years old
V 0		.Not in universe
1		.Semester
2		.Trimester
3		.Quarter
4		.Other
D SC1682	4	1602
How much was ...'s total tuition and fees for the (semester/trimester/quarter/school term) Total tuition and fees = 1,3999.		
U		Persons 17-49 years old
V 0000		.Not in universe
4000		.4000 or more assistance
D SC1684	1	1606
Check item R34		
Is "Pell Grant (BEOG)" marked in SC1664		
U		Persons 17-49 years old receiving educational assistance
V 0		.Not in universe
1		.Yes
2		.No - skip to SC1688
D SC1688	1	1607
Check item R35		

200

PERSON

DATA SIZE BEGIN

Is SC1666, SC1668, SC1670, or SC1672
marked above.

U Persons 17-49 years old receiving
educational assistance

V D .Not in universe

1 .Yes

2 .No - skip to SC1692

D SC1690 4 1608

What was the total amount of ...'s
educational assistance for the
(semester/trimester/quarter/school
term)

Total amount = 1,3999.

U Persons 17-49 years old receiving
educational assistance

V D .Not in universe

4000 .4000 or more assistance

D SC1692 1 1612

Did ... participate in the
federally funded work-study program
at school at any time during the
past 4 months

U Persons 17-49 years old receiving
educational assistance

V D .Not in universe

1 .Yes

2 .No

D SC1694 1 1613

Check item R36

What is ...'s marital status

U Persons 15 years old or older

V D .Not in universe

1 .Married, spouse absent

2 .Other - skip to SC1698

D SC1696 1 1614

Is ...'s spouse in the Armed Forces

U Persons 15 years old or older, married
spouse absent

V D .Not in universe

1 .Yes

2 .No

D SC1698 1 1615

Check item R37

PERSON

DATA	SIZE	BEGIN
Are any income types, assets, or "worked" or "other educational assistance" marked on the ISS		
U		Persons 15 years old or older
V	0	.Not in universe
	1	.Yes
	2	.No - skip to SC1704
D	SC1700	1 1616
During the 4-month period ... received income from ...; is that correct		
U		Persons 15 years old or older
V	0	.Not in universe
	1	.Yes
	2	.No
D	SC1702	1 1617
Did ... receive income from any other source such as financial help from someone outside the household, payments from the government or anything else		
U		Persons 15 years old or older
V	0	.Not in universe
	1	.Yes - skip to SC1706 through SC1710
	2	.No - skip to SC1712
D	SC1704	1 1618
Did ... receive income from some source we have not covered		
U		Persons 15 years old or older
V	0	.Not in universe
	1	.Yes
	2	.No
*		*
*		The next 3 fields (SC1706 through SC1710) are possible answers to the questions:
*		*
*		*
*		What kind of income did ... receive; anything else
*		*
*		*
D	SC1706	3 1619
Code from Income Source List		
See appendix A-1		
U		Persons 15 years old or older
V	000	.Not in universe

PERSON

DATA	SIZE	BEGIN
D SC1708	3	1622
Code from Income Source List See appendix A.		
U Persons 15 years old or older		
V 000 .Not in universe		
D SC1710	3	1625
Code from Income Source List See appendix A.		
U Persons 15 years old or older		
V 000 .Not in universe		
D SC1712	1	1628
Check item E1 Is "worked" marked on 155		
U Persons 15 years old or older		
V 0 .Not in universe		
1 .Yes		
2 .No - skip to first 155 code		
D SC1714	1	1629
During the 4-month period was ... working for an employer or was ... self-employed		
U Persons 15 years old or older		
V 0 .Not in universe		
1 .Worked for employer only		
2 .Self-employed only		
3 .Both worked for employer and self-employed		
D SC1716	1	1630
How many different employers did .. work for during this 4-month period		
U Persons 15 years old or older		
V 0 .Not in universe		
1 .1 employer		
2 .2 employers		
3 .3 or more employers		
D SC1718	1	1631
Check item E2 Is "both worked for employer and self-employed" marked in SC1714		
U Persons 15 years old or older		
V 0 .Not in universe		
1 .Yes		
2 .No		

PERSON

DATA	SIZE	BEGIN
*		*
* Labor force and reciprocity		*
* imputation flags		*
*		*
D PP-IMP01	1	1632
Person imputation flag 01		
Imputation flag for field 'SC1002'		
V 0 .Not imputed		
1 .Imputed		
D PP-IMP02	1	1633
Person imputation flag 02		
Imputation flag for fields 'SC1004'		
through 'SC1040'		
V 0 .Not imputed		
1 .Imputed		
D PP-IMP03	1	1634
Person imputation flag 03		
Imputation flag for field 'SC1042'		
V 0 .Not imputed		
1 .Imputed		
D PP-IMP04	1	1635
Person imputation flag 04		
Imputation flag for field 'SC1044'		
V 0 .Not imputed		
1 .Imputed		
D PP-IMP05	1	1636
Person imputation flag 05		
Imputation flag for field 'SC1048'		
V 0 .Not imputed		
1 .Imputed		
D PP-IMP06	1	1637
Person imputation flag 06		
Imputation flag for field 'SC1050'		
V 0 .Not imputed		
1 .Imputed		
D PP-IMP07	1	1638
Person imputation flag 07		
Imputation flag for field 'SC1052'		
V 0 .Not imputed		
1 .Imputed		
D PP-IMP08	1	1639
Person imputation flag 08		

204

PERSON

DATA	SIZE	BEGIN
Imputation flag for field 'SC1054'		
V 0		.Not imputed
1		.Imputed
D PP-IMP09	1	1640
Person imputation flag 09		
Imputation flag for field 'SC1056'		
V 0		.Not imputed
1		.Imputed
D PP-IMP10	1	1641
Person imputation flag 10		
Imputation flag for field 'SC1058'		
V 0		.Not imputed
1		.Imputed
D PP-IMP11	1	1642
Person imputation flag 11		
Imputation flag for fields 'SC1060'		
through 'SC1096'		
V 0		.Not imputed
1		.Imputed
D PP-IMP12	1	1643
Person imputation flag 12		
Imputation flag for field 'SC1098'		
V 0		.Not imputed
1		.Imputed
D PP-IMP13	1	1644
Person imputation flag 13		
Imputation flag for fields 'SC1100'		
through 'SC1134'		
V 0		.Not imputed
1		.Imputed
D PP-IMP14	1	1645
Person imputation flag 14		
Imputation flag for field 'SC1136'		
V 0		.Not imputed
1		.Imputed
D PP-IMP15	1	1646
Person imputation flag 15		
Imputation flag for fields 'SC1138'		
through 'SC1172'		
V 0		.Not imputed
1		.Imputed

PERSON

DATA	SIZE	BEGIN
D PP-IMP16	1	1647
Person imputation flag 16		
Imputation flag for field 'SC1174'		
V 0	.Not imputed	
1	.Imputed	
D PP-IMP17	1	1648
Person imputation flag 17		
Imputation flag for field 'SC1176'		
V 0	.Not imputed	
1	.Imputed	
D PP-IMP18	1	1649
Person imputation flag 18		
Imputation flag for fields 'SC1178'		
through 'SC1214'		
V 0	.Not imputed	
1	.Imputed	
D PP-IMP19	1	1650
Person imputation flag 19		
Imputation flag for field 'SC1218'		
V 0	.Not imputed	
1	.Imputed	
D PP-IMP20	1	1651
Person imputation flag 20		
Imputation of 'SC1218'		
V 0	.Not imputed	
1	.Imputed	
D PP-IMP21	1	1652
Person imputation flag 21		
Imputation of 'SC1222'		
V 0	.Not imputed	
1	.Imputed	
D PP-IMP22	1	1653
Person imputation flag 22		
Imputation of 'SC1224'		
V 0	.Not imputed	
1	.Imputed	
D PP-IMP23	1	1654
Person imputation flag 23		
Imputation of 'SC1226'		
V 0	.Not imputed	
1	.Imputed	

206

PERSON

DATA	SIZE	BEGIN
D PP-IMP24	1	1656
Person imputation flag 24		
Imputation of 'SC1228'		
V 0 .Not imputed		
1 .Imputed		
D PP-IMP25	1	1656
Person imputation flag 25		
Imputation of 'SC1230'		
V 0 .Not imputed		
1 .Imputed		
D PP-IMP26	1	1657
Person imputation flag 26		
Imputation of 'SC1234'		
V 0 .Not imputed		
1 .Imputed		
D PP-IMP27	1	1658
Person imputation flag 27		
Imputation of 'SC1236'		
V 0 .Not imputed		
1 .Imputed		
D PP-IMP28	1	1659
Person imputation flag 28		
Imputation of 'SC1238'		
V 0 .Not imputed		
1 .Imputed		
D PP-IMP29	1	1660
Person imputation flag 29		
Imputation of 'SC1240'		
V 0 .Not imputed		
1 .Imputed		
D PP-IMP30	1	1661
Person imputation flag 30		
Imputation of 'SC1246'		
V 0 .Not imputed		
1 .Imputed		
D PP-IMP31	1	1662
Person imputation flag 31		
Imputation of 'SC1338'		
V 0 .Not imputed		
1 .Imputed		

PERSON

DATA	SIZE	BEGIN
D PP-IMP32	1	1663
Person imputation flag 32		
Imputation of 'SC1342'		
V 0	.Not imputed	
1	.Imputed	
D PP-IMP33	1	1664
Person imputation flag 33		
Imputation of 'SC1352'		
V 0	.Not imputed	
1	.Imputed	
D PP-IMP34	1	1665
Person imputation flag 34		
Imputation of 'SC1354'		
V 0	.Not imputed	
1	.Imputed	
D PP-IMP35	1	1666
Person imputation flag 35		
Imputation of 'SC1360'		
V 0	.Not imputed	
1	.Imputed	
D PP-IMP36	1	1667
Person imputation flag 36		
Imputation of 'SC1362'		
V 0	.Not imputed	
1	.Imputed	
D PP-IMP37	1	1668
Person imputation flag 37		
Imputation of 'SC1364' through		
'SC1380'		
V 0	.Not imputed	
1	.Imputed	
D PP-IMP38	1	1669
Person imputation flag 38		
Imputation of 'SC1382'		
V 0	.Not imputed	
1	.Imputed	
D PP-IMP39	1	1670
Person imputation flag 39		
Imputation of 'SC1386'		
V 0	.Not imputed	
1	.Imputed	

208

PERSON

DATA	SIZE	BEGIN
D PP-IMP40	1	1671
Person imputation flag 40		
Imputation of 'SC1388'		
V 0 .Not imputed		
1 .Imputed		
D PP-IMP41	1	1672
Person imputation flag 41		
Imputation of 'SC1390' through		
'SC1412'		
V 0 .Not imputed		
1 .Imputed		
D PP-IMP42	1	1673
Person imputation flag 42		
Imputation of 'SC1416'		
V 0 .Not imputed		
1 .Imputed		
D PP-IMP43	1	1674
Person imputation flag 43		
Imputation of 'SC1418'		
V 0 .Not imputed		
1 .Imputed		
D PP-IMP44	1	1675
Person imputation flag 44		
Imputation of 'SC1422'		
V 0 .Not imputed		
1 .Imputed		
D PP-IMP45	1	1676
Person imputation flag 45		
Imputation of 'SC1426'		
V 0 .Not imputed		
1 .Imputed		
D PP-IMP46	1	1677
Person imputation flag 46		
Imputation of 'SC1428' through		
'SC1452'		
V 0 .Not imputed		
1 .Imputed		
D PP-IMP47	1	1678
Person imputation flag 47		
Imputation of 'SC1456'		
V 0 .Not imputed		
1 .Imputed		

PERSON

DATA	SIZE	BEGIN
D PP-IMP48	1	1679
Person imputation flag 48		
Imputation of 'SC1462'		
V 0 .Not imputed		
1 .Imputed		
D PP-IMP49	1	1680
Person imputation flag 49		
Imputation of 'SC1472'		
V 0 .Not imputed		
1 .Imputed		
D PP-IMP50	1	1681
Person imputation flag 50		
Imputation of 'SC1480'		
V 0 .Not imputed		
1 .Imputed		
D PP-IMP51	1	1682
Person imputation flag 51		
Imputation of 'SC1484'		
V 0 .Not imputed		
1 .Imputed		
D PP-IMP52	1	1683
Person imputation flag 52		
Imputation of 'SC1486' through		
'SC1498'		
V 0 .Not imputed		
1 .Imputed		
D PP-IMP53	1	1684
Person imputation flag 53		
Imputation of 'SC1502'		
V 0 .Not imputed		
1 .Imputed		
D PP-IMP54	1	1685
Person imputation flag 54		
Imputation of 'SC1508'		
V 0 .Not imputed		
1 .Imputed		
D PP-IMP55	1	1686
Person imputation flag 55		
Imputation of 'SC1526'		
V 0 .Not imputed		
1 .Imputed		

210

PERSON

DATA	SIZE	BEGIN
D PP-IMP56	1	1687
Person imputation flag 56		
Imputation of 'SC1528' through 'SC1534'		
V 0	.Not imputed	
1	.Imputed	
D PP-IMP57	1	1688
Person imputation flag 57		
Imputation of 'SC1536'		
V 0	.Not imputed	
1	.Imputed	
D PP-IMP58	1	1689
Person imputation flag 58		
Imputation of 'SC1537'		
V 0	.Not imputed	
1	.Imputed	
D PP-IMP59	1	1690
Person imputation flag 59		
Imputation of 'SC1538'		
V 0	.Not imputed	
1	.Imputed	
D PP-IMP60	1	1691
Person imputation flag 60		
Imputation of 'SC1540' through 'SC1546'		
V 0	.Not imputed	
1	.Imputed	
D PP-IMP61	1	1692
Person imputation flag 61		
Imputation of 'SC1548'		
V 0	.Not imputed	
1	.Imputed	
D PP-IMP62	1	1693
Person imputation flag 62		
Imputation of 'SC1550'		
V 0	.Not imputed	
1	.Imputed	
D PP-IMP63	1	1694
Person imputation flag 63		
Imputation of 'SC1552'		
V 0	.Not imputed	
1	.Imputed	

PERSON

DATA	SIZE	BEGIN
D PP-IMP75	1	1675
Person imputation flag 75		
Imputation of 'SC1658'		
V 0		.Not imputed
1		.Imputed
D PP-IMP76	1	1676
Person imputation flag 76		
Imputation of 'SC1660'		
V 0		.Not imputed
1		.Imputed
D PP-IMP77	1	1677
Person imputation flag 77		
Imputation of 'SC1662' through		
'SC1678'		
V 0		.Not imputed
1		.Imputed
D PP-IMP78	1	1678
Person imputation flag 78		
Imputation of 'SC1680'		
V 0		.Not imputed
1		.Imputed
D PP-IMP79	1	1679
Person imputation flag 79		
Imputation of 'SC1682'		
V 0		.Not imputed
1		.Imputed
D PP-IMP80	1	1700
Person imputation flag 80		
Imputation of 'SC1686'		
V 0		.Not imputed
1		.Imputed
D PP-IMP81	1	1701
Person imputation flag 81		
Imputation of 'SC1690'		
V 0		.Not imputed
1		.Imputed
D PP-IMP82	1	1702
Person imputation flag 82		
Imputation of 'SC1692'		
V 0		.Not imputed
1		.Imputed

212

PERSON

DATA	SIZE	BEGIN
D PP-IMP83	1	1703
Person imputation flag 83		
Imputation of 'SC1696'		
V 0 .Not imputed		
1 .Imputed		
D PP-IMP84	1	1704
Person Imputation flag 84		
Imputation of 'SC0902'		
V 0 .Not imputed		
1 .Imputed		
D PP-IMP85	1	1705
Person Imputation flag 85		
Imputation of 'SC1254'		
V 0 .Not imputed		
1 .Imputed		
D PP-IMP86	1	1706
Person Imputation flag 86		
Imputation of 'SC1258'		
V 0 .Not imputed		
1 .Imputed		
D PP-IMP87	1	1707
Person Imputation flag 87		
Imputation of 'SC1262'		
V 0 .Not imputed		
1 .Imputed		
D PP-IMP88	1	1708
Person Imputation flag 88		
Imputation of 'SC1266'		
V 0 .Not imputed		
1 .Imputed		
D PP-IMP89	1	1709
Person Imputation flag 89		
Imputation of 'SC1270'		
V 0 .Not imputed		
1 .Imputed		
D PP-IMP90	1	1710
Person Imputation flag 90		
Imputation of 'SC1274'		
V 0 .Not imputed		
1 .Imputed		

DATA	SIZE	BEGIN
D PP-IMP91	1	1711
Person Imputation flag 91		
Imputation of 'SC1278'		
V 0 .Not imputed		
1 .Imputed		
D PP-IMP92	1	1712
Person Imputation flag 92		
Imputation of 'SC1282'		
V 0 .Not imputed		
1 .Imputed		
D PP-IMP93	1	1713
Person Imputation flag 93		
Imputation of 'SC1284'		
V 0 .Not imputed		
1 .Imputed		
D PP-IMP94	1	1714
Person Imputation flag 94		
Imputation of 'SC1286'		
through 'SC1294'		
V 0 .Not imputed		
1 .Imputed		
D PP-IMP95	1	1715
Person Imputation flag 95		
Imputation of 'SC1296'		
V 0 .Not imputed		
1 .Imputed		
D PP-IMP96	1	1716
Person Imputation flag 96		
Imputation of 'SC1298'		
through 'SC1322'		
V 0 .Not imputed		
1 .Imputed		
D PP-IMP97	1	1717
Person Imputation flag 97		
Imputation of 'SC1504'		
V 0 .Not imputed		
1 .Imputed		
D PP-IMP98	1	1718
Person Imputation flag 98		
Imputation of 'SC1592'		
V 0 .Not imputed		
1 .Imputed		

PERSON

DATA	SIZE	BEGIN
D PPIMP99	1	1719
Person Imputation flag 99		
Imputation of 'SC1596'		
V 0	.Not imputed	
1	.Imputed	
D PPIMP100	1	1720
Person Imputation flag 100		
Imputation of 'SC1600'		
V 0	.Not imputed	
1	.Imputed	
D PPIMP101	1	1721
Person Imputation flag 101		
Imputation of 'SC1604'		
V 0	.Not imputed	
1	.Imputed	
D PPIMP102	1	1722
Person Imputation flag 102		
Imputation of 'SC1608'		
V 0	.Not imputed	
1	.Imputed	
D PPIMP103	1	1723
Person Imputation flag 103		
Imputation of 'SC1612'		
V 0	.Not imputed	
1	.Imputed	
D PPIMP104	1	1724
Person Imputation flag 104		
Imputation of 'SC1616'		
V 0	.Not imputed	
1	.Imputed	
D PPIMP105	1	1725
Person Imputation flag 105		
Imputation of 'SC1620'		
V 0	.Not imputed	
1	.Imputed	
D PPIMP106	1	1726
Person Imputation flag 106		
Imputation of 'SC1622'		
V 0	.Not imputed	
1	.Imputed	

PERSON

DATA	SIZE	BEGIN
D PPIMP107	1	1727
Person Imputation flag 107		
Imputation of 'SC1626'		
V 0	.Not imputed	
1	.Imputed	
D PP-PRERT	1	1728
Rotation in which this person		
was interviewed before leaving		
another sample unit and joining		
this one		
U	Persons 15 years old and older	
D U-BRTHMN	2	1729
Preceded month of birth		
Control card item 24		
U	All persons, including children	
V -9	.Not answered	
D PP-FILL	10	1731
Blank filler		

WAGE/SALARY

DATA	SIZE	BEGIN
D WSSEQNUM	5	1
Sequence number of sample unit in which this record resides		
U All sample units		
D WS-RCTYP	2	6
Record type indicator		
U Persons 15 years old and older		
V 50 Wage and salary record		
D WS-RCSEQ	2	8
Record sequence number within sample unit and record type		
U Persons 15 years old and older		
D WS-ID	9	10
Identification number.		
Unique scrambled combination of the PSU (3) characters, segment (4) characters, and serial (2) characters) numbers of the original sample units.		
U Persons 15 years old and older		
D WS-WAVE	1	19
Wave of data collection		
U Persons 15 years old and older		
D WS-PINX	2	20
Index of the person record that 'owns' this wage and salary record		
U Persons 15 years old and older		
D WS-OCC	3	22
Edited and imputed 3-digit (1980 census) occupation code		
See Appendix A-4		
U Persons 15 years old and older		
D WS-IND	3	25
Edited and imputed 3-digit (1980 census) industry code		
See Appendix A-5		
U Persons 15 years old and older		
*		*
*	The next 12 fields contain	*
*	employment and earnings by	*
*	months 1-4	*
*		*

WAGE/SALARY

DATA	SIZE	BEGIN
* WS-EMP-1....4		*
* WS-REC-1....4		*
* WS-AMT-1....4		*
* WS-EMP-1	1	28
Number of weeks employed this month (1)		
U Persons 15 years old and older		
V 0 .None or not in universe if classwk = 6		
1 .1 week		
2 .2 weeks		
3 .3 weeks		
4 .4 weeks		
5 .5 weeks		
0 WS-EMP-2	1	29
Number of weeks employed this month (2)		
U Persons 15 years old and older		
V 0 .None or not in universe if classwk = 6		
1 .1 week		
2 .2 weeks		
3 .3 weeks		
4 .4 weeks		
5 .5 weeks		
0 WS-EMP-3	1	30
Number of weeks employed this month (3)		
U Persons 15 years old and older		
V 0 .None or not in universe if classwk = 6		
1 .1 week		
2 .2 weeks		
3 .3 weeks		
4 .4 weeks		
5 .5 weeks		
0 WS-EMP-4	1	31
Number of weeks employed this month (4)		
U Persons 15 years old and older		
V 0 .None or not in universe if classwk = 6		
1 .1 week		
2 .2 weeks		

WAGE/SALARY

DATA	SIZE	BEGIN
3 .3 weeks		
4 .4 weeks		
5 .5 weeks		
D WS-REC-1	1	32
Were earnings received this month (1)		
U Persons 15 years old and older		
V 0 .Not in universe		
1 .Yes		
2 .No		
D WS-REC-2	1	33
Were earnings received this month (2)		
U Persons 15 years old and older		
V 0 .Not in universe		
1 .Yes		
2 .No		
D WS-REC-3	1	34
Were earnings received this month (3)		
U Persons 15 years old and older		
V 0 .Not in universe		
1 .Yes		
2 .No		
D WS-REC-4	1	35
Were earnings received this month (4)		
U Persons 15 years old and older		
V 0 .Not in universe		
1 .Yes		
2 .No		
D WS-AMT-1	5	36
What is the dollar amount of the earnings from this job for this month (1). Range = 0,33332.		
U Persons 15 years old and older		
D WS-AMT-2	5	41
What is the dollar amount of the earnings from this job for this month (2). Range = 0,33332.		
U Persons 15 years old and older		

WAGE/SALARY

DATA	SIZE	BEGIN
D WS-AMT-3	5	46
What is the dollar amount of the earnings from this job for this month (3). Range = 0,33332.		
U Persons 15 years old and older		
D WS-AMT-4	5	51
What is the dollar amount of the earnings from this job for this month (4). Range = 0,33332.		
U Persons 15 years old and older		
D SC2002	1	56
Check item E3.		
Enter employer I.D. number from control card item 42; or if a new employer, enter next available number. Employer ID number = 1-9		
U Persons 15 years old and older		
V 0 .Not answered		
D SC2012	1	57
Was ... an employee of ...		
U Persons 15 years old and older		
V 0 .Not answered		
1 .A private company or individual		
2 .Federal government (exclude Armed Forces)		
3 .State government		
4 .Local government		
5 .Armed forces		
6 .Unpaid in family business or farm		
D SC2014	1	58
Was ... employed by ... during the month period		
U Persons 15 years old and older		
V 0 .Not in universe		
1 .Yes - skip to SC2024		
2 .No		
*		*
*	The next 4 fields (SC2016 through	*
*	SC2022) are possible answers to the	*
*	question:	*
*		*
*	When was ... employed by ... during	*
*	this 4-month period (month & day)	*
*		*

220

WAGE/SALARY

DATA	SIZE	BEGIN
D SC2016	2	59
"From" month (1-12)		
U Persons 15 years old and older		
V 00 .Not in universe		
D SC2018	2	61
"From" day (1-31)		
U Persons 15 years old and older		
V 00 .Not in universe		
D SC2020	2	63
"To" month (1-12)		
U Persons 15 years old and older		
V 00 .Not in universe		
D SC2022	2	65
"To" day (1-31)		
U Persons 15 years old and older		
V 00 .Not in universe		
D SC2024	2	67
How many hours per week did ...		
usually work at this job		
Hours = 1.99.		
U Persons 15 years old and older		
V -3 .None		
00 .Not in universe		
D SC2026	1	69
Was ... paid by the hour on this		
job		
U Persons 15 years old and older		
V 0 .Not in universe		
1 .Yes		
2 .No - skip to SC2030		
D SC2028	4	70
What was ...'s regular hourly pay		
rate (\$52 maximum) at the end		
of ... Range = 0,5200. Two		
implied decimals.		
U Persons 15 years old and older		
V 0000 .Not in universe		
D SC2030	1	74
During the 4-month period how often		
was ... paid on this job		
U Persons 15 years old and older		

WAGE/SALARY

DATA	SIZE	BEGIN
V 0 .Not in universe		
1 .Once a week		
2 .Once each 2 weeks		
3 .Once a month		
4 .Twice a month		
5 .Some other way		*
*		*
* The next 4 fields (SC2032 through		*
* SC2038) contain income amounts		*
* before tax deduction		*
*		*
D SC2032	5	75
What was the total amount of pay that ... received before deductions on this job last month. In dollars. Range = -3,33332.		
U Persons 15 years old and older		
V -0003 .None		
00000 .Not in universe		
D SC2034	5	80
What was the total amount of pay that ... received before deductions on this job 2 months ago. In dollars. Range = -3,33332.		
U Persons 15 years old and older		
V -0003 .None		
00000 .Not in universe		
D SC2036	5	85
What was the total amount of pay that ... received before deductions on this job 3 months ago. In dollars. Range = -3,33332.		
U Persons 15 years old and older		
V -0003 .None		
00000 .Not in universe		
D SC2038	5	90
What was the total amount of pay that ... received before deductions on this job 4 months ago. In dollars. Range = -3,33332.		
U Persons 15 years old and older		
V -0003 .None		
00000 .Not in universe		
D SC2040	1	95
Check item E4		

222

WAGE/SALARY

DATA SIZE BEGIN

Is "DK" marked in all parts of
SC2032 through SC2038.

U Persons 15 years old and older

V 0 .Not in universe

1 .Yes

2 .No

D SC2042 1 96

If we were to call back later would
you (or ...) be able to provide us
with the amounts of pay ...
received in each of these months

U Persons 15 years old and older

V 0 .Not in universe

1 .Yes

2 .No

* *
* Wage and salary imputation flags *
* *

D WS-IMP01 1 97

Wage and salary imputation flag 1
Imputation of field 'WS-OCC'

V 0 .Not imputed

1 .Imputed

D WS-IMP02 1 98

Wage and salary imputation flag 2
Imputation of field 'WS-IND'

V 0 .Not imputed

1 .Imputed

D WS-IMP03 1 99

Wage and salary imputation flag 3
Imputation of field 'SC2012'

V 0 .Not imputed

1 .Imputed

D WS-IMP04 1 100

Wage and salary imputation flag 4
Imputation of field 'SC2026'

V 0 .Not imputed

1 .Imputed

D WS-IMP05 1 101

Wage and salary imputation flag 5
Imputation of field 'SC2028'

V 0 .Not imputed

1 .Imputed

WAGE/SALARY

DATA	SIZE	BEGIN
D WS-IMP06	1	102
Wage and salary imputation flag 6		
Imputation of field 'SC2030'		
V 0	.Not imputed	
1	.Imputed	
D WS-CAL01	1	103
Field 'SC2032' was calculated		
V 0	.Not calculated	
1	.Imputed input	
2	.No imputed input	
D WS-CAL02	1	104
Field 'SC2034' was calculated		
V 0	.Not calculated	
1	.Imputed input	
2	.No imputed input	
D WS-CAL03	1	105
Field 'SC2036' was calculated		
V 0	.Not calculated	
1	.Imputed input	
2	.No imputed input	
D WS-CAL04	1	106
Field 'SC2038' was calculated		
V 0	.Not calculated	
1	.Imputed input	
2	.No imputed input	
D WS-PERID	5	107
Along with PSU/SEG/SER, identifies		
the person to which this record		
belongs.		
Digits 1-2 are entry address ID.		
Digits 3-5 are edited person number.		
D WS-FILL	1629	112
Blank filler		

SELF-EMPLOYMENT

DATA	SIZE	BEGIN
D SESEQNUM	5	1
Sequence number of sample unit in which this record resides		
U All sample units		
D SE-RCTYP	2	6
Record type indicator		
U Persons 15 years old and older		
V 60 .Self-employment record		
D SE-RCSEQ	2	8
Record sequence number within sample unit and record type		
U Persons 15 years old and older		
D SE-ID	9	10
Identification number, Unique scrambled combination of the PSU (3 characters), segment (4 characters), and serial (2 characters) numbers of the original sample address.		
U Persons 15 years old and older		
D SE-WAVE	1	19
Wave of data collection		
U Persons 15 years old and older		
D SE-PINX	2	20
Index of person record that 'owns' this self-employment record		
U Persons 15 years old and older		
D SE-OC	3	22
Edited and imputed 3-digit (1980 census) occupation code See Appendix A-4		
U Persons 15 years old and older		
D SE-IND	3	25
Edited and imputed 3-digit (1980 census) industry code See Appendix A-5		
U Persons 15 years old and older		
*		*
*	The next 12 fields contain	*
*	business income by months 1-4	*
*		*
*	SE-WWB-1...4	*

SELF-EMPLOYMENT

DATA	SIZE	BEGIN
* SE-REC-1....4		*
* SE-AMT-1....4		*
*		*
D SE-WWB-1	1	28
Weeks with business this month (2).		
U Persons 15 years old and older		
V 0 .None		
1 .1 week		
2 .2 weeks		
3 .3 weeks		
4 .4 weeks		
5 .5 weeks		
D SE-WWB-2	1	29
Weeks with business this month (2).		
U Persons 15 years old and older		
V 0 .None		
1 .1 week		
2 .2 weeks		
3 .3 weeks		
4 .4 weeks		
5 .5 weeks		
D SE-WWB-3	1	30
Weeks with business this month (3).		
U Persons 15 years old and older		
V 0 .None		
1 .1 week		
2 .2 weeks		
3 .3 weeks		
4 .4 weeks		
5 .5 weeks		
D SE-WWB-4	1	31
Weeks with business this month (4).		
U Persons 15 years old and older		
V 0 .None		
1 .1 week		
2 .2 weeks		
3 .3 weeks		
4 .4 weeks		
5 .5 weeks		
D SE-REC-1	1	32
Did this person receive income from this business this month (1)		
U Persons 15 years old and older		
V 0 .Not in universe		

SELF-EMPLOYMENT

DATA	SIZE	BEGIN
------	------	-------

1 .Yes

2 .No

D SE-REC-2 1 33

Did this person receive income from
this business this month (2)

U Persons 15 years old and older

V 0 .Not in universe

1 .Yes

2 .No

D SE-REC-3 1 34

Did this person receive income from
this business this month (3)

U Persons 15 years old and older

V 0 .Not in universe

1 .Yes

2 .No

D SE-REC-4 1 35

Did this person receive income from
this business this month (4)

U Persons 15 years old and older

V 0 .Not in universe

1 .Yes

2 .No

D SE-AMT-1 5 36

Amount of income received this
month (1). In dollars.

Range = 0,33332.

U Persons 15 years old and older

D SE-AMT-2 5 41

Amount of income received this
month (2). In dollars.

Range = 0,33332.

U Persons 15 years old and older

D SE-AMT-3 5 46

Amount of income received this
month (3). In dollars.

Range = 0,33332.

U Persons 15 years old and older

D SE-AMT-4 5 51

Amount of income received this
month (4). In dollars.

SELF-EMPLOYMENT

DATA	SIZE	BEGIN
------	------	-------

Range = 0,33332.

U Persons 15 years old and older

D SC2202 1 56

Check item S1.

Enter business I.D. number from control card item 43, or if a new business, enter next available number. Business ID number = 1-9

U Persons 15 years old and older

V 0 .Not answered

D SC2212 2 57

How many hours per week did ... usually work at this business
Total hours = 1,99.

U Persons 15 years old and older

V -3.None

D SC2214 1 59

Do you think that the gross earnings of this business will be \$1,000 or more during the next 12 months

U Persons 15 years old and older

V 0 .Not in universe

1 .Yes

2 .No - skip to SC2260

D SC2216 1 60

Check item S2

Have questions SC2218 through SC2230 already been answered for this business by another household member

U Persons 15 years old and older

V 0 .Not in universe

1 .Yes - skip to SC2232

2 .No

D SC2218 1 61

What was the total number of employees working for this business; be sure to include ...

U Persons 15 years old and older

V 0 .Not in universe

1 .1 employee

2 .2 employees

3 .3 - 5 employees

4 .6 or more employees

228

SELF-EMPLOYMENT

DATA	SIZE	BEGIN
D SC2220	1	62
Was ...'s business incorporated		
U Persons 15 years old and older		
V 0 .Not in universe		
1 .Yes - skip to SC2224		
2 .No		
D SC2222	1	63
Was ...'s business a sole proprietorship or a partnership		
U Persons 15 years old and older		
V 0 .Not in universe		
1 .Sole proprietorship - skip to SC2232		
2 .Partnership		
D SC2224	1	64
Aside from ... were any other members of this household owners or partners in this business		
U Persons 15 years old and older		
V 0 .Not in universe		
1 .Yes		
2 .No - skip to SC2232		
*		*
* The next 3 fields (SC2226 through SC2230) are possible answers to the question:		
*		*
*		*
* Which members (were owners or partners in this business)		
*		*
D SC2226	3	65
Person No. 101 - 999		
U Persons 15 years old and older		
V 000 .Not in universe		
D SC2228	3	68
Person No. 101 - 199		
U Persons 15 years old and older		
V 000 .Not in universe		
D SC2230	3	71
Person No. 101 - 999		
U Persons 15 years old and older		
V 000 .Not in universe		
D SC2232	1	74
Was ... paid a regular salary from		

SELF-EMPLOYMENT

DATA SIZE BEGIN

this business during the 4-month
period

U Persons 15 years old and older

V 0 .Not in universe

1 .Yes

2 .No

D SC2234 1 75

Did ... receive any (other) income
from the business during this 4
month period

U Persons 15 years old and older

V 0 .Not in universe

1 .Yes

2 .No

D SC2236 1 76

Check item S3
is "yes" marked in either SC2232
or SC2234

U Persons 15 years old and older

V 0 .Not in universe

1 .Yes

2 .No - skip to SC2250

* *
* The next 4 fields (SC2238 through *
* SC2244) contain business income *
* by month *
* *

D SC2238 5 77

What was the total amount of income
that ... received from this
business last month. In dollars.
Range = -3,33332.

U Persons 15 years old and older

V -0003 .None

00000 .Not in universe

D SC2240 5 82

What was the total amount of income
that ... received from this
business 2 months ago. In dollars.
Range = -3,33332.

U Persons 15 years old and older

V -0003 .None

00000 .Not in universe

D SC2242 5 87

What was the total amount of income

SELF-EMPLOYMENT

DATA	SIZE	BEGIN
------	------	-------

that ... received from this
business 3 months ago. In dollars.
Range = -3,33332.

U Persons 15 years old and older

V -0003 .None

00000 .Not in universe

D SC2244 5 92

What was the total amount of income
that ... received from this
business 4 months ago. In dollars.
Range = -3,33332.

U Persons 15 years old and older

V -0003 .None

00000 .Not in universe

D SC2246 1 97

Check item 54
Is "OK" marked in all parts of
SC2238 - SC2244.

U Persons 15 years old and older

V 0 .Not in universe

1 .Yes

2 .No - skip to SC2250

D SC2248 1 98

If I were to call back later would
you (or ...) be able to provide us
with the amounts of income ...
received in each of these months

U Persons 15 years old and older

V 0 .Not in universe

1 .Yes

2 .No

D SC2250 1 99

Check Item 55
Is this business incorporated

U Persons 15 years old and older

V 0 .Not in universe

1 .Yes

2 .No

D SC2252 1 100

Check Item 56
Has information about the net
profit (or loss) for this business
already been obtained by another

SELF-EMPLOYMENT

DATA	SIZE	BEGIN
household member		
U Persons 15 years old and older		
V 0		.Not in universe
1		.Yes
2		.No
D SC2254	1	101
Can...give an estimate of the net profit (or loss) during the 4-month period shown on the calendar		
U Persons 15 years old and older		
V 0		.Not in universe
1		.Yes
2		.No
D SC2256	6	102
What was the net profit (or loss) from this business during the 4-month period. In dollars.		
Range = -33332,33332.		
U Persons 15 years old and older		
V 000000		.Not in universe
D SC2260	5	108
About how much did ... earn from this business after expenses during the 4-month period. In dollars.		
Range = -3,33332.		
U Persons 15 years old and older		
V -0003		.None
00000		.Not in universe
*		*
*		Self-employment imputation flags *
*		*
D SE-IMP01	1	113
Self-employment imputation flag 1		
Imputation of field 'SE-000'		
V 0		.Not imputed
1		.Imputed
D SE-IMP02	1	114
Self-employment imputation flag 2		
Imputation of field 'SE-IND'		
V 0		.Not imputed
1		.Imputed
D SE-IMP03	1	115
Self-employment imputation flag 3		

SELF-EMPLOYMENT

DATA	SIZE	BEGIN
Imputation of field 'SC2214'		
V D		.Not imputed
1		.Imputed
D SE-IMP04	1	116
Self-employment imputation flag 4		
Imputation of field 'SC2218'		
V D		.Not imputed
1		.Imputed
D SE-IMP05	1	117
Self-employment imputation flag 5		
Imputation of field 'SC2220'		
V D		.Not imputed
1		.Imputed
D SE-IMP06	1	118
Self-employment imputation flag 6		
Imputation of field 'SC2222'		
V D		.Not imputed
1		.Imputed
D SE-IMP07	1	119
Self-employment imputation flag 7		
Imputation of field 'SC2232'		
V D		.Not imputed
1		.Imputed
D SE-IMP08	1	120
Self-employment imputation flag 8		
Imputation of field 'SC2234'		
V D		.Not imputed
1		.Imputed
D SE-IMP09	1	121
Self-employment imputation flag 9		
Imputation of field 'SC2254'		
V D		.Not imputed
1		.Imputed
D SE-IMP10	1	122
Self-employment imputation flag 10		
Imputation of fields 'SC2256' / 'SC2258'		
V D		.Not imputed
1		.Imputed
D SE-IMP11	1	123
Self-employment imputation flag 11		

SELF-EMPLOYMENT

DATA	SIZE	BEGIN
Imputation of field 'SC2240'		
V 0	.Not imputed	
1	.Imputed	
D SE-CAL01	1	124
Field 'SC2238' was calculated		
V 0	.Not calculated	
1	.Imputed input	
2	.No imputed input	
D SE-CAL02	1	125
Field 'SC2240' was calculated		
V 0	.Not calculated	
1	.Imputed input	
2	.No imputed input	
D SE-CAL03	1	126
Field 'SC2242' was calculated		
V 0	.Not calculated	
1	.Imputed input	
2	.No imputed input	
D SE-CAL04	1	127
Field 'SC2244' was calculated		
V 0	.Not calculated	
1	.Imputed input	
2	.No imputed input	
D SE-PERID	5	128
Along with PSU/SEG/SER, identifies the person to which this record belongs.		
Digits 1-2 are entry address ID.		
Digits 3-5 are edited person number.		
D SE-FILL	1408	133
Blank filler		

GENERAL TYPE 1

DATA	SIZE	BEGIN
D G1SEONUM	5	1
Sequence number of sample unit in which this record resides		
U All sample units		
D G1-RCTYP	2	6
Record type indicator		
U General-Type 1		
V 70.Type 1 general amounts income record		
D G1-RCSEQ	2	8
Record sequence number within sample unit and record type		
U General-Type 1		
D G1-ID	9	10
Identification number		
Unique scrambled combination of the PSU (3 characters), segment (4 characters), and serial (2 characters) numbers of the original sample address		
U General-Type 1		
D G1-WAVE	1	19
Wave of data collection		
U General-Type 1		
D G1-PINX	2	20
Index of person record that 'owns' this type 1 general amounts income record		
U Persons receiving a specific income type		
*		*
*	The next 16 fields contain income	
*	reciency by months 1-4	
*		*
*	G1-REC-1....4	*
*	G1-AMT-1....4	*
*	SS-REC-1....4	*
*	SS-AMT-1....4	*
*		*
D G1-REC-1	1	22
Reciency of income from this source Month 1 of the reference period		
U Persons receiving a specific income type (ISS codes 1-75) for this month		

DATA	SIZE	BEGIN
V 1 .Yes 2 .No		
D G1-REC-2	1	23
Reciency of income from this source Month 2 of the reference period		
U Persons receiving a specific income type (ISS codes 1-75) for this month		
V 1 .Yes 2 .No		
D G1-REC-3	1	24
Reciency of income from this source Month 3 of the reference period		
U Persons receiving a specific income type (ISS codes 1-75) for this month		
V 1 .Yes 2 .No		
D G1-REC-4	1	25
Reciency of income from this source Month 4 of the reference period		
U Persons receiving a specific income type (ISS codes 1-75) for this month		
V 1 .Yes 2 .No		
D G1-AMT-1	5	26
Amount of this income type received Month 1 of the reference period Range = 0,33332. In dollars.		
U Persons receiving a specific income type (ISS codes 1-75) for this month		
D G1-AMT-2	5	31
Amount of this income type received Month 2 of the reference period Range = 0,33332. In dollars.		
U Persons receiving a specific income type (ISS codes 1-75) for this month		
D G1-AMT-3	5	36
Amount of this income type received Month 3 of the reference period Range = 0,33332. In dollars.		
U Persons receiving a specific income type (ISS codes 1-75) for this month		
D G1-AMT-4	5	41
Amount of this income type received		

GENERAL TYPE 1

DATA	SIZE	BEGIN
------	------	-------

Month 4 of the reference period
Range = 0,33332. In dollars.

U Persons receiving a specific income type
(ISS codes 1-75) for this month

D KIDSS-1 1 46
 Reciprocity of Social Security/
 railroad retirement income for
 children. Month 1 of the
 reference period

U Children age 0-17 years old

V 0 .Not in universe

1 .Yes

2 .No

D KIDSS-2 1 47
 Reciprocity of Social Security/
 railroad retirement income for
 children. Month 2 of the
 reference period

U Children age 0-17 years old

V 0 .Not in universe

1 .Yes

2 .No

D KIDSS-3 1 48
 Reciprocity of Social Security/
 railroad retirement income for
 children. Month 3 of the
 reference period

U Children age 0-17 years old

V 0 .Not in universe

1 .Yes

2 .No

D KIDSS-4 1 49
 Reciprocity of Social Security/
 railroad retirement income for
 children. Month 4 of the
 reference period

U Children age 0-17 years old

V 0 .Not in universe

1 .Yes

2 .No

D KIDAMT-1 4 50
 Amount of Social Security/railroad
 retirement income received for

GENERAL TYPE 1

DATA	SIZE	BEGIN
		children. Month 1 of the reference period. Range = 0,5000. In dollars.
U		Children age 0-17 years old
D KIDANT-2	4	54
		Amount of Social Security/railroad retirement income received for children. Month 2 of the reference period. Range = 0,5000. In dollars.
U		Children age 0-17 years old
D KIDANT-3	4	58
		Amount of Social Security/railroad retirement income received for children. Month 3 of the reference period. Range = 0,5000. In dollars.
U		Children age 0-17 years old
D KIDANT-4	4	62
		Amount of Social Security/railroad retirement income received for children. Month 4 of the reference period. Range = 0,5000. In dollars.
U		Children age 0-17 years old
D SSRECIND	1	66
		Social Security/railroad retirement reciprocity indicator
U		All household members
V		Not in universe
1		Adult benefits received in own name only
2		Only adult benefits received jointly with spouse
3		Only child benefits received
4		Adult benefits received in own name and child benefits received
5		Adult benefits received jointly with spouse and child benefits received
D SC3000	2	67
		You said ... received ... income during the 4-month period. Income source list. See appendix A-1
U		All household members
D SC3002	1	69
		Check item A1
		Mark the income type code

GENERAL TYPE 1

DATA	SIZE	BEGIN
U All household members		
V 1	.ISS code 1 or 2 (SS or RR)	
2	.ISS code 25 (WIC) - skip to SC3138 through SC3144	
3	.ISS code 27 (food stamps) - skip to SC3100	
4	.Other ISS codes - skip to SC3016 through SC3030	
D SC3004	1	70
Check item A2		
Is ... a designated parent or guardian of children under age 18		
U Household members age 15 years or older		
V 0	.Not in universe	
1	.Yes	
2	.No - skip to SC3010	
D SC3006	1	71
During this 4-month period, were any separate payments from Social Security/railroad retirement received especially for the children		
U Household members age 15 years or older receiving Social Security/railroad retirement (ISS codes 1,2)		
V 0	.Not in universe	
1	.Yes	
2	.No - skip to SC3010	
D SC3008	1	72
Did ... also receive a separate payment for (himself/herself) during any of these months		
U Household members age 15 years or older receiving Social Security/railroad retirement (ISS codes 1, 2)		
V 0	.Not in universe	
1	.Yes	
2	.No - skip to SC3070 through SC3084	
D SC3010	1	73
Check item A3		
Is ... married		
U Household members age 15 years or older receiving Social Security/railroad retirement (ISS codes 1, 2)		
V 0	.Not in universe	

DATA	SIZE	BEGIN
1 .Yes		
2 .No - skip to SC3016 through SC3030		
D SC3012	1	74
Did ... receive Social Security/ railroad retirement jointly with ... 's spouse		
U Married household members age 15 years or older receiving Social Security/ railroad retirement (ISS codes 1, 2)		
V 0 .Not in universe		
1 .Yes		
2 .No - skip to SC3016 through SC3030		
D SC3014	1	75
Check item A4 Has information about the amount received by ... from the income source entered in SC3000 already been recorded during an interview for ... 's spouse		
U Married household members age 15 years or older receiving a specific income type (ISS codes 1-24 or 28-75)		
V 0 .Not in universe		
1 .Yes - skip to next ISS code		
2 .No		
* *		
* The next 8 fields (SC3016 through		
* SC3030) contain income for the		
* last 4 months.		
* *		
D SC3016	1	76
Did ... receive any ... income last month		
U Persons age 15 years or older receiving a specific income type (ISS codes 1-24 or 28-75) which could also include payments for children		
V 0 .Not in universe		
1 .Yes		
2 .No		
D SC3018	5	77
How much did ... receive last month. In dollars. Range = 0,33332.		
U Persons age 15 years or older receiving		

240

GENERAL TYPE 1

DATA SIZE BEGIN

a specific income type (ISS codes 1-24
or 28-75) which could also include
payments for children

V 00000 .Not in universe

D SC3020 1 82

Did ... receive any ... income
2 months ago

U Persons age 15 years or older receiving
a specific income type (ISS codes 1-24
or 28-75) which could also include
payments for children

V 0 .Not in universe

1 .Yes

2 .No

D SC3022 5 83

How much did ... receive
2 months ago. In dollars.
Range = 0,33332.

U Persons age 15 years or older receiving
a specific income type (ISS codes 1-24
or 28-75) which could also include
payments for children

V 00000 .Not in universe

D SC3024 1 88

Did ... receive any ... income
3 months ago

U Persons age 15 years or older receiving
a specific income type (ISS codes 1-24
or 28-75) which could also include
payments for children

V 0 .Not in universe

1 .Yes

2 .No

D SC3026 5 89

How much did ... receive
dollars.
Range = 0,33332.

U Persons age 15 years or older receiving
a specific income type (ISS codes 1-24
or 28-75) which could also include
payments for children

V 00000 .Not in universe

D SC3028 1 94

Did ... receive any ... income

GENERAL TYPE 1

DATA	SIZE	BEGIN
4 months ago		
U		Persons age 15 years or older receiving a specific income type (ISS codes 1-24 or 28-75) which could also include payments for children
V	0	.Not in universe
	1	.Yes
	2	.No
D	SC3030	5 95
		How much did ... receive dollars.
		Range = 0,33332.
U		Persons age 15 years or older receiving a specific income type (ISS codes 1-24 or 28-75) which could also include payments for children
V	00000	.Not in universe
D	SC3032	1 100
		Check item A5
		Mark the income type code .
U		Persons age 15 years or older receiving a specific income type
V	0	.Not in universe
	1	.ISS codes 1 or 2 - skip to SC3062
	2	.ISS codes 8, 20, 21, 23, and 24
	3	.All other income codes - skip to next ISS code
D	SC3034	1 101
		Were all the people living here covered by ...'s payments
U		Persons age 15 years or older receiving a specific income type (ISS codes 8, 20, 21, 23, or 24)
V	0	.Not in universe
	1	.Yes - skip to SC3056
	2	.No
*		*
*		The next 10 fields (SC3036 through
*		SC3054) are possible answers to
*		the question:
*		*
*		Which persons were covered
*		*
D	SC3036	3 102
		Person No. 101-999

GENERAL TYPE 1

DATA	SIZE	BEGIN
U Household members, including children, receiving a specific income type (ISS codes 8, 20, 21, 23, or 24)		
V 000 .Not in universe		
D SC3038	3	105
Person No. 101-999		
U Household members, including children, receiving a specific income type (ISS codes 8, 20, 21, 23, or 24)		
V 000 .Not in universe		
D SC3040	3	108
Person No. 101-999		
U Household members, including children, receiving a specific income type (ISS codes 8, 20, 21, 23, or 24)		
V 000 .Not in universe		
D SC3042	3	111
Person No. 101-999		
U Household members, including children, receiving a specific income type (ISS codes 8, 20, 21, 23, or 24)		
V 000 .Not in universe		
D SC3044	3	114
Person No. 101-999		
U Household members, including children, receiving a specific income type (ISS codes 8, 20, 21, 23, or 24)		
V 000 .Not in universe		
D SC3046	3	117
Person No. 101-999		
U Household members, including children, receiving a specific income type (ISS codes 8, 20, 21, 23, or 24)		
V 000 .Not in universe		
D SC3048	3	120
Person No. 101-999		
U Household members, including children, receiving a specific income type (ISS codes 8, 20, 21, 23, or 24)		
V 000 .Not in universe		
D SC3050	3	123
Person No. 101-999		

DATA	SIZE	BEGIN
U Household members, including children, receiving a specific income type (ISS codes 8, 20, 21, 23, or 24)		
V 000 .Not in universe		
D SC3052	3	126
Person No. 101-999		
U Household members, including children, receiving a specific income type (ISS codes 8, 20, 21, 23, or 24)		
V 000 .Not in universe		
D SC3054	3	129
Person No. 101-999		
U Household members, including children, receiving a specific income type (ISS codes 8, 20, 21, 23, or 24)		
V 000 .Not in universe		
D SC3056	1	132
Check item A6		
Is this ISS code "8"		
U Person age 15 years or older receiving a specific income type		
V 0 .Not in universe		
1 .Yes		
2 .No - skip to next ISS code		
D SC3060	2	133
Is ... required to fill out an annual income questionnaire for the Veterans Administration		
U Persons age 15 years or older receivin veterans compensation or pensions (ISS code 8)		
V -1 .DK - skip to next ISS code		
00 .Not in universe		
01 .Yes - skip to next ISS code		
02 .No - skip to next ISS code		
D SC3062	1	135
Check item A8		
Was this ISS code marked for ... in control card item 45 last reference period		
U Persons age 15 years or older receiving Social Security/railroad retirement (ISS codes 1, 2)		
V 0 .Not in universe		

264

GENERAL TYPE 1

DATA SIZE BEGIN

1 .Yes - skip to SC3068

2 .No

D SC3064 2 136

Social Security/railroad retirement

sends out two types of checks:

which color check does ... receive

U Persons age 15 years or older receiving

Social Security/railroad retirement

(ISS codes 1, 2)

V -1 .OK

00 .Not in universe

01 .Green

02 .Gold

03 .Other

D SC3066 2 138

Do ...'s payments usually come on

the first of the month or the third

U Persons age 15 years or older receiving

Social Security/railroad retirement

(ISS code 1, 2)

V -1 .OK

00 .Not in universe

01 .First

02 .Third

03 .Other

D SC3068 1 140

Check item A9

Were Social Security/railroad

retirement payments received

especially for the children

U Children age 0-17 years old receiving

Social Security/railroad retirement

(ISS codes 1, 2)

V 0 .Not in universe

1 .Yes

2 .No - skip to next ISS code

* *
* The next 8 fields (SC3070 through *
* SC3084) are possible answers to *
* the question: *
* *
* Were Social Security payments *
* received for the children *
* in the last 4 months *
* *

DATA	SIZE	BEGIN
D SC3070	1	141
Were Social Security/railroad retirement payments received for the children last month		
U Children age 0-17 years old receiving Social Security/railroad retirement (ISS codes 1, 2)		
V 0 .Not in universe		
1 .Yes		
2 .No		
D SC3072	4	142
How much was received last month		
Range = 0,5000. In dollars.		
U Children age 0-17 years old receiving Social Security/railroad retirement (ISS codes 1, 2)		
V 0000 .Not in universe		
D SC3074	1	146
Were Social Security/railroad retirement payments received for the children 2 months ago		
U Children age 0-17 years old receiving Social Security/railroad retirement (ISS codes 1,2)		
V 0 .Not in universe		
1 .Yes		
2 .No		
D SC3076	4	147
How much was received		
2 months ago		
Range = 0,5000. In dollars.		
U Children age 0-17 years old receiving Social Security/railroad retirement (ISS codes 1, 2)		
V 0000 .Not in universe		
D SC3078	1	151
Were Social Security/railroad retirement payments received for the children 3 months ago		
U Children age 0-17 years old receiving Social Security/railroad retirement (ISS codes 1, 2)		
V 0 .Not in universe		
1 .Yes		
2 .No		

GENERAL TYPE 1

DATA	SIZE	BEGIN
D SC3080	4	152
How much was received 3 months ago Range = 0,5000. In dollars.		
U Children age 0-17 years old receiving Social Security/railroad retirement (ISS codes 1, 2)		
V 0000 .Not in universe		
D SC3082	1	156
Were Social Security/railroad retirement payments received for the children 4 months ago		
U Children age 0-17 years old receiving Social Security/railroad retirement (ISS codes 1, 2)		
V 0 .Not in universe		
1 .Yes		
2 .No		
D SC3084	4	157
How much was received 4 months ago Range = 0,5000. In dollars.		
U Children age 0-17 years old receiving Social Security/railroad retirement (ISS codes 1, 2)		
V 0000 .Not in universe		
D SC3086	1	161
Were all children living here covered by these payments		
U Children age 0-17 years old receiving Social Security/railroad retirement (ISS codes 1, 2)		
V 0 .Not in universe		
1 .Yes - skip to next ISS code		
2 .No		
*		*
*	The next 6 fields (SC3088 through	*
*	SC3098) are possible answers to	*
*	the question:	*
*		*
*	Which children were covered	*
*		*
D SC3088	3	162
Person No. 101-999		

GENERAL TYPE 1

DATA	SIZE	BEGIN
U Children age 0-17 years old receiving Social Security/railroad retirement (ISS codes 1, 2)		
V 000 .Not in universe		
D SC3090	3	165
Person No. 101-999		
U Children age 0-17 years old receiving Social Security/railroad retirement (ISS codes 1, 2)		
V 000 .Not in universe		
D SC3092	3	168
Person No. 101-999		
U Children age 0-17 years old receiving Social Security/railroad retirement (ISS codes 1, 2)		
V 000 .Not in universe		
D SC3094	3	171
Person No. 101-999		
U Children age 0-17 years old receiving Social Security/railroad retirement (ISS codes 1, 2)		
V 000 .Not in universe		
D SC3096	3	174
Person No. 101-999		
U Children age 0-17 years old receiving Social Security/railroad retirement (ISS codes 1, 2)		
V 000 .Not in universe		
D SC3098	3	177
Person No. 101-999		
U Children age 0-17 years old receiving Social Security/railroad retirement (ISS codes 1, 2)		
V 000 .Not in universe		
D SC3100	1	180
Were all the people living here covered under ...'s food stamp allotment		
U Household members, including children, covered by food stamp allotment		
V 0 .Not in universe		
1 .Yes - skip to SC3122 through SC3136		
2 .No		

248

GENERAL TYPE 1

DATA	SIZE	BEGIN
* * The next 10 fields (SC3102 through * SC3120) are possible answers to * the question: * * Which persons were covered *		* * * * * *
D SC3102	3	181
Person No. 101-999		
U Household members, including children, covered by food stamp allotment		
V 000 .Not in universe		
D SC3104	3	184
Person No. 101-999		
U Household members, including children, covered by food stamp allotment		
V 000 .Not in universe		
D SC3106	3	187
Person No. 101-999		
U Household members, including children, covered by food stamp allotment		
V 000 .Not in universe		
D SC3108	3	190
Person No. 101-999		
U Household members, including children, covered by food stamp allotment		
V 000 .Not in universe		
D SC3110	3	193
Person No. 101-999		
U Household members, including children, covered by food stamp allotment		
V 000 .Not in universe		
D SC3112	3	196
Person No. 101-999		
U Household members, including children, covered by food stamp allotment		
V 000 .Not in universe		
D SC3114	3	199
Person No. 101-999		
U Household members, including children, covered by food stamp allotment		
V 000 .Not in universe		

DATA	SIZE	BEGIN
D SC3116	3	202
Person No. 101-999		
U Household members, including children, covered by food stamp allotment		
V 000 .Not in universe		
D SC3118	3	205
Person No. 101-999		
U Household members, including children, covered by food stamp allotment		
V 000 .Not in universe		
D SC3120	3	208
Person No. 101-999		
U Household members, including children, covered by food stamp allotment		
V 000 .Not in universe		
*		*
* The next 8 fields (SC3122 through *		
* SC3136) are possible answers to *		
* the question: *		
*		*
* Did... receive any food stamps *		
* in... in the last 4 months. *		
*		*
D SC3122	1	211
Did ... receive food stamps last month		
U Household members, including children, covered by food stamp allotment		
V 0 .Not in universe		
1 .Yes		
2 .No		
D SC3124	3	212
What was the total amount last month		
Range = 0,800. In dollars.		
U Household members, including children, covered by food stamp allotment		
V 000 .Not in universe		
D SC3126	1	215
Did ... receive food stamps 2 months ago		
U Household members, including children, covered by food stamp allotment		
V 0 .Not in universe		

250

GENERAL TYPE 1

DATA SIZE BEGIN

- 1 .Yes
- 2 .No

D SC3128 3 216
What was the total amount
2 months ago
U Household members, including children,
covered by food stamp allotment
Range = 0,800. In dollars.
V 000 .Not in universe

D SC3130 1 219
Did ... receive food stamps
3 months ago
U Household members, including children,
covered by food stamp allotment
V 0 .Not in universe
1 .Yes
2 .No

D SC3132 3 220
What was the total amount
3 months ago
Range = 0,800. In dollars.
U Household members, including children,
covered by food stamp allotment
V 000 .Not in universe

D SC3134 1 223
Did ... receive food stamps
4 months ago
U Household members, including children,
covered by food stamp allotment
V 0 .Not in universe
1 .Yes
2 .No

D SC3136 3 224
What was the total amount
4 months ago
Range = 0,800. In dollars.
U Household members, including children,
covered by food stamp allotment
V 000 .Not in universe

* *
* The next 4 fields (SC3138 through *
* SC3144) are possible answers to *
* the question: *

DATA	SIZE	BEGIN
* * Did ... receive any WIC vouchers * in ... in the last 4 months. *		* * *
D SC3138	1	227
Last month - skip to next ISS code		
U Female household members receiving WIC vouchers		
V 0 .Not marked as a month receiving WIC vouchers		
1 .Marked as a month receiving WIC vouchers		
D SC3140	1	228
2 months ago - skip to next ISS code		
U Female household members receiving WIC vouchers		
V 0 .Not marked as a month receiving WIC vouchers		
1 .Marked as a month receiving WIC vouchers		
D SC3142	1	229
3 months ago - skip to next ISS code		
U Female household members receiving WIC vouchers		
V 0 .Not marked as a month receiving WIC vouchers		
1 .Marked as a month receiving WIC vouchers		
D SC3144	1	230
4 months ago - skip to next ISS code		
U Female household members receiving WIC vouchers		
V 0 .Not marked as a month receiving WIC vouchers		
1 .Marked as a month receiving WIC vouchers		
* * General amounts 1 imputation flags *		* * *
D G1-IMP01	1	231
General amounts 1 imputation flag 1		
Imputation of field 'SC3008'		
V 0 .Not imputed		
1 .Imputed		

252

GENERAL TYPE 1

DATA	SIZE	BEGIN
D G1-IMP02	1	232
General amounts 1 imputation flag 2		
Imputation of field 'SC3018'		
V 0	.Not imputed	
1	.Imputed	
D G1-IMP03	1	233
General amounts 1 imputation flag 3		
Imputation of field 'SC3022'		
V 0	.Not imputed	
1	.Imputed	
D G1-IMP04	1	234
General amounts 1 imputation flag 4		
Imputation of field 'SC3026'		
V 0	.Not imputed	
1	.Imputed	
D G1-IMP05	1	235
General amounts 1 imputation flag 5		
Imputation of field 'SC3030'		
V 0	.Not imputed	
1	.Imputed	
D G1-IMP06	1	236
General amounts 1 imputation flag 6		
Imputation of field 'SC3072'		
V 0	.Not imputed	
1	.Imputed	
D G1-IMP07	1	237
General amounts 1 imputation flag 7		
Imputation of field 'SC3076'		
V 0	.Not imputed	
1	.Imputed	
D G1-IMP08	1	238
General amounts 1 imputation flag 8		
Imputation of field 'SC3080'		
V 0	.Not imputed	
1	.Imputed	
D G1-IMP09	1	239
General amounts 1 imputation flag 9		
Imputation of field 'SC3084'		
V 0	.Not imputed	
1	.Imputed	

GENERAL TYPE 1

DATA	SIZE	BEGIN
D G1-IMP10	1	240
General amounts 1 imputation flag 10		
Imputation of field 'SC3124'		
V 0	.Not imputed	
1	.Imputed	
D G1-IMP11	1	241
General amounts 1 imputation flag 11		
Imputation of field 'SC3128'		
V 0	.Not imputed	
1	.Imputed	
D G1-IMP12	1	242
General amounts 1 imputation flag 12		
Imputation of field 'SC3132'		
V 0	.Not imputed	
1	.Imputed	
D G1-IMP13	1	243
General amounts 1 imputation flag 13		
Imputation of field 'SC3136'		
V 0	.Not imputed	
1	.Imputed	
D G1-IMP14	1	244
General amounts 1 imputation flag 14		
Imputation of field 'SC3138'		
V 0	.Not imputed	
1	.Imputed	
D G1-IMP15	1	245
General amounts 1 imputation flag 15		
Imputation of field 'SC3140'		
V 0	.Not imputed	
1	.Imputed	
D G1-IMP16	1	246
General amounts 1 imputation flag 16		
Imputation of field 'SC3142'		
V 0	.Not imputed	
1	.Imputed	
D G1-IMP17	1	247
General amounts 1 imputation flag 17		
Imputation of field 'SC3144'		
V 0	.Not imputed	
1	.Imputed	
D G1-PERID	5	248
Along with PSU/SEG/SER, identifies		

254

GENERAL TYPE 1

DATA	SIZE	BEGIN
------	------	-------

the person to which this record
belongs.

Digits 1-2 are entry address ID.

Digits 3-5 are edited person number.

V 0 .Not imputed

1 .Imputed

D G1-FILLER	1488	253
-------------	------	-----

Blank filler

GENERAL TYPE 2

DATA	SIZE	BEGIN
D GZSEQNUM	5	1
Sequence number of sample unit in which this record resides		
U All sample units		
D GZ-RCTYP	2	6
Record type indicator		
U General-Type 2		
V 80.Type 2 general amounts income record		
D GZ-RCSEQ	2	8
Record sequence number within sample unit and record type		
U General-Type 2		
D GZ-ID	9	10
Identification number. Unique scrambled combination of the PSU (3 characters), segment (4 characters), and serial (2 characters) numbers of the original sample address.		
U General-Type 2		
D GZ-WAVE	1	19
Wave of data collection		
U General-Type 2		
D GZ-PINX	2	20
Index of person record that 'owns' this type 2 general amounts income record		
U Persons receiving a specific income type		
*		*
*	The next 16 fields contain	*
*	assets 100-103 by months 1-4.	*
*		*
*	J100-W-1....4	*
*	J100-A-1....4	*
*	S100-w-1....4	*
*	S100-A-1....4	*
*		*
D J100-W-1	1	22
Were assets 100 through 103 owned jointly with spouse in month 1 of the reference period.		
U Assets 100-103 owned jointly by		

GENERAL TYPE 2

DATA	SIZE	BEGIN
married couples		
V 0		.Not in universe
1		.Yes
2		.No
D J100-W-2	1	23
Were assets 100 through 103 owned jointly with spouse in month 2 of the reference period.		
U Assets 100-103 owned jointly by married couples		
V 0		.Not in universe
1		.Yes
2		.No
D J100-W-3	1	24
Were assets 100 through 103 owned jointly with spouse in month 3 of the reference period.		
U Assets 100-103 owned jointly by married couples		
V 0		.Not in universe
1		.Yes
2		.No
D J100-W-4	1	25
Were assets 100 through 103 owned jointly with spouse in month 4 of the reference period.		
U Assets 100-103 owned jointly by married couples		
V 0		.Not in universe
1		.Yes
2		.No
D J100-A-1	4	26
Amount of interest income received jointly with spouse from income sources 100 through 103 for month 1 of the reference period. In dollars. Range = 0,2500.		
U Assets 100-103 owned jointly by married couples		
V 0000		.None
D J100-A-2	4	30
Amount of interest income received jointly with spouse from income		

GENERAL TYPE Z

DATA	SIZE	BEGIN
sources 100 through 103 for month 2 of the reference period. In dollars. Range = 0,2500.		
U Assets 100-103 owned jointly by married couples		
V 0000 .None		
D J100-A-3	4	34
Amount of interest income received jointly with spouse from income sources 100 through 103 for month 3 of the reference period. In dollars. Range = 0,2500.		
U Assets 100-103 owned jointly by married couples		
V 0000 .None		
D J100-A-4	4	38
Amount of interest income received jointly with spouse from income sources 100 through 103 for month 4 of the reference period. In dollars. Range = 0,2500.		
U Assets 100-103 owned jointly by married couples		
V 0000 .None		
D S100-W-1	1	42
Were assets 100 through 103 owned in own name in month 1 of the reference period..		
U Assets 100-103 owned by individual persons 15 years old and older		
V 0 .Not in universe		
1 .Yes		
2 .No		
D S100-W-2	1	43
Were assets 100 through 103 owned in own name in month 2 of the reference period.		
U Assets 100-103 owned by individual persons 15 years old and older		
V 0 .Not in universe		
1 .Yes		
2 .No		
D S100-W-3	1	44
Were assets 100 through 103 owned in		

258

GENERAL TYPE 2

DATA SIZE BEGIN

own name in month 3 of the reference period.

U Assets 100-103 owned by individual persons 15 years old and older

V 0 .Not in universe

1 .Yes

2 .No

D S100-W-4 1 45

Were assets 100 through 103 owned in own name in month 4 of the reference period.

U Assets 100-103 owned by individual persons 15 years old and older

V 0 .Not in universe

1 .Yes

2 .No

D S100-A-1 4 46

Amount of interest income received in own name from income sources 100 through 103 for month 1 of the reference period. In dollars. Range = 0,2500.

U Assets 100-103 owned by individual persons 15 years old and older

V 0000 .None

D S100-A-2 4 50

Amount of interest income received in own name from income sources 100 through 103 for month 2 of the reference period. In dollars. Range = 0,2500.

U Assets 100-103 owned by individual persons 15 years old and older

V 0000 .None

D S100-A-3 4 54

Amount of interest income received in own name from income sources 100 through 103 for month 3 of the reference period. In dollars. Range = 0,2500.

U Assets 100-103 owned by individual persons 15 years old and older

V 0000 .None

GENERAL TYPE 2

DATA	SIZE	BEGIN
D S100-A-4	4	58
Amount of interest income received in own name from income sources 100 through 103 for month 4 of the reference period. In dollars. Range = 0,2500.		
U Assets 100-103 owned by individual persons 15 years old and older		
V 0000 .None		
D JCALC100	1	62
Were the fields "J100-A-1....4" calculated based on reported account balances		
U Assets 100-103 owned jointly by married couples		
V 0 .No; not calculated		
1 .Yes; interest was calculated		
D OCALC100	1	63
Were the fields "S100-A-1....4" calculated based on reported account balances		
U Assets 100-103 owned by individual persons 15 years old and older		
V 0 .No; not calculated		
1 .Yes; calculated		
*		*
* The next 16 fields contain		*
* assets 104-107 by months 1-4.		*
*		*
* J104-W-1....4		*
* J104-A-1....4		*
* S104-W-1....4		*
* S104-A-1....4		*
*		*
D J104-W-1	1	64
Were assets 104 through 107 owned jointly with spouse in month 1 of the reference period.		
U Assets 104-107 owned jointly by married couples		
V 0 .Not in universe		
1 .Yes		
2 .No		
D J104-W-2	1	65
Were assets 104 through 107 owned		

GENERAL TYPE 2

DATA	SIZE	BEGIN
jointly with spouse in month 2 of the reference period.		
U Assets 104-107 owned jointly by married couples		
V 0 .Not in universe		
1 .Yes		
2 .No		
D J104-W-3	1	66
Were assets 104 through 107 owned jointly with spouse in month 3 of the reference period.		
U Assets 104-107 owned jointly by married couples		
V 0 .Not in universe		
1 .Yes		
2 .No		
D J104-W-4	1	67
Were assets 104 through 107 owned jointly with spouse in month 4 of the reference period.		
U Assets 104-107 owned jointly by married couples		
V 0 .Not in universe		
1 .Yes		
2 .No		
D J104-A-1	4	68
Amount of income received jointly with spouse from income sources 104 through 107 for month 1 of the reference period. In dollars. Range = 0,2500.		
U Assets 104-107 owned jointly by married couples		
V 0000 .None		
D J104-A-2	4	72
Amount of income received jointly with spouse from income sources 104 through 107 for month 2 of the reference period. In dollars. Range = 0,2500.		
U Assets 104-107 owned jointly by married couples		
V 0000 .None		
D J104-A-3	4	76
Amount of income received jointly		

GENERAL TYPE 2

DATA	SIZE	BEGIN
with spouse from income sources 104 through 107 for month 3 of the reference period. In dollars. Range = 0,2500.		
U Assets 104-107 owned jointly by married couples		
V 0000 .None		
D J104-A-4	4	80
Amount of income received jointly with spouse from income sources 104 through 107 for month 4 of the reference period. In dollars. Range = 0,2500.		
U Assets 104-107 owned jointly by married couples		
V 0000 .None		
D S104-W-1	1	84
Were assets 104 through 107 owned in our name in month 1 of the reference period.		
U Assets 104-107 owned by individual persons 15 years old and older		
V 0 .Not in universe		
1 .Yes		
2 .No		
D S104-W-2	1	85
Were assets 104 through 107 owned in own name in month 2 of the reference period.		
U Assets 104-107 owned by individual persons 15 years old and older		
V 0 .Not in universe		
1 .Yes		
2 .No		
D S104-W-3	1	86
Were assets 104 through 107 owned in own name in month 3 of the reference period.		
U Assets 104-107 owned by individual persons 15 years old and older		
V 0 .Not in universe		
1 .Yes		
2 .No		
D S104-W-4	1	87
Were assets 104 through 107 owned		

GENERAL TYPE 2

DATA	SIZE	BEGIN
------	------	-------

in own name in month 4 of the reference period.

U Assets 104-107 owned by individual persons 15 years old and older

V 0 .Not in universe

1 .Yes

2 .No

D S104-A-1	4	88
------------	---	----

Amount of income received in own name from income sources 104 through 107 for month 1 of the reference period. In dollars. Range = 0,2500.

U Assets 104-107 owned by individual persons 15 years old and older

V 0000 .None

D S104-A-2	4	92
------------	---	----

Amount of income received in own name from income sources 104 through 107 for month 2 of the reference period. In dollars. Range = 0,2500.

U Assets 104-107 owned by individual persons 15 years old and older

V 0000 .None

D S104-A-3	4	96
------------	---	----

Amount of income received in own name from income sources 104 through 107 for month 3 of the reference period. In dollars. Range = 0,2500.

U Assets 104-107 owned by individual persons 15 years old and older

V 0000 .None

D S104-A-4	4	100
------------	---	-----

Amount of income received in own name from income sources 104 through 107 for month 4 of the reference period. In dollars. Range = 0,2500.

U Assets 104-107 owned by individual persons 15 years old and older

V 0000 .None

GENERAL TYPE 2

DATA	SIZE	BEGIN
D JCALC104	1	104
Were the fields "J104-A-1....4"		
calculated based on reported		
account balances		
U Assets 104-107 owned jointly by		
married couples		
V 0 .No; not calculated		
1 .Yes; interest was calculated		
D OCALC104	1	105
Were the fields "S104-A-1....4"		
calculated based on reported		
account balances		
U Assets 104-107 owned by individual		
persons 15 years old and older		
V 0 .No; not calculated		
1 .Yes; calculated		
*		*
* The next 32 fields contain income *		
* source code 110 (stocks or mutual *		
* fund shares) by months 1-4. *		
*		*
*	J10-WD-1....4	*
*	J10-AD-1....4	*
*	S10-WD-1....4	*
*	S10-AD-1....4	*
*	J10-CD-1....4	*
*	J10-AR-1....4	*
*	S10-CD-1....4	*
*	S10-AR-1....4	*
*		*
D J10-WD-1	1	106
Were dividend checks received jointly		
with spouse in month 1 of the		
reference period.		
U Asset 110 owned jointly by married couples		
V 0 .Not in universe		
1 .Yes		
2 .No		
D J10-WD-2	1	107
Were dividend checks received jointly		
with spouse in month 2 of the		
reference period.		
U Asset 110 owned jointly by married couples		
V 0 .Not in universe		
1 .Yes		
2 .No		

GENERAL TYPE 2

DATA	SIZE	BEGIN
D J10-WD-3	1	108
Were dividend checks received jointly with spouse in month 3 of the reference period.		
U Asset 110 owned jointly by married couples		
V 0 .Not in universe		
1 .Yes		
2 .No		
D J10-WD-4	1	109
Were dividend checks received jointly with spouse in month 4 of the reference period.		
U Asset 110 owned jointly by married couples		
V 0 .Not in universe		
1 .Yes		
2 .No		
D J10-AD-1	4	110
Amount of income received jointly with spouse from income source 110 for month 1 of the reference period. In dollars. Range = 0,2500.		
U Asset 110 owned jointly by married couples		
V 0000 .None		
D J10-AD-2	4	114
Amount of income received jointly with spouse from income source 110 for month 2 of the reference period. In dollars. Range = 0,2500.		
U Asset 110 owned jointly by married couples		
V 0000 .None		
D J10-AD-3	4	118
Amount of income received jointly with spouse from income source 110 for month 3 of the reference period. In dollars. Range = 0,2500.		
U Asset 110 owned jointly by married couples		
V 0000 .None		
D J10-AD-4	4	122
Amount of income received jointly with spouse from income source 110 for month 4 of the reference period. In dollars. Range = 0,2500.		
U Asset 110 owned jointly by married couples		
V 0000 .None		

GENERAL TYPE 2

DATA	SIZE	BEGIN
D S10-WD-1	1	126
Were dividend checks received in own name in month 1 of the reference period.		
U Asset 110 owned by individual persons old and older		
V 0 .Not in universe		
1 .Yes		
2 .No		
D S10-WD-2	1	127
Were dividend checks received in own name in month 2 of the reference period.		
U Asset 110 owned by individual persons old and older		
V 0 .Not in universe		
1 .Yes		
2 .No		
D S10-WD-3	1	128
Were dividend checks received in own name in month 3 of the reference period.		
U Asset 110 owned by individual persons old and older		
V 0 .Not in universe		
1 .Yes		
2 .No		
D S10-WD-4	1	129
Were dividend checks received in own name in month 4 of the reference period.		
U Asset 110 owned by individual persons old and older		
V 0 .Not in universe		
1 .Yes		
2 .No		
D S10-AD-1	4	130
Amount of income received in own name from income source 110 for month 1 of the reference period. In dollars. Range = 0,250		
U Asset 110 owned by individual persons 15 years old and older		
V 0000 .None		
D S10-AD-2	4	134
Amount of income received in own name from income source 110 for month 2 of the reference period. In dollars.		

GENERAL TYPE 2

DATA	SIZE	BEGIN
------	------	-------

Range = 0;250

U Asset 110 owned by individual persons
15 years old and older

V 0000 .None

D S10-AD-3 4 138

Amount of income received in own name
from income source 110 for month 3
of the reference period. In dollars.
Range = 0;250

U Asset 110 owned by individual persons
15 years old and older

V 0000 .None

D S10-AD-4 4 142

Amount of income received in own name
from income source 110 for month 4
of the reference period. In dollars.
Range = 0;250

U Asset 110 owned by individual persons
15 years old and older

V 0000 .None

D J10-CD-1 1 146

Were credited dividends from source
110 earned jointly with spouse in
month 1 of the reference period.

U Asset 110 owned jointly by married couples

V 0 .Not in universe

1 .Yes

2 .No

D J10-CD-2 1 147

Were credited dividends from source
110 earned jointly with spouse in
month 2 of the reference period.

U Asset 110 owned jointly by married couples

V 0 .Not in universe

1 .Yes

2 .No

D J10-CD-3 1 148

Were credited dividends from source
110 earned jointly with spouse in
month 3 of the reference period.

U Asset 110 owned jointly by married couples

V 0 .Not in universe

1 .Yes

2 .No

DATA	SIZE	BEGIN
D J10-CD-4	1	147
Were credited dividends from source 110 earned jointly with spouse in month 4 of the reference period.		
U Asset 110 owned jointly by married couples		
V 0 .Not in universe		
1 .Yes		
2 .No		
D J10-AR-1	4	150
Amount of income received jointly with spouse from income source 110 and reinvested for month 1 of the reference period. In dollars.		
Range = 0,2500.		
U Asset 110 owned jointly by married couples		
V 0000 .None		
D J10-AR-2	4	154
Amount of income received jointly with spouse from income source 110 and reinvested for month 2 of the reference period. In dollars.		
Range = 0,2500.		
U Asset 110 owned jointly by married couples		
V 0000 .None		
D J10-AR-3	4	158
Amount of income received jointly with spouse from income source 110 and reinvested for month 3 of the reference period. In dollars.		
Range = 0,2500.		
U Asset 110 owned jointly by married couples		
V 0000 .None		
D J10-AR-4	4	162
Amount of income received jointly with spouse from income source 110 and reinvested for month 4 of the reference period. In dollars.		
Range = 0,2500.		
U Asset 110 owned jointly by married couples		
V 0000 .None		
D S10-CD-1	1	166
Were credited dividends from source 110 earned in own name in month 1 of the reference period.		

GENERAL TYPE 2

DATA	SIZE	BEGIN
U Asset 110 owned by individual persons 15 years old and older		
V 0 .Not in universe		
1 .Yes		
2 .No		
D S10-CD-2	1	167
Were credited dividends from source 110 earned in own name in month 2 of the reference period.		
U Asset 110 owned by individual persons 15 years old and older		
V 0 .Not in universe		
1 .Yes		
2 .No		
D S10-CD-3	1	168
Were credited dividends from source 110 earned in own name in month 3 of the reference period.		
U Asset 110 owned by individual persons 15 years old and older		
V 0 .Not in universe		
1 .Yes		
2 .No		
D S10-CD-4	1	169
Were credited dividends from source 110 earned in own name in month 4 of the reference period.		
U Asset 110 owned by individual persons 15 years old and older		
V 0 .Not in universe		
1 .Yes		
2 .No		
D S10-AR-1	4	170
Amount of income received in own name from income source 110 and reinvested for month 1 of the reference period. In dollars. Range = 0,2500.		
U Asset 110 owned by individual persons 15 years old and older		
V 0000 .None		
D S10-AR-2	4	174
Amount of income received in own name from income source 110 and reinvested		

GENERAL TYPE 2

DATA SIZE BEGIN

for month 2 of the reference period.
In dollars. Range = 0,2500.

U Asset 110 owned by individual persons
15 years old and older

V 0000 .None

D S10-AR-3 4 179

Amount of income received in own name
from income source 110 and reinvested
for month 3 of the reference period.
In dollars. Range = 0,2500.

U Asset 110 owned by individual persons
15 years old and older

V 0000 .None

D S10-AR-4 4 182

Amount of income received in own name
from income source 110 and reinvested
for month 4 of the reference period.
In dollars. Range = 0,2500.

U Asset 110 owned by individual persons
15 years old and older

V 0000 .None

```
*
*   The next 24 fields contain income   *
*   source code 120 (rental property)  *
*   by months 1-4.                      *
*                                       *
*           J120-W-1....4                *
*           J120-A-1....4                *
*           S120-W-1....4                *
*           S120-A-1....4                *
*           W120-W-1....4                *
*           W120-A-1....4                *
*                                       *
```

D J120-W-1 1 186

Was rental income received from
property owned jointly with spouse
in month 1 of the reference period.

U Asset 120 owned jointly by married couples

V 0 .Not in universe

1 .Yes

2 .No

D J120-W-2 1 187

Was rental income received from
property owned jointly with spouse
in month 2 of the reference period.

270

GENERAL TYPE 2

DATA SIZE BEGIN

U Asset 120 owned jointly by married couples

V 0 .Not in universe

1 .Yes

2 .No

D J120-W-3 1 188

Was rental income received from
property owned jointly with spouse
in month 3 of the reference period.

U Asset 120 owned jointly by married couples

V 0 .Not in universe

1 .Yes

2 .No

D J120-W-4 1 189

Was rental income received from
property owned jointly with spouse
in month 4 of the reference period.

U Asset 120 owned jointly by married couples

V 0 .Not in universe

1 .Yes

2 .No

D J120-A-1 5 190

Amount of rental income cleared
jointly with spouse for month 1 of
the reference period. In dollars.
Range = -2500,2500.

U Asset 120 owned jointly by married couples

V 00000 .None

D J120-A-2 5 195

Amount of rental income cleared
jointly with spouse for month 2 of
the reference period. In dollars.
Range = -2500,2500.

U Asset 120 owned jointly by married couples

V 00000 .None

D J120-A-3 5 200

Amount of rental income cleared
jointly with spouse for month 3 of
the reference period. In dollars.
Range = -2500,2500.

U Asset 120 owned jointly by married couples

V 00000 .None

D J120-A-4 5 205

Amount of rental income cleared

Vertical line on the left side of the page.

GENERAL TYPE 2

DATA	SIZE	BEGIN
Jointly with spouse for month 4 of the reference period. In dollars. Range = -2500,2500.		
U Asset 120 owned jointly by married couples		
V 00000		.None
D S120-W-1	1	210
Was rental income received from property in own name in month 1 of the reference period.		
U Asset 120 owned by individual persons 15 years old and older		
V 0		.Not in universe
1		.Yes
2		.No
D S120-W-2	1	211
Was rental income received from property in own name in month 2 of the reference period.		
U Asset 120 owned by individual persons 15 years old and older		
V 0		.Not in universe
1		.Yes
2		.No
D S120-W-3	1	212
Was rental income received from property in own name in month 3 of the reference period.		
U Asset 120 owned by individual persons 15 years old and older		
V 0		.Not in universe
1		.Yes
2		.No
D S120-W-4	1	213
Was rental income received from property in own name in month 4 of the reference period.		
U Asset 120 owned by individual persons 15 years old and older		
V 0		.Not in universe
1		.Yes
2		.No
D S120-A-1	5	214
Amount of rental income cleared in own name for month 1 of the		

GENERAL TYPE 2

DATA	SIZE	BEGIN
------	------	-------

reference period. In dollars.
Range = -2500,2500.

U Asset 120 owned by individual persons
15 years old and older

V 00000 .None

D S120-A-2 5 219

Amount of rental income cleared
in own name for month 2 of the
reference period. In dollars.
Range = -2500,2500.

U Asset 120 owned by individual persons
15 years old and older

V 00000 .None

D S120-A-3 5 224

Amount of rental income cleared
in own name for month 3 of the
reference period. In dollars.
Range = -2500,2500.

U Asset 120 owned by individual persons
15 years old and older

V 00000 .None

D S120-A-4 5 229

Amount of rental income cleared in
for month 4 of the reference period
dollars. Range = -2500,2500.

U Asset 120 owned by individual persons
old and older

V 00000 .None

D W120-W-1 1 234

Was rental income received from
property owned jointly with others
in month 1 of the reference period.

U Asset 120 owned jointly with someone
else other than spouse

V 0 .Not in universe

1 .Yes

2 .No

D W120-W-2 1 235

Was rental income received from
property owned jointly with others
in month 2 of the reference period.

U Asset 120 owned jointly with someone
else other than spouse

DATA	SIZE	BEGIN
V 0 .Not in universe		
1 .Yes		
2 .No		
D W120-W-3	1	236
Was rental income received from property owned jointly with others in month 3 of the reference period.		
U Asset 120 owned jointly with someone else other than spouse		
V 0 .Not in universe		
1 .Yes		
2 .No		
D W120-W-4	1	237
Was rental income received from property owned jointly with others in month 4 of the reference period.		
U Asset 120 owned jointly with someone else other than spouse		
V 0 .Not in universe		
1 .Yes		
2 .No		
D W120-A-1	5	238
Amount of rental income cleared jointly with others for month 1 of the reference period. In dollars. Range = -2500,2500.		
U Asset 120 owned jointly with someone else other than spouse		
V 00000 .None		
D W120-A-2	5	243
Amount of rental income cleared jointly with others for month 2 of the reference period. In dollars. Range = -2500,2500.		
U Asset 120 owned jointly with someone else other than spouse		
V 00000 .None		
D W120-A-3	5	248
Amount of rental income cleared jointly with others for month 3 of the reference period. In dollars. Range = -2500,2500.		
U Asset 120 owned jointly with someone else other than spouse		
V 00000 .None		

GENERAL TYPE 2

DATA	SIZE	BEGIN
D W120-A-4	5	253
Amount of rental income cleared jointly with others for month 4 of the reference period. In dollars. Range = -2500,2500.		
U Asset 120 owned jointly with someone else other than spouse		
V 00000	.None	
*		*
* The next 24 fields contain income source code 130 (mortgages) by months 1-4.		
*		*
*	J130-M-1....4	*
*	J130-W-1....4	*
*	J130-A-1....4	*
*	S130-M-1....4	*
*	S130-W-1....4	*
*	S130-A-1....4	*
*		*
D J130-M-1	1	258
Was mortgage held jointly with spouse for month 1 of the reference period.		
U Asset 130 owned jointly by married couples		
V 0	.Not in universe	
1	.Yes	
2	.No	
D J130-M-2	1	259
Was mortgage held jointly with spouse for month 2 of the reference period.		
U Asset 130 owned jointly by married couples		
V 0	.Not in universe	
1	.Yes	
2	.No	
D J130-M-3	1	260
Was mortgage held jointly with spouse for month 3 of the reference period.		
U Asset 130 owned jointly by married couples		
V 0	.Not in universe	
1	.Yes	
2	.No	

DATA	SIZE	BEGIN
D J130-M-4	1	261
Was mortgage held jointly with spouse for month 4 of the reference period.		
U Asset 130 owned jointly by married couples		
V 0 .Not in universe		
1 .Yes		
2 .No		
D J130-W-1	1	262
Was interest received from jointly owned mortgage for month 1 of the reference period.		
U Asset 130 owned jointly by married couples		
V 0 .Not in universe		
1 .Yes		
2 .No		
D J130-W-2	1	263
Was interest received from jointly owned mortgage for month 2 of the reference period.		
U Asset 130 owned jointly by married couples		
V 0 .Not in universe		
1 .Yes		
2 .No		
D J130-W-3	1	264
Was interest received from jointly owned mortgage for month 3 of the reference period.		
U Asset 130 owned jointly by married couples		
V 0 .Not in universe		
1 .Yes		
2 .No		
D J130-W-4	1	265
Was interest received from jointly owned mortgage for month 4 of the reference period.		
U Asset 130 owned jointly by married couples		
V 0 .Not in universe		
1 .Yes		
2 .No		
D J130-A-1	4	266
Amount of mortgage interest earned jointly with spouse for month 1 of the reference period. In dollars.		

276

GENERAL TYPE 2

DATA SIZE BEGIN

Range = 0,2500.

U Asset 130 owned jointly by married couples
V 0000 .None

D J130-A-2 4 270

Amount of mortgage interest earned
jointly with spouse for month 2 of
the reference period. In dollars.

Range = 0,2500.

U Asset 130 owned jointly by married couples
V 0000 .None

D J130-A-3 4 274

Amount of mortgage interest earned
jointly with spouse for month 3 of
the reference period. In dollars.

Range = 0,2500.

U Asset 130 owned jointly by married couples
V 0000 .None

D J130-A-4 4 278

Amount of mortgage interest earned
jointly with spouse for month 4 of
the reference period. In dollars.

Range = 0,2500.

U Asset 130 owned jointly by married couples
V 0000 .None

D S130-M-1 1 282

Was mortgage held in own name in
month 1 of the reference period.

U Asset 130 owned by individual persons
15 years old and older

V 0 .Not in universe

1 .Yes

2 .No

D S130-M-2 1 283

Was mortgage held in own name in
month 2 of the reference period.

U Asset 130 owned by individual persons
15 years old and older

V 0 .Not in universe

1 .Yes

2 .No

D S130-M-3 1 284

Was mortgage held in own name in

DATA	SIZE	BEGIN
month 3 of the reference period.		
U Asset 130 owned by individual persons 15 years old and older		
V 0 .Not in universe		
1 .Yes		
2 .No		
D S130-M-4	1	285
Was mortgage held in own name in month 4 of the reference period.		
U Asset 130 owned by individual persons 15 years old and older		
V 0 .Not in universe		
1 .Yes		
2 .No		
D S130-W-1	1	286
Was interest received from mortgage held in own name for month 1 of the reference period.		
U Asset 130 owned by individual persons 15 years old and older		
V 0 .Not in universe		
1 .Yes		
2 .No		
D S130-W-2	1	287
Was interest received from mortgage held in own name for month 2 of the reference period.		
U Asset 130 owned by individual persons 15 years old and older		
V 0 .Not in universe		
1 .Yes		
2 .No		
D S130-W-3	1	288
Was interest received from mortgage held in own name for month 3 of the reference period.		
U Asset 130 owned by individual persons 15 years old and older		
V 0 .Not in universe		
1 .Yes		
2 .No		
D S130-W-4	1	289
Was interest received from mortgage held in own name for month 4 of the		

278

GENERAL TYPE 2

DATA	SIZE	BEGIN
reference period.		
U Asset 130 owned by individual persons 15 years old and older		
V 0 .Not in universe		
1 .Yes		
2 .No		
D S130-A-1	4	290
Amount of mortgage interest earned in own name for month 1 of the reference period. In dollars. Range = 0,2500.		
U Asset 130 owned by individual persons 15 years old and older		
V 0000 .None		
D S130-A-2	4	294
Amount of mortgage interest earned in own name for month 2 of the reference period. In dollars. Range = 0,2500.		
U Asset 130 owned by individual persons 15 years old and older		
V 0000 .None		
D S130-A-3	4	298
Amount of mortgage interest earned in own name for month 3 of the reference period. In dollars. Range = 0,2500.		
U Asset 130 owned by individual persons 15 years old and older		
V 0000 .None		
D S130-A-4	4	302
Amount of mortgage interest earned in own name for month 4 of the reference period. In dollars. Range = 0,2500.		
U Asset 130 owned by individual persons 15 years old and older		
V 0000 .None		
*		*
* The next 8 fields contain income		*
* source codes 140 (royalties) and		*
* 150 (other financial investments)		*
* by months 1-4.		*
*		*

GENERAL TYPE 2

DATA	SIZE	BEGIN	
*	S4050-W1....4		*
*	S4050-A1....4		*
*			*
D S4050-W1	1	306	
	Were royalties or other financial investment income received in month 1 of the reference period in own name.		
U Asset 140	owned by individual persons 15 years old and older		
V 0	.Not in universe		
1	.Yes		
2	.No		
D S4050-W2	1	307	
	Were royalties or other financial investment income received in month 2 of the reference period in own name.		
U Asset 140	owned by individual persons 15 years old and older		
V 0	.Not in universe		
1	.Yes		
2	.No		
D S4050-W3	1	308	
	Were royalties or other financial investment income received in month 3 of the reference period in own name.		
U Asset 140	owned by individual persons 15 years old and older		
V 0	.Not in universe		
1	.Yes		
2	.No		
D S4050-W4	1	309	
	Were royalties or other financial investment income received in month 4 of the reference period in own name.		
U Asset 140	owned by individual persons 15 years old and older		
V 0	.Not in universe		
1	.Yes		
2	.No		
D S4050-A1	5	310	
	Amount earned from royalties and		

GENERAL TYPE 2

DATA	SIZE	BEGIN
------	------	-------

other financial investments for
month 1 of the reference period.
In dollars. Range = -2500,2500.

Asset 140 owned by individual persons
15 years old and older
 00000 .None

D S4050-A2	5	315
------------	---	-----

Amount earned from royalties and
other financial investments for
month 2 of the reference period.
In dollars. Range = -2500,2500.

Asset 140 owned by individual persons
15 years old and older
 00000 .None

D S4050-A3	5	320
------------	---	-----

Amount earned from royalties and
other financial investments for
month 3 of the reference period.
Range = -2500,2500.

Asset 140 owned by individual persons
15 years old and older
 00000 .None

D S4050-A4	5	325
------------	---	-----

Amount earned from royalties and
other financial investments for
month 4 of the reference period.
In dollars. Range = -2500,2500.

Asset 140 owned by individual persons
15 years old and older
 00000 .None

* * * * *

* The next 4 fields (SC4300 through *
* SC4306) are possible answers to *
* the question: *
* * * * *

* Check item A10 asset types owned . *
* * * * *

D SC4300	1	330
----------	---	-----

ISS code 100 - regular/passbook
savings accounts

Household members 15 years old and older
 0 .Not marked as a type of asset owned
1 .Marked as a type of asset owned

GENERAL TYPE 2

DATA	SIZE	BEGIN
D SC4302	1	331
ISS code 101 - money market deposit accounts		
U Household members 15 years old and older		
V 0 .Not marked as a type of asset owned		
1 .Marked as a type of asset owned		
D SC4304	1	332
ISS code 102 - certificates of deposit or other savings certificates		
U Household members 15 years old and older		
V 0 .Not marked as a type of asset owned		
1 .Marked as a type of asset owned		
D SC4306	1	333
ISS code 103 - NOW, Super NOW or other interest earning checking accounts		
U Household members 15 years old and older		
V 0 .Not marked as a type of asset owned		
1 .Marked as a type of asset owned		
D SC4308	1	334
Check Item A11		
Interview status of ...'s spouse .		
U Household members 15 years old and older		
V 0 .Not in universe		
1 .No spouse in household - skip To SC4320		
2 .Interview for spouse not yet conducted		
3 .Interview for spouse already conducted - skip to SC4318		
D SC4310	1	335
Did ... own any of these assets jointly with ...'s (husband/wife)		
U Assets 100-103 owned by household members 15 years old and older		
V 0 .Not in universe		
1 .Yes		
2 .No - skip to SC4320		
D SC4312	5	336
What is your best estimate of the total amount of interest earned on these jointly held assets during the 4-month period		

ZBZ

GENERAL TYPE 2

DATA SIZE BEGIN

Range = 0,20000.

U Assets 100-103 owned jointly by
married couples

V 00000 .Not in universe

D G2-FILL1 1 341

Zero filler

D SC4318 1 342

Besides the assets owned jointly
with ...'s (husband/wife), did ...
have any of these in ...'s own
name

U Assets 100-103 owned by individual
persons 15 years old and older

V 0 .Not in universe

1 .Yes

2 .No - skip to next ISS code

D SC4320 5 343

What is your best estimate of the
total amount of interest earned on
these assets during the 4-month
period

Range = 0,10000.

U Assets 100-103 owned by individual
persons 15 years old and older

V 00000 .Not in universe

D G2-FILL2 1 348

Zero filler

* The next 4 fields (SC4400 through *
* SC4406) are possible answers to *
* the question: *

* *

* Check item A10 asset types owned. *

* *

D SC4400 1 349

ISS code 104 - money market funds

U Household members 15 years old and older

V 0 .Not marked as a type of asset owned

1 .Marked as a type of asset owned

D SC4402 1 350

ISS code 105 - U.S. government
securities

U Household members 15 years old and older

GENERAL TYPE 2

DATA	SIZE	BEGIN
V 0 .Not marked as a type of asset owned		
1 .Marked as a type of asset owned		
D SC4404	1	351
ISS code 106 - municipal or corporate bonds		
U Household members 15 years old and older		
V 0 .Not marked as a type of asset owned		
1 .Marked as a type of asset owned		
D SC4406	1	352
ISS code 107 - other interest-earning assets		
U Household members 15 years old and older		
V 0 .Not marked as a type of asset owned		
1 .Marked as a type of asset owned		
D SC4408	1	353
Check item A13		
Interview status of ...'s spouse .		
U Household members 15 years old and older		
V 0 .Not in universe		
1 .No spouse in household - skip to SC4420		
2 .Interview for spouse not yet conducted		
3 .Interview for spouse already conducted - skip to SC441B		
D SC4410	1	354
Did ... own any of these assets jointly with ...'s (husband/wife)		
U Assets 104-107 owned by household members 15 years old and older		
V 0 .Not in universe		
1 .Yes		
2 .No - skip to SC4420		
D SC4412	5	355
What is your best estimate of the total amount of interest earned on these jointly held assets during the 4-month period		
Range = 0,20000.		
U Assets 104-107 owned jointly by married couples		
V 00000 .Not in universe		
D G2-FILL3	1	360
Zero tiller		

GENERAL TYPE 2

DATA	SIZE	BEGIN
D SC4418	1	361
Besides the assets owned jointly with ...'s (husband/wife), did ... have any of these in ...'s own name		
U Assets 104-107 owned by individual persons 15 years old and older		
V 0 .Not in universe		
1 .Yes		
2 .No - skip to next ISS code		
D SC4420	5	362
What is your best estimate of the total amount of interest earned on these assets during the 4-month period. In dollars. Range = 0,10000.		
U Assets 104-107 owned by individual persons 15 years old and older		
V 00000 .Not in universe		
D G2-FILL4	1	367
Zero filler		
D SC4500	1	368
Did ... receive any dividend checks for owned stocks or mutual fund shares during these 4 months		
U Household members 15 years old and older		
V 0 .Not in universe		
1 .Yes		
2 .No - skip to SC4512		
D SC4502	1	369
Check item A14 Interview status of ...'s spouse .		
U Household members 15 years old and older		
V 0 .Not in universe		
1 .No spouse in household - skip to SC4508		
2 .Interview for spouse not yet conducted		
3 .Interview for spouse already conducted - skip to SC4508		
D SC4504	5	370
During the past 4 months how much was received in dividend checks		

DATA	SIZE	BEGIN
<p>Made out jointly to ... and ...'s (husband/wife). In dollars. Range = -3,20000.</p>		
U Asset 110 owned jointly by married couples		
V -0003 .None - skip to SC4508		
00000 .Not in universe		
D G2-FILL5	1	375
Zero filler		
D SC4508	5	376
<p>During this 4-month period, how much did ... receive in dividend checks (in ...'s name only) Range = -3,10000.</p>		
U Asset 110 owned by individual persons 15 years old and older		
V -0003 .None - skip to SC4512		
00000 .Not in universe		
D G2-FILL6	1	381
Zero filler		
D SC4512	1	382
<p>Did ... earn any (other) dividends that were credited against a margin account or automatically reinvested in additional shares of stock</p>		
U Asset 110 owned by individual persons 15 years old and older		
V 0 .Not in universe		
1 .Yes		
2 .No - skip to next ISS code		
D SC4514	1	383
<p>Check item A15 Interview status of ...'s spouse .</p>		
U Household members 15 years old and older		
V 0 .Not in universe		
1 .No spouse in household - skip to SC4518		
2 .Interview for spouse not yet conducted		
3 .Interview for spouse already conducted - skip to SC4518		
D SC4516	5	384
<p>During the 4-month period how much of these kinds of dividends did ...</p>		

GENERAL TYPE 2

DATA	SIZE	BEGIN
<p>earn jointly with ...'s (husband/ wife). In dollars. Range = -3,20000.</p>		
U Asset 110 owned jointly by married couples		
V -0003 .None		
00000 .Not in universe		
D SC4518	5	389
<p>During the 4-month period, how much of these kinds of dividends did ... earn (in ...'s name only) Range = -3,10000.</p>		
U Asset 110 owned by individual persons 15 years old and older		
V -0003 .None		
00000 .Not in universe		
D SC4600	1	394
<p>Check item A17 Interview status of ...'s spouse .</p>		
U Household members 15 years old and older		
V 0 .Not in universe		
1 .No spouse in household - skip to SC4610		
2 .Interview for spouse not yet conducted		
3 .Interview for spouse already conducted - skip to SC4610		
D SC4602	1	395
<p>Did ... receive any rental income from property owned jointly by ... and ...'s (husband/wife)</p>		
U Asset 120 owned jointly by married couples		
V 0 .Not in universe		
1 .Yes		
2 .No - skip to SC4610		
D SC4604	5	396
<p>About how much was received in gross rent from this property during the 4-month period Range = 0,20000.</p>		
U Asset 120 owned jointly by married couples		
V 00000 .Not in universe		

GENERAL TYPE 2

DATA	SIZE	BEGIN
D SC4606	6	401
What is your best estimate of the amount that was cleared after expenses. Negative amount indicates loss. In dollars. Range = -20000,20000.		
U Asset 120 owned jointly by married couples		
V 000000 .Not in universe		
D SC4610	1	407
Did ... receive rental income from property owned entirely in ...'s own name		
U Asset 120 owned by individual persons 15 years old and older		
V 0 .Not in universe		
1 .Yes		
2 .No - skip to SC4618		
D SC4612	5	408
About how much was received in gross rent from this property during the 4-month period Range = 0,10000.		
U Asset 120 owned by individual persons 15 years old and older		
V 00000 .Not in universe		
D SC4614	6	413
What is your best estimate of the amount that was cleared after expenses. Negative amount indicates loss. In dollars. Range = -10000,10000.		
U Asset 120 owned by individual persons 15 years old and older		
V 000000 .Not in universe		
D SC4618	1	419
Did ... receive any rental income from property owned jointly with others		
U Asset 120 owned jointly with someone else other than spouse		
V 0 .Not in universe		
1 .Yes		
2 .No - skip to next ISS code		

GENERAL TYPE 2

DATA	SIZE	BEGIN
D SC4620	6	420
What is your best estimate of ...'s share of the amount cleared on this property during the last 4 months. Negative amount indicates loss. Range = -10000;10000. In dollars.		
U	Asset 120 owned jointly with someone else other than spouse	
V	000000 .Not in universe	
*		*
*	The next 3 fields (SC4700 through SC4704) are possible answers to the question:	
*		*
*		*
*	Check item A15 asset types owned .	
*		*
D SC4700	1	426
ISS code 130 - mortgages		
U	Household members 15 years old and older	
V	0 .Not marked as a type of asset owned	
	1 .Marked as a type of asset owned	
D SC4702	1	427
ISS code 140 - royalties		
U	Household members 15 years old and older	
V	0 .Not marked as a type of asset owned	
	1 .Marked as a type of asset owned	
D SC4704	1	428
ISS code 150 - other financial investments		
U	Household members 15 years old and older	
V	0 .Not marked as a type of asset owned	
	1 .Marked as a type of asset owned	
D SC4706	1	429
Check item A19		
Is ISS code 130 marked in SC4700		
U	Household members 15 years old and older	
V	0 .Not in universe	
	1 .Yes	
	2 .No - skip to SC4720 through SC4722	
D SC4708	1	430
Check Item A20		
Interview status of ...'s spouse .		
U	Household members 15 years old and older	

GENERAL TYPE 2

DATA	SIZE	BEGIN
V 0 .Not in universe		
1 .No spouse in household - skip to SC4716		
2 .Interview for spouse not yet conducted		
3 .Interview for spouse already conducted - skip to SC4714		
D SC4710	1	431
Did ... own this mortgage jointly with ...'s spouse		
U Asset 130 owned jointly by married couples		
V 0 .Not in universe		
1 .Yes		
2 .No - skip to SC4716		
D SC4712	5	432
During the past 4 months how much interest was paid to ... and ...'s spouse by the borrower		
Range = -3,20000. In dollars.		
U Asset 130 owned jointly by married couples		
V -0003 .None		
00000 .Not in universe		
D SC4714	1	437
Did ... hold any mortgages in ...'s own name		
U Asset 130 owned by individual persons 15 years old and older		
V 0 .Not in universe		
1 .Yes		
2 .No - skip to SC4718		
D SC4716	5	438
During the past 4 months how much interest was paid to ... by the borrower. In dollars.		
Range = -3,10000.		
U Asset 130 owned by individual persons 15 years old and older		
V -0003 .None		
00000 .Not in universe		
D SC4718	1	443
Check item A21		
Is ISS code 140 marked in SC4702 or		

290

GENERAL TYPE 2

DATA	SIZE	BEGIN
ISS code 150 marked in SC4704		
U Household members 15 years old and older		
V 0		.Not in universe
1		.Yes
2		.No
D SC4720	6	444
During the past 4 months, how much income did ... receive from these assets. Negative amount indicates loss. In dollars.		
Range = -10000,10000.		
U Asset 140 or 150 owned by individual persons 15 years old and older		
V -00003		.None
000000		.Not in universe
*		*
* General amounts 2 imputation flag		*
*		*
D G2-IMP01	1	450
General amounts 2 imputation flag 1 imputation of 'SC4310'		
V 0		.Not imputed
1		.Imputed
D G2-IMP02	1	451
General amounts 2 imputation flag 2 imputation of 'SC4312'		
V 0		.Not imputed
1		.Imputed
D G2-IMP03	1	452
General amounts 2 imputation flag 3 imputation of 'SC4318'		
V 0		.Not imputed
1		.Imputed
D G2-IMP04	1	453
General amounts 2 imputation flag 4 imputation of 'SC4320'		
V 0		.Not imputed
1		.Imputed
D G2-IMP05	1	454
General amounts 2 imputation flag 5 imputation of 'SC4410'		
V 0		.Not imputed
1		.Imputed

GENERAL TYPE 2

DATA	SIZE	BEGIN
D G2-IMP06	1	455
General amounts 2 imputation flag 6 imputation of 'SC441Z'		
V 0	.Not imputed	
1	.Imputed	
D G2-IMP07	1	456
General amounts 2 imputation flag 7 imputation of 'SC441B'		
V 0	.Not imputed	
1	.Imputed	
D G2-IMP08	1	457
General amounts 2 imputation flag 8 imputation of 'SC4420'		
V 0	.Not imputed	
1	.Imputed	
D G2-IMP09	1	458
General amounts 2 imputation flag 9 imputation of 'SC4500'		
V 0	.Not imputed	
1	.Imputed	
D G2-IMP10	1	459
General amounts 2 imputation flag 10 imputation of 'SC4504'		
V 0	.Not imputed	
1	.Imputed	
D G2-IMP11	1	460
General amounts 2 imputation flag 11 imputation of 'SC4508'		
V 0	.Not imputed	
1	.Imputed	
D G2-IMP12	1	461
General amounts 2 imputation flag 12 imputation of 'SC4512'		
V 0	.Not imputed	
1	.Imputed	
D G2-IMP13	1	462
General amounts 2 imputation flag 13 imputation of 'SC4516'		
V 0	.Not imputed	
1	.Imputed	
D G2-IMP14	1	463
General amounts 2 imputation flag 14		

GENERAL TYPE 2

DATA	SIZE	BEGIN
imputation of 'SC4518'		
V 0		.Not imputed
1		.Imputed
D G2-IMP15	1	464
General amounts 2 imputation flag 15		
imputation of 'SC4602'		
V 0		.Not imputed
1		.Imputed
D G2-IMP16	1	465
General amounts 2 imputation flag 16		
imputation of 'SC4604'		
V 0		.Not imputed
1		.Imputed
D G2-IMP17	1	466
General amounts 2 imputation flag 17		
imputation of 'SC4606'		
V 0		.Not imputed
1		.Imputed
D G2-IMP18	1	467
General amounts 2 imputation flag 18		
imputation of 'SC4610'		
V 0		.Not imputed
1		.Imputed
D G2-IMP19	1	468
General amounts 2 imputation flag 19		
imputation of 'SC4612'		
V 0		.Not imputed
1		.Imputed
D G2-IMP20	1	469
General amounts 2 imputation flag 20		
imputation of 'SC4614'		
V 0		.Not imputed
1		.Imputed
D G2-IMP21	1	470
General amounts 2 imputation flag 21		
imputation of 'SC4618'		
V 0		.Not imputed
1		.Imputed
D G2-IMP22	1	471
General amounts 2 imputation flag 22		

DATA	SIZE	BEGIN
imputation of 'SC4620' / 'SC4622'		
V 0		.Not imputed
1		.Imputed
D G2-IMP23	1	472
General amounts 2 imputation flag 23		
imputation of 'SC4710'		
V 0		.Not imputed
1		.Imputed
D G2-IMP24	1	473
General amounts 2 imputation flag 24		
imputation of 'SC4712'		
V 0		.Not imputed
1		.Imputed
D G2-IMP25	1	474
General amounts 2 imputation flag 25		
imputation of 'SC4714'		
V 0		.Not imputed
1		.Imputed
D G2-IMP26	1	475
General amounts 2 imputation flag 26		
imputation of 'SC4716'		
V 0		.Not imputed
1		.Imputed
D G2-IMP27	1	476
General amounts 2 imputation flag 27		
imputation of 'SC4720' / 'SC4722'		
V 0		.Not imputed
1		.Imputed
D G2-PERID	5	477
Along with PSU/SEG/SER, identifies		
the person to which this record		
belongs.		
Digits 1-2 are entry address ID.		
Digits 3-5 are edited person number.		
D G2-FILL7	1259	482
Blank filler		

APPENDIX A-1

INCOME SOURCE CODE LIST

Code Income Sources

- 1 - Social Security
- 2 - U.S. Government Railroad Retirement pay
- 3 - Federal Supplemental Security Income (SSI)
- 5 - State unemployment compensation
- 6 - Supplemental Unemployment Benefits
- 7 - Other unemployment compensation (Trade Adjustment Act benefits, strike pay, other)
- 8 - Veterans compensation or pensions
- 10 - Worker's compensation
- 12 - Employer or union temporary sickness policy
- 13 - Payments from a sickness, accident or disability insurance policy purchased on your own
- 20 - Aid to Families with Dependent Children (AFDC, ADC)
- 21 - General assistance or General relief
- 23 - Foster child care payments
- 24 - Other welfare
- 25 - WIC (Women, Infants and Children) Nutrition Program
- 27 - Food stamps
- 28 - Child support payments
- 29 - Alimony payments
- 30 - Pension from company or union
- 31 - Federal Civil Service or other Federal civilian employee pensions
- 32 - U.S. Military retirement pay
- 34 - State government pensions
- 35 - Local government pensions
- 36 - Income from paid-up life insurance policies or annuities
- 37 - Estates and trusts
- 38 - Other payments for retirement, disability or survivor
- 40 - G.I. Bill/VEAP education benefits
- 50 - Income assistance from a charitable group
- 51 - Money from relatives or friends
- 52 - Lump sum payments
- 53 - Income from roomers or boarders
- 54 - National Guard or Reserve pay
- 55 - Incidental or casual earnings
- 56 - Other cash income not included elsewhere
- 75 - Categories combined and recoded for confidentiality reasons
 - State Administered Supplemental Security Income (old code 4)
 - Black lung payments (old code 9)
 - State temporary sickness or disability benefits (old code 11)
 - Indian, Cuban, or Refugee Assistance (old code 22)
 - National Guard or Reserve Force retirement (old code 33)

4. 10. 20

11. 10. 2019 - 11. 10. 2020

Code Asset List

- 100 - Regular/passbook savings accounts in a bank,
savings and loan or credit union
- 101 - Money market deposit accounts
- 102 - Certificates of Deposit or other savings certificates
- 103 - NOW, Super NOW or other interest earning checking
accounts
- 104 - Money market funds
- 105 - U.S. Government securities
- 106 - Municipal or corporate bonds
- 107 - Other interest-earning assets
- 110 - Stocks or mutual fund shares
- 120 - Rental property
- 130 - Mortgages
- 140 - Royalties
- 150 - Other financial investments

Code Special Indicators

- 170 - Worked
- 171 - Disabled
- 172 - Medicare
- 173 - Medicaid
- 174 - U.S. Saving Bonds (E, EE)
- 175 - Other educational assistance

QUESTION 1

The following table shows the results of a survey of 1000 people who were asked to rate their satisfaction with the service provided by a company. The table shows the number of people who rated their satisfaction as 'Very Satisfied', 'Satisfied', 'Dissatisfied', and 'Very Dissatisfied'.

Satisfaction Level	Number of People
Very Satisfied	150
Satisfied	350
Dissatisfied	400
Very Dissatisfied	100

QUESTION 2

The following table shows the results of a survey of 1000 people who were asked to rate their satisfaction with the service provided by a company. The table shows the number of people who rated their satisfaction as 'Very Satisfied', 'Satisfied', 'Dissatisfied', and 'Very Dissatisfied'.

Satisfaction Level	Number of People
Very Satisfied	150
Satisfied	350
Dissatisfied	400
Very Dissatisfied	100

APPENDIX A-2.

INCOME SOURCES INCLUDED IN MONTHLY CASH INCOME

Earnings from Employment

Wages and salaries
 Nonfarm self-employment income
 Farm self-employment income

Income from Assets (Property Income)

Regular/passbook savings accounts in a bank, savings and loan or credit union
 Money market deposit accounts
 Certificates of Deposit or other savings certificates
 NOW, Super NOW or other interest-earning checking accounts
 Money market funds
 U.S. Government securities
 Municipal or corporate bonds
 Other interest-earning assets
 Stocks or mutual fund shares
 Rental property
 Mortgages
 Royalties
 Other financial investments

Other Income Sources

Social Security
 U.S. Government Railroad Retirement pay
 Federal Supplemental Security Income (SSI)
 State Administered Supplemental Security Income
 State unemployment compensation
 Supplemental Unemployment Benefits
 Other unemployment compensation (Trade Adjustment Act benefits; strike pay, other)
 Veterans compensation or pensions
 Black lung payments
 Worker's compensation
 State temporary sickness or disability benefits
 Payments from a sickness, accident or disability insurance policy purchased on your own
 Aid to Families with Dependent Children (AFDC, ADC)
 General assistance or General relief
 Indian, Cuban, or Refugee Assistance
 Foster child care payments
 Other welfare
 Child support payments
 Alimony payments
 Pension from company or union
 Federal Civil Service or other Federal civilian employee pensions

Other Income Sources (Continued)

U.S. Military retirement pay
National Guard or Reserve Forces retirement
State government pensions
Local government pensions
Income from paid-up life insurance policies or annuities
Estates and trusts
Other payments for retirement, disability or survivor
G.I. Bill/VEAP education benefits
Income assistance from a charitable group
Money from relatives or friends
Lump sum payments
Income from roomers or boarders
National Guard or Reserve pay
Incidental or casual earnings
Other cash income not included elsewhere

APPENDIX A-3.

SOURCES OF MEANS-TESTED BENEFITS COVERED IN SIPP

Cash Benefits

Federal Supplemental Security Income (SSI)
State Administered Supplemental Security Income
Veterans' pensions
Aid to Families with Dependent Children (AFDC, ADC)
General Assistance or General Relief
Indian, Cuban, or Refugee Assistance
Other welfare
Foster child care payments

Noncash Benefits

Food Stamps
Special Supplemental Food Program for Women,
Infants, and Children (WIC)
Low-Income Home Energy Assistance

Medicaid
Free or reduced price school lunches
Free or reduced price school breakfasts
Public or subsidized rental housing

THE UNIVERSITY OF CHICAGO PRESS

CHICAGO, ILLINOIS

1968

APPENDIX A-4

1980 CENSUS OF POPULATION
OCCUPATION CLASSIFICATION SYSTEM

(The numbers in parentheses refer to the 1980 Standard Occupational Classification code equivalents. Pt means part. N.e.c. means not elsewhere classified.)

MANAGERIAL AND PROFESSIONAL SPECIALTY OCCUPATIONS

1980 CODE	Executive, Administrative, and Managerial Occupations
003	Legislators (111)
004	Chief executives and general administrators, public administration (112)
005	Administrators and officials, public administration (1132-1139)
006	Administrators, protective services (1131)
007	Financial managers (122)
008	Personnel and labor relations managers (123)
009	Purchasing managers (124)
013	Managers, marketing, advertising, and public relations (125)
014	Administrators, education and related fields (128)
015	Managers, medicine and health (131)
016	Managers, properties and real estate (1353)
017	Postmasters and mail superintendents (1344)
018	Funeral directors (pt 1359)
019	Managers and administrators, n.e.c. (121, 126, 127, 132-139, exc. 1344, 1353, pt 1359)
	Management Related Occupations
023	Accountants and auditors (1412)
024	Underwriters (1414)
025	Other financial officers (1415, 1419)
026	Management analysts (142)
027	Personnel, training, and labor relations specialists (143)
028	Purchasing agents and buyers, farm products (1443)
029	Buyers, wholesale and retail trade except farm products (1442)
033	Purchasing agents and buyers, n.e.c. (1449)
034	Business and promotion agents (145)
035	Construction inspectors (1472)
036	Inspectors and compliance officers, exc. construction (1473)
037	Management related occupations, n.e.c. (149)
	Professional Specialty Occupations
	Engineers, Architects, and Surveyors
043	Architects (161)
044	Engineers Aerospace (1622)

Engineers, Architects, and Surveyors (continued)

	Engineers (continued)
045	Metallurgical and materials (1623)
046	Mining (1624)
047	Petroleum (1625)
048	Chemical (1626)
049	Nuclear (1627)
053	Civil (1628)
054	Agricultural (1632)
055	Electrical and electronic (1633, 1636)
056	Industrial (1634)
057	Mechanical (1635)
058	Marine and naval architects (1637)
059	Engineers, n.e.c. (1639)
063	Surveyors and mapping scientists (164)
	Mathematical and Computer Scientists
064	Computer systems analysts and scientists (171)
065	Operations and systems researchers and analysts (172)
066	Actuaries (1732)
067	Statisticians (1733)
068	Mathematical scientists, n.e.c. (1739)
	Natural Scientists
069	Physicists and astronomers (1842, 1843)
073	Chemists, except biochemists (1845)
074	Atmospheric and space scientists (1846)
075	Geologists and geodesists (1847)
076	Physical scientists, n.e.c. (1849)
077	Agricultural and food scientists (1853)
078	Biological and life scientists (1854)
079	Forestry and conservation scientists (1852)
083	Medical scientists (1855)
	Health Diagnosing Occupations
084	Physicians (261)
085	Dentists (262)
086	Veterinarians (27)
087	Optometrists (281)
088	Podiatrists (283)
089	Health diagnosing practitioners, n.e.c. (289)
	Health Assessment and Treating Occupations
095	Registered nurses (29)
096	Pharmacists (301)
097	Dietitians (302)
	Therapists
098	Inhalation therapists (3031)
099	Occupational therapists (3032)
103	Physical therapists (3033)
104	Speech therapists (3034)
105	Therapists, n.e.c. (3039)
106	Physicians' assistants (304)

	Teachers, Postsecondary
113	Earth, environmental, and marine science teachers (2212)
114	Biological science teachers (2213)
115	Chemistry teachers (2214)
116	Physics teachers (2215)
117	Natural science teachers, n.e.c. (2216)
118	Psychology teachers (2217)
119	Economics teachers (2218)
123	History teachers (2222)
124	Political science teachers (2223)
125	Sociology teachers (2224)
126	Social science teachers, n.e.c. (2225)
127	Engineering teachers (2226)
128	Mathematical science teachers (2227)
129	Computer science teachers (2228)
133	Medical science teachers (2231)
134	Health specialties teachers (2232)
135	Business, commerce, and marketing teachers (2233)
136	Agriculture and forestry teachers (2234)
137	Art, drama, and music teachers (2235)
138	Physical education teachers (2236)
139	Education teachers (2237)
143	English teachers (2238)
144	Foreign language teachers (2242)
145	Law teachers (2243)
146	Social work teachers (2244)
147	Theology teachers (2245)
148	Trade and industrial teachers (2246)
149	Home economics teachers (2247)
153	Teachers, postsecondary, n.e.c. (2249)
154	Postsecondary teachers, subject not specified
	Teachers, Except Postsecondary
155	Teachers, prekindergarten and kindergarten (231)
N(156)	Teachers, elementary school (232)
P(157)	Teachers, secondary school (233)
158	Teachers, special education (235)
159	Teachers, n.e.c. (236, 239)
163	Counselors, educational and vocational (24)
	Librarians, Archivists, and Curators
164	Librarians (251)
165	Archivists and curators (252)
	Social Scientists and Urban Planners
166	Economists (1912)
167	Psychologists (1915)
168	Sociologists (1916)
169	Social scientists, n.e.c. (1913, 1914, 1919)
173	Urban planners (192)
	Social, Recreation, and Religious Workers
174	Social workers (2032)
175	Recreation workers (2033)
176	Clergy (2042)
177	Religious workers, n.e.c. (2049)

	Lawyers and Judges
178	Lawyers (211)
178	Judges (212)
	Writers, Artists, Entertainers, and Athletes
183	Authors (321)
184	Technical writers (398)
185	Designers (322)
186	Musicians and composers (323)
187	Actors and directors (324)
188	Painters, sculptors, craft-artists, and artist printmakers (325)
189	Photographers (326)
193	Dancers (327)
194	Artists, performers, and related workers, n.e.c. (328, 329)
195	Editors and reporters (331)
197	Public relations specialists (332)
198	Announcers (333)
199	Athletes (34)

TECHNICAL, SALES, AND ADMINISTRATIVE SUPPORT OCCUPATIONS

Technicians and Related Support Occupations

Health Technologists and Technicians

203	Clinical laboratory technologists and technicians (362)
204	Dental hygienists (363)
205	Health record technologists and technicians (364)
206	Radiologic technicians (365)
207	Licensed practical nurses (366)
208	Health technologists and technicians, n.e.c. (369)

Technologists and Technicians, Except Health

Engineering and Related Technologists and Technicians

213	Electrical and electronic technicians (3711)
214	Industrial engineering technicians (3712)
215	Mechanical engineering technicians (3713)
216	Engineering technicians, n.e.c. (3719)
217	Drafting occupations (372)
218	Surveying and mapping technicians (373)

Science Technicians

223	Biological technicians (382)
224	Chemical technicians (3831)
225	Science technicians, n.e.c. (3832, 3833, 384, 389)

Technicians; Except Health, Engineering, and Science

226	Airplane pilots and navigators (825)
227	Air traffic controllers (392)
228	Broadcast equipment operators (393)
229	Computer programmers (3971, 3972)
233	Tool programmers, numerical control (3974)
234	Legal assistants (396)
235	Technicians, n.e.c. (399)

	Sales Occupations	
243	Supervisors and proprietors, sales occupations (40)	
	Sales Representatives, Finance and Business Services	
253	Insurance sales occupations (4122)	
254	Real estate sales occupations (4123)	
255	Securities and financial services sales occupations (4124)	
256	Advertising and related sales occupations (4153)	
257	Sales occupations, other business services (4152)	
	Sales Representatives, Commodities Except Retail	
258	Sales engineers (421)	
259	Sales representatives, mining, manufacturing, and wholesale (423, 4	
	Sales Workers, Retail and Personal Services	
263	Sales workers, motor vehicles and boats (4342, 4344)	
264	Sales workers, apparel (4346)	
265	Sales workers, shoes (4351)	
266	Sales workers, furniture and home furnishings (4348)	
267	Sales workers; radio, TV, hi-fi, and appliances (4343, 4352)	
268	Sales workers, hardware and building supplies (4353)	
269	Sales workers, parts (4367)	
274	Sales workers, other commodities (4345, 4347, 4354, 4356, 4359, 4362, 4369)	
275	Sales counter clerks (4363)	
Q(276)	Cashiers (4364)	
277	Street and door-to-door sales workers (4366)	
278	News vendors (4365)	
	Sales Related Occupations	
283	Demonstrators, promoters and models, sales (445)	
284	Auctioneers (447)	
285	Sales support occupations, n.e.c. (444, 446, 449)	
	Administrative Support Occupations, Including Clerical	
	Supervisors, Administrative Support Occupations	
303	Supervisors, general office (4511, 4513, 4514, 4516, 4519, 4529)	
304	Supervisors, computer equipment operators (4512)	
305	Supervisors, financial records processing (4521)	
306	Chief communications operators (4523)	
307	Supervisors; distribution, scheduling, and adjusting clerks (4522, 4524-4528)	
	Computer Equipment Operators	
308	Computer operators (4612)	
309	Peripheral equipment operators (4613)	
	Secretaries, Stenographers, and Typists	
R(313)	Secretaries (4622)	
314	Stenographers (4623)	
315	Typists (4624)	
	Information Clerks	
316	Interviewers (4642)	
317	Hotel clerks (4643)	
318	Transportation ticket and reservation agents (4644)	
319	Receptionists (4645)	
323	Information clerks, n.e.c. (4649)	

	Records Processing Occupations, Except Financial
325	Classified-ad clerks (4662)
326	Correspondence clerks (4663)
327	Order clerks (4664)
328	Personnel clerks, except payroll and timekeeping (4692)
329	Library clerks (4694)
335	File clerks (4696)
336	Records clerks (4699)
	Financial Records Processing Occupations
S(337)	Bookkeepers, accounting, and auditing clerks (4712)
338	Payroll and timekeeping clerks (4713)
339	Billing clerks (4715)
343	Cost and rate clerks (4716)
344	Billing, posting, and calculating machine operators (4718)
	Duplicating, Mail and Other Office Machine Operators
345	Duplicating machine operators (4722)
346	Mail preparing and paper handling machine operators (4723)
347	Office machine operators, n.e.c. (4729)
	Communications Equipment Operators
348	Telephone operators (4732)
349	Telegraphers (4733)
353	Communications equipment operators, n.e.c. (4739)
	Mail and Message Distributing Occupations
354	Postal clerks, exc. mail carriers (4742)
355	Mail carriers, postal service (4743)
356	Mail clerks, exc. postal service (4744)
357	Messengers (4745)
	Material Recording, Scheduling, and Distributing Clerks
359	Dispatchers (4751)
363	Production coordinators (4752)
364	Traffic, shipping, and receiving clerks (4753)
365	Stock and inventory clerks (4754)
366	Meter readers (4755)
368	Weighers, measurers, and checkers (4756)
369	Samplers (4757)
373	Expeditors (4758)
374	Material recording, scheduling, and distributing clerks, n.e.c. (4759)
	Adjusters and Investigators
375	Insurance adjusters, examiners, and investigators (4782)
376	Investigators and adjusters, except insurance (4783)
377	Eligibility clerks, social welfare (4784)
378	Bill and account collectors (4786)
	Miscellaneous Administrative Support Occupations
379	General office clerks (483)
383	Bank tellers (4791)
384	Proofreaders (4792)
385	Data-entry keyers (4793)
386	Statistical clerks (4794)
387	Teachers' aides (4795)
389	Administrative support occupations, n.e.c. (4787, 4799)

SERVICE OCCUPATIONS

Private Household Occupations

403	Launderers and ironers (503)
404	Cooks, private household (504)
405	Housekeepers and butlers (505)
406	Child care workers, private household (506)
T(407)	Private household cleaners and servants (502, 507, 509)

Protective Service Occupations

	Supervisors, Protective Service Occupations
413	Supervisors, firefighting and fire prevention occupations (5111)
414	Supervisors, police and detectives (5112)
415	Supervisors, guards (5113)
	Firefighting and Fire Prevention Occupations
416	Fire inspection and fire prevention occupations (5122)
417	Firefighting occupations (5123)
	Police and Detectives
418	Police and detectives, public service (5132)
423	Sheriffs bailiffs, and other law enforcement officers (5134)
424	Correctional institution officers (5133)
	Guards
425	Crossing guards (5142)
426	Guards and police, exc. public service (5144)
427	Protective service occupations, n.e.c. (5149)

Service Occupations, Except Protective and Household

Food Preparation and Service Occupations

433	Supervisors, food preparation and service occupations (5211)
434	Bartenders (5212)
U(435)	Walters and waitresses (5213)
436	Cooks, except short order (5214)
437	Short-order cooks (5215)
438	Food counter, fountain and related occupations (5216)
439	Kitchen workers, food preparation (5217)
443	Walters'/waitresses' assistants (5218)
444	Miscellaneous food preparation occupations (5219)

Health Service Occupations

445	Dental assistants (5232)
446	Health aides, except nursing (5233)
447	Nursing aides, orderlies, and attendants (5236)

Cleaning and Building Service Occupations, except Household

448	Supervisors, cleaning and building service workers (5241)
449	Maid and housemen (5242, 5249)
V(453)	Janitors and cleaners (5244)
454	Elevator operators (5245)
455	Pest control occupations (5246)

Personal Service Occupations

456	Supervisors, personal service occupations (5251)
457	Barbers (5252)
458	Hairdressers and cosmetologists (5253)

Personal Service Occupations (continued)

459	Attendants, amusement and recreation facilities (5254)
463	Guides (5255)
464	Ushers (5256)
465	Public transportation attendants (5257)
466	Baggage porters and bellhops (5262)
467	Welfare service aides (5263)
468	Child care workers, except private household (5264)
469	Personal service occupations, n.e.c. (5258, 5269)

FARMING, FORESTRY, AND FISHING OCCUPATIONS

Farm Operators and Managers

W(473)	Farmers, except horticultural (5512-5514)
474	Horticultural specialty farmers (5515)
475	Managers, farms, except horticultural (5522-5524)
476	Managers, horticultural specialty farms (5525)

Other Agricultural and Related Occupations

Farm Occupations, Except Managerial

477	Supervisors, farm workers (5611)
479	Farm workers (5612-5617)
483	Marine life cultivation workers (5618)
484	Nursery workers (5619)
	Related Agricultural Occupations
485	Supervisors, related agricultural occupations (5621)
486	Groundskeepers and gardeners, except farm (5622)
487	Animal caretakers, except farm (5624)
488	Graders and sorters, agricultural products (5625)
489	Inspectors, agricultural products (5627)

Forestry and Logging Occupations

494	Supervisors, forestry, and logging workers (571)
495	Forestry workers, except logging (572)
496	Timber cutting and logging occupations (573, 579)

Fishers, Hunters, and Trappers

497	Captains and other officers, fishing vessels (pt 8241)
498	Fishers (583)
499	Hunters and trappers (584)

PRECISION PRODUCTION, CRAFT, AND REPAIR OCCUPATIONS

Mechanics and Repairers

503	Supervisors, mechanics and repairers (60)
	Mechanics and Repairers, Except Supervisors
	Vehicle and Mobile Equipment Mechanics and Repairers
X(505)	Automobile mechanics (pt 6111)
506	Automobile mechanic apprentices (pt 6111)
507	Bus, truck, and stationary engine mechanics (6112)
508	Aircraft engine mechanics (6113)
509	Small engine repairers (6114)
514	Automobile body and related repairers (6115)
515	Aircraft mechanics, exc. engine (6116)
516	Heavy equipment mechanics (6117)
517	Farm equipment mechanics (6118)

Mechanics and Repairers Except Supervisors (continued)

518	Industrial machinery repairers (613)
519	Machinery maintenance occupations (614)
	Electrical and Electronic Equipment Repairers
523	Electronic repairers, communications and industrial equipment (6151, 6153, 6155)
525	Data processing equipment repairers (6154)
526	Household appliance and power tool repairers (6156)
527	Telephone line installers and repairers (6157)
529	Telephone installers and repairers (6158)
533	Miscellaneous electrical and electronic equipment repairers (6152,
534	Heating, air conditioning, and refrigeration mechanics (6161)
	Miscellaneous Mechanics and Repairers
535	Camera, watch, and musical instrument repairers (6171, 6172)
536	Locksmiths and safe repairers (6173)
538	Office machine repairers (6174)
539	Mechanical controls and valve repairers (6175)
543	Elevator installers and repairers (6176)
544	Millwrights (6178)
547	Specified mechanics and repairers, n.e.c. (6177, 6179)
548	Not specified mechanics and repairers

Construction Trades

	Supervisors, construction occupations
553	Supervisors; brickmasons, stonemasons, and tile setters (6312)
554	Supervisors, carpenters and related workers (6313)
555	Supervisors, electricians and power transmission installers (6314)
556	Supervisors; painters, paperhangers, and plasterers (6315)
557	Supervisors; plumbers, pipefitters, and steamfitters (6316)
558	Supervisors, n.e.c. (6311, 6318)
	Construction Trades, Except Supervisors
563	Brickmasons and stonemasons (pt 6412, pt 6413)
564	Brickmason and stonemason apprentices (pt 6412, pt 6413)
565	Tile setters, hard and soft (6414, pt 6462)
566	Carpet installers (pt 6462)
Y(567)	Carpenters (pt 6422)
569	Carpenter apprentices (pt 6422)
573	Drywall installers (6424)
575	Electricians (pt 6432)
576	11 Electrician apprentices (pt 6432)
577	Electrical power installers and repairers (6433)
579	Painters, construction and maintenance (6442)
583	Paperhangers (6443)
584	Plasterers (6444)
585	Plumbers, pipefitters, and steamfitters (pt 645)
587	Plumber, pipefitter, and steamfitter apprentices (pt 645)
588	Concrete and terrazzo finishers (6463)
589	Glaziers (6464)
593	Insulation workers (6465)
594	Paving, surfacing, and tamping equipment operators (6466)
595	Roofers (6468)
596	Sheetmetal duct installers (6472)
597	Structural metal workers (6473)
598	Drillers, earth (6474)
598	Construction trades, n.e.c. (6467, 6475, 6476, 6479)

Extractive Occupations

- 613 Supervisors, extractive occupations (832)
- 614 Drillers, oil well (852)
- 615 Explosives workers (853)
- 616 Mining machine operators (854)
- 617 Mining occupations, n.e.c. (856)

Precision Production Occupations

- 633 Supervisors, production occupations (87, 71)
- Precision Metal Working Occupations
 - 634 Tool and die makers (pt 6811)
 - 635 Tool and die maker apprentices (pt 6811)
 - 636 Precision assemblers, metal (6812)
 - 637 Machinists (pt 6813)
 - 639 Machinist apprentices (pt 6813)
 - 643 Boilermakers (6814)
 - 644 Precision grinders, filers, and tool sharpeners (6818)
 - 645 Patternmakers and model makers, metal (6817)
 - 646 Lay-out workers (6821)
 - 647 Precious stones and metals workers (Jewelers) (6822, 6868)
 - 649 Engravers, metal (6823)
 - 653 Sheet metal workers (pt 6824)
 - 654 Sheet metal worker apprentices (pt 6824)
 - 655 Miscellaneous precision metal workers (6829)
- Precision Woodworking Occupations
 - 658 Patternmakers and model makers, wood (6831)
 - 657 Cabinet makers and bench carpenters (6832)
 - 658 Furniture and wood finishers (6835)
 - 659 Miscellaneous precision woodworkers (6839)
- Precision Textile, Apparel, and Furnishings Machine Workers
 - 666 Dressmakers (pt 6852, pt 7752)
 - 667 Tailors (pt 6852)
 - 668 Upholsterers (6853)
 - 669 Shoe repairers (6854)
 - 673 Apparel and fabric patternmakers (6856)
 - 674 Miscellaneous precision apparel and fabric workers (6859, pt 7752)
- Precision Workers, Assorted Materials
 - 675 Hand molders and shapers, except jewelers (6861)
 - 676 Patternmakers, lay-out workers, and cutters (6862)
 - 677 Optical goods workers (6864, pt 7477, pt 7677)
 - 678 Dental laboratory and medical appliance technicians (6865)
 - 679 Bookbinders (6844)
 - 683 Electrical and electronic equipment assemblers (6867)
 - 684 Miscellaneous precision workers, n.e.c. (6869)
- Precision Food Production Occupations
 - 686 Butchers and meat cutters (6871)
 - 687 Bakers (6872)
 - 688 Food batchmakers (6873, 6879)
- Precision Inspectors, Testers, and Related Workers
 - 689 Inspectors, testers, and graders (6881, 828)
 - 693 Adjusters and calibrators (6882)
- Plant and System Operators
 - 694 Water and sewage treatment plant operators (891)
 - 695 Power plant operators (pt 893)

696 Stationary engineers (pt 693, 7668)
 699 Miscellaneous plant and system operators (692, 694, 695, 698)

OPERATORS, FABRICATORS, AND LABORERS

Machine Operators, Assemblers, and Inspectors
 Machine Operators and Tenders, except Precision
 Metal working and Plastic Working Machine Operators
 703 Lathe and turning machine set-up operators (7312)
 704 Lathe and turning machine operators (7512)
 705 Milling and planing machine operators (7313, 7513)
 706 Punching and stamping press machine operators (7314, 7317, 7614, 7517)
 707 Rolling machine operators (7316, 7516)
 708 Drilling and boring machine operators (7318, 7518)
 709 Grinding, abrading, buffing, and polishing machine operators
 (7322, 7324, 7522)
 713 Forging machine operators (7319, 7519)
 714 Numerical control machine operators (7326)
 715 Miscellaneous metal, plastic, stone, and glass working machine operators
 (7329, 7529)
 717 Fabricating machine operators, n.e.c. (7339, 7539)
 Metal and Plastic Processing Machine Operators
 719 Molding and casting machine operators (7315, 7342, 7515, 7542)
 723 Metal plating machine operators (7343, 7543)
 724 Heat treating equipment operators (7344, 7544)
 725 Miscellaneous metal and plastic processing machine operators (7349, 7549)
 Woodworking Machine Operators
 726 Wood lathe, routing, and planing machine operators (7431, 7432, 7631, 7632)
 727 Sawing machine operators (7433, 7633)
 728 Shaping and joining machine operators (7435, 7635)
 729 Nailing and tacking machine operators (7636)
 733 Miscellaneous woodworking machine operators (7434, 7439, 7634, 7639)
 Printing Machine Operators
 734 Printing machine operators (7443, 7643)
 735 Photoengravers and lithographers (6842, 7444, 7644)
 736 Typesetters and compositors (6841, 7642)
 737 Miscellaneous printing machine operators (6849, 7449, 7649)
 Textile, Apparel, and Furnishings Machine Operators
 738 Winding and twisting machine operators (7451, 7651)
 739 Knitting, looping, tapping, and weaving machine operators (7452, 7652)
 743 Textile cutting machine operators (7654)
 744 Textile sewing machine operators (7655)
 745 Shoe machine operators (7656)
 747 Pressing machine operators (7657)
 748 Laundering and dry cleaning machine operators (6855, 7658)
 749 Miscellaneous textile machine operators (7459, 7659)
 Machine Operators, Assorted Materials
 753 Cementing and gluing machine operators (7661)
 754 Packaging and filling machine operators (7462, 7662)
 755 Extruding and forming machine operators (7463, 7663)
 756 Mixing and blending machine operators (7664)
 757 Separating, filtering, and clarifying machine operators

	(7476, 7686, 7676)
758	Compressing and compacting machine operators (7467, 7667)
759	Painting and paint spraying machine operators (7669)
	Machine Operators, Assorted Materials (continued)
763	Roasting and baking machine operators, food (7472, 7672)
764	Washing, cleaning, and pickling machine operators (7673)
765	Folding machine operators (7474, 7874)
766	Furnace, kiln, and oven operators, exc. food (7675)
768	Crushing and grinding machine operators (pt 7477, pt 7677)
769	Slicing and cutting machine operators (7478, 7678)
773	Motion picture projectionists (pt 7479)
774	Photographic process machine operators (6863, 6868, 7671)
777	Miscellaneous machine operators, n.e.c. (pt 7479, 7665, 7679)
779	Machine operators, not specified
	Fabricators, Assemblers, and Hand Working Occupations
783	Welders and cutters (7332, 7532, 7714)
784	Solderers and brazers (7333, 7533, 7717)
785	Assemblers (772, 774)
786	Hand cutting and trimming occupations (7753)
787	Hand molding, casting, and forming occupations (7754, 7755)
789	Hand painting, coating, and decorating occupations (7756)
793	Hand engraving and printing occupations (7757)
794	Hand grinding and polishing occupations (7758)
795	Miscellaneous hand working occupations (7759)
	Production Inspectors, Testers, Samplers, and Weighers
796	Production inspectors, checkers, and examiners (782, 787)
797	Production testers (783)
798	Production samplers and weighers (784)
799	Graders and sorters, exc. agricultural (785)
	Transportation and Material Moving Occupations
	Motor Vehicle Operators
803	Supervisors, motor vehicle operators (8111)
804)	Truck drivers, heavy (8212, 8213)
805	Truck drivers, light (8214)
806	Driver sales workers (8218)
808	Bus drivers (8215)
809	Taxicab drivers and chauffeurs (8216)
813	Parking lot attendants (874)
814	Motor transportation occupations, n.e.c. (8219)
	Transportation Occupations, Except Motor Vehicles
	Rail Transportation Occupations
823	Railroad conductors and yardmasters (8113)
824	Locomotive operating occupations (8232)
825	Railroad brake, signal, and switch operators (8233)
826	Rail vehicle operators, n.e.c. (8239)
	Water Transportation Occupations
828	Ship captains and mates, except fishing boats (pt 8241, 8242)
829	Sailors and deckhands (8243)
833	Marine engineers (8244)
834	Bridge, lock, and lighthouse tenders (8245)

1990-1991

1990

1990-1991
1990-1991
1990-1991

1991

Material Moving Equipment Operators

843 Supervisors, material moving equipment operators (812)
 844 Operating engineers (8312)
 845 Longshore equipment operators (8313)

Material Moving Equipment Operators (continued)

848 Hoist and winch operators (8314)
 849 Crane and tower operators (8315)
 853 Excavating and loading machine operators (8316)
 855 Grader, dozer, and scraper operators (8317)
 856 Industrial truck and tractor equipment operators (8318)
 859 Miscellaneous material moving equipment operators (8319)

Handlers, Equipment Cleaners, Helpers, and Laborers

863 Supervisors, handlers, equipment cleaners, and laborers, n.e.c. (85)
 864 Helpers, mechanics and repairers (863)
Helpers, Construction and Extractive Occupations
 865 Helpers, construction trades (8641-8645, 8648)
 866 Helpers, surveyor (8646)
 867 Helpers, extractive occupations (865)
 869 Construction laborers (871)
 873 Production helpers (861, 862)
Freight, Stock, and Material Handlers
 875 Garbage collectors (8722)
 876 Stevedores (8723)
 877 Stock handlers and baggers (8724)
 878 Machine feeders and offbearers (8725)
 883 Freight, stock, and material handlers, n.e.c. (8726)
 885 Garage and service station related occupations (873)
 887 Vehicle washers and equipment cleaners (875)
 888 Hand packers and packagers (8761)
 889 Laborers, except construction (8769)

905 Member of the Armed Forces

APPENDIX A-5

1980 CENSUS OF POPULATION
INDUSTRY CLASSIFICATION SYSTEM(Numbers in parentheses are the 1972 SIC code equivalents 1/)Census
Code

AGRICULTURE, FORESTRY, AND FISHERIES

010 (A)	Agricultural production, crops (01)
011	Agricultural production, livestock (02)
020	Agricultural services, except horticultural (07, except 078)
021	Horticultural services (078)
030	Forestry (08)
031	Fishing, hunting, and trapping (09)

MINING

040	Metal mining (10)
041	Coal mining (11, 12)
042	Crude petroleum and natural gas extraction (13)
050	Nonmetallic mining and quarrying, except fuel (14)

060 (B)	CONSTRUCTION (15, 16, 17)
---------	---------------------------

MANUFACTURING

Nondurable Goods

	Food and kindred products
100	Meat products (201)
101	Dairy products (202)
102	Canned and preserved fruits and vegetables (203)
110	Grain mill products (204)
111	Bakery products (205)
112	Sugar and confectionery products (206)
120	Beverage industries (208)
121	Miscellaneous food preparations and kindred products (207, 209)
122	Not specified food industries
130	Tobacco manufactures (21)
	Textile mill products
132	Knitting mills (225)
140	Dyeing and finishing textiles, except wool and knit goods (226)
141	Floor coverings, except hard surface (227)
142	Yarn, thread, and fabric mills (221-224, 228)
150	Miscellaneous textile mill products (229)

1/ See Executive Office of the President, Office of Management and Budget, Standard Industrial Classification Manual, 1972 and the 1977 Supplement.

Census
Code

MANUFACTURING-Continued

Nondurable goods-Continued

	Apparel and other finished textile products
151	Apparel and accessories, except knit (231-238)
152	Miscellaneous fabricated textile products (239)
	Paper and allied products
160	Pulp, paper, and paperboard mills (261-263, 266)
161	Miscellaneous paper and pulp products (264)
162	Paperboard containers and boxes (265)
	Printing, publishing, and allied industries
171 (C)	Newspaper publishing and printing (271)
172	Printing, publishing, and allied industries, except newspapers (27)
	Chemicals and allied products
180	Plastics, synthetics, and resins (282)
181	Drugs (283)
182	Soaps and cosmetics (284)
190	Paints, varnishes, and related products (287)
191	Agricultural chemicals (287)
192	Industrial and miscellaneous chemicals (281, 286, 289)
	Petroleum and coal products
200	Petroleum refining (291)
201	Miscellaneous petroleum and coal products (295, 299)
	Rubber and miscellaneous plastics products
210	Tires and inner tubes (301)
211	Other rubber products, and plastics footwear and belting (302-304,
212	Miscellaneous plastics products (307)
	Leather and leather products
220	Leather tanning and finishing (311)
221	Footwear, except rubber and plastic (313, 314)
222	Leather products, except footwear (315-317, 319)

Durable Goods

	Lumber and wood products, except furniture
230	Logging (241)
231	Sawmills, planing mills, and millwork (242, 243)
232	Wood buildings and mobile homes (245)
241	Miscellaneous wood products (244, 249)
242	Furniture and fixtures (25)
	Stone, clay, glass, and concrete products
250	Glass and glass products (321-323)
251	Cement, concrete, gypsum, and plaster products (324, 327)
252	Structural clay products (325)
261	Pottery and related products (326)
262	Miscellaneous nonmetallic mineral and stone products (328, 329).
	Metal industries
270	Blast furnaces, steelworks, rolling and finishing mills (331)
271	Iron and steel foundries (332)
272	Primary aluminum industries (3334, part 334, 3353-3355, 3361)

Census
Code

MANUFACTURING-Continued

Durable goods-Continued

280	Other primary metal industries (3331-3333, 3339, part 334, 3351, 3356, 3357, 3362, 3369, 339)
281	Cutlery, handtools, and other hardware (342)
282	Fabricated structural metal products (344)
290	Screw machine products (345)
291	Metal forgings and stampings (346)
292	Ordnance (348)
300	Miscellaneous fabricated metal products (341, 343, 347, 349)
301	Not specified metal industries
	Machinery, except electrical
310	Engines and turbines (351)
311	Farm machinery and equipment (352)
312	Construction and material handling machines (353)
320	Metalworking machinery (354)
321	Office and accounting machines (357, except 3573)
322	Electronic computing equipment (3573)
331	Machinery, except electrical, n.e.c. (355, 356, 358, 359)
332	Not specified machinery
	Electrical machinery, equipment, and supplies
340	Household appliances (363)
341	Radio, T.V., and communication equipment (365, 366)
342	Electrical machinery, equipment, and supplies, n.e.c. (361, 362, 364, 367, 369)
350	Not specified electrical machinery, equipment, and supplies
	Transportation equipment
351	Motor vehicles and motor vehicle equipment (371)
352	Aircraft and parts (372)
360	Ship and boat building and repairing (373)
361	Railroad locomotives and equipment (374)
362	Guided missiles, space vehicles, and parts (378)
370	Cycles and miscellaneous transportation equipment (375, 379)
	Professional and photographic equipment, and watches
371	Scientific and controlling instruments (381, 382)
372	Optical and health services supplies (383, 384, 385)
380	Photographic equipment and supplies (386)
381	Watches, clocks, and clockwork operated devices (387)
382	Not specified professional equipment
390	Toys, amusement, and sporting goods (394)
391	Miscellaneous manufacturing industries (39 exc. 394)
392	Not specified manufacturing industries

TRANSPORTATION, COMMUNICATIONS, AND OTHER
PUBLIC UTILITIES

Transportation

400	Railroads (40)
401	Bus service and urban transit (41, except 412)
402	Taxicab service (412)

TRANSPORTATION, COMMUNICATIONS, AND OTHER PUBLIC
UTILITIES-Continued

Census
Code

	Transportation (continued)
410	Trucking service (421, 423)
411	Warehousing and storage (422)
412	U.S. Postal Service (43)
420	Water transportation (44)
421	Air transportation (45)
422	Pipe lines, except natural gas (46)
432	Services incidental to transportation (47)
	Communications
440	Radio and television broadcasting (483)
441	Telephone (wire and radio) (481)
442	Telegraph and miscellaneous communication services (482, 489)
	Utilities and sanitary services
460	Electric light and power (491)
461	Gas and steam supply systems (492, 496)
462	Electric and gas, and other combinations (493)
470	Water supply and irrigation (494, 497)
471	Sanitary services (495)
472	Not specified utilities

WHOLESALE TRADE

Durable Goods

500	Motor vehicles and equipment (501)
501	Furniture and home furnishings (502)
502	Lumber and construction materials (503)
510	Sporting goods, toys, and hobby goods (504)
511	Metals and minerals, except petroleum (505)
512	Electrical goods (506)
521	Hardware, plumbing and heating supplies (507)
522	Not specified electrical and hardware products
530	Machinery, equipment, and supplies (508)
531	Scrap and waste materials (5093)
532	Miscellaneous wholesale, durable goods (5094, 5099)

Nondurable Goods

540	Paper and paper products (511)
541	Drugs, chemicals and allied products (512, 516)
542	Apparel, fabrics, and notions (513)
550	Groceries and related products (514)
551	Farm products - raw materials (515)
552	Petroleum products (517)
560	Alcoholic beverages (518)
561	Farm supplies (5191)
562	Miscellaneous wholesale, nondurable goods (5194, 5198, 5199)
571	Not specified wholesale trade

Census
Code

RETAIL TRADE

580	Lumber and building material retailing (521, 523)
581	Hardware stores (525)
582	Retail nurseries and garden stores (528)
590	Mobile home dealers (527)
591 (D)	Department stores (531)
592	Variety stores (533)
600	Miscellaneous general merchandise stores (539)
601 (E)	Grocery stores (541)
602	Dairy products stores (545)
610	Retail bakeries (546)
611	Food stores, n.e.c. (542, 543, 544, 549)
612	Motor vehicle dealers (551, 552)
620	Auto and home supply stores (553)
621	Gasoline service stations (554)
622	Miscellaneous vehicle dealers (555, 556, 557, 559)
630	Apparel and accessory stores, except shoe (56, except 568)
631	Shoe stores (566)
632	Furniture and home furnishings stores (571)
640	Household appliances, TV, and radio stores (572, 573)
641 (F)	Eating and drinking places (58)
642	Drug stores (591)
650	Liquor stores (592)
651	Sporting goods, bicycles, and hobby stores (5941, 5945, 5946)
652	Book and stationery stores (5942, 5943)
660	Jewelry stores (5944)
661	Sewing, needlework and piece goods stores (5949)
662	Mail order houses (5981)
670	Vending machine operators (5982)
671	Direct selling establishments (5983)
672	Fuel and ice dealers (598)
681	Retail florists (5992)
682	Miscellaneous retail stores (593, 5947, 5948, 5993, 5994, 5999)
691	Not specified retail trade

FINANCE, INSURANCE, AND REAL ESTATE

700 (G)	Banking (60)
701	Savings and loan associations (612)
702	Credit agencies, n.e.c. (61, except 612)
710	Security, commodity brokerage, and investment companies (62, 67)
711 (H)	Insurance (63, 64)
712	Real estate, including real estate-insurance-law offices (65, 66)

BUSINESS AND REPAIR SERVICES

721	Advertising (731)
722	Services to dwellings and other buildings (734)
730	Commercial research, development, and testing labs (7391, 7397)
731	Personnel supply services (736)
732	Business management and consulting services (7392)

Census
Code

BUSINESS AND REPAIR SERVICES (continued)

740 Computer and data processing services (737)
 741 Detective and protective services (7393)
 742 Business services, n.e.c. (732, 733, 735, 7394, 7395, 7396, 7399)
 750 Automotive services, except repair (751, 752, 754)
 751 Automotive repair shops (753)
 752 Electrical repair shops (762, 7694)
 760 Miscellaneous repair services (763, 764, 7692, 7699)

PERSONAL SERVICES

761 (J) Private households (38)
 762 Hotels and motels (701)
 770 Lodging places, except hotels and motels (702, 703, 704)
 771 Laundry, cleaning, and garment services (721)
 772 Beauty shops (723)
 780 Barber shops (724)
 781 Funeral service and crematories (726)
 782 Shoe repair shops (725)
 790 Dressmaking shops (part 729)
 791 Miscellaneous personal services (722, part 729)

ENTERTAINMENT AND RECREATION SERVICES

800 Theaters and motion pictures (78, 792)
 801 Bowling alleys, billiard and pool parlors (793)
 802 Miscellaneous entertainment and recreation services (791, 794, 799)

PROFESSIONAL AND RELATED SERVICES

812 Offices of physicians (801, 803)
 820 Offices of dentists (802)
 821 Offices of chiropractors (8041)
 822 Offices of optometrists (8042)
 830 Offices of health practitioners, n.e.c. (8049)
 831 (K) Hospitals (808)
 832 Nursing and personal care facilities (805)
 840 Health services, n.e.c. (807, 808, 809)
 841 Legal services (81)
 842 (L) Elementary and secondary schools (821)
 850 (M) Colleges and universities (822)
 851 Business, trade, and vocational schools (824)
 852 Libraries (823)
 860 Educational services, n.e.c. (829)
 861 Job training and vocational rehabilitation services (833)
 862 Child day care services (835)
 870 Residential care facilities, without nursing (836)
 871 Social services, n.e.c. (832, 839)
 872 Museums, art galleries, and zoos (84)

Census
Code

PROFESSIONAL AND RELATED SERVICES (continued)

880 Religious organizations (866)
881 Membership organizations (861-865, 869)
882 Engineering, architectural, and surveying services (891)
890 Accounting, auditing, and bookkeeping services (893)
891 Noncommercial educational and scientific research (892)
892 Miscellaneous professional and related services (899)

PUBLIC ADMINISTRATION

900 Executive and legislative offices (911-913)
901 General government, n.e.c. (919)
910 Justice, public order, and safety (92)
921 Public finance, taxation, and monetary policy (93)
922 Administration of human resources programs (94)
930 Administration of environmental quality and housing programs (95)
931 Administration of economic programs (96)
932 National security and international affairs (97)

991 Member of the Armed Forces

APPENDIX B

RECORD TYPE COUNTS

The SIPP public-use microdata file consists of eight record types. Below is listed the number of records by record type on the Wave 4 relational file.

<u>Record Type</u>	<u>Count</u>
Sample Unit	19,090
Household	22,034
Family	88,129
Person	55,993
Wage-Salary	25,168
Self-Employment	3,429
General-Type 1	18,593
General-Type 2	26,151

APPENDIX C
CONTROL CARD

SURVEY OF INCOME AND PROGRAM PARTICIPATION

CONTROL NUMBER

CONTROL CARD

INDICATOR

OFFICE USE ONLY

DATE

NAME

ADDRESS

TELEPHONE

SEX

AGE

RACE

EDUCATION

RELIGION

ETHNICITY

HOUSEHOLD TYPE

CONTROL CARD

INDICATOR

OFFICE USE ONLY

DATE

NAME

ADDRESS

TELEPHONE

SEX

AGE

RACE

EDUCATION

RELIGION

ETHNICITY

HOUSEHOLD TYPE

SECTION OF HOUSEHOLD

1.01 **1.02** **1.03** **1.04** **1.05** **1.06** **1.07** **1.08** **1.09** **1.10** **1.11** **1.12** **1.13** **1.14** **1.15** **1.16** **1.17** **1.18** **1.19** **1.20**

2.01 **2.02** **2.03** **2.04** **2.05** **2.06** **2.07** **2.08** **2.09** **2.10** **2.11** **2.12** **2.13** **2.14** **2.15** **2.16** **2.17** **2.18** **2.19** **2.20**

3.01 **3.02** **3.03** **3.04** **3.05** **3.06** **3.07** **3.08** **3.09** **3.10** **3.11** **3.12** **3.13** **3.14** **3.15** **3.16** **3.17** **3.18** **3.19** **3.20**

4.01 **4.02** **4.03** **4.04** **4.05** **4.06** **4.07** **4.08** **4.09** **4.10** **4.11** **4.12** **4.13** **4.14** **4.15** **4.16** **4.17** **4.18** **4.19** **4.20**

5.01 **5.02** **5.03** **5.04** **5.05** **5.06** **5.07** **5.08** **5.09** **5.10** **5.11** **5.12** **5.13** **5.14** **5.15** **5.16** **5.17** **5.18** **5.19** **5.20**

6.01 **6.02** **6.03** **6.04** **6.05** **6.06** **6.07** **6.08** **6.09** **6.10** **6.11** **6.12** **6.13** **6.14** **6.15** **6.16** **6.17** **6.18** **6.19** **6.20**

7.01 **7.02** **7.03** **7.04** **7.05** **7.06** **7.07** **7.08** **7.09** **7.10** **7.11** **7.12** **7.13** **7.14** **7.15** **7.16** **7.17** **7.18** **7.19** **7.20**

8.01 **8.02** **8.03** **8.04** **8.05** **8.06** **8.07** **8.08** **8.09** **8.10** **8.11** **8.12** **8.13** **8.14** **8.15** **8.16** **8.17** **8.18** **8.19** **8.20**

9.01 **9.02** **9.03** **9.04** **9.05** **9.06** **9.07** **9.08** **9.09** **9.10** **9.11** **9.12** **9.13** **9.14** **9.15** **9.16** **9.17** **9.18** **9.19** **9.20**

10.01 **10.02** **10.03** **10.04** **10.05** **10.06** **10.07** **10.08** **10.09** **10.10** **10.11** **10.12** **10.13** **10.14** **10.15** **10.16** **10.17** **10.18** **10.19** **10.20**

11.01 **11.02** **11.03** **11.04** **11.05** **11.06** **11.07** **11.08** **11.09** **11.10** **11.11** **11.12** **11.13** **11.14** **11.15** **11.16** **11.17** **11.18** **11.19** **11.20**

12.01 **12.02** **12.03** **12.04** **12.05** **12.06** **12.07** **12.08** **12.09** **12.10** **12.11** **12.12** **12.13** **12.14** **12.15** **12.16** **12.17** **12.18** **12.19** **12.20**

13.01 **13.02** **13.03** **13.04** **13.05** **13.06** **13.07** **13.08** **13.09** **13.10** **13.11** **13.12** **13.13** **13.14** **13.15** **13.16** **13.17** **13.18** **13.19** **13.20**

14.01 **14.02** **14.03** **14.04** **14.05** **14.06** **14.07** **14.08** **14.09** **14.10** **14.11** **14.12** **14.13** **14.14** **14.15** **14.16** **14.17** **14.18** **14.19** **14.20**

15.01 **15.02** **15.03** **15.04** **15.05** **15.06** **15.07** **15.08** **15.09** **15.10** **15.11** **15.12** **15.13** **15.14** **15.15** **15.16** **15.17** **15.18** **15.19** **15.20**

16.01 **16.02** **16.03** **16.04** **16.05** **16.06** **16.07** **16.08** **16.09** **16.10** **16.11** **16.12** **16.13** **16.14** **16.15** **16.16** **16.17** **16.18** **16.19** **16.20**

17.01 **17.02** **17.03** **17.04** **17.05** **17.06** **17.07** **17.08** **17.09** **17.10** **17.11** **17.12** **17.13** **17.14** **17.15** **17.16** **17.17** **17.18** **17.19** **17.20**

18.01 **18.02** **18.03** **18.04** **18.05** **18.06** **18.07** **18.08** **18.09** **18.10** **18.11** **18.12** **18.13** **18.14** **18.15** **18.16** **18.17** **18.18** **18.19** **18.20**

19.01 **19.02** **19.03** **19.04** **19.05** **19.06** **19.07** **19.08** **19.09** **19.10** **19.11** **19.12** **19.13** **19.14** **19.15** **19.16** **19.17** **19.18** **19.19** **19.20**

20.01 **20.02** **20.03** **20.04** **20.05** **20.06** **20.07** **20.08** **20.09** **20.10** **20.11** **20.12** **20.13** **20.14** **20.15** **20.16** **20.17** **20.18** **20.19** **20.20**

21.01 **21.02** **21.03** **21.04** **21.05** **21.06** **21.07** **21.08** **21.09** **21.10** **21.11** **21.12** **21.13** **21.14** **21.15** **21.16** **21.17** **21.18** **21.19** **21.20**

22.01 **22.02** **22.03** **22.04** **22.05** **22.06** **22.07** **22.08** **22.09** **22.10** **22.11** **22.12** **22.13** **22.14** **22.15** **22.16** **22.17** **22.18** **22.19** **22.20**

23.01 **23.02** **23.03** **23.04** **23.05** **23.06** **23.07** **23.08** **23.09** **23.10** **23.11** **23.12** **23.13** **23.14** **23.15** **23.16** **23.17** **23.18** **23.19** **23.20**

24.01 **24.02** **24.03** **24.04** **24.05** **24.06** **24.07** **24.08** **24.09** **24.10** **24.11** **24.12** **24.13** **24.14** **24.15** **24.16** **24.17** **24.18** **24.19** **24.20**

25.01 **25.02** **25.03** **25.04** **25.05** **25.06** **25.07** **25.08** **25.09** **25.10** **25.11** **25.12** **25.13** **25.14** **25.15** **25.16** **25.17** **25.18** **25.19** **25.20**

26.01 **26.02** **26.03** **26.04** **26.05** **26.06** **26.07** **26.08** **26.09** **26.10** **26.11** **26.12** **26.13** **26.14** **26.15** **26.16** **26.17** **26.18** **26.19** **26.20**

27.01 **27.02** **27.03** **27.04** **27.05** **27.06** **27.07** **27.08** **27.09** **27.10** **27.11** **27.12** **27.13** **27.14** **27.15** **27.16** **27.17** **27.18** **27.19** **27.20**

28.01 **28.02** **28.03** **28.04** **28.05** **28.06** **28.07** **28.08** **28.09** **28.10** **28.11** **28.12** **28.13** **28.14** **28.15** **28.16** **28.17** **28.18** **28.19** **28.20**

29.01 **29.02** **29.03** **29.04** **29.05** **29.06** **29.07** **29.08** **29.09** **29.10** **29.11** **29.12** **29.13** **29.14** **29.15** **29.16** **29.17** **29.18** **29.19** **29.20**

30.01 **30.02** **30.03** **30.04** **30.05** **30.06** **30.07** **30.08** **30.09** **30.10** **30.11** **30.12** **30.13** **30.14** **30.15** **30.16** **30.17** **30.18** **30.19** **30.20**

31.01 **31.02** **31.03** **31.04** **31.05** **31.06** **31.07** **31.08** **31.09** **31.10** **31.11** **31.12** **31.13** **31.14** **31.15** **31.16** **31.17** **31.18** **31.19** **31.20**

32.01 **32.02** **32.03** **32.04** **32.05** **32.06** **32.07** **32.08** **32.09** **32.10** **32.11** **32.12** **32.13** **32.14** **32.15** **32.16** **32.17** **32.18** **32.19** **32.20**

33.01 **33.02** **33.03** **33.04** **33.05** **33.06** **33.07** **33.08** **33.09** **33.10** **33.11** **33.12** **33.13** **33.14** **33.15** **33.16** **33.17** **33.18** **33.19** **33.20**

34.01 **34.02** **34.03** **34.04** **34.05** **34.06** **34.07** **34.08** **34.09** **34.10** **34.11** **34.12** **34.13** **34.14** **34.15** **34.16** **34.17** **34.18** **34.19** **34.20**

35.01 **35.02** **35.03** **35.04** **35.05** **35.06** **35.07** **35.08** **35.09** **35.10** **35.11** **35.12** **35.13** **35.14** **35.15** **35.16** **35.17** **35.18** **35.19** **35.20**

36.01 **36.02** **36.03** **36.04** **36.05** **36.06** **36.07** **36.08** **36.09** **36.10** **36.11** **36.12** **36.13** **36.14** **36.15** **36.16** **36.17** **36.18** **36.19** **36.20**

37.01 **37.02** **37.03** **37.04** **37.05** **37.06** **37.07** **37.08** **37.09** **37.10** **37.11** **37.12** **37.13** **37.14** **37.15** **37.16** **37.17** **37.18** **37.19** **37.20**

38.01 **38.02** **38.03** **38.04** **38.05** **38.06** **38.07** **38.08** **38.09** **38.10** **38.11** **38.12** **38.13** **38.14** **38.15** **38.16** **38.17** **38.18** **38.19** **38.20**

39.01 **39.02** **39.03** **39.04** **39.05** **39.06** **39.07** **39.08** **39.09** **39.10** **39.11** **39.12** **39.13** **39.14** **39.15** **39.16** **39.17** **39.18** **39.19** **39.20**

40.01 **40.02** **40.03** **40.04** **40.05** **40.06** **40.07** **40.08** **40.09** **40.10** **40.11** **40.12** **40.13** **40.14** **40.15** **40.16** **40.17** **40.18** **40.19** **40.20**

41.01 **41.02** **41.03** **41.04** **41.05** **41.06** **41.07** **41.08** **41.09** **41.10** **41.11** **41.12** **41.13** **41.14** **41.15** **41.16** **41.17** **41.18** **41.19** **41.20**

42.01 **42.02** **42.03** **42.04** **42.05** **42.06** **42.07** **42.08** **42.09** **42.10** **42.11** **42.12** **42.13** **42.14** **42.15** **42.16** **42.17** **42.18** **42.19** **42.20**

43.01 **43.02** **43.03** **43.04** **43.05** **43.06** **43.07** **43.08** **43.09** **43.10** **43.11** **43.12** **43.13** **43.14** **43.15** **43.16** **43.17** **43.18** **43.19** **43.20**

44.01 **44.02** **44.03** **44.04** **44.05** **44.06** **44.07** **44.08** **44.09** **44.10** **44.11** **44.12** **44.13** **44.14** **44.15** **44.16** **44.17** **44.18** **44.19** **44.20**

45.01 **45.02** **45.03** **45.04** **45.05** **45.06** **45.07** **45.08** **45.09** **45.10** **45.11** **45.12** **45.13** **45.14** **45.15** **45.16** **45.17** **45.18** **45.19** **45.20**

46.01 **46.02** **46.03** **46.04** **46.05** **46.06** **46.07** **46.08** **46.09** **46.10** **46.11** **46.12** **46.13** **46.14** **46.15** **46.16** **46.17** **46.18** **46.19** **46.20**

47.01 **47.02** **47.03** **47.04** **47.05** **47.06** **47.07** **47.08** **47.09** **47.10** **47.11** **47.12** **47.13** **47.14** **47.15** **47.16** **47.17** **47.18** **47.19** **47.20**

48.01 **48.02** **48.03** **48.04** **48.05** **48.06** **48.07** **48.08** **48.09** **48.10** **48.11** **48.12** **48.13** **48.14** **48.15** **48.16** **48.17** **48.18** **48.19** **48.20**

49.01 **49.02** **49.03** **49.04** **49.05** **49.06** **49.07** **49.08** **49.09** **49.10** **49.11** **49.12** **49.13** **49.14** **49.15** **49.16** **49.17** **49.18** **49.19** **49.20**

50.01 **50.02** **50.03** **50.04** **50.05** **50.06** **50.07** **50.08** **50.09** **50.10** **50.11** **50.12** **50.13** **50.14** **50.15** **50.16** **50.17** **50.18** **50.19** **50.20**

51.01 **51.02** **51.03** **51.04** **51.05** **51.06** **51.07** **51.08** **51.09** **51.10** **51.11** **51.12** **51.13** **51.14** **51.15** **51.16** **51.17** **51.18** **51.19** **51.20**

52.01 **52.02** **52.03** **52.04** **52.05** **52.06** **52.07** **52.08** **52.09** **52.10** **52.11** **52.12** **52.13** **52.14** **52.15** **52.16** **52.17** **52.18** **52.19** **52.20**

53.01 **53.02** **53.03** **53.04** **53.05** **53.06** **53.07** **53.08** **53.09** **53.10** **53.11** **53.12** **53.13** **53.14** **53.15** **53.16** **53.17** **53.18** **53.19** **53.20**

54.01 **54.02** **54.03** **54.04** **54.05** **54.06** **54.07** **54.08** **54.09** **54.10** **54.11** **54.12** **54.13** **54.14** **54.15** **54.1**

35 MERGED HOUSEHOLD MATCH TABLE

NAME	ADDRESS	APARTMENT NUMBER	FLYING QUARTERS DE TERMINATION LISTED ADDRESS FRAME (DM 17)	LOCATION OF UNIT	ADDITIONAL BIRMG QUARTERS	SEPARATION AND FALLINGS	CLASSIFICATION	ARE B SEGMENTS	ADDRESS AND BIRMG FRAME	PERMIT SEGMENTS
<p>1. Number and name of the person who is the head of the household</p> <p>2. Name of the person who is the head of the household</p> <p>3. Name of the person who is the head of the household</p> <p>4. Name of the person who is the head of the household</p> <p>5. Name of the person who is the head of the household</p> <p>6. Name of the person who is the head of the household</p> <p>7. Name of the person who is the head of the household</p> <p>8. Name of the person who is the head of the household</p> <p>9. Name of the person who is the head of the household</p> <p>10. Name of the person who is the head of the household</p>	<p>1. Not a separate unit for which an address should be given</p> <p>2. Separate unit for which an address should be given</p> <p>3. Separate unit for which an address should be given</p> <p>4. Separate unit for which an address should be given</p> <p>5. Separate unit for which an address should be given</p> <p>6. Separate unit for which an address should be given</p> <p>7. Separate unit for which an address should be given</p> <p>8. Separate unit for which an address should be given</p> <p>9. Separate unit for which an address should be given</p> <p>10. Separate unit for which an address should be given</p>	<p>1. Not a separate unit for which an address should be given</p> <p>2. Separate unit for which an address should be given</p> <p>3. Separate unit for which an address should be given</p> <p>4. Separate unit for which an address should be given</p> <p>5. Separate unit for which an address should be given</p> <p>6. Separate unit for which an address should be given</p> <p>7. Separate unit for which an address should be given</p> <p>8. Separate unit for which an address should be given</p> <p>9. Separate unit for which an address should be given</p> <p>10. Separate unit for which an address should be given</p>	<p>1. Not a separate unit for which an address should be given</p> <p>2. Separate unit for which an address should be given</p> <p>3. Separate unit for which an address should be given</p> <p>4. Separate unit for which an address should be given</p> <p>5. Separate unit for which an address should be given</p> <p>6. Separate unit for which an address should be given</p> <p>7. Separate unit for which an address should be given</p> <p>8. Separate unit for which an address should be given</p> <p>9. Separate unit for which an address should be given</p> <p>10. Separate unit for which an address should be given</p>	<p>1. Not a separate unit for which an address should be given</p> <p>2. Separate unit for which an address should be given</p> <p>3. Separate unit for which an address should be given</p> <p>4. Separate unit for which an address should be given</p> <p>5. Separate unit for which an address should be given</p> <p>6. Separate unit for which an address should be given</p> <p>7. Separate unit for which an address should be given</p> <p>8. Separate unit for which an address should be given</p> <p>9. Separate unit for which an address should be given</p> <p>10. Separate unit for which an address should be given</p>	<p>1. Not a separate unit for which an address should be given</p> <p>2. Separate unit for which an address should be given</p> <p>3. Separate unit for which an address should be given</p> <p>4. Separate unit for which an address should be given</p> <p>5. Separate unit for which an address should be given</p> <p>6. Separate unit for which an address should be given</p> <p>7. Separate unit for which an address should be given</p> <p>8. Separate unit for which an address should be given</p> <p>9. Separate unit for which an address should be given</p> <p>10. Separate unit for which an address should be given</p>					



QUESTIONNAIRE FACSIMILES

FORM SIPP-4400
(4-15-84)

U.S. DEPARTMENT OF COMMERCE
BUREAU OF THE CENSUS

**SURVEY OF INCOME
AND PROGRAM
PARTICIPATION
1984 PANEL
WAVE 4 QUESTIONNAIRE**

NOTICE - Your report to the Census Bureau is confidential by law (title 13, U.S. Code). It may be seen only by sworn Census employees and may be used only for statistical purposes.

1. Book of _____

2. (cc 1) R.O. code _____

3a. (cc 2) PSU Segment Serial _____

b. (cc 3) Add. ID _____

4. (cc 17) Entry Add. ID _____

c. Name (cc 19a)
Last _____
First, middle _____
Maiden _____

5. PERSON CHARACTERISTICS - Fill a, b, c, and d using the control card

a. Relationship code (cc 19b) _____

b. Date of birth (cc 24) Month _____ Day _____ Year _____

c. Sex code (cc 28) _____

d. Marital status code (cc 28a) _____

6. Interviewer identification
Code _____ Name _____

7. PERSON INTERVIEW STATUS

a. Interview
1 Self - SKIP to 8
2 Proxy - Fill 7b

b. Person number of proxy
_____- SKIP to 8

c. Noninterview
1 Type Z refusal
2 Type Z other

CHECK ITEM 1: Does ...'s person number begin with a "4"?
PGM 7
0900 1 Yes
2 No - SKIP to section 1, item 7

CHECK ITEM 2: Was ... missed when household members were listed for wave 1?
0901 1 Yes - SKIP to section 1, item 7
2 No

8. Date of interview for this person
____ Month ____ Day
Fill start time in 8a, then go to Introduction

MONTH OF INTERVIEW REFERENCE DATE

See 1984	January 1, 1984
Oct 1984	October 1, 1983
Nov 1984	November 1, 1983
Dec 1984	December 1, 1983

8a. Interview time for this person

Start time →	Initial visit		Callback visit	
	a.m.	p.m.	a.m.	p.m.
Finish time →	a.m.	p.m.	a.m.	p.m.

b. Total interview time for this person
____ Minutes

13a. We need to know where ... was living on (Read appropriate reference date). Was ... living in any of the kinds of places listed on this card (Show Flashcard UR

0902 1 Yes DK Ref. } SKIP to 14
2 No - SKIP to 14

10a. Interviewer time for clerical review

Start time →	a.m.	p.m.
	Finish time →	a.m. <td>p.m. </td>

b. Total interviewer time for clerical review
____ Minutes

ASK OR VERIFY -

b. Which code on this card represents the kind of place ... was living in on (Read appropriate reference date)?

0904 1 Armed Forces barracks } SKIP to section 1, item 1
2 Outside the United States
3 Nonhousehold setting

11a. Pre-interview transcription time

Start time →	a.m.	p.m.
	Finish time →	a.m. <td>p.m. </td>

b. Total pre-interview time for transcription
____ Minutes

14. Was ... living alone on (Read appropriate reference date)?

0908 1 Yes - SKIP to section 1, item 7 2 No

15. How many people was ... living with on (Read appropriate reference date)?

0908 _____ Enter number of persons

12. Phone interview - Specify reason

16. Was ... the owner or renter of the residence where ... was living on (Read appropriate reference date)?

0910 1 Yes - SKIP to section 1, item 1 2 No

17. How is ... related to the person who owned or rented the residence where ... was living on (Read appropriate reference date)?

0912 1 Husband 4 Parent
2 Wife 5 Brother/Sister
3 Own child (son or daughter) 6 Other relative
7 Non-relative

INTRODUCTION INTERVIEWER INSTRUCTIONS - Read introduction once to each respondent. Do not repeat to another respondent who was in the room when you earlier read the Introduction.

(As I described during my last visit,) This survey is about the economic situation of people living in the United States. Most of the questions will be about ...'s activities during _____, and _____. Here is a calendar that shows the 4 months we will be talking about. (Hand respondent Flashcard J.) This time period is very important, so if you have any questions about what period is being referred to during the interview, please ask me. We need the most accurate and complete information possible. Please think carefully about each question, search your memory, and take your time in answering. For some of the questions it will help to look up the answers by checking



LABOR FORCE AND RECEIENCY

Section 1 — LABOR FORCE AND RECEIENCY

(SHOW FLASHCARD J)		PGM 7:																	
<p>1. During the 4-month period outlined on this calendar, that is, from (4 months ago) thru (last month), did ... have a job or business, either full time or part time, even for only a few days? <i>Mark "Yes" for active duty in the Armed Forces, any temporary or part time work, and work without pay in a family business or farm.</i></p>	<p>1000 1 <input type="checkbox"/> Yes — Mark "Worked" (code 170) on ISS and SKIP to 4 2 <input type="checkbox"/> No</p>																		
<p>2a. Even though ... did not have a job during this period, did ... spend any time looking for work or on layoff from a job?</p>	<p>1003 1 <input type="checkbox"/> Yes 2 <input type="checkbox"/> No — SKIP to 3a</p>																		
<p>b. Please look at the calendar. In which weeks was ... looking for work or on layoff from a job? <i>Mark (X) all that apply.</i></p>	<p>1004 x <input type="checkbox"/> ALL</p> <table style="width: 100%; border: none;"> <tr> <td style="border: 1px solid black; padding: 2px;">1008 <input type="checkbox"/> 1</td> <td style="border: 1px solid black; padding: 2px;">1012 <input type="checkbox"/> 7</td> <td style="border: 1px solid black; padding: 2px;">1030 <input type="checkbox"/> 13</td> </tr> <tr> <td style="border: 1px solid black; padding: 2px;">1009 <input type="checkbox"/> 2</td> <td style="border: 1px solid black; padding: 2px;">1023 <input type="checkbox"/> 8</td> <td style="border: 1px solid black; padding: 2px;">1032 <input type="checkbox"/> 14</td> </tr> <tr> <td style="border: 1px solid black; padding: 2px;">1010 <input type="checkbox"/> 3</td> <td style="border: 1px solid black; padding: 2px;">1022 <input type="checkbox"/> 9</td> <td style="border: 1px solid black; padding: 2px;">1034 <input type="checkbox"/> 15</td> </tr> <tr> <td style="border: 1px solid black; padding: 2px;">1012 <input type="checkbox"/> 4</td> <td style="border: 1px solid black; padding: 2px;">1024 <input type="checkbox"/> 10</td> <td style="border: 1px solid black; padding: 2px;">1035 <input type="checkbox"/> 16</td> </tr> <tr> <td style="border: 1px solid black; padding: 2px;">1014 <input type="checkbox"/> 5</td> <td style="border: 1px solid black; padding: 2px;">1026 <input type="checkbox"/> 11</td> <td style="border: 1px solid black; padding: 2px;">1038 <input type="checkbox"/> 17</td> </tr> <tr> <td style="border: 1px solid black; padding: 2px;">1018 <input type="checkbox"/> 6</td> <td style="border: 1px solid black; padding: 2px;">1028 <input type="checkbox"/> 12</td> <td style="border: 1px solid black; padding: 2px;">1040 <input type="checkbox"/> 18</td> </tr> </table>	1008 <input type="checkbox"/> 1	1012 <input type="checkbox"/> 7	1030 <input type="checkbox"/> 13	1009 <input type="checkbox"/> 2	1023 <input type="checkbox"/> 8	1032 <input type="checkbox"/> 14	1010 <input type="checkbox"/> 3	1022 <input type="checkbox"/> 9	1034 <input type="checkbox"/> 15	1012 <input type="checkbox"/> 4	1024 <input type="checkbox"/> 10	1035 <input type="checkbox"/> 16	1014 <input type="checkbox"/> 5	1026 <input type="checkbox"/> 11	1038 <input type="checkbox"/> 17	1018 <input type="checkbox"/> 6	1028 <input type="checkbox"/> 12	1040 <input type="checkbox"/> 18
1008 <input type="checkbox"/> 1	1012 <input type="checkbox"/> 7	1030 <input type="checkbox"/> 13																	
1009 <input type="checkbox"/> 2	1023 <input type="checkbox"/> 8	1032 <input type="checkbox"/> 14																	
1010 <input type="checkbox"/> 3	1022 <input type="checkbox"/> 9	1034 <input type="checkbox"/> 15																	
1012 <input type="checkbox"/> 4	1024 <input type="checkbox"/> 10	1035 <input type="checkbox"/> 16																	
1014 <input type="checkbox"/> 5	1026 <input type="checkbox"/> 11	1038 <input type="checkbox"/> 17																	
1018 <input type="checkbox"/> 6	1028 <input type="checkbox"/> 12	1040 <input type="checkbox"/> 18																	
<p>c. Could ... have taken a job during any of those weeks if one had been offered?</p>	<p>1042 1 <input type="checkbox"/> Yes — SKIP to Check Item R1 2 <input type="checkbox"/> No</p>																		
<p>d. What was the main reason ... could not take a job during those weeks? <i>Mark (X) only one.</i></p>	<p>1044 1 <input type="checkbox"/> Already had a job 2 <input type="checkbox"/> Temporary illness 3 <input type="checkbox"/> School 4 <input type="checkbox"/> Other — Specify _____</p>																		
<p>CHECK ITEM B1: Refer to item 2b. Is the "ALL" box marked in 2b?</p>	<p>1048 1 <input type="checkbox"/> Yes — SKIP to 9a, page 4 2 <input type="checkbox"/> No — SKIP to 3b</p>																		
<p>3a. Were there any weeks in the 4-month period when ... wanted a job?</p>	<p>1048 1 <input type="checkbox"/> Yes — SKIP to 3c 2 <input type="checkbox"/> No — SKIP to Check Item RB, page 4</p>																		
<p>b. I have recorded that there were weeks that ... did not work or look for work. Did ... want a job in those weeks?</p>	<p>1050 1 <input type="checkbox"/> Yes 2 <input type="checkbox"/> No — SKIP to 8a, page 4</p>																		
<p>c. Could ... have taken a job in those weeks if one had been offered?</p>	<p>1052 1 <input type="checkbox"/> Yes 2 <input type="checkbox"/> No — SKIP to 9a, page 4</p>																		
<p>d. During the weeks that ... wanted a job but was not looking for one, what was the main reason ... was not looking? <i>Mark (X) only one.</i></p>	<p>1054 1 <input type="checkbox"/> Believes no work available in line of work or area 2 <input type="checkbox"/> Couldn't find any work 3 <input type="checkbox"/> Lacks necessary schooling, training, skills, or experience 4 <input type="checkbox"/> Employers think too young or too old 5 <input type="checkbox"/> Other personal handicap in finding job 6 <input type="checkbox"/> Can't arrange child care 7 <input type="checkbox"/> Family responsibilities 8 <input type="checkbox"/> In school or other training 9 <input type="checkbox"/> Ill health, physical disability 10 <input type="checkbox"/> Other — Specify _____ x: <input type="checkbox"/> OK</p> <div style="text-align: right; font-size: small;">} SKIP to 9a, page 4</div>																		
<p>4. Did ... have a job or business, either full or part time, during EACH of the weeks in this period? <i>Note that the person did not have to work each week.</i></p>	<p>1058 1 <input type="checkbox"/> Yes 2 <input type="checkbox"/> No — SKIP to 8e</p>																		
<p>5a. Was ... absent without pay from ...'s job or business for any FULL weeks during the 4-month period?</p>	<p>1060 1 <input type="checkbox"/> Yes 2 <input type="checkbox"/> No — SKIP to 8a, page 4</p>																		
<p>b. Please look at the calendar. In which weeks was ... absent without pay? <i>Mark (X) all that apply.</i></p>	<p>1060 x <input type="checkbox"/> ALL</p> <table style="width: 100%; border: none;"> <tr> <td style="border: 1px solid black; padding: 2px;">1062 <input type="checkbox"/> 1</td> <td style="border: 1px solid black; padding: 2px;">1074 <input type="checkbox"/> 7</td> <td style="border: 1px solid black; padding: 2px;">1088 <input type="checkbox"/> 13</td> </tr> <tr> <td style="border: 1px solid black; padding: 2px;">1064 <input type="checkbox"/> 2</td> <td style="border: 1px solid black; padding: 2px;">1076 <input type="checkbox"/> 8</td> <td style="border: 1px solid black; padding: 2px;">1089 <input type="checkbox"/> 14</td> </tr> <tr> <td style="border: 1px solid black; padding: 2px;">1068 <input type="checkbox"/> 3</td> <td style="border: 1px solid black; padding: 2px;">1078 <input type="checkbox"/> 9</td> <td style="border: 1px solid black; padding: 2px;">1090 <input type="checkbox"/> 15</td> </tr> <tr> <td style="border: 1px solid black; padding: 2px;">1068 <input type="checkbox"/> 4</td> <td style="border: 1px solid black; padding: 2px;">1080 <input type="checkbox"/> 10</td> <td style="border: 1px solid black; padding: 2px;">1092 <input type="checkbox"/> 16</td> </tr> <tr> <td style="border: 1px solid black; padding: 2px;">1070 <input type="checkbox"/> 5</td> <td style="border: 1px solid black; padding: 2px;">1082 <input type="checkbox"/> 11</td> <td style="border: 1px solid black; padding: 2px;">1094 <input type="checkbox"/> 17</td> </tr> <tr> <td style="border: 1px solid black; padding: 2px;">1072 <input type="checkbox"/> 6</td> <td style="border: 1px solid black; padding: 2px;">1084 <input type="checkbox"/> 12</td> <td style="border: 1px solid black; padding: 2px;">1096 <input type="checkbox"/> 18</td> </tr> </table>	1062 <input type="checkbox"/> 1	1074 <input type="checkbox"/> 7	1088 <input type="checkbox"/> 13	1064 <input type="checkbox"/> 2	1076 <input type="checkbox"/> 8	1089 <input type="checkbox"/> 14	1068 <input type="checkbox"/> 3	1078 <input type="checkbox"/> 9	1090 <input type="checkbox"/> 15	1068 <input type="checkbox"/> 4	1080 <input type="checkbox"/> 10	1092 <input type="checkbox"/> 16	1070 <input type="checkbox"/> 5	1082 <input type="checkbox"/> 11	1094 <input type="checkbox"/> 17	1072 <input type="checkbox"/> 6	1084 <input type="checkbox"/> 12	1096 <input type="checkbox"/> 18
1062 <input type="checkbox"/> 1	1074 <input type="checkbox"/> 7	1088 <input type="checkbox"/> 13																	
1064 <input type="checkbox"/> 2	1076 <input type="checkbox"/> 8	1089 <input type="checkbox"/> 14																	
1068 <input type="checkbox"/> 3	1078 <input type="checkbox"/> 9	1090 <input type="checkbox"/> 15																	
1068 <input type="checkbox"/> 4	1080 <input type="checkbox"/> 10	1092 <input type="checkbox"/> 16																	
1070 <input type="checkbox"/> 5	1082 <input type="checkbox"/> 11	1094 <input type="checkbox"/> 17																	
1072 <input type="checkbox"/> 6	1084 <input type="checkbox"/> 12	1096 <input type="checkbox"/> 18																	
<p>c. What was the main reason ... was absent from ...'s job or business during those weeks? <i>Mark (X) only one.</i></p>	<p>108A 1 <input type="checkbox"/> On layoff 2 <input type="checkbox"/> Own illness 3 <input type="checkbox"/> On vacation 4 <input type="checkbox"/> Bad weather 5 <input type="checkbox"/> Labor disputes 6 <input type="checkbox"/> New job to begin within 30 days 7 <input type="checkbox"/> Other — Specify _____</p> <div style="text-align: right; font-size: small;">} SKIP to 8a, page 4</div>																		

Section 1 — LABOR FORCE AND RECIPIENCY (Continued)

(SHOW FLASHCARD J)

6a. Please look at the calendar. In which weeks did ... have a job or business?
 Mark (X) calendar below, "With a job or business," AND then mark appropriate boxes.

1100 <input type="checkbox"/> 1	1112 <input type="checkbox"/> 7	1124 <input type="checkbox"/> 13
1102 <input type="checkbox"/> 2	1114 <input type="checkbox"/> 8	1126 <input type="checkbox"/> 14
1104 <input type="checkbox"/> 3	1116 <input type="checkbox"/> 9	1128 <input type="checkbox"/> 15
1108 <input type="checkbox"/> 4	1118 <input type="checkbox"/> 10	1130 <input type="checkbox"/> 16
1109 <input type="checkbox"/> 5	1120 <input type="checkbox"/> 11	1132 <input type="checkbox"/> 17
1110 <input type="checkbox"/> 6	1122 <input type="checkbox"/> 12	1134 <input type="checkbox"/> 18

b. Of those weeks that ... had a job or business, was ... absent from work for any full weeks without pay?

1 Yes
 2 No — SKIP to 7a

c. In which weeks was ... absent without pay?

1136 <input type="checkbox"/> 1	1150 <input type="checkbox"/> 7	1162 <input type="checkbox"/> 13
1140 <input type="checkbox"/> 2	1152 <input type="checkbox"/> 8	1164 <input type="checkbox"/> 14
1142 <input type="checkbox"/> 3	1154 <input type="checkbox"/> 9	1168 <input type="checkbox"/> 15
1144 <input type="checkbox"/> 4	1156 <input type="checkbox"/> 10	1168 <input type="checkbox"/> 16
1146 <input type="checkbox"/> 5	1158 <input type="checkbox"/> 11	1170 <input type="checkbox"/> 17
1148 <input type="checkbox"/> 6	1160 <input type="checkbox"/> 12	1172 <input type="checkbox"/> 18

d. What was the main reason ... was absent from ...'s job or business during those weeks?
 Mark (X) only one.

1 On layoff
 2 Own illness
 3 On vacation
 4 Bad weather
 5 Labor dispute
 6 New job to begin within 30 days
 7 Other — Specify _____

7a. I have marked that there were some weeks in this period in which ... did NOT have a job or business. During that week or weeks did ... spend any time looking for work or on layoff?

1 Yes
 2 No — SKIP to 7e

b. In which of these weeks was ... looking for work or on layoff from a job?
 Mark (X) calendar below, "Looking for work or on layoff" AND then mark appropriate boxes.

1178 <input type="checkbox"/> 1	1192 <input type="checkbox"/> 7	1204 <input type="checkbox"/> 13
1182 <input type="checkbox"/> 2	1194 <input type="checkbox"/> 8	1206 <input type="checkbox"/> 14
1184 <input type="checkbox"/> 3	1196 <input type="checkbox"/> 9	1208 <input type="checkbox"/> 15
1188 <input type="checkbox"/> 4	1198 <input type="checkbox"/> 10	1210 <input type="checkbox"/> 16
1186 <input type="checkbox"/> 5	1200 <input type="checkbox"/> 11	1212 <input type="checkbox"/> 17
1190 <input type="checkbox"/> 6	1202 <input type="checkbox"/> 12	1214 <input type="checkbox"/> 18

c. Could ... have taken a job during those weeks if one had been offered?

1 Yes — SKIP to Check Item R2
 2 No

d. What was the main reason ... could not take a job during those weeks?

1 Already had a job
 2 Temporary illness
 3 School
 4 Other — Specify _____

CHECK ITEM R2 Refer to the Labor Force Calendar, below. Is each week of the 4-month period marked as "With a job or business" or "Looking for work or on layoff"?

1 Yes — SKIP to 8a
 2 No — SKIP to 7f

7b. Did ... want a job in those weeks when ... did not have one?

1 Yes — SKIP to 7g
 2 No — SKIP to 8a

f. I have marked that there were weeks in this period when ... did not have a job and was not looking for a job. Did ... want a job in those weeks? If necessary, refer to Labor Force calendar.

1 Yes
 2 No — SKIP to 8a

g. Could ... have taken a job during those weeks if one had been offered?

1 Yes
 2 No — SKIP to 8a

LABOR FORCE CALENDAR — Use when item 4 is marked "No"

WEEK →	1	2	3	4	5	6	7	8	9	10	11	12	13	14	15	16	17	18
With a job or business. Mark for item 6a.																		
Looking for work or on layoff (and without a job or business.) Mark for item 7b.																		

LABOR FORCE CALENDAR

Section 1 – LABOR FORCE AND RECIPIENCY (Continued)

<p>7h. During the weeks that . . . wanted a job but was not looking for one, what was the main reason . . . was not looking?</p> <p>Mark (X) only one.</p>	<p>1228</p> <p>1 <input type="checkbox"/> Believes no work available in line of work or area 2 <input type="checkbox"/> Couldn't find any work 3 <input type="checkbox"/> Lacks necessary schooling, training, skills, or experience 4 <input type="checkbox"/> Employers think too young or too old 5 <input type="checkbox"/> Other personal handicap in finding job 6 <input type="checkbox"/> Can't arrange child care 7 <input type="checkbox"/> Family responsibilities 8 <input type="checkbox"/> In school or other training 9 <input type="checkbox"/> Ill health, physical disability 10 <input type="checkbox"/> Other – Specify _____ 11 <input type="checkbox"/> DK</p>
<p>8a. In the weeks that . . . worked during the 4-month period, how many hours did . . . usually work per week?</p>	<p>1230</p> <p><input type="text"/> Hours per week</p> <p>x3 <input type="checkbox"/> None } SKIP to Check Item R4 x1 <input type="checkbox"/> DK</p>
<p>CHECK ITEM R3 Refer to item 8a. Did . . . usually work 35 or more hours per week?</p>	<p>1232</p> <p>1 <input type="checkbox"/> Yes 2 <input type="checkbox"/> No – SKIP to 8c</p>
<p>8b. Did . . . work fewer than 35 hours in any of the weeks that . . . worked during this period? Excludes time off WITH PAY because of holidays, vacation, days off or sickness.</p>	<p>1234</p> <p>1 <input type="checkbox"/> Yes 2 <input type="checkbox"/> No – SKIP to Check Item R4</p>
<p>c. In how many weeks did . . . work fewer than 35 hours during this 4-month period?</p>	<p>1236</p> <p>x6 <input type="checkbox"/> All <input type="text"/> Weeks</p>
<p>d. What was the main reason . . . worked fewer than 35 hours in those weeks?</p> <p>Mark (X) only one.</p>	<p>1238</p> <p>1 <input type="checkbox"/> Could not find a full-time job 2 <input type="checkbox"/> Wanted to work part time 3 <input type="checkbox"/> Health condition or disability 4 <input type="checkbox"/> Normal working hours are fewer than 35 hours 5 <input type="checkbox"/> Slack work or material shortage 6 <input type="checkbox"/> Other – Specify _____</p>
<p>CHECK ITEM R4 Refer to item 8a, page 2. The response to item 8a is:</p>	<p>1239</p> <p>1 <input type="checkbox"/> Yes (or blank) 2 <input type="checkbox"/> No – SKIP to Check Item R5</p>
<p>9a. During this 4-month period, did . . . receive any State unemployment compensation payments?</p>	<p>1240</p> <p>1 <input type="checkbox"/> Yes – Mark "5" on ISS 2 <input type="checkbox"/> No – SKIP to Check Item R5</p>
<p>b. During this period, did . . . also receive any Supplemental Unemployment Benefits (SUB)?</p>	<p>1242</p> <p>1 <input type="checkbox"/> Yes – Mark "6" on ISS 2 <input type="checkbox"/> No</p>
<p>CHECK ITEM R5 Is "Worked" marked on the ISS?</p>	<p>1244</p> <p>1 <input type="checkbox"/> Yes 2 <input type="checkbox"/> No – SKIP to Check Item R6</p>
<p>10. During this 4-month period did . . . receive any money from worker's compensation for any kind of job-related illness or injury?</p>	<p>1248</p> <p>1 <input type="checkbox"/> Yes – Mark "10" on ISS 2 <input type="checkbox"/> No</p>
<p>CHECK ITEM R6 Was an interview obtained for . . . last reference period?</p>	<p>1249</p> <p>1 <input type="checkbox"/> Yes 2 <input type="checkbox"/> No – SKIP to Check Item R11, page 8</p>
<p>CHECK ITEM R7 Are any income types listed in the Income Roster?</p>	<p>1250</p> <p>1 <input type="checkbox"/> Yes 2 <input type="checkbox"/> No – SKIP to 12a</p>

NOTES

Section 1 - LABOR FORCE AND RECIPIENCY (Continued)

11a. According to the information we obtained last time, . . . had received (Read income types in 11b, column (2)) during (8 months ago) through (5 months ago). Was this information recorded correctly? Ask 11c

1251 1 Yes
 2 No - Resolve problems and make appropriate entries in 11b, column (5)

b. INCOME ROSTER

Line No. (1)	Income type (2)	Income code (3)	This reference period (4)	Previous reference period (5)	
				Should not have been listed	Was not listed; should have been
1		1252 <input type="checkbox"/>	1254 1 <input type="checkbox"/> Yes - Mark ISS 2 <input type="checkbox"/> No	1255 1 <input type="checkbox"/>	2 <input type="checkbox"/>
2		1256 <input type="checkbox"/>	1258 1 <input type="checkbox"/> Yes - Mark ISS 2 <input type="checkbox"/> No	1259 1 <input type="checkbox"/>	2 <input type="checkbox"/>
3		1260 <input type="checkbox"/>	1262 1 <input type="checkbox"/> Yes - Mark ISS 2 <input type="checkbox"/> No	1263 1 <input type="checkbox"/>	2 <input type="checkbox"/>
4		1264 <input type="checkbox"/>	1266 1 <input type="checkbox"/> Yes - Mark ISS 2 <input type="checkbox"/> No	1267 1 <input type="checkbox"/>	2 <input type="checkbox"/>
5		1268 <input type="checkbox"/>	1270 1 <input type="checkbox"/> Yes - Mark ISS 2 <input type="checkbox"/> No	1271 1 <input type="checkbox"/>	2 <input type="checkbox"/>
6		1272 <input type="checkbox"/>	1274 1 <input type="checkbox"/> Yes - Mark ISS 2 <input type="checkbox"/> No	1275 1 <input type="checkbox"/>	2 <input type="checkbox"/>
7		1276 <input type="checkbox"/>	1278 1 <input type="checkbox"/> Yes - Mark ISS 2 <input type="checkbox"/> No	1279 1 <input type="checkbox"/>	2 <input type="checkbox"/>
8		1280 <input type="checkbox"/>	1282 1 <input type="checkbox"/> Yes - Mark ISS 2 <input type="checkbox"/> No	1283 1 <input type="checkbox"/>	2 <input type="checkbox"/>

c. During the past 4 months, that is _____, and _____, did . . . get income from (Read income types in 11b, column (2))?

MARK (X) APPROPRIATE BOX IN ITEM 11b, COLUMN (4) FOR EACH INCOME TYPE LISTED.

12a. During this 4-month period, did . . . get any income from the Federal Government (that we haven't talked about)?

1264 1 Yes
2 No - SKIP to 13a

b. What was it called?

Anything else?

Mark (X) all that apply.

- 1266 1 Social Security - Mark "1" on ISS
 1269 2 Federal Supplemental Security Income (Federal SSI) - Mark "3" on ISS
 1280 3 A serviceman's or widow's pension from the Veterans Administration (VA) - Mark "B" on ISS
 1292 4 Anything else - Mark appropriate code on ISS and specify
 1294

13a. During this 4-month period, did . . . receive any (other) pension, disability, retirement, or survivor income (that we haven't talked about)?

1296 1 Yes
2 No - SKIP to Check Item RB

b. What was the source of this income?

Anything else?

Mark (X) all that apply.

- 1298 1 U.S. Government Railroad Retirement - Mark "2" on ISS
 1300 2 Black Lung payments - Mark "9" on ISS
 1302 3 Worker's Compensation - Mark "10" on ISS
 1304 4 Payments from a sickness, accident or disability insurance policy purchased on your own - Mark "13" on ISS
 1305 5 Pension from company or union - Mark "30" on ISS
 1308 6 Federal Civil Service or other Federal civilian employee pension - Mark "31" on ISS
 1310 7 U.S. Military retirement pay (exclude payments from the Veterans Administration) - Mark "32" on ISS
 1313 8 National Guard or Reserve Forces retirement - Mark "33" on ISS
 1314 9 State government pension - Mark "34" on ISS
 1316 10 Local government pension - Mark "35" on ISS
 1318 11 Income from paid-up life insurance policies or annuities - Mark "36" on ISS
 1320 12 Other or DK - Specify and enter code from income source list. If income type is not listed or DK, enter code "38" - Mark ISS.

1322

CHECK ITEM RB

Is "Medicare" marked for . . . on an Item 4?

1324 1 Yes - Mark "172" on ISS and SKIP to Check Item RB23, page 8
 2 No

Section 1 — LABOR FORCE AND RECIPIENCY (Continued)		
CHECK ITEM R9^b	Is "Disabled" marked for ... on cc item 47?	1328 1 <input type="checkbox"/> Yes — Mark "171" on ISS and SKIP to 23a, page B 2 <input type="checkbox"/> No
CHECK ITEM R10^a	Is ... 65 years of age or over?	1328 1 <input type="checkbox"/> Yes — SKIP to 23a, page B 2 <input type="checkbox"/> No — SKIP to Check Item R23, page B
CHECK ITEM R11^a	Refer to Control Card item 32a. Is ... a veteran of the U.S. Armed Forces? Mark "No" if currently in Armed Forces. ("Yes" marked in cc item 32c)	1330 1 <input type="checkbox"/> Yes 2 <input type="checkbox"/> No — SKIP to Check item R12
14a.	How long did ... serve on active duty in the Armed Forces?	1332 1 <input type="checkbox"/> Less than 6 months 2 <input type="checkbox"/> 6 to 23 months 3 <input type="checkbox"/> 2 to 19 years 4 <input type="checkbox"/> 20 or more years x1 <input type="checkbox"/> DK
b.	Does ... have a service connected disability; that is, a health condition or impairment caused or made worse by military service?	1334 1 <input type="checkbox"/> Yes 2 <input type="checkbox"/> No x1 <input type="checkbox"/> DK } SKIP to 14d
c.	What is ...'s VA percent disability rating? Use the following probe if needed: (Such as 0, 10, 20, 30, 40, 50, 60, 70, 80, 90, 100%)	1338 <input type="text"/> <input type="text"/> <input type="text"/> x3 <input type="checkbox"/> 0% x1 <input type="checkbox"/> DK x2 <input type="checkbox"/> Ref. 101 <input type="checkbox"/> No rating
d.	During this 4-month period did ... receive pension or compensation payments from the Veterans Administration? (Exclude regular military retirement pay, insurance proceeds, and GI Bill benefits.)	1338 1 <input type="checkbox"/> Yes — Mark "8" on ISS 2 <input type="checkbox"/> No
CHECK ITEM R12^a	Is ... 18 years of age or over?	1340 1 <input type="checkbox"/> Yes 2 <input type="checkbox"/> No — SKIP to 18a
15a.	During this 4-month period, did ... receive any Social Security payments?	1342 1 <input type="checkbox"/> Yes — Mark "1" on ISS 2 <input type="checkbox"/> No — SKIP to Check Item R14
CHECK ITEM R13^a	Is ... 65 years of age or over?	1344 1 <input type="checkbox"/> Yes — SKIP to 16a 2 <input type="checkbox"/> No
16b.	What is the reason ... is getting Social Security, is it because ... is (Read categories) — Mark (X) only one.	1346 1 <input type="checkbox"/> Retired? 2 <input type="checkbox"/> Disabled? 3 <input type="checkbox"/> Widowed() or surviving child? 4 <input type="checkbox"/> Spouse or dependent child? 5 <input type="checkbox"/> Some other reason } SKIP to 16a x1 <input type="checkbox"/> DK
c.	Sometimes people get Social Security for more than one reason. Is there another reason ... receives Social Security?	1348 1 <input type="checkbox"/> Retired 2 <input type="checkbox"/> Disabled 3 <input type="checkbox"/> Widowed() or surviving child 4 <input type="checkbox"/> Spouse or dependent child 5 <input type="checkbox"/> No other reason x1 <input type="checkbox"/> DK } SKIP to 16a
CHECK ITEM R14^a	Refer to Control Card item 27. Is ... the designated parent or guardian of children under 18 who live in this household?	1350 1 <input type="checkbox"/> Yes 2 <input type="checkbox"/> No — SKIP to 18a
15d.	During the 4-month period did ... receive any Social Security payments especially for ...'s children (under 18)?	1352 1 <input type="checkbox"/> Yes — Mark "1" on ISS 2 <input type="checkbox"/> No
16a.	During this 4-month period did ... receive any SSI (Supplemental Security Income) payments from the U.S. Government?	1354 1 <input type="checkbox"/> Yes — Mark "3" on ISS 2 <input type="checkbox"/> No — SKIP to Check item R15
b.	Did ... also receive a SEPARATE SSI payment from the State or local welfare office during these months?	1358 1 <input type="checkbox"/> Yes — Mark "4" on ISS 2 <input type="checkbox"/> No
CHECK ITEM R15^a	Is ... 40 years of age or over?	1360 1 <input type="checkbox"/> Yes 2 <input type="checkbox"/> No — SKIP to 18a
17a.	Has ... ever retired from a job or business? (Include retirement from the military.)	1360 1 <input type="checkbox"/> Yes 2 <input type="checkbox"/> No — SKIP to Check Item R18
b.	During the 4-month period did ... receive any retirement income other than Social Security?	1362 1 <input type="checkbox"/> Yes 2 <input type="checkbox"/> No — SKIP to 17d

NOTES

Section 1 — LABOR FORCE AND RECIPIENCY (Continued)

<p>17c. What kind of retirement income? Anything else? Mark (X) all that apply.</p>	<p>1384 <input type="checkbox"/> U.S. Government Railroad Retirement — Mark "2" on ISS</p> <p>1388 <input type="checkbox"/> Pension from company or union — Mark "30" on ISS</p> <p>1386 <input type="checkbox"/> Federal Civil Service or other Federal civilian employee pension — Mark "31" on ISS</p> <p>1370 <input type="checkbox"/> U.S. Military retirement pay (exclude payments from the Veterans Administration) — Mark "32" on ISS</p> <p>1372 <input type="checkbox"/> National Guard or Reserve Forces retirement — Mark "33" on ISS</p> <p>1374 <input type="checkbox"/> State government pension — Mark "34" on ISS</p> <p>1378 <input type="checkbox"/> Local government pension — Mark "35" on ISS</p> <p>1378 <input type="checkbox"/> Other or DK — Specify and enter code from income source list, if income type not listed or "DK," enter code "38" — Mark ISS.</p> <p>1380 <input type="checkbox"/></p>
<p>d. During this 4-month period, did ... receive any regular income from a paid-up life insurance policy or any other annuities?</p>	<p>1382 <input type="checkbox"/> Yes — Mark "36" on ISS</p> <p><input type="checkbox"/> No</p>
<p>CHECK ITEM 17b: Is ... 70 years of age or over?</p>	<p>1384 <input type="checkbox"/> Yes — SKIP to Check Item R17</p> <p><input type="checkbox"/> No</p>
<p>18a. Does ... have a physical, mental, or other health condition which limits the kind or amount of work ... can do?</p>	<p>1386 <input type="checkbox"/> Yes — Mark "171" on ISS</p> <p><input type="checkbox"/> No — SKIP to Check Item R17</p>
<p>b. During this 4-month period, did ... receive any income because of ...'s health condition or disability? (Other than Social Security, SSI, or VA?)</p>	<p>1388 <input type="checkbox"/> Yes</p> <p><input type="checkbox"/> No</p> <p><input type="checkbox"/> DK } SKIP to Check Item R17</p>
<p>c. What kind of income? Anything else? Mark (X) all that apply.</p>	<p>1380 <input type="checkbox"/> U.S. Government Railroad Retirement — Mark "2" on ISS</p> <p>1392 <input type="checkbox"/> Black Lung payments — Mark "9" on ISS</p> <p>1394 <input type="checkbox"/> Worker's Compensation — Mark "10" on ISS</p> <p>1396 <input type="checkbox"/> Payments from a sickness, accident or disability insurance policy purchased on your own — Mark "13" on ISS</p> <p>1398 <input type="checkbox"/> Pension from company or union — Mark "30" on ISS</p> <p>1400 <input type="checkbox"/> Federal Civil Service or other Federal civilian employee pension — Mark "31" on ISS</p> <p>1402 <input type="checkbox"/> U.S. Military retirement pay (exclude payments from the Veterans Administration) — Mark "32" on ISS</p> <p>1408 <input type="checkbox"/> State government pension — Mark "34" on ISS</p> <p>1408 <input type="checkbox"/> Local government pension — Mark "35" on ISS</p> <p>1410 <input type="checkbox"/> Other or DK — Specify and enter code from income source list, if income type not listed or "DK," enter code "38" — Mark ISS.</p> <p>1412 <input type="checkbox"/></p>
<p>CHECK ITEM 17c: Refer to Control Card item 28a. What is ...'s marital status?</p>	<p>1414 <input type="checkbox"/> Married — SKIP to 20</p> <p><input type="checkbox"/> Widowed — SKIP to 22a</p> <p><input type="checkbox"/> Divorced</p> <p><input type="checkbox"/> Separated</p> <p><input type="checkbox"/> Never married — SKIP to Check Item R18</p>
<p>19. Did ... receive any alimony (or support payments other than child support) during the 4-month period?</p>	<p>1418 <input type="checkbox"/> Yes — Mark "29" on ISS and SKIP to Check Item R18</p> <p><input type="checkbox"/> No</p> <p><input type="checkbox"/> DK } SKIP to Check Item R18</p> <p><input type="checkbox"/> Ref.</p>
<p>20. (People who have been widowed or divorced sometimes receive income because of their former marriage.) Has ... ever been widowed or divorced?</p>	<p>1418 <input type="checkbox"/> Widowed — SKIP to 22a</p> <p><input type="checkbox"/> Divorced</p> <p><input type="checkbox"/> Both widowed and divorced</p> <p><input type="checkbox"/> No — SKIP to Check Item R21</p>
<p>CHECK ITEM R1B: Refer to Control Card Item 27. Is ... the designated parent or guardian of children under 18 who live in this household?</p>	<p>1420 <input type="checkbox"/> Yes</p> <p><input type="checkbox"/> No — SKIP to Check Item R19</p>
<p>21. Did ... receive any child support payments during this 4-month period? (Exclude child support paid through the welfare office.)</p>	<p>1422 <input type="checkbox"/> Yes — Mark "28" on ISS</p> <p><input type="checkbox"/> No</p> <p><input type="checkbox"/> OK</p> <p><input type="checkbox"/> Ref</p>

Section 1 — LABOR FORCE AND RECIPIENCY (Continued)

CHECK ITEM R26	Interview status of ...'s spouse.	1482	<input type="checkbox"/> No spouse in household <input type="checkbox"/> Interview for spouse not yet conducted <input type="checkbox"/> Interview for spouse already conducted — SKIP to Check Item R27																		
25a.	(Other than what we have already mentioned) During the 4-month period, did ... receive any (other) welfare (such as AFDC, WIC, or General Assistance) (for ... or ...'s children)? (Exclude energy assistance.)	1484	<input type="checkbox"/> Yes <input type="checkbox"/> No — SKIP to Check Item R27																		
b.	What kind of welfare did ... receive? Anything else? Mark (X) all that apply.	1496 1493 1490 1492 1494 1496 1498	<input type="checkbox"/> AFDC — Mark "20" on ISS <input type="checkbox"/> General Assistance or General Relief — Mark "21" on ISS <input type="checkbox"/> Indian, Cuban or Refugee Assistance — Mark "22" on ISS <input type="checkbox"/> Foster Child Care — Mark "23" on ISS <input type="checkbox"/> WIC — Mark "25" on ISS <input type="checkbox"/> Other or DK — Specify and enter code from income source list. If income type not listed or "DK", enter code "24" — Mark ISS																		
CHECK ITEM R27	Is "Medicaid" marked for ... on cc item 47?	1500	<input type="checkbox"/> Yes — SKIP to 26a <input type="checkbox"/> No																		
26a.	(Refer to FLASHCARD M for Medicaid name.) During the 4-month period was ... covered by (Use local name for Medicaid) or another public assistance program that pays for medical care?	1502	<input type="checkbox"/> Yes — Mark "173" on ISS } SKIP to Check Item R28 <input type="checkbox"/> No																		
b.	(Refer to FLASHCARD M for Medicaid name.) According to our last visit ... was covered by (Use local name for Medicaid). Was ... covered by it at any time during the 4-month period?	1504	<input type="checkbox"/> Yes — Mark "173" on ISS <input type="checkbox"/> No																		
CHECK ITEM R28	Refer to Control Card Item 27. Is ... the designated parent or guardian of children under 18 who live in this household?	1506	<input type="checkbox"/> Yes <input type="checkbox"/> No — SKIP to Check Item R29																		
26c.	Were any of ...'s children (under 18) covered by (Use local name for Medicaid)?	1508	<input type="checkbox"/> Yes <input type="checkbox"/> No — SKIP to Check Item R29																		
d.	Which children were covered?	1510	x5 <input type="checkbox"/> All children OR <table style="width:100%; border-collapse: collapse;"> <thead> <tr> <th style="width:10%;"></th> <th style="width:10%;">Person No.</th> <th style="width:80%;">Name</th> </tr> </thead> <tbody> <tr> <td style="text-align:center;">1512</td> <td style="border: 1px solid black; width: 20px;"></td> <td style="border-bottom: 1px solid black;"></td> </tr> <tr> <td style="text-align:center;">1514</td> <td style="border: 1px solid black;"></td> <td style="border-bottom: 1px solid black;"></td> </tr> <tr> <td style="text-align:center;">1516</td> <td style="border: 1px solid black;"></td> <td style="border-bottom: 1px solid black;"></td> </tr> <tr> <td style="text-align:center;">1518</td> <td style="border: 1px solid black;"></td> <td style="border-bottom: 1px solid black;"></td> </tr> <tr> <td style="text-align:center;">1520</td> <td style="border: 1px solid black;"></td> <td style="border-bottom: 1px solid black;"></td> </tr> </tbody> </table>		Person No.	Name	1512			1514			1516			1518			1520		
	Person No.	Name																			
1512																					
1514																					
1516																					
1518																					
1520																					
CHECK ITEM R29	Was ... or ...'s children under 18 covered by Medicaid?	1524	<input type="checkbox"/> Yes <input type="checkbox"/> No — SKIP to 27a																		
26a.	Was (.../and) ...'s children covered during the entire 4-month period?	1526	<input type="checkbox"/> Yes — SKIP to 27a <input type="checkbox"/> No																		
f.	In which months was (.../and) ...'s children covered? Mark (X) all that apply.	1528 1530 1532 1534	<input type="checkbox"/> Last month <input type="checkbox"/> 2 months ago <input type="checkbox"/> 3 months ago <input type="checkbox"/> 4 months ago																		

NOTES

Section 1 - LABOR FORCE AND RECIPIENCY (Continued)

27g. During the 4-month period, did ... have group or individual health insurance in ...'s own name? (Exclude Medicaid, Medicare, CHAMPUS, CHAMPVA and plans paying benefits only for accidents or specific diseases.)	1536	<input type="checkbox"/> Yes - SKIP to 27c <input type="checkbox"/> No
ASK OR VERIFY - b. Was ... covered by a health insurance plan in somebody else's name?	1537	<input type="checkbox"/> Yes } SKIP to Check Item R30 <input type="checkbox"/> No
c. Did ... have a health insurance plan during the entire 4-month period?	1538	<input type="checkbox"/> Yes - SKIP to 27e <input type="checkbox"/> No
d. In which months did ... have a plan? Mark (X) all that apply.	1540 1542 1544 1546	<input type="checkbox"/> Last month <input type="checkbox"/> 2 months ago <input type="checkbox"/> 3 months ago <input type="checkbox"/> 4 months ago
e. Did ... have a health plan provided through an employer or union (or through a former employer or a pension plan)?	1548	<input type="checkbox"/> Yes <input type="checkbox"/> No - SKIP to 27g
f. Did the employer or union (former employer or pension plan) pay for part or all of the cost of this plan?	1550	<input type="checkbox"/> All <input type="checkbox"/> Part <input type="checkbox"/> None
g. Was this an individual plan or a family plan?	1552	<input type="checkbox"/> Individual - SKIP to Check Item R30 <input type="checkbox"/> Family
h. Did ...'s health plan cover all the persons living here?	1554	<input type="checkbox"/> Yes - SKIP to Check Item R32 <input type="checkbox"/> No
i. Other than ..., which persons in this household were covered by ...'s plan?		Person No. Name
	1556	<input type="checkbox"/>
	1558	<input type="checkbox"/>
	1560	<input type="checkbox"/>
	1562	<input type="checkbox"/>
	1564	<input type="checkbox"/>
	1566	<input type="checkbox"/> None
CHECK ITEM R30 Refer to Control Card item 27. Is ... the designated parent or guardian of children under 18 who live in this household?	1568	<input type="checkbox"/> Yes <input type="checkbox"/> No - SKIP to Check Item R32
CHECK ITEM R31 Have each of these children already been identified as members of a family health insurance plan?	1570	<input type="checkbox"/> Yes <input type="checkbox"/> No <input type="checkbox"/> OK } SKIP to 27k
27j. I have recorded that all of ...'s children were covered by a health insurance plan - is that correct?	1572	<input type="checkbox"/> Yes - SKIP to Check Item R32 <input type="checkbox"/> No
k. Were any of (Which of) ...'s children (were) covered by a health insurance plan? (Exclude Medicaid, Medicare, CHAMPUS, CHAMPVA and plans paying benefits only for accidents or specific diseases.)	1574	<input type="checkbox"/> All children OR
		Person No. Name
	1576	<input type="checkbox"/>
	1578	<input type="checkbox"/>
	1580	<input type="checkbox"/>
	1582	<input type="checkbox"/>
	1584	<input type="checkbox"/>
	1586	<input type="checkbox"/> None
CHECK ITEM R32 Are any assets listed in the Asset Roster?	1588	<input type="checkbox"/> Yes <input type="checkbox"/> No - SKIP to 29a

Section 1 — LABOR FORCE AND RECIPIENCY (Continued)

28a. According to the information we obtained last time, . . . had (Read asset types in 28b, column (2)) during (8 months ago) through (5 months ago). Was this information recorded correctly?

- 1589 Yes
 2 No — Resolve problems and make appropriate entries in 28b, column (5) } ASK 28c

b. ASSET ROSTER

Line No.	Asset type (1)	Asset code (3)	This reference period (4)	Previous reference period (5)	
				Should not have been listed	Was not listed, should have been
1		1592	1592 <input type="checkbox"/> Yes — Mark ISS 2 <input type="checkbox"/> No	1593 <input type="checkbox"/>	2 <input type="checkbox"/>
2		1594	1594 <input type="checkbox"/> Yes — Mark ISS 2 <input type="checkbox"/> No	1597 <input type="checkbox"/>	2 <input type="checkbox"/>
3		1598	1600 <input type="checkbox"/> Yes — Mark ISS 2 <input type="checkbox"/> No	1601 <input type="checkbox"/>	2 <input type="checkbox"/>
4		1602	1604 <input type="checkbox"/> Yes — Mark ISS 2 <input type="checkbox"/> No	1605 <input type="checkbox"/>	2 <input type="checkbox"/>
5		1606	1602 <input type="checkbox"/> Yes — Mark ISS 1 <input type="checkbox"/> No	1609 <input type="checkbox"/>	2 <input type="checkbox"/>
6		1610	1612 <input type="checkbox"/> Yes — Mark ISS 2 <input type="checkbox"/> No	1613 <input type="checkbox"/>	2 <input type="checkbox"/>
7		1614	1616 <input type="checkbox"/> Yes — Mark ISS 2 <input type="checkbox"/> No	1617 <input type="checkbox"/>	2 <input type="checkbox"/>
8		1618	1620 <input type="checkbox"/> Yes — Mark ISS 2 <input type="checkbox"/> No	1621 <input type="checkbox"/>	2 <input type="checkbox"/>

c. During the past 4 months, that is . . . and . . . did . . . still own (have) (Read assets in 28b, column (2))?

MARK (X) APPROPRIATE BOX IN ITEM 28b, COLUMN (4) FOR EACH ASSET TYPE LISTED.

29a. (In addition to the assets we have already mentioned) During the 4-month period did . . . have any (other) kinds of assets which earn interest or bring in money, such as the ones shown on this card? (SHOW FLASHCARD N.)

- 1623 Yes
 2 No
 X1 DK } SKIP to Check Item R33
 X2 Ref.

b. Which kinds of these assets did . . . own? Any others? (Exclude IRA and Keogh accounts)

- 1624 Regular or passbook savings accounts — Mark "100" on ISS
 1628 Money market deposit accounts — Mark "101" on ISS
 1630 Certificates of deposit or other savings certificates — Mark "102" on ISS
 1632 NOW, Super NOW, or other interest-earning checking accounts — Mark "103" on ISS
 1636 Money market funds — Mark "104" on ISS
 1638 U. S. Government securities — Mark "105" on ISS
 1640 Municipal or corporate bonds — Mark "106" on ISS
 1642 Mortgages — Mark "130" on ISS
 1644 U. S. Savings Bonds (E, EE) — Mark "174" on ISS
 1646 Other interest-earning assets — Mark "107" on ISS and specify
 1648 Stocks or mutual fund shares — Mark "110" on ISS
 1650 Rental property — Mark "120" on ISS
 1652 Royalties — Mark "140" on ISS
 1654 Other financial investments — Mark "150" on ISS and specify

CHECK ITEM R33 Is . . . 17 to 49 years of age?

- 1656 Yes
 2 No — SKIP to Check Item R36

NOTES

Section 1 – LABOR FORCE AND RECIPIENCY (Continued)

EARNINGS AND EMPLOYMENT

<p>30a. During the past 4 months did . . . attend school beyond the high school level including a college, university, or other school?</p>	1658	<input type="checkbox"/> Yes <input type="checkbox"/> No – SKIP to Check Item R38
<p>b. Were any of . . . 's educational expenses during the past 4 months paid for by the GI Bill, a Pell (SEOG) Grant, a Guaranteed or National Direct Student Loan, or any other type of scholarship or grant?</p>	1660	<input type="checkbox"/> Yes <input type="checkbox"/> No – SKIP to 33
<p>c. What kind of educational assistance did . . . receive? Anything else? Mark (X) all that apply.</p>	1662 1664 1668 1669 1670 1672 1674 1676 1678	<input type="checkbox"/> GI/VEAP Benefits – Mark "40" on the ISS <input type="checkbox"/> Pell Grant (SEOG) <input type="checkbox"/> Supplemental Educational Opportunity Grant (SEOG) <input type="checkbox"/> Other VA Educational Assistance Programs <input type="checkbox"/> Other scholarship, fellowship, or grant <input type="checkbox"/> Employer assistance <input type="checkbox"/> JTPA/CETA training allowance <input type="checkbox"/> Guaranteed Student Loan (GSL) <input type="checkbox"/> National Direct Student Loan (NSL)
} Mark "175" on ISS		
<p>31a. What kind of term system does . . . 's school use – semester, trimester, quarter, or something else?</p>	1680	<input type="checkbox"/> Semester <input type="checkbox"/> Trimester <input type="checkbox"/> Quarter <input type="checkbox"/> Other <input type="checkbox"/> DK
<p>b. How much was . . . 's total tuition and fees for the (semester/trimester/quarter/school term)? (Include all tuition and fees, even if paid completely or in part by the family, a scholarship or a loan.)</p>	1682	\$ <input style="width: 50px;" type="text"/> . <input style="width: 20px;" type="text"/> 00 <input type="checkbox"/> DK
<p>CHECK ITEM R34 Is "Pell Grant (SEOG)" marked in item 30c?</p>	1684	<input type="checkbox"/> Yes <input type="checkbox"/> No – SKIP to Check Item R38
<p>31c. What was the total amount of . . . 's Pell Grant (SEOG) for the (semester/trimester/quarter/school term)?</p>	1686	\$ <input style="width: 50px;" type="text"/> . <input style="width: 20px;" type="text"/> 00 <input type="checkbox"/> DK
<p>CHECK ITEM R35 Is box 3, 4, 5 or 6 marked in 30c?</p>	1688	<input type="checkbox"/> Yes <input type="checkbox"/> No – SKIP to 33
<p>32. What was the total amount of . . . 's (Read appropriate types of educational assistance for the (semester/trimester/quarter/school term)?</p>	1690	\$ <input style="width: 50px;" type="text"/> . <input style="width: 20px;" type="text"/> 00 <input type="checkbox"/> DK
<p>33. Did . . . participate in the Federally funded work-study program at school at any time during the past 4 months?</p>	1692	<input type="checkbox"/> Yes <input type="checkbox"/> No
<p>CHECK ITEM R36 Refer to Control Card, item 26a. What is . . . 's marital status?</p>	1694	<input type="checkbox"/> Married, spouse absent <input checked="" type="checkbox"/> Other – SKIP to Check Item R37
<p>ASK OR VERIFY –</p> <p>34. Is . . . 's spouse in the Armed Forces?</p>	1696	<input type="checkbox"/> Yes <input type="checkbox"/> No
<p>CHECK ITEM R37 Are any income types, assets, "workout" or "other educational assistance" marked on the ISS?</p>	1698	<input type="checkbox"/> Yes <input type="checkbox"/> No – SKIP to 36a
<p>35a. You said that during the 4-month period . . . received income from – (Mention working or other educational assistance if appropriate and read income sources and assets from the ISS.) Is that correct?</p>	1700	<input type="checkbox"/> Yes <input type="checkbox"/> No – Probe and resolve (Make corrections to ISS if necessary)
<p>b. Did . . . receive income from any other source such as financial help from someone outside the household, support payments, payments from the government or anything else?</p>	1702	<input type="checkbox"/> Yes – SKIP to 36b <input type="checkbox"/> No – SKIP to Check Item E1
<p>36a. I have not recorded any sources of income for . . . during the 4-month period. Did . . . receive income from some source we have not covered, such as financial help from someone outside the household, support payments, payments from the government or anything else?</p>	1704	<input type="checkbox"/> Yes <input type="checkbox"/> No – SKIP to Check Item F1, page 45
<p>b. What kind of income did . . . receive? Anything else?</p>	1706 1708 1710	Enter codes from income source list and mark ISS. <input style="width: 30px;" type="text"/> <input style="width: 30px;" type="text"/> <input style="width: 30px;" type="text"/> <input style="width: 30px;" type="text"/> <input style="width: 30px;" type="text"/> <input style="width: 30px;" type="text"/>

Section 2 -- EARNINGS AND EMPLOYMENT

CHECK ITEM 2

Is "Worked" marked on the ISS?

1713

- 1 Yes
- 2 No -- SKIP to First ISS Code marked or Check Item P1, page 45

1 a. You said ... worked during the 4-month period. Was ... working for an employer or was ... self-employed?
(Include unpaid worker in family business or farm as working for an employer.)

1714

- 1 Worked for employer only
- 2 Self-employed only -- SKIP to Statement B, page 15
- 3 Both worked for employer and self-employed

b. How many different employers did ... work for during this 4-month period?

1715

- 1 1 employer
- 2 2 employers
- 3 3 or more employers

CHECK ITEM 3

Is "Both worked for employer and self-employed" marked in 1a?

1718

- 1 Yes
- 2 No -- SKIP to 2a

STATEMENT A

... worked for an employer and was also self-employed. The first questions will be about ...'s work for an employer.

NOTES

EARNINGS AND EMPLOYMENT

Section 2 – EARNINGS AND EMPLOYMENT (Continued)	
Part A1 – EMPLOYER IDENTIFICATION NUMBER 1	
2a. What is the name of the employer for whom ... worked during this 4-month period? <i>(If ... worked for more than one employer, enter the employer for whom ... worked the most hours during the 4-month period or the most recent employer.)</i>	PGM 8 Employer Name 2000 _____ _____
CHECK ITEM E5a Enter employer ID number from co item 42, or if a new employer, enter next available number →	PGM 8 Employer ID No. 2002 <input type="checkbox"/> PGM 8 2004 _____
2b. What kind of business or industry was (Name of company or business)? For example: TV and radio manufacturing, retail shoe store, State Labor Department, farm.	PGM 8 2004 _____ _____
c. ASK OR VERIFY – Is it mainly –	PGM 8 2008 1 <input type="checkbox"/> Manufacturing? 2 <input type="checkbox"/> Wholesale Trade? 3 <input type="checkbox"/> Retail Trade? 4 <input type="checkbox"/> Some other kind of business?
d. What kind of work was ... doing on this job? For example: Electrical engineer, stock clerk, typist, farmer	PGM 8 2009 _____ _____
e. What were ...'s main activities or duties? For example: Types, keeps account books, files, sells cars, operates printing press, finishes concrete.	PGM 8 2010 _____ _____
f. ASK OR VERIFY – Was ... an employee of –	PGM 8 2012 1 <input type="checkbox"/> A private company or individual? 2 <input type="checkbox"/> Federal government (exclude Armed Forces)? 3 <input type="checkbox"/> State government? 4 <input type="checkbox"/> Local government? 5 <input type="checkbox"/> Armed Forces? 6 <input type="checkbox"/> Unpaid in family business or farm? -- SKIP to Check Item E5
3a. ASK OR VERIFY – Was ... employed by (Name of employer) during the entire 4-month period?	PGM 7 2014 1 <input type="checkbox"/> Yes – SKIP to 4 2 <input type="checkbox"/> No
b. When was ... employed by (Name of employer) during this 4-month period?	FROM 2016 <input type="text"/> Month <input type="text"/> Day 2018 <input type="text"/> Day TO 2020 <input type="text"/> Month <input type="text"/> Day 2022 <input type="text"/> Day
4. ASK OR VERIFY – How many hours per week did ... usually work at this job?	2024 <input type="text"/> Hours x3 <input type="checkbox"/> None x1 <input type="checkbox"/> DK
5. Was ... paid by the hour on this job?	2026 1 <input type="checkbox"/> Yes 2 <input type="checkbox"/> No – SKIP to 7
6. What was ...'s regular hourly pay rate at the end of (Read last month or "to" date in item 3b)?	2028 \$ <input type="text"/> <input type="text"/> x1 <input type="checkbox"/> DK x2 <input type="checkbox"/> Ref. – SKIP to Check Item E5
7. During the 4-month period how often was ... paid on this job?	2030 1 <input type="checkbox"/> Once a week 2 <input type="checkbox"/> Once each 2 weeks 3 <input type="checkbox"/> Once a month 4 <input type="checkbox"/> Twice a month 5 <input type="checkbox"/> Some other way – Specify 2

Section 2 – EARNINGS AND EMPLOYMENT (Continued)

Part A1 – EMPLOYER IDENTIFICATION NUMBER 1(Continued)

8. READ STATEMENT ONLY ONCE PER RESPONDENT

The next question is about the pay . . . received from this job during the 4-month period. We need the most accurate figures you can provide. Be sure to include any tips, bonuses, overtime pay, or commissions.

What was the total amount of pay that . . . received BEFORE deductions on this job in (Read each month)?

FOR MEMBERS OF THE ARMED FORCES – (Be sure to include housing allowances and any other special types of pay.)

NOTE: Certain months contain 5 paydays for workers paid weekly and 3 paydays for workers paid every 2 weeks.



LAST MONTH

2033 \$.00

- x3 None
- x1 DK
- x2 Ref.

INTERVIEWER USE ONLY

\$ _____ .00
 \$ _____ .00
 \$ _____ .00
 \$ _____ .00
 \$ _____ .00
 Total \$ _____ .00

2 MONTHS AGO

2034 \$.00

- x3 None
- x1 DK
- x2 Ref.

\$ _____ .00
 \$ _____ .00
 \$ _____ .00
 \$ _____ .00
 \$ _____ .00
 Total \$ _____ .00

3 MONTHS AGO

2035 \$.00

- x3 None
- x1 DK
- x2 Ref.

\$ _____ .00
 \$ _____ .00
 \$ _____ .00
 \$ _____ .00
 \$ _____ .00
 Total \$ _____ .00

4 MONTHS AGO

2036 \$.00

- x3 None
- x1 DK
- x2 Ref.

\$ _____ .00
 \$ _____ .00
 \$ _____ .00
 \$ _____ .00
 \$ _____ .00
 Total \$ _____ .00

CHECK ITEM E4

Is "DK" marked in all parts of B7

2040 1 Yes
 2 No – SKIP to Check Item E5

9. (Information about how much . . . received each month is very important to the results of our survey.) If we were to call back later would you (or . . .) be able to provide us with the amounts of pay . . . received in each of these months?

2042 1 Yes – Mark Reminder Card, Item 3a
 2 No

CHECK ITEM E5

Number of employers in item 1b?

2044 1 1 employer – SKIP to Check Item E8, page 17
 2 2 or more employers

Section 2 — EARNINGS AND EMPLOYMENT (Continued)	
Part A2 — EMPLOYER IDENTIFICATION NUMBER 2	
<p>10a. What is the name of the other employer for whom . . . worked during this 4-month period? <i>(If . . . worked for more than one employer, enter the employer for whom . . . worked the second most hours during the 4-month period.)</i></p>	<p>PGM 1 21001 Employer Name</p>
<p>CHECK ITEM E6 Enter employer ID number from cc item 42, or if a new employer, enter next available ID number</p>	<p>PGM 1 21003 Employer ID No.</p>
<p>10b. What kind of business or industry was <i>(Name of company or business?)</i> For example: TV and radio manufacturing, retail shoe store, State Labor Department, farm.</p>	<p>PGM 1 21004</p>
<p>c. ASK OR VERIFY — Is it mainly —</p>	<p>PGM 1 21006 1 <input type="checkbox"/> Manufacturing? 2 <input type="checkbox"/> Wholesale Trade? 3 <input type="checkbox"/> Retail Trade? 4 <input type="checkbox"/> Some other kind of business?</p>
<p>d. What kind of work was . . . doing on this job? For example: Electrical engineer, stock clerk, typist, farmer</p>	<p>PGM 2 21005</p>
<p>e. What were . . . 's main activities or duties? For example: Types, keeps account books, files, sells cars, operates printing press, finishes concrete.</p>	<p>PGM 2 21101</p>
<p>f. ASK OR VERIFY — Was . . . an employee of —</p>	<p>PGM 2 21103 1 <input type="checkbox"/> A private company or individual? 2 <input type="checkbox"/> Federal government (exclude Armed Forces)? 3 <input type="checkbox"/> State government? 4 <input type="checkbox"/> Local government? 5 <input type="checkbox"/> Armed Forces? 6 <input type="checkbox"/> Unpaid in family business or farm? — SKIP to Check item E6</p>
<p>11a. ASK OR VERIFY — Was . . . employed by <i>(Name of employer)</i> during the entire 4-month period?</p>	<p>PGM 2 21104 1 <input type="checkbox"/> Yes — SKIP to 12 2 <input type="checkbox"/> No</p>
<p>b. When was . . . employed by <i>(Name of employer)</i> during this 4-month period?</p>	<p>FROM 21106 <input type="text"/> Month <input type="text"/> Day TO 21108 <input type="text"/> Month <input type="text"/> Day</p>
<p>12. ASK OR VERIFY — How many hours per week did . . . usually work at this job?</p>	<p>21109 <input type="text"/> Hours x5 <input type="checkbox"/> None x1 <input type="checkbox"/> DK</p>
<p>13. Was . . . paid by the hour on this job?</p>	<p>21126 1 <input type="checkbox"/> Yes 2 <input type="checkbox"/> No — SKIP to 15</p>
<p>14. What was . . . 's regular hourly pay rate at the end of <i>(Read last month or "ra" data in item 13b7)</i></p>	<p>21128 \$ <input type="text"/> <input type="text"/> x1 <input type="checkbox"/> DK x2 <input type="checkbox"/> Ref. — SKIP to Check item E6</p>
<p>15. During the 4-month period how often was . . . paid on this job?</p>	<p>21130 1 <input type="checkbox"/> Once a week 2 <input type="checkbox"/> Once each 2 weeks 3 <input type="checkbox"/> Once a month 4 <input type="checkbox"/> Twice a month 5 <input type="checkbox"/> Some other way — <i>Specify</i></p>

Section 2 – EARNINGS AND EMPLOYMENT (Continued)

Part A2 – EMPLOYER IDENTIFICATION NUMBER 2 (Continued)

16. READ STATEMENT ONLY ONCE PER RESPONDENT

The next question is about the pay . . . received from this job during the 4-month period. We need the most accurate figures you can provide. Be sure to include any tips, bonuses, overtime pay, or commissions.

What was the total amount of pay that . . . received BEFORE deductions on this job in (Read each month)?

FOR MEMBERS OF THE ARMED FORCES – (Be sure to include housing allowances and any other special types of pay.)

NOTE: Certain months contain 5 paydays for workers paid weekly and 3 paydays for workers paid every 2 weeks.



LAST MONTH

2132 \$.00

- x3 None
- x1 DK
- x2 Ref.

INTERVIEWER USE ONLY

\$ _____ .00
 \$ _____ .00
 \$ _____ .00
 \$ _____ .00
 \$ _____ .00
Total \$ _____ .00

2 MONTHS AGO

2134 \$.00

- x3 None
- x1 DK
- x2 Ref.

\$ _____ .00
 \$ _____ .00
 \$ _____ .00
 \$ _____ .00
 \$ _____ .00
Total \$ _____ .00

3 MONTHS AGO

2136 \$.00

- x3 None
- x1 DK
- x2 Ref.

\$ _____ .00
 \$ _____ .00
 \$ _____ .00
 \$ _____ .00
 \$ _____ .00
Total \$ _____ .00

4 MONTHS AGO

2138 \$.00

- x3 None
- x1 DK
- x2 Ref.

\$ _____ .00
 \$ _____ .00
 \$ _____ .00
 \$ _____ .00
 \$ _____ .00
Total \$ _____ .00

CHECK ITEM E7

Is "DK" marked in all parts of 16?

2140 Yes
 No – SKIP to Check Item E8

17. (Information about how much . . . received each month is very important to the results of our survey.) If we were to call back later would you (or . . .) be able to provide us with the amounts of pay . . . received in each of these months?

2142 Yes – Mark Reminder Card, item 3b
 No

CHECK ITEM E8

Is "Both worked for employer and self-employed" marked in 1a, page 13.

2144 Yes – Read Statement B
 No – SKIP to first ISS Code or Check Item P1, page 45

Section 2 – EARNINGS AND EMPLOYMENT (Continued)													
Part B1 – SELF-EMPLOYMENT IDENTIFICATION NUMBER 1													
STATEMENT B You said ... was (also) self-employed during this 4-month period.													
1 a. What was the name of ...'s business/professional practice/farm?	PGM 8 Business name 2200 _____ _____ _____												
CHECK ITEM S1 Enter business ID number from cc item 43, or if a new business enter the next available ID number →	PGM 8 Business ID No. 2202 <input type="checkbox"/> PGM 8 2204 _____												
1 b. What kind of business was this?	PGM 8 2208 _____ PGM 8 2208 1 <input type="checkbox"/> Manufacturing? 2 <input type="checkbox"/> Wholesale Trade? 3 <input type="checkbox"/> Retail Trade? 4 <input type="checkbox"/> Some other kind of business?												
ASK OR VERIFY – c. Is it mainly –	PGM 8 2210 _____												
d. What kind of work was ... doing?	PGM 8 2208 _____												
e. What were ...'s most important activities or duties?	PGM 8 2210 _____												
ASK OR VERIFY – f. How many hours per week did ... usually work at this business?	PGM 7 2212 <input type="text"/> Hours x3 <input type="checkbox"/> None x1 <input type="checkbox"/> DK												
2. Do you think that the gross earnings of this business will be \$1,000 or more during the next 12 months? <i>Gross earnings include sales and receipts before expenses.</i>	2214 1 <input type="checkbox"/> Yes 2 <input type="checkbox"/> No – SKIP to 10a x1 <input type="checkbox"/> DK												
CHECK ITEM S2 Have questions 3–6b already been answered for this business by another household member?	2216 1 <input type="checkbox"/> Yes – SKIP to 6a 2 <input type="checkbox"/> No												
3. What was the total number of employees working for this business? Be sure to include ... <i>Enter 999 if 1,000 or more employees.</i>	2218 <input type="text"/> <input type="text"/> <input type="text"/> Employees x1 <input type="checkbox"/> DK												
4 a. Was ...'s business incorporated?	2220 1 <input type="checkbox"/> Yes – SKIP to 6a 2 <input type="checkbox"/> No												
b. Was ...'s business a sole proprietorship or a partnership?	2221 1 <input type="checkbox"/> Sole proprietorship – SKIP to 6a 2 <input type="checkbox"/> Partnership												
5 a. Aside from ... were any other members of this household owners or partners in this business?	2224 1 <input type="checkbox"/> Yes 2 <input type="checkbox"/> No – SKIP to 6a												
b. Which members?	<table style="width: 100%; border-collapse: collapse;"> <thead> <tr> <th style="width: 10%;"></th> <th style="width: 40%;">Person No</th> <th style="width: 50%;">Name</th> </tr> </thead> <tbody> <tr> <td style="text-align: center;">2224</td> <td style="text-align: center;"><input type="text"/> <input type="text"/> <input type="text"/></td> <td style="border-bottom: 1px solid black;"></td> </tr> <tr> <td style="text-align: center;">2228</td> <td style="text-align: center;"><input type="text"/> <input type="text"/> <input type="text"/></td> <td style="border-bottom: 1px solid black;"></td> </tr> <tr> <td style="text-align: center;">2230</td> <td style="text-align: center;"><input type="text"/> <input type="text"/> <input type="text"/></td> <td style="border-bottom: 1px solid black;"></td> </tr> </tbody> </table>		Person No	Name	2224	<input type="text"/> <input type="text"/> <input type="text"/>		2228	<input type="text"/> <input type="text"/> <input type="text"/>		2230	<input type="text"/> <input type="text"/> <input type="text"/>	
	Person No	Name											
2224	<input type="text"/> <input type="text"/> <input type="text"/>												
2228	<input type="text"/> <input type="text"/> <input type="text"/>												
2230	<input type="text"/> <input type="text"/> <input type="text"/>												
6 a. Was ... paid a regular salary from this business during the 4-month period?	2232 1 <input type="checkbox"/> Yes 2 <input type="checkbox"/> No												
b. Did ... receive any (other) income from the business during this 4-month period?	2234 1 <input type="checkbox"/> Yes 2 <input type="checkbox"/> No												
CHECK ITEM S3 Is "Yes" marked in either item 6a or 6b?	2238 1 <input type="checkbox"/> Yes 2 <input type="checkbox"/> No – SKIP to Check item S5												

Section 2 – EARNINGS AND EMPLOYMENT (Continued)

Part B1 – SELF-EMPLOYMENT IDENTIFICATION NUMBER 1 (Continued)

7. READ STATEMENT ONLY ONCE PER RESPONDENT.

The next question is about the income . . . received from this business during the 4-month period. We need the most accurate figures you can provide.

What was the total amount of income that . . . received from this business in (Read each month)?



LAST MONTH	
2238	\$ <input type="text"/> . <input type="text"/> 00
x3 <input type="checkbox"/> None x1 <input type="checkbox"/> DK x2 <input type="checkbox"/> Ref.	
2 MONTHS AGO	
2240	\$ <input type="text"/> . <input type="text"/> 00
x3 <input type="checkbox"/> None x1 <input type="checkbox"/> DK x2 <input type="checkbox"/> Ref.	
3 MONTHS AGO	
2242	\$ <input type="text"/> . <input type="text"/> 00
x3 <input type="checkbox"/> None x1 <input type="checkbox"/> DK x2 <input type="checkbox"/> Ref.	
4 MONTHS AGO	
2244	\$ <input type="text"/> . <input type="text"/> 00
x3 <input type="checkbox"/> None x1 <input type="checkbox"/> DK x2 <input type="checkbox"/> Ref.	

INTERVIEWER USE ONLY	
\$	_____ .00
\$	_____ .00
\$	_____ .00
\$	_____ .00
TOTAL	\$ _____ .00

\$	_____ .00
\$	_____ .00
\$	_____ .00
\$	_____ .00
TOTAL	\$ _____ .00

\$	_____ .00
\$	_____ .00
\$	_____ .00
\$	_____ .00
TOTAL	\$ _____ .00

\$	_____ .00
\$	_____ .00
\$	_____ .00
\$	_____ .00
TOTAL	\$ _____ .00

CHECK ITEM 54 Is "DK" marked in all parts of 7?

2246 1 Yes
2 No – SKIP to Check Item 56

8. (Information about how much . . . received each month is very important to the results of our survey.) If we were to call back later would you (or . . .) be able to provide us with the amounts of income . . . received in each of these months?

2248 1 Yes – Mark Reminder Card, item 4a
2 No

CHECK ITEM 55 Refer to item 4a, page 18. Is this business incorporated?

2251 1 Yes – SKIP to 10b
2 No

CHECK ITEM 56 Has information about the net profit (or loss) for this business already been obtained by another household member?

2252 1 Yes – SKIP to 10b
2 No

9a. We would also appreciate an estimate of the net profit (or loss), that is, the difference between gross receipts and expenses for this 4-month period. Can you give me an estimate of the net profit (or loss) during the 4-month period?

2254 1 Yes
2 No – SKIP to 10b

b. What was the net profit (or loss) from this business during the 4-month period?

2258 \$. 00
2259 x4 Loss in amount box – If "Broke even," mark \$1 in box. } SKIP to 10b

10a. About how much did . . . earn from this business after expenses during the 4-month period?

2260 \$. 00
x3 None
x1 DK
x2 Ref.

b. Was . . . self-employed in this business as of (Read last day of the reference period)?

8000 1 Yes
2 No – SKIP to 11f



Section 2 — EARNINGS AND EMPLOYMENT (Continued)

Part B1 — SELF-EMPLOYMENT IDENTIFICATION NUMBER 1 (Continued)

CHECK ITEM 57	Refer to item 4b, page 18. Is sole proprietorship marked in 4b?	8002 1 <input type="checkbox"/> Yes — SKIP to Check Item 58 2 <input type="checkbox"/> No
11a. As of (Read last day of reference period), what percent of this business did ... own?	8004 <input type="text"/> Percent x1 <input type="checkbox"/> DK x2 <input type="checkbox"/> Ref. — SKIP to 11f	
CHECK ITEM 58	Has the information below about the total value and total debt for this business already been obtained from another household member?	8006 1 <input type="checkbox"/> Yes — SKIP to 11f 2 <input type="checkbox"/> No
b. As of (Read last day of the reference period), what was the total value of this business before figuring in any debts that might be owed against it?	8008 <input type="text"/> . <input type="text"/> 00 — SKIP to 11d x3 <input type="checkbox"/> None — SKIP to 11d x1 <input type="checkbox"/> DK x2 <input type="checkbox"/> Ref. — SKIP to 11f	
c. (This information is especially important for the purposes of this survey.) If I were to call back later would you be able to provide me with an estimate of the amount?	8010 1 <input type="checkbox"/> Yes — Mark Reminder Card, Item 5a 2 <input type="checkbox"/> No	
d. As of (Read last day of reference period), what was the total debt owned against this business?	8012 \$ <input type="text"/> . <input type="text"/> 00 — SKIP to 11f x3 <input type="checkbox"/> None — SKIP to 11f x1 <input type="checkbox"/> DK x2 <input type="checkbox"/> Ref. — SKIP to 11f	
e. (This information is especially important for the purposes of this survey.) If I were to call back later would you be able to provide me with an estimate of the amount?	8014 1 <input type="checkbox"/> Yes — Mark Reminder Card, Item 5b 2 <input type="checkbox"/> No	
f. Was ... self-employed in any other business (professional practice/farm) during the 4-month period?	2352 1 <input type="checkbox"/> Yes 2 <input type="checkbox"/> No — SKIP to first ISS Code or Statement A, page 50	

NOTES

Section 2 - EARNINGS AND EMPLOYMENT (Continued)

Part B2 - SELF-EMPLOYMENT IDENTIFICATION NUMBER 2

12a. What was the name of ...'s other business/professional practice/farm? **PGM 2** Business name
 2300 _____

CHECK ITEM S9 Enter business ID number from ca item 43, or if a new business, enter the next available ID number **PGM 2** Business ID No.
 2302

12b. What kind of business was this? **PGM 2**
 2304 _____

ASK OR VERIFY -
 C. Is it mainly - **PGM 2** 1 Manufacturing?
 2306 2 Wholesale Trade?
 3 Retail Trade?
 4 Some other kind of business?

d. What kind of work was ... doing? **PGM 2**
 2308 _____

e. What were ...'s most important activities or duties? **PGM 2**
 2310 _____

f. How many hours per week did ... usually work at this business? **PGM 2**
 2312 Hours
 x3 None
 x1 OK

13. Do you think that the gross earnings of this business will be \$1,000 or more during the next 12 months?
 Gross earnings include sales and receipts before expenses. **PGM 2** 1 Yes
 2314 2 No -- SKIP to 20c
 x1 OK

CHECK ITEM S10 Have questions 14-18b already been answered for this business by another household member? **PGM 2** 1 Yes -- SKIP to 17a
 2316 2 No

14. What was the total number of employees working for this business? Be sure to include
 Enter 999 if 1,000 or more employees. **PGM 2** 2318 Employees
 x1 OK

15a. Was ...'s business incorporated? **PGM 2** 1 Yes -- SKIP to 16a
 2320 2 No

b. Was ...'s business a sole proprietorship or a partnership? **PGM 2** 1 Sole proprietorship -- SKIP to 17a
 2322 2 Partnership

16a. Aside from ... were any other members of this household owners or partners in this business? **PGM 2** 1 Yes
 2324 2 No -- SKIP to 17a

b. Which members? **PGM 2** Person No. Name
 2326 _____
 2328 _____
 2330 _____

17a. Was ... paid a regular salary from this business during the 4-month period? **PGM 2** 1 Yes
 2332 2 No

b. Did ... receive any (other) income from the business during this 4-month period? **PGM 2** 1 Yes
 2334 2 No

CHECK ITEM S11 Is "Yes" marked in either item 17a or 17b? **PGM 2** 1 Yes
 2336 2 No -- SKIP to Check item S13

Section 2 — EARNINGS AND EMPLOYMENT (Continued)

Part B2 — SELF-EMPLOYMENT IDENTIFICATION NUMBER 2 (Continued)

18. READ STATEMENT ONLY ONCE PER RESPONDENT.

The next question is about the income . . . received from this business during the 4-month period. We need the most accurate figures you can provide.

What was the total amount of income that . . . received from this business in (Read each month)?



INTERVIEWER USE ONLY

LAST MONTH		INTERVIEWER USE ONLY	
2330	\$ <input type="text"/> . <input type="text"/>	\$.00
	x3 <input type="checkbox"/> None	\$.00
	x1 <input type="checkbox"/> DK	\$.00
	x2 <input type="checkbox"/> Ref.	\$.00
		TOTAL \$.00
2 MONTHS AGO			
2340	\$ <input type="text"/> . <input type="text"/>	\$.00
	x3 <input type="checkbox"/> None	\$.00
	x1 <input type="checkbox"/> DK	\$.00
	x2 <input type="checkbox"/> Ref.	\$.00
		TOTAL \$.00
3 MONTHS AGO			
2342	\$ <input type="text"/> . <input type="text"/>	\$.00
	x3 <input type="checkbox"/> None	\$.00
	x1 <input type="checkbox"/> DK	\$.00
	x2 <input type="checkbox"/> Ref.	\$.00
		TOTAL \$.00
4 MONTHS AGO			
2344	\$ <input type="text"/> . <input type="text"/>	\$.00
	x3 <input type="checkbox"/> None	\$.00
	x1 <input type="checkbox"/> DK	\$.00
	x2 <input type="checkbox"/> Ref.	\$.00
		TOTAL \$.00

CHECK ITEM S12 Is "DK" marked in all parts of 18?

2348 1 Yes
2 No — SKIP to Check Item S13

19. (Information about how much . . . received each month is very important to the results of our survey.) If we were to call back later would you (or . . .) be able to provide us with the amounts of income . . . received in each of these months?

2349 1 Yes — Mark Reminder Card, item 4b
2 No

CHECK ITEM S13 Refer to item 15a, page 21. Is this business incorporated?

2350 1 Yes — SKIP to 20d
2 No

CHECK ITEM S14 Has information about the net profit (or loss) for this business already been obtained by another household member?

2352 1 Yes — SKIP to 20d
2 No

20a. We would also appreciate an estimate of the net profit (or loss), that is, the difference between gross receipts and expenses for this 4-month period. Can you give me an estimate of the net profit (or loss) during the 4-month period?

2354 1 Yes
2 No — SKIP to 20d

D. What was the net profit (or loss) from this business during the 4-month period?

2358 \$. } SKIP to 20d
2359 x4 Loss in amount box — If "Broke even," mark #1 in box.

C. About how much did . . . earn from this business after expenses during the 4-month period?

2360 \$.
x3 None
x1 DK
x2 Ref.

Section 2 – EARNINGS AND EMPLOYMENT (Continued)

Part B2 – SELF-EMPLOYMENT IDENTIFICATION NUMBER 2 (Continued)

<p>20d. Was ... self-employed in this business as of (Read last day of the reference period)?</p>	<p>B016 1 <input type="checkbox"/> Yes 2 <input type="checkbox"/> No – SKIP to first ISS Code or Statement A, page 50</p>
<p>CHECK ITEM S16 Refer to Item 15h, page 21. Is sole proprietorship marked in 15b?</p>	<p>B018 1 <input type="checkbox"/> Yes – SKIP to Check Item S16 2 <input type="checkbox"/> No</p>
<p>21a. As of (Read last day of the reference period), what percent of this business did ... own?</p>	<p>B020 <input type="text"/> <input type="text"/> Percent x1 <input type="checkbox"/> DK x2 <input type="checkbox"/> Ref. – SKIP to first ISS Code or Statement A, page 50</p>
<p>CHECK ITEM S16 Has the information below about the total value and total debt for this business already been obtained from by another household member?</p>	<p>B022 1 <input type="checkbox"/> Yes – SKIP to first ISS Code or Statement A, page 50 2 <input type="checkbox"/> No</p>
<p>21b. As of (Read last day of the reference period), what is the total value of this business before figuring in any debts that might be owed against it? ★</p>	<p>B024 \$ <input type="text"/> <input type="text"/> 00 – SKIP to 21d x3 <input type="checkbox"/> None – SKIP to 21d x1 <input type="checkbox"/> DK x2 <input type="checkbox"/> Ref. – SKIP to first ISS Code or Statement A, page 50</p>
<p>C. (This information is especially important for the purposes of this survey.) If I were to call back later would you be able to provide me with an estimate of the amount?</p>	<p>B026 1 <input type="checkbox"/> Yes – Mark Reminder Card, Item 5a 2 <input type="checkbox"/> No</p>
<p>d. As of (Read last day of reference period), what was the total debt owed against this business? ★</p>	<p>B028 \$ <input type="text"/> <input type="text"/> 00 } SKIP to first ISS Code or Statement A, page 50 x3 <input type="checkbox"/> None x1 <input type="checkbox"/> DK x2 <input type="checkbox"/> Ref. – SKIP to first ISS Code or Statement A, page 50</p>
<p>e. (This information is especially important for the purposes of this survey.) If I were to call back later would you be able to provide me with an estimate of the amount?</p>	<p>B030 1 <input type="checkbox"/> Yes – Mark Reminder Card, Item 5b } SKIP to first ISS Code or Statement A, page 50 2 <input type="checkbox"/> No</p>

NOTES

Section 3 – AMOUNTS

Part A – GENERAL AMOUNTS (ISS Codes 1 – 56)

<p>1. You said ... received (Read name of income type) during the 4-month period.</p>	Income code	Name of income type
	3000	<input type="text"/>
<p>CHECK ITEM A1: Mark (X) income type code.</p>	3002	1 <input type="checkbox"/> ISS code 1 or 2 (SS or RR) 2 <input type="checkbox"/> ISS code 25 (MIC) – SKIP to 14, page 26 3 <input type="checkbox"/> ISS code 27 (Food Stamps) – SKIP to 12a, page 26 4 <input type="checkbox"/> Other ISS codes – SKIP to Check Item A4
<p>CHECK ITEM A2: Refer to <i>cc item 27</i>. Is ... a designated parent, or guardian of children under age 18?</p>	3004	1 <input type="checkbox"/> Yes 2 <input type="checkbox"/> No – SKIP to Check Item A3
<p>2. During this 4-month period, were any separate payments from (Social Security/Railroad Retirement) received especially for the children?</p>	3008	1 <input type="checkbox"/> Yes 2 <input type="checkbox"/> No – SKIP to Check Item A3
<p>3. Did ... also receive a separate payment for (himself/herself) during any of these months?</p>	3008	1 <input type="checkbox"/> Yes 2 <input type="checkbox"/> No – SKIP to 10a
<p>CHECK ITEM A3: Is ... married?</p>	3010	1 <input type="checkbox"/> Yes 2 <input type="checkbox"/> No – SKIP to 5a
<p>4. Did ... receive Social Security (Railroad Retirement) jointly with ...'s spouse?</p>	3012	1 <input type="checkbox"/> Yes 2 <input type="checkbox"/> No – SKIP to 5a
<p>CHECK ITEM A4: Has information about the amount received by ... from the income source entered in 1 already been recorded during an interview for ...'s spouse?</p>	3014	1 <input type="checkbox"/> Yes – SKIP to next ISS Code or Statement A, page 50 2 <input type="checkbox"/> No
<p>5a. Did ... receive any (Read name of income type) in (Read each month)?</p> <p>NOTE – Some persons receive more than one payment per month for certain income types such as Unemployment Compensation and AFDC.</p>		<p>5b. How much did ... receive in (Read each month marked "Yes" in 5a)? Please answer by giving the total amount each month before any deductions.</p>
<p>Last month</p>	3016	1 <input type="checkbox"/> Yes 2 <input type="checkbox"/> No x1 <input type="checkbox"/> DK
<p>2 months ago</p>	3020	1 <input type="checkbox"/> Yes 2 <input type="checkbox"/> No x1 <input type="checkbox"/> DK
<p>3 months ago</p>	3024	1 <input type="checkbox"/> Yes 2 <input type="checkbox"/> No x1 <input type="checkbox"/> DK
<p>4 months ago</p>	3028	1 <input type="checkbox"/> Yes 2 <input type="checkbox"/> No x1 <input type="checkbox"/> DK
<p>CHECK ITEM A5: Mark (X) income type code.</p>	3032	1 <input type="checkbox"/> ISS code 1 or 2 – SKIP to Check Item A8 2 <input type="checkbox"/> ISS code 8 or 20 through 24 3 <input type="checkbox"/> All other income codes – SKIP to next ISS Code or Statement A, page 50
<p>6a. Were all the people living here covered by ...'s payments?</p>	3034	1 <input type="checkbox"/> Yes – SKIP to Check Item A8 2 <input type="checkbox"/> No

NOTES

AMOUNTS - PART A

Section 3 -- AMOUNTS (Continued)

Part A -- GENERAL AMOUNTS (ISS Codes 1-56) (Continued)

		Person No.	Name						
6b. Which persons were covered?	3038	<input type="text"/>	<input type="text"/>						
	3039	<input type="text"/>	<input type="text"/>						
	3040	<input type="text"/>	<input type="text"/>						
	3041	<input type="text"/>	<input type="text"/>						
	3042	<input type="text"/>	<input type="text"/>						
	3043	<input type="text"/>	<input type="text"/>						
	3044	<input type="text"/>	<input type="text"/>						
	3045	<input type="text"/>	<input type="text"/>						
	3046	<input type="text"/>	<input type="text"/>						
	3047	<input type="text"/>	<input type="text"/>						
CHECK ITEM A6: Is this ISS code "B"?	3056	<input type="checkbox"/> Yes <input type="checkbox"/> No — SKIP to next ISS Code or Statement A, page 50							
CHECK ITEM A7: Was this ISS code marked for ... in cc item 45 last reference period?	3058	<input type="checkbox"/> Yes — SKIP to next ISS Code or Statement A, page 50 <input type="checkbox"/> No							
7. Is ... required to fill out an annual income questionnaire for the Veterans Administration?	3060	<input type="checkbox"/> Yes <input type="checkbox"/> No <input type="checkbox"/> DK } SKIP to next ISS Code or Statement A, page 50							
CHECK ITEM A8: Was this ISS code marked for ... in cc item 45 last reference period?	3062	<input type="checkbox"/> Yes — SKIP to Check item A9 <input type="checkbox"/> No							
8. Social Security (Railroad Retirement) sends out two types of checks. Please look at this card and tell me which color check ... receives?	3064	<input type="checkbox"/> Green <input type="checkbox"/> Gold <input type="checkbox"/> Other <input type="checkbox"/> DK							
9. Do ...'s payments usually come on the first of the month or the third?	3066	<input type="checkbox"/> First <input type="checkbox"/> Third <input type="checkbox"/> Other <input type="checkbox"/> DK							
CHECK ITEM A9: Refer to item 2, page 24. Were (Social Security/Railroad Retirement) payments received especially for the children?	3068	<input type="checkbox"/> Yes <input type="checkbox"/> No — SKIP to next ISS Code or Statement A, page 50							
10a. Were Social Security (Railroad Retirement) payments received for the children in (Read each month)?				10b. If "Yes" in 10a — How much was received?					
					Last month	3070	<input type="checkbox"/> Yes <input type="checkbox"/> No <input type="checkbox"/> DK	3072	\$ <input type="text"/> <input type="text"/> . <input type="text"/> <input type="text"/> <input type="text"/> <input type="checkbox"/> DK <input type="checkbox"/> Ref.
					2 months ago	3074	<input type="checkbox"/> Yes <input type="checkbox"/> No <input type="checkbox"/> DK	3076	\$ <input type="text"/> <input type="text"/> . <input type="text"/> <input type="text"/> <input type="text"/> <input type="checkbox"/> DK <input type="checkbox"/> Ref.
					3 months ago	3078	<input type="checkbox"/> Yes <input type="checkbox"/> No <input type="checkbox"/> DK	3080	\$ <input type="text"/> <input type="text"/> . <input type="text"/> <input type="text"/> <input type="text"/> <input type="checkbox"/> DK <input type="checkbox"/> Ref.
4 months ago	3082	<input type="checkbox"/> Yes <input type="checkbox"/> No <input type="checkbox"/> DK	3084	\$ <input type="text"/> <input type="text"/> . <input type="text"/> <input type="text"/> <input type="text"/> <input type="checkbox"/> DK <input type="checkbox"/> Ref.					
11a. VERIFY IF ONLY ONE CHILD OR ASK — Were all children living here covered by these payments?	3086	<input type="checkbox"/> Yes — SKIP to next ISS Code or Statement A, page 50 <input type="checkbox"/> No							

AMOUNTS - PART A

Section 3 - AMOUNTS (Continued)

Part A - GENERAL AMOUNTS (ISS Codes 1-56) (Continued)

11b. Which children were covered?

	Person No.	Name
3088	<input type="text"/>	<input type="text"/>
3090	<input type="text"/>	<input type="text"/>
3092	<input type="text"/>	<input type="text"/>
3094	<input type="text"/>	<input type="text"/>
3096	<input type="text"/>	<input type="text"/>
3098	<input type="text"/>	<input type="text"/>

SKIP to next ISS Code or Statement A, page 50

12a. Were all the people living here covered under ...'s food stamp allotment?

3100 1 Yes - SKIP to 13a
2 No

b. Which persons were covered?

	Person No.	Name
3102	<input type="text"/>	<input type="text"/>
3104	<input type="text"/>	<input type="text"/>
3106	<input type="text"/>	<input type="text"/>
3108	<input type="text"/>	<input type="text"/>
3110	<input type="text"/>	<input type="text"/>
3112	<input type="text"/>	<input type="text"/>
3114	<input type="text"/>	<input type="text"/>
3116	<input type="text"/>	<input type="text"/>
3118	<input type="text"/>	<input type="text"/>
3120	<input type="text"/>	<input type="text"/>

13a. Did ... receive food stamps in (Read each month)?		13b. (If "Yes" in 13a, ask - What was the total amount?)
Last month	3122 1 <input type="checkbox"/> Yes 2 <input type="checkbox"/> No x1 <input type="checkbox"/> DK	3124 \$ <input type="text"/> <input type="text"/> 00 x1 <input type="checkbox"/> DK x2 <input type="checkbox"/> Ref.
2 months ago	3126 1 <input type="checkbox"/> Yes 2 <input type="checkbox"/> No x1 <input type="checkbox"/> DK	3128 \$ <input type="text"/> <input type="text"/> 00 x1 <input type="checkbox"/> DK x2 <input type="checkbox"/> Ref.
3 months ago	3130 1 <input type="checkbox"/> Yes 2 <input type="checkbox"/> No x1 <input type="checkbox"/> DK	3132 \$ <input type="text"/> <input type="text"/> 00 x1 <input type="checkbox"/> DK x2 <input type="checkbox"/> Ref.
4 months ago	3134 1 <input type="checkbox"/> Yes 2 <input type="checkbox"/> No x1 <input type="checkbox"/> DK	3136 \$ <input type="text"/> <input type="text"/> 00 x1 <input type="checkbox"/> DK x2 <input type="checkbox"/> Ref.

SKIP to next ISS Code or Statement A, page 60

14. Did ... receive any WIC vouchers in (Read each month)?

Mark (X) all that apply.

3138	1 <input type="checkbox"/> Last month
3140	2 <input type="checkbox"/> 2 months ago
3142	3 <input type="checkbox"/> 3 months ago
3144	4 <input type="checkbox"/> 4 months ago

SKIP to next ISS Code or Statement A, page 50

Section 3 – AMOUNTS

Part B – SAVINGS ACCOUNTS, MONEY MARKET DEPOSIT ACCOUNTS, CERTIFICATES OF DEPOSIT, AND NOW ACCOUNTS (ISS Codes 100, 101, 102, and 103)

CHECK ITEM A10

Asset types owned.
Mark (X) all that apply.

- 4300 ISS code 100 – Regular/Passbook Savings Accounts
- 4302 ISS code 101 – Money Market Deposit Accounts
- 4304 ISS code 102 – Certificates of Deposit or other Savings Certificates
- 4306 ISS code 103 – NOW, Super NOW, or other interest-earning checking accounts

1. Earlier you said that ... had (Read names of owned assets) which excluded IRA and KEOGH accounts.

CHECK ITEM A11


Interview status of ...'s spouse.

- 4308 1 No spouse in household – Skip to 3b
- 2 Interview for spouse not yet conducted
- 3 Interview for spouse already conducted – SKIP to 3a


2a. Did ... own any of these jointly with ...'s (husband/wife)?

- 4310 1 Yes
- 2 No – SKIP to 3b

b. What is your best estimate of the total amount of interest earned on these jointly held (Read asset types) during the 4-month period?

- 4312 \$ 
- x1 DK
- x2 Ref. – SKIP to next ISS Code or Statement A, page 50

c. As of (Read last day of reference period), what was the total amount that ... and ...'s (husband/wife) had in these jointly held (Read asset types)?

- 4314 \$  – SKIP to 3a
- x1 None – SKIP to 3a
- x1 DK
- x2 Ref. – SKIP to next ISS Code or Statement A, page 50

d. (This information is especially important for the purposes of this survey.) If I were to call back later would you be able to provide me with an estimate of the amount?


- 4316 1 Yes – Mark Reminder Card, Item 6
- 2 No

AMOUNTS PART B C


3a. Besides any (Read asset types) owned jointly with ...'s (husband/wife), did ... have any other (Read asset types)?

- 4318 1 Yes
- 2 No – SKIP to next ISS Code or Statement A, page 50

b. What is your best estimate of the total amount of interest earned on these (Read asset types) during the 4-month period?

- 4320 \$ 
- x1 DK
- x2 Ref. – SKIP to next ISS Code or Statement A, page 50

c. As of (Read last day of reference period), what was the total amount that ... had in these (Read asset types)?

- 4322 \$  } SKIP to next ISS Code or Statement A, page 50
- x3 None
- x1 DK
- x2 Ref. – SKIP to next ISS Code or Statement A, page 50

d. (This information is especially important for the purposes of this survey.) If I were to call back later would you be able to provide me with an estimate of the amount?

- 4324 1 Yes – Mark Reminder Card, Item 7
- 2 No } SKIP to next ISS Code or Statement A, page 50

NOTES

Section 3 – AMOUNTS

Part C – OTHER INTEREST-EARNING ASSETS (ISS Codes 104, 105, 106, and 107)

CHECK
ITEM A12Asset types owned.
Mark (X) all that apply.

- 4400 Money Market funds (104)
 4402 U.S. Government securities (105)
 4404 Municipal or corporate bonds (106)
 4406 Other interest-earning assets (107) – Specify _____

1. Earlier you said that ... owned (Read names of owned assets) which excluded IRA and KEOGH accounts.

CHECK
ITEM A13

Interview status of ...'s spouse.

- 4408 No spouse in household – SKIP to 3b
 2 Interview for spouse not yet conducted
 2 Interview for spouse already conducted – SKIP to 3a

2a. Did ... own any of these jointly with ...'s (husband/wife)?

- 4410 Yes
 2 No – SKIP to 3b

b. What is your best estimate of the total amount of interest earned on these jointly held (Read asset types) during the 4-month period?

- 4412 \$ _____ . 00
 x1 DK
 x2 Ref. – SKIP to next ISS Code or Statement A, page 50

c. As of (Read last day of reference period), what was the total amount that ... and ...'s (husband/wife) had in these jointly held (Read asset types)?

- 4413 \$ _____ . 00 – SKIP to 3a
 x3 None – SKIP to 3a
 x1 DK
 x2 Ref. – SKIP to next ISS Code or Statement A, page 50

d. (This information is especially important for the purposes of this survey.) If I were to call back later would you be able to provide me with an estimate of the amount?

- 4416 Yes – Mark Reminder Card, Item 8
 2 No

3a. Besides any (Read asset types) owned jointly with ...'s (husband/wife), did ... own any other (Read asset types)?

- 4418 Yes
 2 No – SKIP to next ISS Code or Statement A, page 50

b. What is your best estimate of the total amount of interest ... earned on these (Read asset types) during the 4-month period?

- 4420 \$ _____ . 00
 x1 DK
 x2 Ref. – SKIP to next ISS Code or Statement A, page 50

c. As of (Read last day of reference period), what was the total amount that ... had in these (Read asset types)?

- 4421 \$ _____ . 00 } SKIP to next ISS Code or Statement A, page 50
 x3 None
 x1 DK
 x2 Ref. – SKIP to next ISS Code or Statement A, page 50

d. (This information is especially important for the purposes of this survey.) If I were to call back later would you be able to provide me with an estimate of the amount?

- 4424 Yes – Mark Reminder Card, Item 9 } SKIP to next ISS Code or Statement A, page 50
 2 No

NOTES

AMOUNTS – PARTS B, C, D, E, F, G, H, I, J, K, L, M, N, O, P, Q, R, S, T, U, V, W, X, Y, Z

Section 3 – AMOUNTS

Part D – STOCKS AND MUTUAL FUND SHARES (ISS Code 110)

1a. Earlier you told me that ... owned stocks or mutual fund shares which excluded IRA and KEOGH accounts. Did ... receive any dividend checks during these 4 months? (Include checks made out jointly to ... and ...'s spouse.)	4500 1 <input type="checkbox"/> Yes 2 <input type="checkbox"/> NO x1 <input type="checkbox"/> DK } SKIP to 3a
CHECK ITEM A14 Interview status of ...'s spouse.	4502 1 <input type="checkbox"/> No spouse in household – SKIP to 2a 2 <input type="checkbox"/> Interview for spouse not yet conducted 3 <input type="checkbox"/> Interview for spouse already conducted – SKIP to 2a
1b. During the past 4 months how much was received in dividend checks made out jointly to ... and ...'s (husband/wife)?	4504 \$ <input style="width: 50px;" type="text"/> . <input style="width: 30px;" type="text"/> 00 – SKIP to 2a x3 <input type="checkbox"/> None – SKIP to 2a x1 <input type="checkbox"/> DK x2 <input type="checkbox"/> Ref. – SKIP to next ISS Code or Statement A, page 50
c. (This information is especially important for the purposes of this survey.) If I were to call back later would you be able to provide me with an estimate?	4508 1 <input type="checkbox"/> Yes – Mark Reminder Card, Item 10 2 <input type="checkbox"/> No
2a. During this 4-month period, how much did ... receive in dividend checks (in ...'s name only)?	4508 \$ <input style="width: 50px;" type="text"/> . <input style="width: 30px;" type="text"/> 00 – SKIP to 3a x3 <input type="checkbox"/> None – SKIP to 3a x1 <input type="checkbox"/> DK x2 <input type="checkbox"/> Ref. – SKIP to next ISS Code or Statement A, page 50
b. (This information is especially important for the purposes of this survey.) If I were to call back later would you be able to provide me with an estimate?	4510 1 <input type="checkbox"/> Yes – Mark Reminder Card, Item 11 2 <input type="checkbox"/> No
3a. (Besides the money that ... received in dividends) did ... earn any (other) dividends that were credited against a margin account or automatically reinvested in additional shares of stock?	4512 1 <input type="checkbox"/> Yes 2 <input type="checkbox"/> NO x1 <input type="checkbox"/> DK } SKIP to Check Item A18
CHECK ITEM A15 Interview status of ...'s spouse.	4514 1 <input type="checkbox"/> No spouse in household – SKIP to 3c 2 <input type="checkbox"/> Interview for spouse not yet conducted 3 <input type="checkbox"/> Interview for spouse already conducted – SKIP to 3c
3b. During the 4-month period how much of these kinds of dividends did ... earn jointly with ...'s (husband/wife)?	4516 \$ <input style="width: 50px;" type="text"/> . <input style="width: 30px;" type="text"/> 00 x3 <input type="checkbox"/> None x1 <input type="checkbox"/> DK x2 <input type="checkbox"/> Ref. – SKIP to next ISS Code or Statement A, page 50
c. During the 4-month period, how much of these kinds of dividends did ... earn (in ...'s name only)?	4518 \$ <input style="width: 50px;" type="text"/> . <input style="width: 30px;" type="text"/> 00 x3 <input type="checkbox"/> None x1 <input type="checkbox"/> DK x2 <input type="checkbox"/> Ref. – SKIP to next ISS Code or Statement A, page 50
CHECK ITEM A16 Interview status of ...'s spouse.	4522 1 <input type="checkbox"/> No spouse in household – SKIP to 3a 2 <input type="checkbox"/> Interview for spouse not yet conducted 3 <input type="checkbox"/> Interview for spouse already conducted – SKIP to 3a
4a. As of (read last day of reference period), what was the market value of the stocks or mutual funds held jointly by ... and ...'s (husband/wife)? (If ... is self-employed and the business is incorporated, exclude the stock held in that business.)	4034 \$ <input style="width: 50px;" type="text"/> . <input style="width: 30px;" type="text"/> 00 – SKIP to 4c x3 <input type="checkbox"/> None – SKIP to 5a x1 <input type="checkbox"/> DK x2 <input type="checkbox"/> Ref. – SKIP to next ISS Code or Statement A, page 50
b. (This information is especially important for the purposes of this survey.) If I were to call back later would you be able to provide me with an estimate of the amount?	4036 1 <input type="checkbox"/> Yes – Mark Reminder Card, Item 12 2 <input type="checkbox"/> No

Section 3 — AMOUNTS

Part D — STOCKS AND MUTUAL FUND SHARES (ISS Code 110) — Continued

4c. Was any debt or margin account held against these jointly held stocks or mutual funds as of (Read last day of reference period)?	8038 1 <input type="checkbox"/> Yes 2 <input type="checkbox"/> No — SKIP to 5a
d. As of (Read last day of reference period), what was the amount of the debt or margin account? (If respondent answers "DK," probe for estimate before marking "DK" box)	8038 \$ <input type="text"/> . <input type="text"/> 00 x1 <input type="checkbox"/> DK x2 <input type="checkbox"/> Ref. — SKIP to next ISS Code or Statement A, page 50
5a. Besides the stocks or mutual fund shares held jointly with ...'s (husband/wife), did ... hold any other stocks or mutual fund shares?	8042 1 <input type="checkbox"/> Yes 2 <input type="checkbox"/> No — SKIP to next ISS code or Statement A, page 50
b. As of (Read the last day of last reference period), what was the market value of the stocks or mutual funds ... held in (his/her) OWN name? (If ... is self-employed and the business is incorporated, exclude stock held in that business) ★	8044 \$ <input type="text"/> . <input type="text"/> 00 — SKIP to 5d x1 <input type="checkbox"/> DK x2 <input type="checkbox"/> Ref. — SKIP to next ISS Code or Statement A, page 50
c. (This information is especially important for the purposes of this survey.) If I were to call back later would you be able to provide me with an estimate of the amount?	8048 1 <input type="checkbox"/> Yes — Mark Reminder Card, Item 13 2 <input type="checkbox"/> No
d. Was any debt or margin account held against ...'s stocks or mutual funds as of (Read the last day of the reference period)?	8038 1 <input type="checkbox"/> Yes 2 <input type="checkbox"/> No — SKIP to next ISS Code or Statement A, page 50
B. As of (Read last day of reference period), what was the amount of the debt or margin account? (If respondent answers "DK," probe for estimate before marking "DK" box)	8050 \$ <input type="text"/> . <input type="text"/> 00 } SKIP to next ISS Code or Statement A, page 50 x1 <input type="checkbox"/> DK x2 <input type="checkbox"/> Ref.

NOTES

Section 3 – AMOUNTS

Part E – RENTAL INCOME (ISS Code 120)

<p>1. Earlier you told me that ... owned some rental property.</p> <p>CHECK ITEM A.17 Interview status of ...'s spouse.</p>	<p>4800 1 <input type="checkbox"/> No spouse in household – SKIP to 3a 2 <input type="checkbox"/> Interview for spouse not yet conducted 3 <input type="checkbox"/> Interview for spouse already conducted – SKIP to 3a</p>
<p>2a. Did ... receive any rental income from property owned jointly by ... and ...'s (husband/wife) during the last 4 months? Include only property owned entirely by couple.</p>	<p>4802 1 <input type="checkbox"/> Yes 2 <input type="checkbox"/> No – SKIP to 2d</p>
<p>b. About how much was received in gross rent from this property during the 4-month period?</p>	<p>4804 \$ <input style="width: 60px;" type="text"/> . <input style="width: 20px;" type="text"/> 00</p> <p>x1 <input type="checkbox"/> DK x2 <input type="checkbox"/> Ref. – SKIP to next ISS Code or Statement A, page 50</p>
<p>c. What is your best estimate of the amount that was cleared after expenses? Enter \$1 in amount box if respondent reports "broke even."</p>	<p>4806 \$ <input style="width: 60px;" type="text"/> . <input style="width: 20px;" type="text"/> 00 } SKIP to 2e</p> <p>x1 <input type="checkbox"/> DK x2 <input type="checkbox"/> Ref. – SKIP to next ISS Code or Statement A, page 50 4808 x4 <input type="checkbox"/> Lost money – Enter amount of loss in box – SKIP to 2e</p>
<p>d. As of (Read last day of reference period), did ... own any rental property jointly with ...'s (husband/wife)? (Include only property owned entirely by ... and ...'s (husband/wife).)</p>	<p>8052 1 <input type="checkbox"/> Yes 2 <input type="checkbox"/> No } SKIP to 3a x1 <input type="checkbox"/> DK</p>
<p>e. How many properties did ... own jointly with ...'s (husband/wife) as of (Read last day of reference period)?</p>	<p>8054 <input style="width: 30px;" type="text"/> Number of properties</p> <p>x3 <input type="checkbox"/> None – SKIP to 3a x1 <input type="checkbox"/> DK x2 <input type="checkbox"/> Ref. – SKIP to next ISS Code or Statement A, page 50</p>
<p>f. What type of property(ies) (was it/were they)? Mark (X) all that apply.</p>	<p>8056 1 <input type="checkbox"/> Vacation home 8058 2 <input type="checkbox"/> Other residential property 8060 3 <input type="checkbox"/> Farm property 8082 4 <input type="checkbox"/> Commercial property 8084 5 <input type="checkbox"/> Equipment 8065 6 <input type="checkbox"/> Other – Specify _____</p>
<p>g. As of (Read the last day of reference period), what was the total market value of the property(ies)?</p>	<p>8068 \$ <input style="width: 60px;" type="text"/> . <input style="width: 20px;" type="text"/> 00 – SKIP to 2f</p> <p>x1 <input type="checkbox"/> DK x2 <input type="checkbox"/> Ref. – SKIP to next ISS Code or Statement A, page 50</p>
<p>h. (This information is especially important for the purposes of this survey.) If I were to call back later would you be able to provide me with an estimate of the amount?</p>	<p>8070 1 <input type="checkbox"/> Yes – Mark Reminder Card, Item 14 2 <input type="checkbox"/> No</p>
<p>i. Was there a mortgage, deed of trust, or other debt on the property(ies)?</p>	<p>8072 1 <input type="checkbox"/> Yes 2 <input type="checkbox"/> No } SKIP to 3a x1 <input type="checkbox"/> DK</p>
<p>j. As of (Read last day of reference period), how much principal was owed on the property(ies)? (If respondent answers "DK," probe for estimate before marking "DK" box)</p>	<p>8074 \$ <input style="width: 60px;" type="text"/> . <input style="width: 20px;" type="text"/> 00</p> <p>x1 <input type="checkbox"/> DK x2 <input type="checkbox"/> Ref.</p>
<p>3a. Did ... receive rental income from property owned entirely in ...'s OWN name during the last 4 months?</p>	<p>8510 1 <input type="checkbox"/> Yes 2 <input type="checkbox"/> No – SKIP to 3d</p>

AMOUNTS - PART E



Section 3 — AMOUNTS (Continued)

PART E — RENTAL INCOME (ISS Code 120) (Continued)

<p>3b. About how much was received in gross rent from this property during the 4-month period?</p>	<p>4612 \$ <input type="text"/> . <input type="text"/> 00</p> <p>x1 <input type="checkbox"/> DK x2 <input type="checkbox"/> Ref. — SKIP to next ISS Code or Statement A, page 50</p>
<p>c. What is your best estimate of the amount that was cleared after expenses?</p> <p>Enter \$1 in amount box if respondent reports "broke even."</p>	<p>4614 \$ <input type="text"/> . <input type="text"/> 00 } SKIP to 3e</p> <p>x1 <input type="checkbox"/> DK x2 <input type="checkbox"/> Ref. — SKIP to next ISS Code or Statement A, page 50</p> <p>4615 x3 <input type="checkbox"/> Lost money — Enter amount of loss in box — SKIP to 3e</p>
<p>d. As of (Read last day of the reference period), did ... own any rental property in ...'s OWN name?</p>	<p>8078 1 <input type="checkbox"/> Yes 2 <input type="checkbox"/> No } SKIP to 4e x1 <input type="checkbox"/> DK</p>
<p>e. How many properties did ... own in ...'s OWN name as of (Read last day of the reference period)?</p>	<p>8076 <input type="text"/> Number of properties</p> <p>x3 <input type="checkbox"/> None — SKIP to 4e x1 <input type="checkbox"/> DK x2 <input type="checkbox"/> Ref. — SKIP to next ISS Code or Statement A, page 50</p>
<p>f. What type of property(ies) (was it/were they)? Mark (X) all that apply.</p>	<p>8080 1 <input type="checkbox"/> Vacation home 8082 2 <input type="checkbox"/> Other residential property 8084 3 <input type="checkbox"/> Farm property 8086 4 <input type="checkbox"/> Commercial property 8088 5 <input type="checkbox"/> Equipment 8090 6 <input type="checkbox"/> Other — Specify _____</p>
<p>g. As of (Read last day of reference period), what was the total market value of the property(ies)?</p> <p style="text-align: right;">★</p>	<p>8082 \$ <input type="text"/> . <input type="text"/> 00 — SKIP to 3i</p> <p>x1 <input type="checkbox"/> DK x2 <input type="checkbox"/> Ref. — SKIP to next ISS Code or Statement A, page 50</p>
<p>h. (This information is especially important for the purposes of this survey.) If I were to call back later would you be able to provide me with an estimate of the amount?</p>	<p>8094 1 <input type="checkbox"/> Yes — Mark Reminder Card, item 15 2 <input type="checkbox"/> No</p>
<p>i. Was there a mortgage, deed of trust, or other debt on the property(ies)?</p>	<p>8096 1 <input type="checkbox"/> Yes 2 <input type="checkbox"/> No } SKIP to 4a x1 <input type="checkbox"/> DK</p>
<p>j. As of (Read last day of reference period), how much principal was owed on the property(ies)?</p> <p>If respondent answers "DK," probe for estimate before marking "DK" box.</p>	<p>8098 \$ <input type="text"/> . <input type="text"/> 00</p> <p>x1 <input type="checkbox"/> DK x2 <input type="checkbox"/> Ref. — SKIP to next ISS Code or Statement A, page 50</p>
<p>4a. Did ... receive any rental income from property owned jointly with others during the last 4 months? (Not including property owned entirely by ... and ...'s spouse.)</p>	<p>4518 1 <input type="checkbox"/> Yes 2 <input type="checkbox"/> No — SKIP to 4c</p>
<p>b. What is your best estimate of ...'s share of the amount cleared on this property during the last 4 months?</p> <p>Enter \$1 in amount box if respondent reports "broke even."</p>	<p>4620 \$ <input type="text"/> . <input type="text"/> 00 } SKIP to 4d</p> <p>x1 <input type="checkbox"/> DK x2 <input type="checkbox"/> Ref. — SKIP to next ISS Code or Statement A, page 50</p> <p>4622 x3 <input type="checkbox"/> Lost money — Enter amount of loss in box — SKIP to 4d</p>

AMOUNTS - PART E

Section 3 – AMOUNTS (Continued)

Part E – RENTAL INCOME (ISS Code 120) (Continued)

<p>4c. Did ... own any rental property jointly with others as of (Read last day of reference period)? (Not including property owned entirely by ... and ...'s spouse.)</p>	<p>8100 1 <input type="checkbox"/> Yes 2 <input type="checkbox"/> No } SKIP to next ISS Code or x1 <input type="checkbox"/> DK } Statement A, page 50</p>
<p>d. How many properties did ... own jointly with others?</p>	<p>8102 <input type="text"/> Number of properties</p> <p>x1 <input type="checkbox"/> DK x2 <input type="checkbox"/> Ref. — SKIP to next ISS Code or Statement A, page 50</p>
<p>B. What type of property(ies) (was it/were they)? Mark (X) all that apply.</p>	<p>8104 1 <input type="checkbox"/> Vacation home 8108 2 <input type="checkbox"/> Other residential property 8108 3 <input type="checkbox"/> Farm property 8110 4 <input type="checkbox"/> Commercial property 8112 5 <input type="checkbox"/> Equipment 8114 6 <input type="checkbox"/> Other — Specify</p>
<p>f. As of (Read last day of reference period), what was the total market value of the property(ies)?</p>	<p>8116 \$ <input type="text"/> . <input type="text"/> 00</p> <p>x1 <input type="checkbox"/> DK x2 <input type="checkbox"/> Ref. — SKIP to next ISS Code or Statement A, page 50</p>
<p>g. Was there a mortgage, deed of trust, or other debt on the property(ies)?</p>	<p>8118 1 <input type="checkbox"/> Yes 2 <input type="checkbox"/> No } SKIP to 4i x1 <input type="checkbox"/> DK</p>
<p>h. As of (Read last day of reference period), how much principal was owed on the property(ies)?</p>	<p>8120 \$ <input type="text"/> . <input type="text"/> 00</p> <p>x1 <input type="checkbox"/> DK x2 <input type="checkbox"/> Ref. — SKIP to next ISS Code or Statement A, page 50</p>
<p>i. As of (Read last day of reference period), what was the total value of ...'s SHARE of equity in the property(ies)? (By equity we mean the total market value less any debts held against it.)</p>	<p>8122 \$ <input type="text"/> . <input type="text"/> 00 — SKIP to next ISS Code or Statement A, page 50</p> <p>x1 <input type="checkbox"/> DK x2 <input type="checkbox"/> Ref. — SKIP to next ISS Code or Statement A, page 50</p>
<p>j. (This information is especially important for the purposes of this survey.) If I were to call back later would you be able to provide me with an estimate of the amount?</p>	<p>8124 1 <input type="checkbox"/> Yes — Mark Reminder Card, Item 18 } SKIP to next ISS Code or Statement A, page 50 2 <input type="checkbox"/> No</p>

NOTES

Section 3 - AMOUNTS

Part F - MORTGAGES, ROYALTIES, AND OTHER FINANCIAL INVESTMENTS (ISS Codes 130, 140, and 150)

CHECK ITEM A18	Asset types owned. Mark (X) all that apply.	4700 4702 4704	1 <input type="checkbox"/> ISS Code 130 - Mortgages 2 <input type="checkbox"/> ISS Code 140 - Royalties 3 <input type="checkbox"/> ISS Code 150 - Other financial investments
CHECK ITEM A19	Is ISS Code 130 marked in Check Item A18?	4706	1 <input type="checkbox"/> Yes 2 <input type="checkbox"/> No - SKIP to 3
CHECK ITEM A20	Interview status of ...'s spouse.	4708	1 <input type="checkbox"/> No spouse in household - SKIP to 2b 2 <input type="checkbox"/> Interview for spouse not yet conducted 3 <input type="checkbox"/> Interview for spouse already conducted - SKIP to 2a
1a.	Earlier you said ... held a mortgage. Did ... own this jointly with ...'s spouse?	4710	1 <input type="checkbox"/> Yes 2 <input type="checkbox"/> No - SKIP to 2b
b.	During the past 4 months how much interest was paid to ... and ...'s (husband/wife) by the borrower?	4712	\$ <input type="text"/> . <input type="text"/> 00 x3 <input type="checkbox"/> None x1 <input type="checkbox"/> DK x2 <input type="checkbox"/> Ref.
c.	As of (Read last day of reference period), how much principal was owed to ... and ...'s (husband/wife) on this (these) mortgage(s)?	4720	\$ <input type="text"/> . <input type="text"/> 00 x3 <input type="checkbox"/> None x1 <input type="checkbox"/> DK x2 <input type="checkbox"/> Ref. - SKIP to Check Item A21
2a.	(Besides any jointly held mortgages,) did ... hold any mortgages in ...'s own name?	4714	1 <input type="checkbox"/> Yes 2 <input type="checkbox"/> No - SKIP to Check Item A21
b.	(Earlier you said that ... held a mortgage.) During the past 4 months how much interest was paid to ... by the borrower?	4716	\$ <input type="text"/> . <input type="text"/> 00 x3 <input type="checkbox"/> None x1 <input type="checkbox"/> DK x2 <input type="checkbox"/> Ref. - SKIP to Check Item A21
c.	As of (Read last day of reference period), how much principal was owed to ... on this (these) mortgage(s)?	4728	\$ <input type="text"/> . <input type="text"/> 00 x3 <input type="checkbox"/> None x1 <input type="checkbox"/> DK x2 <input type="checkbox"/> Ref.
CHECK ITEM A21	Is ISS Code 140 or 150 marked in Check Item A18?	4718	1 <input type="checkbox"/> Yes 2 <input type="checkbox"/> No - SKIP to Statement A, page 50
3.	Earlier you said ... had (Read asset types). During the past 4 months, how much income did ... receive from these (Read asset types)? If income was shared, count only ...'s share.	4720 4722	\$ <input type="text"/> . <input type="text"/> 00 x3 <input type="checkbox"/> None x1 <input type="checkbox"/> DK x2 <input type="checkbox"/> Ref. - SKIP to Statement A, page 50 x4 <input type="checkbox"/> Lost money - Enter amount of loss in box
CHECK ITEM A22	Is ISS Code 150 marked in Check Item A18?	4730	1 <input type="checkbox"/> Yes 2 <input type="checkbox"/> No - SKIP to Statement A, page 50
4.	As of (Read last day of reference period), what was ...'s equity in other financial investments? (By equity we mean the total market value less any debts held against it.) If investment is jointly owned, count only ...'s share of equity.	4732	\$ <input type="text"/> . <input type="text"/> 00 x3 <input type="checkbox"/> None x1 <input type="checkbox"/> DK x2 <input type="checkbox"/> Ref. } SKIP to Statement A, page 50

NOTES

Section 5 - PROGRAM QUESTIONS

CHECK ITEM P1	Is this the reference person's questionnaire?	4800	1 <input type="checkbox"/> Yes 2 <input type="checkbox"/> No - SKIP to Check Item M1, page 67
1a.	The government has an energy assistance program which helps pay heating and cooling costs. This assistance can be received directly by the household or it can be paid directly to the electric or gas company, fuel dealer, or landlord. Has this household received assistance of this type during the past 4 months?	4818	1 <input type="checkbox"/> Yes 2 <input type="checkbox"/> No - SKIP to Check Item P2
b.	Was this assistance received in the form of checks, coupons or vouchers sent to this household or were the payments sent directly to a utility company, fuel dealer, or landlord? <i>Mark (X) all that apply.</i>	4819 4820 4822	1 <input type="checkbox"/> Checks sent to household 1 <input type="checkbox"/> Coupons or vouchers sent to household 2 <input type="checkbox"/> Payments sent directly to utility company, fuel dealer, or landlord
c.	What was the total amount of the energy assistance received by this household during the past 4 months?	4824	\$ <input type="text"/> . <input type="text"/> 00 x1 <input type="checkbox"/> DK
CHECK ITEM P2	Are there any children 5 to 18 who live in the household?	4828	1 <input type="checkbox"/> Yes 2 <input type="checkbox"/> No - SKIP to Check Item M1, page 67
2a.	Do any of the children in this household usually eat a complete hot lunch offered at school?	4829	1 <input type="checkbox"/> Yes 2 <input type="checkbox"/> No - SKIP to Check Item M1, page 67
b.	How many children?	4830	<input type="text"/> Children
c.	Do any of the children receive free or reduced-price lunches this school year because they qualified for the Federal School Lunch Program?	4832	1 <input type="checkbox"/> Yes 2 <input type="checkbox"/> No - SKIP to 2f
d.	How many children?	4834	<input type="text"/> Children
e.	Are the lunches free or are they reduced-price? <i>Mark (X) all that apply.</i>	4836 4838	1 <input type="checkbox"/> Free 2 <input type="checkbox"/> Reduced-price
f.	Do any of the children receive free or reduced-price school breakfasts this school year?	4840	1 <input type="checkbox"/> Yes 2 <input type="checkbox"/> No - SKIP to Check Item M1, page 67
g.	How many children?	4842	<input type="text"/> Children
h.	Are the breakfasts free or are they reduced-price? <i>Mark (X) all that apply.</i>	4844 4846	1 <input type="checkbox"/> Free 2 <input type="checkbox"/> Reduced-price } Go to Check Item M1, page 67

NOTES

PROGRAM QUESTIONS

MISSING WAVE

CHECK ITEM M1	Does person number begin with a "4"?	6000	1 <input type="checkbox"/> Yes — SKIP to Check Item C1, page 72 2 <input type="checkbox"/> No
CHECK ITEM M2	Was an interview obtained for ... last reference period? (CC item 44)	6002	1 <input type="checkbox"/> Yes — SKIP to Check Item C1, page 72 2 <input type="checkbox"/> No
CHECK ITEM M3	Was an interview obtained two waves ago? (CC item 44)	6003	1 <input type="checkbox"/> Yes 2 <input type="checkbox"/> No — SKIP to Check Item C1, page 72
STATEMENT M:	We were unable to obtain information similar to what we've just talked about for ... for the period _____ through _____ 1984. The next few questions help fill in this missing information about ...'s economic situation during that period.		
1.	During the period from (Read missing wave period) _____ through _____ did ... have a job or business, either full or part time, even for only a few days?	6006	1 <input type="checkbox"/> Yes — SKIP to 3a 2 <input type="checkbox"/> No
2.	Even though ... did not have a job during that period, did ... spend any time looking for work or on layoff?	6008	1 <input type="checkbox"/> Yes — SKIP to 5a 2 <input type="checkbox"/> No — SKIP to Check Item M6
3a.	Did ... have a job or business, either full or part time, during EACH of the weeks in this period?	6010	1 <input type="checkbox"/> Yes 2 <input type="checkbox"/> No — SKIP to 3c
b.	Was ... absent without pay from ...'s job for any FULL weeks during (Read missing wave period) _____ through _____ because of layoff?	6012	1 <input type="checkbox"/> Yes — SKIP to 3f 2 <input type="checkbox"/> No — SKIP to Check Item M5
c.	In which months did ... have a job or business?	6014 6016 6018 6020	1 <input type="checkbox"/> First month in period (8 months ago) 2 <input type="checkbox"/> Second month in period (7 months ago) 3 <input type="checkbox"/> Third month in period (6 months ago) 4 <input type="checkbox"/> Fourth month in period (5 months ago)
d.	How many weeks in ... (Read months marked in 3c) did ... have a job or business? (Show respondent Flashcard W)	6022 6024 6026 6028	<input type="checkbox"/> Weeks in first month (8 months ago) <input type="checkbox"/> Weeks in second month (7 months ago) <input type="checkbox"/> Weeks in third month (6 months ago) <input type="checkbox"/> Weeks in fourth month (5 months ago)
e.	Of the weeks that ... had a job or business, was ... absent for any full weeks without pay because of layoff?	6030	1 <input type="checkbox"/> Yes 2 <input type="checkbox"/> No — SKIP to 4
f.	In which months was ... absent from ...'s job because of layoff?	6032 6034 6036 6038	1 <input type="checkbox"/> First month in period (8 months ago) 2 <input type="checkbox"/> Second month in period (7 months ago) 3 <input type="checkbox"/> Third month in period (6 months ago) 4 <input type="checkbox"/> Fourth month in period (5 months ago)
g.	How many weeks in ... (Read months marked in 3f) was ... absent from ...'s job because of layoff? (Show respondent Flashcard W)	6040 6042 6044 6046	<input type="checkbox"/> Weeks in first month (8 months ago) <input type="checkbox"/> Weeks in second month (7 months ago) <input type="checkbox"/> Weeks in third month (6 months ago) <input type="checkbox"/> Weeks in fourth month (5 months ago)
CHECK ITEM M4	Is 3a marked "Yes"?	6048	1 <input type="checkbox"/> Yes — SKIP to Check Item M5 2 <input type="checkbox"/> No
4.	During this period, when ... did NOT have a job or business, did ... spend any time looking for work or on layoff?	6050	1 <input type="checkbox"/> Yes 2 <input type="checkbox"/> No — SKIP to Check Item M5
5a.	In which months did ... spend time looking for work or on layoff (when ... did NOT have a job or business)?	6052 6054 6056 6058	1 <input type="checkbox"/> First month in period (8 months ago) 2 <input type="checkbox"/> Second month in period (7 months ago) 3 <input type="checkbox"/> Third month in period (6 months ago) 4 <input type="checkbox"/> Fourth month in period (5 months ago)
b.	How many weeks in ... (Read months marked in 5a) did ... spend time looking for work or on layoff? (Do not include any weeks already counted in 3g) (Show respondent Flashcard W)	6060 6062 6064 6066	<input type="checkbox"/> Weeks in first month (8 months ago) <input type="checkbox"/> Weeks in second month (7 months ago) <input type="checkbox"/> Weeks in third month (6 months ago) <input type="checkbox"/> Weeks in fourth month (5 months ago)
CHECK ITEM M5	Are any income types listed in the Income Roster (Item 6a) or the ISS?	6068	1 <input type="checkbox"/> Yes 2 <input type="checkbox"/> No — SKIP to 6d

INTERVIEWER INSTRUCTION

- If any income codes (1 — 56), not already listed in the Income Roster (Item 6a), appear on the ISS, transcribe them to the Income Roster.
- Mark column (5) of the Income Roster for ALL income codes that appear on the ISS.
- Go to Check Item M6.

MISSING WAVE (Continued)

6d. During the 4-month period (Pead missing wave period) from _____ through _____ did ... receive any income that we haven't talked about?

6379 Yes

No - SKIP to Check Item MB

6e. What kind of income was it? (Enter income type code at right from Income Source List on page 76a. Ask for each income type -) During which months did ... receive that type of income?

Income type code	Months received				
	M1 = earliest month in period; M4 = most recent month in period				
	All	M1	M2	M3	M4
6380	6382 <input type="checkbox"/>	6384 <input type="checkbox"/>	6386 <input type="checkbox"/>	6388 <input type="checkbox"/>	6390 <input type="checkbox"/>
6392	6394 <input type="checkbox"/>	6396 <input type="checkbox"/>	6398 <input type="checkbox"/>	6400 <input type="checkbox"/>	6402 <input type="checkbox"/>
6404	6406 <input type="checkbox"/>	6408 <input type="checkbox"/>	6410 <input type="checkbox"/>	6412 <input type="checkbox"/>	6414 <input type="checkbox"/>
6416	6418 <input type="checkbox"/>	6420 <input type="checkbox"/>	6422 <input type="checkbox"/>	6424 <input type="checkbox"/>	6426 <input type="checkbox"/>
6428	6430 <input type="checkbox"/>	6432 <input type="checkbox"/>	6434 <input type="checkbox"/>	6436 <input type="checkbox"/>	6438 <input type="checkbox"/>
6440	6442 <input type="checkbox"/>	6444 <input type="checkbox"/>	6446 <input type="checkbox"/>	6448 <input type="checkbox"/>	6450 <input type="checkbox"/>
6452	6454 <input type="checkbox"/>	6456 <input type="checkbox"/>	6458 <input type="checkbox"/>	6460 <input type="checkbox"/>	6462 <input type="checkbox"/>
6464	6466 <input type="checkbox"/>	6468 <input type="checkbox"/>	6470 <input type="checkbox"/>	6472 <input type="checkbox"/>	6474 <input type="checkbox"/>

NOTES

MISSING WAVE (Continued)

CHECK ITEM M8

Are any assets listed in the Asset Roster (Item 7a) or the ISS?

 6478 Yes
 No — SKIP to 7d

INTERVIEWER INSTRUCTION

1. If any asset codes (100—180, 174, 175), not already listed in the Asset Roster (Item 7a), appear on the ISS, transcribe them to the Asset Roster.
2. Mark column (5) of the Asset Roster for ALL asset codes that appear on the ISS.
3. Go to Check Item M9.

7a. ASSET ROSTER

The missing wave period covers the 4-month period from _____ through _____.

Line No. (1)	Asset type description (2)	Asset code (3)	Had 2 waves ago (4)	Had this wave (5)
6478 1		6480	6482 <input type="checkbox"/>	6484 <input type="checkbox"/>
6488 2		6488	6490 <input type="checkbox"/>	6492 <input type="checkbox"/>
6494 3		6498	6499 <input type="checkbox"/>	6500 <input type="checkbox"/>
6502 4		6504	6506 <input type="checkbox"/>	6508 <input type="checkbox"/>
6510 5		6512	6514 <input type="checkbox"/>	6518 <input type="checkbox"/>
6518 6		6520	6522 <input type="checkbox"/>	6524 <input type="checkbox"/>
6526 7		6528	6530 <input type="checkbox"/>	6532 <input type="checkbox"/>
6534 8		6538	6539 <input type="checkbox"/>	6540 <input type="checkbox"/>
6542 9		6544	6546 <input type="checkbox"/>	6548 <input type="checkbox"/>
6550 10		6552	6554 <input type="checkbox"/>	6556 <input type="checkbox"/>

CHECK ITEM M9

Did ... have any asset types 2 waves ago that ... did not have this wave? (Only column 4 of the Asset Roster is marked.)

 6568 Yes — Enter asset code(s) in item 7b and read item 7b to respondent.
 No — SKIP to Check Item M10

7b. In our visit 8 months ago, we recorded that ... had certain assets that we have not recorded during this visit — namely (Read asset types).

ASK FOR EACH —

Did ... own this asset at any time during the period (Read missing wave period) from _____ through _____.

	Asset code	Yes	No
6560		6562 <input type="checkbox"/>	<input type="checkbox"/>
6564		6566 <input type="checkbox"/>	<input type="checkbox"/>
6568		6570 <input type="checkbox"/>	<input type="checkbox"/>

CHECK ITEM M10

Did ... have any asset types this wave that ... did not have 2 waves ago? (Only column 5 of the Asset Roster is marked.)

 6572 Yes — Enter asset code(s) in item 7c and read item 7c to respondent.
 No — SKIP to item 7d

7c. We have recorded during this visit that ... had certain types of assets that ... did not have at the time of our visit 8 months ago — namely (Read asset types).

ASK FOR EACH —

Did ... own this (these) asset(s) at any time during the period (Read missing wave period) from _____ through _____.

	Asset code	Yes	No
6578		6578 <input type="checkbox"/>	<input type="checkbox"/>
6580		6582 <input type="checkbox"/>	<input type="checkbox"/>
6584		6586 <input type="checkbox"/>	<input type="checkbox"/>

d. During the 4-month period (Read missing wave period) from _____ through _____, did ... have any assets that we haven't talked about?

 6588 Yes
 No — SKIP to Check Item M11

MISSING WAVE (Continued)

76. What was the asset type called? (Enter asset code(s) at right from Income Source List on page 76a.)

Asset code		Asset code	
8580		8592	
8594		8596	
8598		8600	
8602		8604	
8608		8608	

CHECK ITEM MT3 Is Medicare marked on CC Item 4?? **8610** 1 Yes — SKIP to 9
2 No

CHECK ITEM MT3 Is ... 65 years of age or older? **8611** 1 Yes — SKIP to 9
2 No

CHECK ITEM MT3 Refer to item 18a, page 7 Is ... disabled? **8614** 1 Yes
2 No — SKIP to 9

8. During the 4 month period from (Read missing wave period) _____ through _____, was ... covered by Medicare? **8618** 1 Yes
2 No

9. During the 4 month period from (Read missing wave period) from _____ through _____, was ... covered by (Use local name for Medicaid or another public assistance program that pays for medical care)? **8619** 1 Yes
2 No

CHECK ITEM MT4 Is ... 17 to 49 years of age? **8620** 1 Yes
2 No — SKIP to Check Item C1

10. During the 4 month period from (Read missing wave period) _____ through _____, did ... attend school beyond the high school level including a college, university, or other school? **8622** 1 Yes
2 No — SKIP to Check Item C1

11. Were any of ...'s educational expenses during the period from (Read missing wave period) _____ through _____ paid for by a Pell (SEOG) Grant, a Guaranteed or National Direct Student Loan, or any other type of scholarship or grant? **8624** 1 Yes } SKIP to Check Item C1
2 No }

NOTES

CALLBACK SUMMARY

CHECK ITEM C1:	Are any items marked on reminder Card for . . . ?	5000	<input type="checkbox"/> Yes — Mark appropriate item(s) below, then SKIP to Check Item C2 <input type="checkbox"/> No — SKIP to Check Item C2	
<input type="checkbox"/>	1. Social Security Number <i>(Enter in section 33b)</i>		<input type="text"/> - <input type="text"/> - <input type="text"/>	
<input type="checkbox"/>	2. Medicare claim number <i>(Item 23b, page B)</i>	5002	<input type="text"/> - <input type="text"/> - 5004	<input type="text"/>
<input type="checkbox"/>	3. EMPLOYER			
	a. Employer #1 (Item 8, page 15)	5006	\$ <input type="text"/> .00	Last month
		5008	\$ <input type="text"/> .00	2 months ago
	What was the total amount of pay received before deductions on this job in . . . ?	5010	\$ <input type="text"/> .00	3 months ago
		5012	\$ <input type="text"/> .00	4 months ago
<input type="checkbox"/>	b. Employer #2 (Item 16, page 17)	5013	\$ <input type="text"/> .00	Last month
		5016	\$ <input type="text"/> .00	2 months ago
	What was the total amount of pay received before deductions on this job in . . . ?	5018	\$ <input type="text"/> .00	3 months ago
		5020	\$ <input type="text"/> .00	4 months ago
<input type="checkbox"/>	4. SELF-EMPLOYMENT			
	a. Self-employment #1 (Item 7, page 19)	5022	\$ <input type="text"/> .00	Last month
		5034	\$ <input type="text"/> .00	2 months ago
	What was the total amount of income received from this business in . . . ?	5026	\$ <input type="text"/> .00	3 months ago
		5028	\$ <input type="text"/> .00	4 months ago
<input type="checkbox"/>	b. Self-employment #2 (Item 18, page 22)	5030	\$ <input type="text"/> .00	Last month
		5032	\$ <input type="text"/> .00	2 months ago
	What was the total amount of income received from this business in . . . ?	5034	\$ <input type="text"/> .00	3 months ago
		5036	\$ <input type="text"/> .00	4 months ago
Amounts as of <input type="text"/> (Month/day/year)		(the last day of the reference period)		
<input type="checkbox"/>	5. SELF-EMPLOYMENT		Business 1	Business 2
	a. What was the total value of this business before figuring in any debts that might be owed against it?	5050	\$ <input type="text"/> .00 <i>(Item 11b, page 20)</i>	5052 \$ <input type="text"/> .00 <i>(Item 21b, page 23)</i>
<input type="checkbox"/>	b. What was the total debt owed against this business?	5054	\$ <input type="text"/> .00 <i>(Item 11d, page 20)</i>	5058 \$ <input type="text"/> .00 <i>(Item 21d, page 23)</i>
<input type="checkbox"/>	6. What was the total amount in savings/ Money market deposit accounts/ CD's/NOW accounts held jointly by husband and wife? (Item 2c, page 42)	5038	\$ <input type="text"/> .00	
<input type="checkbox"/>	7. What was the total amount in savings/Money market deposit accounts/CD's/NOW accounts in own name? (Item 3c, page 42)	5040	\$ <input type="text"/> .00	
<input type="checkbox"/>	8. What was the total amount in Money market funds/securities/bonds held jointly by husband and wife? (Item 2c, page 42)	5042	\$ <input type="text"/> .00	

CALLBACK SUMMARY

INCOME SOURCE LIST

INCOME LIST

Code	Type	Code	Type
1	Social Security	28	Child support payments
2	U.S. Government Railroad Retirement pay	29	Alimony payments
3	Federal Supplemental Security Income (SSI)	30	Pension from company or union
4	State Supplemental Security Income (State administered SSI only)	31	Federal Civil Service or other Federal civilian employee pensions
5	State unemployment compensation	32	U.S. Military retirement pay
6	Supplemental Unemployment Benefits	33	National Guard or Reserve Forces retirement
7	Other unemployment compensation (Trade Adjustment Act benefits, strike pay, other)	34	State government pensions
8	Veterans compensation or pensions	35	Local government pensions
9	Black lung payments	36	Income from paid-up life insurance policies or annuities
10	Worker's compensation	37	Estates and trusts
11	State temporary sickness or disability benefits	38	Other payments for retirement, disability or survivor
12	Employer or union temporary sickness policy	40	G.I. Bill/VEAP education benefits
13	Payments from a sickness, accident or disability insurance policy purchased on your own	50	Income assistance from a charitable group
20	Aid to Families with Dependent Children (AFDC, ADC)	51	Money from relatives or friends
21	General assistance or General relief	52	Lump sum payments
22	Indian, Cuban, or Refugee Assistance	53	Income from roomers or boarders
23	Foster child care payments	54	National Guard or Reserve pay
24	Other welfare	55	Incidental or casual earnings
25	WIC (Women, Infants and Children Nutrition Program)	56	Other cash income not included elsewhere
27	Food stamps		

ASSET LIST

SPECIAL INDICATORS

Code	Type	Code	Type
100	Regular/passbook savings accounts in a bank, savings and loan or credit union	170	Worked
101	Money market deposit accounts	171	Disabled
102	Certificates of Deposit or other savings certificates	172	Medicare
103	NOW, Super NOW or other interest-earning checking accounts	173	Medicaid
104	Money market funds	174	U.S. Savings Bonds (E, EE)
105	U.S. Government securities	175	Other educational assistance
106	Municipal or corporate bonds		
107	Other interest-earning assets		
110	Stocks or mutual fund shares		
120	Rental property		
130	Mortgages		
140	Royalties		
150	Other financial investments		

INCOME SOURCE SUMMARY (ISS)

INSTRUCTIONS — Column (a) will show the income source code. In column (b), mark (X) for all sources from which income was received during the reference period. Column (c) will show the type of income source. The Amounts section should be filled starting with the page number shown in column (d) for those income sources which have been marked.

ISS code (a)	Mark (X) (b)	Type of income source (c)	Amounts section page number (d)
1		INCOME CODES 1-7 Social Security	
2		U.S. Government Railroad Retirement pay	
3		Federal Supplemental Security Income (SSI)	
5		State Unemployment compensation	
6		Supplemental Unemployment Benefits	
8		INCOME CODES 8-13 Veterans compensation or pensions	
20		INCOME CODES 20-29 Aid to Families with Dependent Children (AFDC, ADC)	
24		Other Welfare — Specify	
27		Food Stamps	(A) - 24
28		Child Support payments	27
29		Alimony payments	29
			33
			38
			39
30		INCOME CODES 30-39 Pension from company or union	
40		INCOME CODES 40-49 GI Bill/VEAP education benefits	
55		INCOME CODES 50-59 Incidental or casual earnings	
100		ASSET CODES 100-150 Interest Earning Assets Regular/passbook savings accounts in a bank, savings and loan or credit union	(B) - 42
101		Money market deposit accounts	
102		Certificates of Deposit or other savings certificates	
103		NOW, Super NOW or other interest-earning checking accounts	
104		Money market funds	
108		U.S. Government securities	(C) - 43
109		Municipal or corporate bonds	
107		Other interest-earning assets	
110		Stocks or mutual fund shares	(D) - 44
120		Rental property	(E) - 46
130		Mortgages	
140		Royalties	(F) - 49
150		Other financial investments	
170		SPECIAL INDICATORS Worked	Section 2
171		Disabled	
172		Medicare	
173		Medicaid	
174		U.S. Savings Bonds (E, EE)	DO NOT FILL

APPENDIX D

COMPARISONS OF ITEM LOCATIONS ON WAVE 1 AND LATER WAVES

A number of changes were made to the record layouts between Waves 1 and 2 for the 1984 panel, while the layouts have remained constant for all subsequent waves. The following table should help you find corresponding locations in the two formats.

<u>Starting Location</u>		<u>Difference</u>	<u>Starting Location</u>		<u>Difference</u>
Wave 1	Waves 2-4		Wave 1	Waves 2-4	
Sample Unit Record			Person Record, continued		
1-35	1-35		1373	1453	+80
n/a	38		n/a	1454	
38	39	+1	1374	1455	+81
			n/a	1531	
			1450	n/a	
Household Record					
1-927	1-927		1451	1575	+124
			1455	n/a	
Family Record					
1-184	1-184		1456	1579	+123
			1572	n/a	
			1583	1695	+112
Person Record					
1-8	1-8		n/a	1704	
10	n/a		1592	1731	+139
19	19				
n/a	31		Wage & Salary		
31	36	+5	1-107	1-107	
n/a	142		Self-Employed		
137	144	+7	1-128	1-128	
680	n/a		General Amounts Type 1		
n/a	687		1-8	1-8	
689	696	+7	10	n/a	
n/a	1171		n/a	10	
1160	1179	+19	n/a	135	
n/a	1303		135	136	+1
1284	1304	+20	General Amounts Type 2		
n/a	1308		1-8	1-8	
1288	1366	+78	n/a	10-17	
n/a	1441		n/a	135	
1363	1442	+79	135	136	+1
n/a	1452				

