

SIPP84-R6

SURVEY OF INCOME AND PROGRAM
PARTICIPATION (SIPP)

WAVE 6 RECTANGULAR MICRODATA
FILE

(Core Data Only)

TECHNICAL DOCUMENTATION

UPDATE INFORMATION

Additional information concerning this file may be available at a later date. If you have purchased this technical documentation (with or without tape purchase) from the Census Bureau and wish to receive these User Notes, please complete the coupon below and return it to:

Data User Services Division
Data Access and Use Staff
Bureau of the Census
Washington, D.C. 20233

* * * * *

Name of File: Survey of Income and Program Participation (SIPP)
Wave 6 Rectangular Microdata File

Please send me any information that might become available later concerning the file listed.

Name:

Address:

Phone:

BUREAU OF THE CENSUS

John G. Keane, Director
C. Louis Kincannon, Deputy Director

DATA USER SERVICES DIVISION

Gerard E. Iannelli, Chief
Marshall L. Turner, Jr., Assistant Chief
for User Services
Paul T. Zeisset, Assistant Chief for
Statistical Reports

ACKNOWLEDGMENTS

This technical documentation was prepared within the Data Access and Use Staff, under the direction of James P. Curry, Chief, and Barbara J. Aldrich, Chief of its Technical Information Section. Annette Ralston was coordinator for this documentation. Arnold Goldstein prepared the section on sample design estimates and reliability of the data based on materials developed by the Statistical Methods Division. James Clark provided technical assistance on the data dictionary. The data dictionary was developed from materials prepared by Demographic Surveys Division staff. The alphabetic index to the data dictionary was prepared by Paul T. Zeisset. Word processing support was provided by Joann M. Sutton, Jill S. Worthington, and Peggy Taber.

* * * * *

The file should be cited as follows:

Survey of Income and Program Participation (SIPP) Wave 6 Rectangular Microdata File [machine-readable data file] / prepared by the Bureau of the Census. --Washington: The Bureau [producer and distributor], 1986.

The technical documentation should be cited as follows:

Survey of Income and Program Participation (SIPP) Wave 6 Rectangular Microdata Technical Documentation / prepared by the Data User Services Division, Bureau of the Census. --Washington: The Bureau, 1986.

* * * * *

For additional information concerning the file, contact Data User Services Division, Customer Services (Tapes), Bureau of the Census, Washington, D.C. 20233. Phone: (301) 763-4100.

For additional information concerning the technical documentation, contact Data User Services Division, Data Access and Use Staff, Bureau of the Census, Washington, D.C. 20233. Phone: (301) 763-2074.

For additional information concerning the questionnaire content, contact Jack McNeil (763-7946) or John Coder (763-5060) in Population Division, Bureau of the Census, Washington, D.C. 20233.

For additional general information about SIPP, contact Daniel Kasprzyk (763-5784) or David McMillen (763-5592) in Population Division, Bureau of

SURVEY OF INCOME AND PROGRAM PARTICIPATION (SIPP)

WAVE 6 RECTANGULAR MICRODATA FILE

TECHNICAL DOCUMENTATION

Washington, D.C.

1986

U.S. DEPARTMENT OF COMMERCE

**Malcolm Baldrige, Secretary
Clarence J. Brown, Deputy Secretary
Robert Orner, Under Secretary for Economic Affairs**

BUREAU OF THE CENSUS

**John G. Keane, Director
C. Louis Kincannon, Deputy Director**

SURVEY OF INCOME AND PROGRAM PARTICIPATION (SIPP)
WAVE 6 RECTANGULAR MICRODATA FILE

TECHNICAL DOCUMENTATION

GENERAL INFORMATION

INTRODUCTION	1
PLANNED PRODUCTS FROM SIPP	5
SAMPLE DESIGN, ESTIMATES, AND RELIABILITY OF THE DATA	7
APPENDIX A--BIBLIOGRAPHY	A-1
APPENDIX B--GLOSSARY OF SELECTED TERMS	B-1

TECHNICAL INFORMATION

USER NOTES	iii
ABSTRACT	1
FILE INFORMATION	
Geographic Coverage	7
Identification Number System	7
Topcoding of Income Variables	7
INDEX TO SIPP RECTANGULAR CORE FILE	9
HOW TO USE THE DATA DICTIONARY	31
DATA DICTIONARY	
Sample Unit Information	38
Household Information	36
Family Information	128
Person Information	155
Wage/Salary Information	287
Self-Employment Information	301
General Type 1 Income Information	319
General Type 2 Income Information	403

APPENDICES

A. CODE LISTS

A-1 Income Source Code List	443
A-2 Income Sources Included in Monthly Cash Income	445
A-3 Sources of Means-Tested Benefits Covered in SIPP	447
A-4 1980 Census of Population Occupation Classification System	449
A-5 1980 Census of Population Industry Classification System	463
B. Facsimiles of Control Card and Questionnaire	471
C. Comparison of Item Locations on Wave 1 and Later Waves	519

SURVEY OF INCOME AND PROGRAM PARTICIPATION (SIPP)

WAVE 6 RECTANGULAR MICRODATA FILE

TECHNICAL DOCUMENTATION

GENERAL INFORMATION

INTRODUCTION

Survey Content

There are three basic elements contained in the overall design of the survey content. The first is a control card that serves several important functions. The control card is used to record basic social and demographic characteristics for each person in the household at the time of the initial interview. Because households are interviewed a total of eight or nine times, the card is also used to record changes in characteristics such as age, educational attainment, and marital status, and to record the dates when persons enter or leave the household. Finally, during each interview, information on each source of income received and the name of each job or business is transcribed to the card so that this information can be used in the updating process in subsequent interviews. A facsimile of the control card appears in an appendix to the technical documentation of SIPP files.

The second major element of the survey content is the core portion of the questionnaire. The core questions are repeated at each interview and cover labor force activity, the types and amounts of income received during the 4-month reference period, and participation status in various programs. Some of the important elements of labor force activity are recorded separately for each week of the period. Income receipt and amounts are recorded on a monthly basis with the exception of amounts of property income (interest, dividends, rent, etc.) which are recorded as totals for the 4-month period. The core also contains questions covering attendance in postsecondary schools, private health insurance coverage, public or subsidized rental housing, low-income energy assistance, and school breakfast and lunch participation. A facsimile of the questionnaire appears as an appendix in the technical documentation.

The third major element is the various supplements or topical modules that will be asked during selected household visits. The topical modules cover areas that need not be examined every 4 months. Certain of these topical modules are considered to be so important that they are viewed as an integral part of the overall survey. Other topical modules have more specific and more limited purposes. No topical modules were included in the first or second waves of SIPP. (See the following section on sample design for a definition of the term "wave.") The third wave topical module covers (1) educational attainment, (2) work history, and (3) health characteristics (including disability). The fourth wave topical module covers (1) assets and liabilities, (2) pension plan coverage, and (3) housing characteristics.

Sample Design

The SIPP sample design for the 1984 panel consists of about 26,000 housing units selected to represent the noninstitutional population of the United States of which about 21,000 of these were occupied and eligible for interview. The chart on the following page shows the sample design for the first panel of SIPP. The sample households within a given panel are divided into four subsamples of nearly equal size. These subsamples are called rotation groups and one rotation group is interviewed each month. Each household in the sample was scheduled to be interviewed at 4-month intervals over a period of 2 1/2 years beginning in October 1983. The reference period for the questions is the 4-month period preceding the interview. For example, households interviewed in October 1983 were asked questions for the months June, July, August, and September. This household was interviewed again in February 1984 for the October through January

Design of First SIPP Panel

<u>Rotation</u>	<u>Wave</u>	<u>Interview month</u>	<u>Reference months</u>
1	1	Oct. 83	June, July, Aug., Sept. (83)
2	1	Nov. 83	July, Aug., Sept., Oct. (83)
3	1	Dec. 83	Aug., Sept., Oct., Nov. (83)
4	1	Jan. 84	Sept., Oct., Nov., Dec. (83)
1	2	Feb. 84	Oct., Nov., Dec. (83), Jan. (84)
2	2	March 84	Nov., Dec. (83), Jan., Feb. (84)
3	2	April 84	Dec. (83), Jan., Feb., March (84)
4	3	May 84	Jan., Feb., March, April (84)
1	3	June 84	Feb., March, April, May (84)
2	3	July 84	March, April, May, June (84)
3	3	Aug. 84	April, May, June, July (84)
4	4	Sept. 84	May, June, July, Aug. (84)
1	4	Oct. 84	June, July, Aug., Sept. (84)
2	4	Nov. 84	July, Aug., Sept., Oct. (84)
3	4	Dec. 84	Aug., Sept., Oct., Nov. (84)
4	5	Jan. 85	Sept., Oct., Nov., Dec. (84)
1	5	Feb. 85	Oct., Nov., Dec. (84), Jan. (85)
2	5	March 85	Nov., Dec. (84), Jan., Feb. (85)
3	5	April 85	Dec. (84), Jan., Feb., March (85)
4	6	May 85	Jan., Feb., March, April (85)
1	6	June 85	Feb., March, April, May (85)
2	6	July 85	March, April, May, June (85)
3	6	Aug. 85	April, May, June, July (85)
4	7	Sept. 85	May, June, July, Aug. (85)
1	7	Oct. 85	June, July, Aug., Sept. (85)
2	7	Nov. 85	July, Aug., Sept., Oct. (85)
3	7	Dec. 85	Aug., Sept., Oct., Nov. (85)
4	8	Jan. 86	Sept., Oct., Nov., Dec. (85)
1	8	Feb. 86	Oct., Nov., Dec. (85), Jan. (86)
2	8	March 86	Nov., Dec. (85), Jan., Feb. (86)
3	8	April 86	Dec. (85), Jan., Feb., March (86)
4	9	May 86	Jan., Feb., March, April (86)
1	9	June 86	Feb., March, April, May (86)
2	9	July 86	March, April, May, June (86)
3	9	Aug. 86	April, May, June, July (86)

In general, one cycle of interviews covering the entire sample, using the same questionnaire, is called a wave.¹ This design was chosen because it provides a smooth and steady work load for data collection and processing.

A new panel of slightly smaller size is scheduled to be introduced in February 1985 and in January of each succeeding year. This overlapping design provides a much larger sample size (almost twice as large) from which cross-sectional estimates can be made. The overlap also enhances the survey's ability to measure change by lowering the standard errors on differences between estimates for two points in time.

Survey Operations

Data collection operations are managed through the Census Bureau's 12 permanent regional offices. A staff of interviewers assigned to SIPP conduct interviews by personal visit each month with most interviewing completed during the first 2 weeks of that month. Completed questionnaires are transmitted to the regional offices where they undergo an extensive clerical edit before being entered into the Bureau's SIPP data processing system. Upon entering this processing system the data are subjected to a detailed computer edit. Errors identified in this phase are corrected and computer processing continues.

Two of the major steps of computer processing are the assignment of weights to each sample person and imputation for missing survey responses. The weighting procedures assure that SIPP estimates of the number of persons agree with independent estimates of the population within specified age, race, and sex categories. The procedures also assure close correspondence with monthly CPS estimates of households. In almost all cases, a survey nonresponse is assigned a value in the imputation phase of processing. The imputation for missing responses is based on procedures generally referred to as the "hot deck" approach. This approach assigns values for the nonresponse from a sample person who did provide a response and who has characteristics similar to those of the nonrespondent.

The longitudinal design of SIPP dictates that all persons 15 years old and over present as household members at the time of the first interview be part of the survey throughout the entire 2 1/2 year-period. To meet this goal the survey collects information useful in locating persons who move. In addition, field procedures were established that allow for the transfer of sample cases between regional offices. Persons moving within a 100-mile radius of an original sampling area (a county or group of counties) are followed and continue with the normal personal interviews at 4-month intervals. Those moving to a new residence that fall outside the 100-mile radius of any SIPP sampling area are interviewed by telephone. The geographic areas defined by these rules contain more than 95 percent of the U.S. population. Persons moving to Alaska, outside the United States, or into an institution or military barracks are not interviewed.

¹As indicated in the chart on the previous page, wave 2 comprised only three rotation groups (three-fourths of the full sample). This exception was made in order to have the wave 6 topical module (covering taxes and other previous calendar year information) fall in the months of May, June, July, and August.

Because most types of analysis using SIPP data will be dependent not on data for individuals but on groups of individuals (households, families, etc.), provisions were made to interview all "new" persons living with original sample persons (those interviewed in the first wave). These new sample persons entering the survey through contact with original sample persons are considered as part of the sample only while residing with the original sample person.

PLANNED PRODUCTS FROM SIPP

Data from SIPP will be used to examine differences among groups at a given point in time (cross-sectional analysis) and differences over time in the status of given persons and households (longitudinal analysis). Examples of SIPP products planned or under consideration are discussed below. Check the Monthly Product Announcement (MPA), CENDATA, or Data User News for announcements and articles relating to these products. The MPA (free of charge) may be ordered from Customer Services and Data User News (\$21 annual subscription rate) may be ordered from the U.S. Government Printing Office using the order forms on page 4-5. CENDATA is online information available through information services vendors. For further information, contact Data User Services Division on (301) 763-4100.

Monthly average reports. The current report, Economic Characteristics of Households in the United States: 3rd Quarter, 1983 (P-70, No. 1), showing average monthly labor force, income, and program participation statistics is an example of this type of report and is the first in a quarterly series. It is also possible to prepare monthly average estimates for longer time periods, and a publication is planned which will show monthly averages for calendar year 1984.

Monthly transition reports. Because information on many characteristics is collected for individual months, it is possible to tabulate data on month-to-month changes in labor force status, program participation status, and other statuses of interest. Monthly transition reports would present average monthly data for given reference periods (e.g., the average monthly rate of new labor force participants for the fourth quarter of 1983).

Calendar-year profile reports. These reports will provide data on the economic activity of persons and households over the course of a calendar year. Examples of the types of data that would be contained in these reports include annual earnings of persons, annual income of families and households, poverty status of persons and families, work experience during the calendar year, and compositional changes in families and households during the year.

Topical reports. The Census Bureau expects to produce periodic or single-time reports on particular topics (e.g. disability and earnings, health insurance coverage, household net worth). The source of the data for these reports may be either the core or topical modules or some combination of the two.

Characteristics of persons over 1 and 2 year span. By matching together consecutive interviews, it will be possible to obtain a month-by-month history of persons over periods of a year or longer. The reports in this series will provide information on changes in living arrangements, labor force participation, income, and program participation during 1-year or 2-year periods.

Characteristics of families and households over 1 and 2 year span. Reports in this series will be similar in concept to the person reports described above. A complicating factor is the compositional change that will occur in families and households over time.

Special analytical reports. These reports will focus on special topics and be based on a file constructed by matching consecutive interviews. The reports are likely to contain an analysis of the time period preceding and/or following a particular event such as a job change, a change in employment status, a marital disruption, or a move to a new address.

Public-use data files. Initially, files containing data collected in a full wave will be available. These files will be available for purchase by the public shortly after the quarterly reports are released. In addition to the modified hierarchical Wave 1 file, a rectangular file will be available in late December 1984. Other data files that will be made available for public use include calendar year longitudinal files showing monthly data for the 12-month period, panel longitudinal files showing monthly data for the entire life of the panel, and topical module files containing core and topical module data covering the 4-month reference period for a specified wave.

SAMPLE DESIGN, ESTIMATES, AND RELIABILITY
OF THE DATA

This section deals with design of the survey sample, weighting of responses, use of numerical factors to compensate for less than a full sample in making estimates, calculation of standard errors, and use of imputation flags.

Sample Design

The SIPP survey is based on a multi-stage stratified sample of the noninstitutional resident population of the United States. More specifically, the universe of the survey includes persons living in households, plus those persons living in group quarters such as college dormitories and rooming houses. In Wave 1 of the 1984 Panel, inmates of institutions, such as homes for the aged, and persons living abroad were not in the survey universe and thus not eligible for interview. Persons residing in military barracks, although part of the noninstitutional population, were also excluded from the survey universe in Wave 1. Other people in the Armed Forces were eligible, as long as they were living in a housing unit, whether off base or on.

For Wave 2 and subsequent waves, institutionalized persons, persons living abroad, and those living in military barracks become eligible for the survey only if they move into housing units in the United States with original sample persons, i.e., those who were interviewed in Wave 1.

Selection of Primary Sampling Units

To reduce sample selection and interviewing costs the Census Bureau first selects certain areas to be included in the sample, and then samples households within the selected areas. The first stage of this design involves the selection of these areas. The first step of this procedure is the definition of the United States in terms of counties or groups of counties called primary sampling units or PSU's.

PSU's with similar key socioeconomic characteristics are grouped together into strata. Then one sample PSU is selected from each stratum. The PSU's used for SIPP are a subsample of the sample PSU's used in the Current Population Survey.

Of the 174 strata into which PSU's were classified for the 1984 panel, 45 consisted of only a large single metropolitan area; these 45 areas were selected into the sample with certainty. These 45 PSU's are termed 'self-representing.' The remaining 129 strata consisted of 2 or more PSU's, from which only one was selected into the sample. These PSU's are termed 'non-self-representing' because they were selected to represent other PSU's in their stratum as well as themselves.

The strata from which non-self-representing PSU's are selected typically cross State lines. For example, aside from the Detroit metro area, which represents itself, sampled PSU's in Michigan represent a geographically diverse area -- areas spread over the Midwestern States. (Thus, a tabulation of data coded to Michigan, for example, will not yield reasonable estimates for that State. Rather, State codes on the microdata files are primarily useful for determining applicable criteria for programs which vary from State to State.)

Selection of Ultimate Sampling Units

To arrive at the sample of households, geographic units called enumeration districts (ED's), with an average 350 housing units, are sampled from within each of these SIPP sample PSU's. Within those selected ED's 2 to 4 living quarters, or ultimate sampling units (USU's), are systematically selected from address lists prepared for the 1970 census. If the address lists are incomplete, small land areas are sampled. To account for living quarters built within each of the sample areas after the 1970 census, a sample is drawn of permits issued for construction of residential living quarters through March 1983. In jurisdictions that do not issue building permits, small land areas are sampled and the living quarters within are listed by field personnel and then subsampled. In addition, sample living quarters are selected from supplemental frames that include mobile home parks and new construction for which permits were issued prior to January 1, 1970, but for which construction was not completed until after April 1, 1970.

Sampling Rate and Weights

The objective of the sampling is to obtain a self-weighting probability sample. In a self-weighting sample, every sample unit has the same overall probability of selection. In self-representing PSU's the sampling rate is about 1 in 3,700. In non-self-representing PSU's, the sampling rate is higher, as the sampling is adjusted to account for the PSU's probability of selection. For example, if a non-self-representing PSU was selected with a probability of 1/10, the sampling rate within the PSU would be roughly 1 in 370 instead of 1 in 3,700.

In Wave 1, occupants of about 1,000 eligible living quarters were not interviewed because they refused to be interviewed, could not be found at home, were temporarily absent, or were otherwise unavailable. These households were not interviewed in Wave 2, and were classified as noninterviews because they were eligible for inclusion. Wave 2 included only 3 of the 4 rotation groups. For these reasons and as a result of following movers, a total of 14,532 living quarters were designated for Wave 2. Of these, 833 were not interviewed because they no longer contained eligible respondents. An additional 729 households were not interviewed in Wave 2 because of geographical remoteness or because of the reasons listed above for Wave 1 noninterviews. The noninterview rate for Wave 1 was 5 percent, and the combined noninterview rate for Wave 1 and Wave 2 was 9.4 percent.

The estimation procedure used to derive SIPP person weights involves several stages of weight adjustments. In the first wave, each person received a base weight equal to the inverse of his/her probability of selection. In the second wave, each person received a base weight that accounted for differences in the probability of selection caused by the following of movers.

A noninterview adjustment factor was applied to the weight of each interviewed person to account for persons in occupied living quarters who were eligible for the sample but were not interviewed. A factor was applied to each interviewed person's weight to account for the SIPP sample areas not having the same population distribution as the strata from which they were selected.

An additional stage of adjustment to persons' weights was performed to bring the sample estimates into agreement with independent monthly estimates of the civilian (and some military) noninstitutional population of the United States by age, race, and sex. These independent estimates were based on statistics on births, deaths, immigration, and emigration; and statistics on the strength of the Armed Forces. To increase accuracy, weights were further adjusted in such a manner that SIPP sample estimates would closely agree with Current Population Survey (CPS) estimates by type of householder (married, single with relatives or single without relatives by sex and race) and relationship to householder (spouse or other). The estimation procedure for the data in the report also involved an adjustment so that the husband and wife of a household received the same weight.

The weight estimation procedure described above results in persons' weights varying from about 500 to 50,000. Persons in the sample for less than the entire 4-month period received zero weights for months not in the sample. Starting in Wave 5 the weighting system will also be adjusted to account for a reduction in the number of sample units interviewed. Most statistical software packages handle weighted data with no difficulty. In tabulating a characteristic the software takes each response and applies the person weight.

Figure 1 illustrates a simple example, in which 3 of 5 persons work full-time, 2 do not. But since the persons who do not work full-time happen to have higher weights than the others, weighted totals show the two groups to be equal.

FIGURE 1. Example of Weighted Data

	Worked		Raw Counts		Weighted Counts	
	Full-Time	Weight	No	Yes	No	Yes
Person 1	No	4,000	1		4,000	
Person 2	No	5,000	1		5,000	
Person 3	Yes	3,000		1		3,000
Person 4	Yes	3,000		1		3,000
Person 5	Yes	3,000		1		3,000
			2	3	9,000	9,000

Preparing National Estimates for Persons, Families, and Households

Weights for persons are carried on each person record, on both the relational (hierarchical) and rectangular files. Weights for households and families are carried, respectively, on the household and family records of the relational file. The weighting process defines the weight of the household to be the same as the weight of the household reference person or householder, and the weight of a family or subfamily is that of the family or subfamily reference person.

On the rectangular file, where household, family, and subfamily segments appear on each person record, all of the applicable weights can be found in that record. Tallying household characteristics from every record would result in counting multi-person households more than once. One way to avoid estimating more households than there really are is to tally household characteristics using only the householder's record, since there is always one and only one householder per household. Similarly, the records of family or subfamily reference persons can be used in generating family and subfamily estimates.

Of course, many desired household characteristics are not already shown on household records or segments, but are derived by summarizing the characteristics of the persons in the household, as for example, the number of persons 65 years old and over in the household. Doing so with SIPP files is somewhat more complicated than with files in which person records are arranged in a strictly hierarchical fashion within household.

Household records in SIPP relational files carry pointers to each person who was a member of the household. There are five sets of pointers, one for each month of the reference period and one for the interview month. The rectangular file does not have these household-to-person pointers, but does identify the address ID of the household of which the person was a member each month. The file can be readily sorted on address ID within sample unit to group household members together for any particular reference month. Another option available to rectangular file users is to sort on the person number of the householder, provided on each household member's record.

Estimates for groups of persons other than households and families

Some analyses involve summarizing to units other than households or families. The persons within a household who benefit from food stamps are one such example. Only part of a family may receive aid or there may be two separate food stamp units living together. For each food stamp receiving unit one adult household member is designated as the prime recipient. The SIPP questionnaire also identifies which children and other household members are covered by those food stamps.

Food stamp coverage is recorded on the SIPP files in two ways. First, the primary recipient's record includes the person numbers of each household member covered, and each of the other covered persons' records has a flag that indicates membership in a food stamp receiving unit. Only the primary recipient's record specifies the amounts of food stamps received for the unit.

To tabulate the characteristics of all food stamp recipients in a household, the easiest approach might be to sort recipients together within households using the reciprocity flags. But if it is necessary to discriminate between multiple food stamp receiving units within a household, the only way is to examine the primary recipient's record and use its list of person numbers to point to the secondary recipients in that unit. Then one could summarize appropriate characteristics across the person records. This way one could determine whether the food stamp reciprocity unit includes a wage-earner, is part of a family below the poverty level, lives together with persons who are not covered, and so forth.

Other programs for which there are pointers from the primary recipient's record to other recipients in the household include Medicaid, AFDC, foster children payments, general assistance, health insurance, Railroad Retirement, Social Security and veterans payments. In all of these cases, all income received by the unit, including payments for the benefit of children, are reported on the record of the primary adult recipient and not on the records of secondary recipients. The weight of the primary recipient is most likely to be appropriate in tabulations of food stamp reciprocity units and similar groups of individuals.

Estimates for Different Reference Periods

Each person and household is assigned 5 weights on each interview file, one for each of the four reference months and one for the interview month. Families and subfamilies are assigned only 4 weights since there is no attempt to define families as of the reference date. The 4 sets of reference month weights can be used only to form reference month estimates. Reference month estimates can be averaged, however, to form estimates of monthly averages over some period of time. For example, using the proper weights one can estimate the monthly average number of persons in a specified income range over the 4-month period.

The fifth weight is specific to the interview month. This weight can be used to form person or household estimates that specifically refer to characteristics as of the interview month. For example, one might want to estimate the number of unmarried adults living with an aged parent as of the latest observation. Interview weights can also be used to form estimates referring to the time period including the interview month and 4 previous months. One caution is that characteristics as of the interview date may not reflect that entire month--the persons could move, marry, or die before the end of the month.

The interview weight is also used for estimating a few of the demographic characteristics and other information that appear on the file for the 4-month reference period as a whole, but not for each month, such as race or sex.

None of these weights has been designed to yield the best estimates for a person's or household's status over two or more months, as for example, the number of households existing in October 1983 who experienced a 50 percent increase in income between July and August.

Calendar Month Data and Time Dimensioned Summary Statistics

In tabulating SIPP data for a particular calendar month, one must keep in mind the survey design. Most waves include 4 rotation groups, interviewed in four successive months. Figure 2 is a schematic diagram of the 1984 Panel design.

Months, quarters and years are shown along the top. Each cell shows the wave and rotation groups for which data are collected for each month. Thus, in the first interview, conducted in October 1983, data were collected from Wave 1-Rotation Group 1 households for the months of June, July, August and September.

As successive rotation groups are interviewed, the 4-month reference periods advance by 1 month. Wave 1-Rotation Group 2 households were interviewed in November 1983 for data for July through October.

In deriving calendar month or quarterly estimates from the data files, it is important to know how many rotation groups were interviewed, as less than the full sample may be available. If this is the case, the estimates must be inflated by an appropriate factor.

In some months, a full sample of 4 rotation groups from the same wave will be available. For Wave 1 (see figure 2), data for September 1983 were collected from the full sample. These data consist of month 4 data for Rotation Group 1, month 3 data for Rotation Group 2, month 2 data for Rotation Group 3, and month 1 data for Rotation Group 4. All of these figures (with appropriate weights) must be added together because any one rotation group includes only one-fourth of the SIPP sample.

In deriving quarterly estimates, a full sample consists of data for 4 rotation groups for each of the 3 months in the quarter. This would entail using data from 2 or 3 waves. For example, the fourth quarter of 1983 includes various rotation groups from Waves 1 and 2. Weighted data from all these rotation groups must be added together to form a full sample.

Note, however, that a full sample is not available for the third quarter of 1983. Or for subsequent quarters, the analyst may not want to wait for another wave of data to become available. Procedures to use in deriving estimates based on a partial sample are explained below.

Working With Less Than the Full Sample

Figure 2 also illustrates that for October 1983, data were collected from only three rotation groups of Wave 1. Thus the sample size available is three-fourths that available for September. The preferred way to handle this is to acquire Wave 2 as well, and combine October data for Wave 2-Rotation Group 1 with the Wave 1 October data for Rotation Groups 2, 3 and 4.

If a particular application does not require the full sample size, however, one could use only Wave 1 data for October and multiply weighted results by a factor of 1.33 to compensate for having only three-fourths of the sample. This is illustrated in figure 3.

FIGURE 3. Factors for Monthly Data: Wave 1, 1984 Panel

<u>Month of Interview</u>	<u>Rotation Group</u>	<u>Reference Period</u>								
		<u>Second Quarter</u>			<u>Third Quarter</u>			<u>Fourth Quarter</u>		
		<u>Apr.</u>	<u>May</u>	<u>June</u>	<u>July</u>	<u>Aug.</u>	<u>Sept.</u>	<u>Oct.</u>	<u>Nov.</u>	<u>Dec.</u>
October	1			X	X	X	X			
November	2				X	X	X	X		
December	3					X	X	X	X	
January	4						X	X	X	X

Factors to Compensate for Missing Rotation Groups

4 2 1.33 1 1.33 2 4

To use wave 1 data for the month of November, double the estimates (which compensates for having only one half of the sample consisting of Rotation Groups 3 and 4), and for December multiply the estimates by 4 (since they are based on a one-fourth sample consisting of rotation group 4 alone). Corresponding factors apply to data for June, July and August (also available in Wave 1) as well, and for these months the factors must be used, as the alternative of picking up the missing rotation groups in another wave does not exist.

A similar approach is applicable to subsequent waves as well. The particular factor to use is determined by the number of rotation groups covered in the time period one is analysing. Factors for Waves 1 and 2 and combined Wave 1 and 2 estimates are given in Table 1 below.

Table 1. Factors to be Applied to Basic Parameters to Obtain Parameters for Specific Reference Periods

Wave 1 Estimates

June 1983, December 1983	4.00
July 1983, November 1983	2.00
August 1983, October 1983	1.33
September 1983	1.00
3rd Quarter 1983	1.22
4th Quarter 1983	1.85
July-December 1983	1.06

Wave 2 Estimates

October 1983 and March 1984	4.00
November 1983 and February 1984	2.00
December 1983 and January 1984	1.33
4th Quarter 1983	1.85
1st Quarter 1984	1.85

Wave 1 and 2 Combined Estimates

June 1983 and March 1984	4.00
July 1983 and February 1984	2.00
August 1983 and January 1984	1.33
September through December 1983	1.00
3rd Quarter 1983	1.22
4th Quarter 1983	1.00
1st Quarter 1984	1.85
July-December 1983	1.06

Factors must also be applied to quarterly estimates or those for longer periods of time if less than the full sample for any month is available. Thus, in table 1 a factor of 1.22 must be applied to third quarter 1983 estimates, 1.85 to fourth quarter estimates using either Wave 1 or Wave 2, but a factor of 1.00 (i.e., no factor is needed) for fourth quarter 1983 estimates using full sample data from the combined Wave 1 and Wave 2 files.

Caveats for Calendar Month Data

Although it is possible to examine the data on a monthly basis and examine the data in a strictly cross sectional sense, there are qualifications or biases in this type of analysis.

First, no evaluations have been made of responses to income and related variables that are provided on a monthly basis. There may be some biases in this reporting. For example, people may tend to report a rough monthly average for their income over the four month reference period rather than specifically recalling amounts separately for each month. If this were so it would not be possible to analyze real month-to-month changes in income figures.

Second, most data users have been able to work only with annual income figures to this point, using the census, CPS or other surveys which measure income only once during a year. There will be considerable temptation for SIPP users to return to familiar analytical ground by multiplying 4-month income figures by 3 to estimate 12-month income. To do so would ignore seasonal variation in employment and income. A better approach to annual income would be to match together the first several waves and look at actual income experience across 12 months, perhaps comparing the results to the annual income and taxation information reported in Wave 5.

Time-Dimensioned Summary Statistics

An approach to analyzing these data that would reduce the biases just discussed for monthly estimates involves summarizing data across time. In this approach one calculates standard summary statistics such as counts, means, and modes across time as well as across individuals.

For example, instead of calculating the number of persons with incomes over \$3,000 for the month of July, one would calculate the number of persons with a mean monthly income of \$3,000 or more during the 3rd quarter.

This approach is relatively straightforward at the person level. However, at the family or household level, an additional complexity is added. One must first define these groups and identify the changes that occur during the quarter. Then the conditions under which new groups are formed must be defined.¹ Longitudinal concepts of households and families are the subject of a Working Paper, "Toward a Longitudinal Definition of Households" by David McMillen and Roger Herriot, available from the Census Bureau.

Producing Estimates Below the National Level

Census Regions

The total estimate for a region is the sum of the state estimates in that region. However, one of the groups of states, formed for confidentiality reasons, crosses regional boundaries. This group consists of South Dakota

¹ These problems do not arise in Wave 1, as households were defined as of the interview and changes during the reference months were not recorded.

(Midwest Region), Idaho (West Region), New Mexico (West Region), and Wyoming (West Region). To compute the total estimate for the Midwest Region, a factor of .203 should be applied to the above group's total estimate and added to the sum of the other state estimates in the Midwest Region. For the West Region, a factor of .797 should be applied to the above group's total estimate and added to the sum of the other states in the West.

Estimates for regions included in the published SIPP reports reflect the actual region of residence, not the results of proration across the 4-state group. Thus there will be minor discrepancies between published regional totals and estimates derivable from microdata files for the Midwest and West regions.

Estimates from this sample for individual states are subject to very high variance and are not recommended. The State codes on the file are primarily of use for linking respondent characteristics with appropriate contextual variables (e.g., State-specific welfare criteria) and for tabulating data by user-defined groupings of States.

Producing Estimates for the Metropolitan Population

For 15 states in the SIPP sample, metropolitan or nonmetropolitan residence is identified. (On the rectangular file, use variable H*-METRO, characters 94, 382, 670, and 958. On the relational file, use METRO, character 24 on the household record). Metropolitan residence is defined according to the definition of Metropolitan Statistical Areas as of June 30, 1983. In 21 additional states, where the nonmetropolitan population in the sample was small enough to present a disclosure risk, a fraction of the metropolitan sample was recoded so as to be indistinguishable from nonmetropolitan cases (METRO=2). In these states, therefore, the cases coded as metropolitan (METRO=1) represent only a subsample of that population.

In producing state estimates for a metropolitan characteristic, multiply the individual, family, or household weights by the metropolitan inflation factor for that state, presented in Table 2 below. (This inflation factor compensates for the subsampling of the metropolitan population and is 1.0 for the states with complete identification of the metropolitan population).

In producing regional or national estimates of the metropolitan population it is also necessary to compensate for the fact that no metropolitan subsample is identified within two states (Maine and Iowa) and one state-group (Mississippi-West Virginia). (There were no metropolitan areas sampled in South Dakota-Idaho-New Mexico-Wyoming). Therefore, a different factor for regional and national estimates is in the right-hand column of Table 2 below. The results of regional and national tabulations of the metropolitan population will be biased slightly, although less than one-half of one percent of the metropolitan population is not represented.

Table 2. Metropolitan Subsample Factors

(Multiply these factors times the weight for the person,
family or household)

		Factors for use in State or MEA Tabulations	Factors for use in Regional or National Tabs
Northeast:	Connecticut	1.0390	1.0432
	Maine	-	-
	Massachusetts	1.0000	1.0040
	New Jersey	1.0000	1.0040
	New York	1.0110	1.0150
	Pennsylvania	1.0025	1.0065
	Rhode Island	1.2549	1.2599
Midwest:	Illinois	1.0232	1.0310
	Indiana	1.0000	1.0076
	Iowa	-	-
	Kansas	1.6024	1.6146
	Michigan	1.0000	1.0076
	Minnesota	1.0000	1.0076
	Missouri	1.0611	1.0692
	Nebraska	1.7454	1.7587
	Ohio	1.0134	1.0211
	Wisconsin	1.0700	1.0782
South:	Alabama	1.1441	1.1511
	Arkansas	1.0000	1.0061
	Delaware	1.0000	1.0061
	District of Columbia	1.0000	1.0061
	Florida	1.0333	1.0396
	Georgia	1.0000	1.0061
	Kentucky	1.1124	1.1192
	Louisiana	1.1470	1.1540
	Maryland	1.0000	1.0061
	North Carolina	1.0000	1.0061
	Oklahoma	1.1146	1.1214
	South Carolina	1.1270	1.1339
	Tennessee	1.0000	1.0061
	Texas	1.0192	1.0254
	Virginia	1.0778	1.0844
West Va. - Miss.	-	-	
West:	Arizona	1.0870	1.0870
	California	1.0000	1.0000
	Colorado	1.0000	1.0000
	Hawaii	1.0000	1.0000
	Oregon	1.0879	1.0879
	Washington	1.0868	1.0868

- indicates no metropolitan subsample is shown for the State.

Estimates for the metropolitan population produced from the microdata files will differ from published summary figures for the metropolitan population not only because of the subsampling scheme but also because of differences in the definition of the metropolitan population. Published figures are based on Standard Metropolitan Statistical Areas (SMSA's) defined as of June 30, 1981, consistent with the definition for the 1980 census. The microdata files use the definitions for Metropolitan Statistical Areas (MSA's) as of June 30, 1983. That definitional change resulted in increasing the metropolitan population by 1.4 percent. Eventually, the published figures will also reflect 1983 MSA definitions.

Producing Estimates for the Nonmetropolitan Population

State, regional, and national estimates of the nonmetropolitan population cannot be computed directly, except for the 15 states where the factor in Table 2 is 1.0. In all other states, the cases identified as not in the metropolitan subsample (METRO-2) are a mixture of nonmetropolitan and metropolitan households. Only an indirect method of estimation is available: first compute an estimate for the total population, then subtract the estimate for the metropolitan population.

Codes for Individual MSA's

Codes for certain large individual MSA's are included on the microdata files, such as are State codes, to provide users some flexibility in defining higher level aggregate areas and to allow linking respondent characteristics to available contextual variables. Individual MSA codes are given if the MSA has at least 250,000 inhabitants in sampled counties within the state, and if its identification would not result in the indirect identification of residual metropolitan population less than 250,000. Sample sizes associated with individual MSA's are typically very small.

When creating estimates for particular identified MSA's or CMSA's apply the Table 2 factor to the weights appropriate to the state, as discussed above. For multi-state MSA's, use the factor appropriate to each state part. For example, to tabulate data for the Washington, DC-MD-VA MSA, apply the Virginia factor of 1.0778 to weights for residents of the Virginia part of the MSA; Maryland and DC residents require no modification to the weights (i.e., their factors equal 1.0). This may still not produce reasonable estimates for an individual MSA for three reasons: 1) the sample size is very small; 2) the MSA may be non-self-representing; and 3) certain counties added to MSA's between 1970 and 1983 may not have been included in the 1984 panel.

Sampling Variability

Data found in SIPP publications or in user tabulations from the SIPP microdata are estimates based on the weighted counts from the survey. These numbers only approximate the far more costly counts that would result from a census of the entire population from which the sample was drawn. There are two types of errors possible in an estimate based on a sample survey: Sampling and non-sampling. We are able to provide estimates of the magnitude of SIPP sampling error, but this is not true of nonsampling error.

Standard Errors and Confidence Intervals

Standard errors indicate the magnitude of the sampling error. They also partially measure the effect of some nonsampling errors in response and enumeration, but do not measure any systematic biases in the data. The standard errors for the most part measure the variations that occurred by chance because a sample was surveyed instead of the entire population.

The sample estimate and its standard error enable one to construct confidence intervals, ranges that would include the average result of all possible samples with a known probability. For example, if all possible samples were selected, each of these being surveyed under essentially the same general conditions and using the same sample design, and if an estimate and its standard error were calculated from each sample, then:

1. Approximately 68 percent of the intervals from one standard error below the estimate to one standard error above the estimate would include the average result of all possible samples.
2. Approximately 90 percent of the intervals from 1.6 standard errors below the estimate to 1.6 standard errors above the estimate would include the average result of all possible samples.
3. Approximately 95 percent of the intervals from two standard errors below the estimate to two standard errors above the estimate would include the average result of all possible samples.

The average estimate derived from all possible samples is or is not contained in any particular computed interval. However, for a particular sample, one can say with a specified confidence that the average estimate derived from all possible samples is included in the confidence interval.

Hypothesis Testing

Standard errors may also be used for hypothesis testing, a procedure for distinguishing between population parameters using sample estimates. The most common types of hypotheses tested are 1) the population parameters are identical versus 2) they are different. Tests may be performed at various levels of significance, where a level of significance is the probability of concluding that the parameters are different when, in fact, they are identical.

To perform the most common test, let X_A and X_B be sample estimates of two parameters of interest. A subsequent section explains how to derive a standard error on the difference $X_A - X_B$. Let that standard error be S_{DIFF} . Compute the ratio $R = (X_A - X_B) / S_{DIFF}$. If this ratio is between -2 and +2, no conclusion about the parameters is justified at the 5 percent significance level. If on the other hand, this ratio is smaller than -2 or larger than +2, the observed difference is significant at the 5 percent level.

In this event, it is a commonly accepted practice to say that the parameters are different. Of course, sometimes this conclusion will be wrong. When the parameters are, in fact, the same, there is a 5 percent chance of concluding that they are different.

Calculating Standard Errors for SIPP

There are two ways for users to compute a standard error for SIPP estimates. One method is to compute variances directly using half-sample and pseudostratified codes. A second method involves calculating generalized standard errors using simple charts and formulas found in published reports or microdata documentation.

Generalized Standard Errors

To derive standard errors that are applicable to a wide variety of statistics and can be prepared at a moderate cost, a number of approximations are required. Most of the SIPP statistics have greater variance than those obtained through simple random sample because clusters of living quarters are sampled for SIPP.

Two parameters, denoted "a" and "b", have been developed to calculate variance for each type of characteristic. These "a" and "b" parameters, found in table 3, are used in estimating standard errors of survey estimates, and these standard errors are referred to as generalized standard errors.

All statistics do not have the same variance behavior; "a" and "b" parameters are used for groups of statistics with similar variance behavior.

SIPP 1984 GENERALIZED VARIANCE PARAMETERS FOR
WAVE 6 PUBLIC USE FILE

CHARACTERISTIC	a	b
PERSONS		
Total or White ^{1/}		
16+ Program Participation and Benefits (2)		
Both Sexes		
Male	-0.0001144	20,370
Female	-0.0002404	20,370
	-0.0002182	20,370
16+ Income and Labor Force (3)		
Both Sexes		
Male	-0.0000390	6,944
Female	-0.0000819	6,944
	-0.0000744	6,944
All Others ^{2/} (4)		
Both Sexes		
Male	-0.0001082	25,255
Female	-0.0002233	25,255
	-0.0002097	25,255
Black (1)		
Both Sexes		
Male	-0.0003327	9,343
Female	-0.0007181	9,343
	-0.0006236	9,343
HOUSEHOLDS/Families/Unrelated Individuals		
Total or White	-0.0000993	8,582
Black	-0.0006246	5,829

^{1/}For cross-tabulations, use the parameters of the characteristic with the smaller number within the parentheses.

^{2/}For example, use these parameters for retirement and pension tabulations, 0+ program participation, 0+ benefits, 0+ income, and 0+ labor force tabulations, in addition to any other types of tabulations not specifically covered by another characteristic in this table.

The "a" and "b" parameters may be used to approximate the standard error for estimated numbers and percentages. Because the actual increase in variance was not identical for all statistics within a group, the standard errors computed from these parameters provide an indication of the order of magnitude of the standard error rather than the precise standard error for any specific statistic. That is why we refer to these as generalized standard errors.

Computing Variances Directly

Pseudo half-sample codes and pseudostratum codes (assigned in such a way as to avoid any disclosure risk) are included on the file to enable direct computation of variances by methods such as balanced repeated replications.² This method may be used if the user can not use the generalized standard errors, as in computing the variance of a correlation coefficient between, say, interest income and dividend income. Since a number of statistical software packages provide simple procedures for using half-sample codes, you may consult documentation for your statistical software for further discussion. The Census Bureau, however, does not vouch for the appropriateness or accuracy of such software.

Variances computed directly will vary from variances estimated by the Census Bureau. These differences are a result of the use of artificial stratum codes on the public use file, whereas the Census Bureau has access to the actual stratum identifiers. Actual stratum codes are withheld from the public-use microdata so as to avoid identifying geographic areas so small that they risk disclosure of confidential information.

Even though these are artificial stratum codes, the variance estimates are expected to be similar to those produced by the Bureau using the real stratum codes. This method is involved, may be expensive, and, of course, is available only to users of SIPP microdata, not users of SIPP publications.

Examples Using Generalized Standard Errors

Some examples illustrate the use of "a" and "b" parameters in Table 3 for computing a standard error and the corresponding confidence intervals.

Standard Error of Total

The formula for computing the standard error for a total is:

$$s = \sqrt{ax^2 + bx} \quad (1)$$

²William G. Cochran provides a list of references discussing the application of this technique in Sampling Techniques, 3rd Ed. (New York: John Wiley and Sons,

where "a" and "b" are the parameters associated with the estimate for the particular reference period and x is the weighted estimate.

Based on a tabulation from the SIPP survey data you would find that there were 16,000,000 households with a mean monthly income during the 3rd quarter of 1983 of \$3,000 and over. Suppose you want to develop a 95% confidence interval so you can assess how precise the estimate of 16,000,000 is.

Step 1:

Determine the appropriate "a" and "b" parameters by looking them up in table 3. Since we are dealing with income data for all households the "a" and "b" parameters are -.00007644 and 6766.

Step 2:

Enter these figures in the above formula

$$s = \sqrt{ax^2 + bx}$$

$$= \sqrt{(-.00007644) \times (16,000,000)^2 + (6766 \times 16,000,000)}$$

$$= 297,804.231$$

where 16,000,000 is the estimate, and -.00007644 and 6766 are the "a" and "b" parameters. The resulting standard error (rounded off) is 297,804.

Step 3:

To determine the 95% confidence interval of the estimate, multiply 2 times the standard error, yielding 595,608. The lower bound of the confidence interval is then 16,000,000 minus 595,608 or roughly 15.4 million, and the upper bound is 16,000,000 plus 595,608 or roughly 16.6 million.

Thus we can conclude with 95% confidence that the average estimate derived from all possible samples lies within the interval of 15.4 million to 16.6 million.

The foregoing example assumes you are working with the full SIPP sample, as will normally be the case with SIPP reports and user tabulations. But if you are making a tabulation from SIPP microdata for a reference month for which you do not have data for all rotation groups, you must weight the estimate up by an appropriate factor to compensate for the smaller sample size; you must similarly adjust the estimates of variance.

When you are working with fewer than all 4 rotation groups, the formula becomes

$$s = \sqrt{ax^2 + bx} \cdot \sqrt{f} \quad (2)$$

where the first part of the expression is the same as before, and "f" is a factor compensating for sample size. In other words, when the estimate is weighted up by a factor, the standard error must be multiplied by the square root of the same factor.

The "f" factors for various reference periods are found in table 1 above. The standard error in the above example was 297,804. If we were working with data for July 1983, a month covered by only the first two rotation groups in Wave 1 (see figure 2), our initial estimate using the weights on the microdata file might have been 8,000,000. To compensate for the 2 missing rotation groups, we would apply the factor of 2.0, and thereby double our estimate to 16,000,000. The same factor would enter into the formula in equation (2) to give

$$s = 297,804 \times \sqrt{2.0} = 421,158$$

as the standard error of an estimated 16,000,000 based on 2 rotation groups instead of 4. The confidence interval is then determined in the same way, using this revised standard error.

Wave 1 represents a special case because there are 3 reference months at the start of the survey when the survey did not yet cover all four rotation groups. Only one rotation group has data for June 1983, two for July 1983, and three for August 1983. The first SIPP report included data for the third quarter 1983.

For that period of partial coverage a factor of 1.22 is appropriate, as shown in table 1. If wave 1 data were used to estimate the 4th quarter, the factor would be 1.85. Of course, wave 2 supplies the missing rotation groups for that quarter. If wave 1 and wave 2 files were used together, estimates could be made from the full sample, so that no factor adjustment would be needed. Since the factors associated with the metropolitan area subsample are generally very close to 1.0, the factors may be ignored in calculating variances for metropolitan summaries.

Standard Error of a Percent

Computing the standard error and confidence interval for a percent follows a similar procedure. The formula for the generalized standard error of a percent is:

$$s = \sqrt{\frac{p}{y} p(100-p)} \cdot \sqrt{f} \quad (3)$$

where

- y = the base of the percent (use weighted estimate), i.e., the size of the subclass of interest,
- p = the percentage of persons, families, or households possessing the characteristic of interest,

b = the larger of the "b" parameters for the numerator and denominator, and,

f = the factor to adjust for missing rotation groups if necessary.

Note that the "a" parameter is not used.

Suppose we find that of the households in Wave 1 who had a mean monthly income of \$3,000 and over in the third quarter of 1983, 8,916,000 (8.6%) were black. To construct a 95% confidence interval, follow the steps shown below.

Step 1:

Examine the "b" parameter in table 3 for both total and black households to determine the larger of the two. In this case the "b" parameter for total households, 6766, is larger.

The "f" factor from table 1 that is applied to the base parameters to adjust for incomplete data is 1.22, applicable to 3rd quarter data.

Step 2:

Entering the values into the formula in equation (3):

$$s = \sqrt{\frac{6766}{8,916,000} (8.6)(100-8.6)} \cdot \sqrt{1.22}$$

provides us with a standard error of 0.85 percent.

Step 3:

Multiplying the standard error by 2 and adding and subtracting this quantity from the estimate of 8.6% provides a 95% confidence interval of 6.9% to 10.3%.

Standard Error of a Difference

The standard error of a difference between two sample estimates is approximately equal to

$$s_{(x-y)} = \sqrt{s_x^2 + s_y^2 - 2r s_x s_y} \quad (4)$$

where s_x and s_y are the standard errors of the estimates x and y . The estimates can be numbers, percents, ratios, etc. The correlation between x and y is denoted by the correlation coefficient r .³ Table 4 presents the correlation coefficients r for comparisons between months and between quarters. For other types of comparisons, assume r equals zero if it is believed that the value of one variable does not give a strong indication of the value of the other variable. If r is really positive then this assumption will lead to overestimates of the true standard error. If r is negative, the result will be an underestimate of the actual standard error.

As an illustration, SIPP estimates show that the number of persons in nonfarm households with mean monthly household cash income over \$4,000 during the third quarter of 1983 who were aged 35-44 years was 5,313,000 and the number of those aged 25-34 years was 4,353,000, an estimated difference of 960,000. Using the Wave 1 parameters $a = -.00003214$, $b = 5475$, and $f = 1.22$ in equation (2), the standard errors of the estimates for each age group are 185,422 and 168,324 respectively. It is reasonable to assume that these two estimates are not highly correlated. Therefore, the standard error of the estimated difference of 960,000 is

$$\sqrt{(185,422)^2 + (168,324)^2} = 250,428$$

Suppose that it is desired to test the estimated difference at the 95 percent confidence level. The estimated difference divided by the standard error of the difference, $960,000/250,428$, is 3.83. Since this is greater than 2 it is concluded that the difference is significant at the 95 percent confidence level.

Standard Error of a Mean

A mean is defined here to be the average quantity of some item (other than persons, families, or households) per person, family, or household. For example, it could be the average monthly household income of females aged 25 to 34. The standard error of a mean can be approximated by the formula below. Because of the approximations used in developing the formula, an estimate of the standard error of the mean obtained from that formula will generally underestimate the true standard error. The formula used to estimate the standard error of a mean \bar{x} is

$$s_{\bar{x}} = \sqrt{\frac{b}{y} s^2} \cdot \sqrt{f} \quad (5)$$

³The correlation coefficient measures the extent to which the value of one variable gives an indication of the value of another variable. An example of a positive correlation is that between food stamp and AFDC reciprocity. Food stamp and bond income reciprocity are variables possessing a negative correlation. Another example of variables with positive correlation occurs when it is

Table 4. Correlations for Monthly and Quarterly Comparisons

<u>Wave 1 Estimates</u>	Total income, wage income and similar types of income	Program partici- pation income, nonincome, labor force
Jun-Jul, Nov-Dec 1983	0.57	0.35
Jul-Aug, Oct-Nov 1983	0.65	0.41
Aug-Sep, Sep-Oct 1983	0.69	0.43
Jun-Aug, Oct-Dec 1983	0.43	0.26
Jul-Sep, Sep-Nov 1983	0.53	0.32
Aug-Oct 1983	0.50	0.30
Jun-Sep, Sep-Dec 1983	0.35	0.20
Jul-Oct, Aug-Nov 1983	0.29	0.16
Jun-Oct, Jul-Nov, Aug-Dec, Jun-Nov, Jul-Dec, Jun-Dec 1983	0.00	0.00
3rd Quarter-4th Quarter 1983	0.28	0.14
<u>Wave 2 Estimates</u>		
Oct-Nov 1983, Feb-Mar 1984	0.57	0.35
Nov-Dec 1983, Jan-Feb 1984	0.65	0.41
Dec 1983-Jan 1984	0.80	0.50
Oct-Dec 1983, Jan-Mar 1984	0.43	0.26
Nov 1983-Jan 1984, Dec 1983-Feb 1984	0.61	0.37
Oct 1983-Jan 1984, Dec 1983-Mar 1984	0.40	0.23
Nov 1983-Feb 1984	0.35	0.20
Oct 1983-Feb 1984, Nov 1983-Mar 1984	0.00	0.00
Oct 1983-Mar 1984		
4th Quarter 1983-1st Quarter 1984	0.34	0.20

Table 4--Continued

<u>Wave 1 and 2 Combined Estimates</u>	Total income, wage income and similar types of income	Program partici- pation income, nonincome, labor force
Jun-Jul 1983, Feb-Mar 1984	0.57	0.35
Jul-Aug 1983, Jan-Feb 1984	0.65	0.41
Aug-Sep 1983, Dec 1983-Jan 1984	0.69	0.43
Sep-Oct, Oct-Nov, Nov-Dec 1983	0.80	0.50
Jun-Aug 1983, Jan-Mar 1984	0.43	0.26
Jul-Sep 1983, Dec 1983-Feb 1984	0.53	0.32
Aug-Oct 1983, Nov 1983-Jan 1984	0.65	0.39
Sep-Nov, Oct-Dec 1983	0.75	0.45
Jun-Sep 1983, Dec 1983-Mar 1984	0.35	0.20
Jul-Oct 1983, Nov 1983-Feb 1984	0.50	0.28
Aug-Nov 1983, Oct 1983-Jan 1984	0.61	0.35
Sep-Dec 1983	0.70	0.40
Jun-Oct 1983, Nov 1983-Mar 1984	0.33	0.18
Jul-Nov 1983, Oct 1983-Feb 1984	0.46	0.25
Aug-Dec 1983, Sep 1983-Jan 1984	0.56	0.30
Jun-Nov 1983, Oct 1983-Mar 1984	0.30	0.15
Jul-Dec 1983, Sep 1983-Feb 1984	0.42	0.21
Aug 1983-Jan 1984	0.60	0.30
Jun-Dec 1983, Sep 1983-Mar 1984	0.28	0.13
Jul 1983-Jan 1984, Aug 1983-Feb 1984	0.45	0.20
Jun 1983-Jan 1984, Aug 1983-Mar 1984	0.29	0.12
Jul 1983-Feb 1984	0.25	0.10
Jun 1983-Feb 1984, Jul 1983-Mar 1984	0.00	0.00
Jun 1983-Mar 1984		
3rd Quarter-4th Quarter 1983	0.63	0.36
4th Quarter 1983-1st Quarter 1984	0.51	0.29
3rd Quarter 1983-1st Quarter 1984	0.39	0.18

where y is the size of the base, s^2 is the estimated variance of x , b is the parameter associated with the particular type of item, and f is the adjustment factor.

The estimated population variance, s^2 , is given by formula (6):

$$s^2 = \frac{\sum_{i=1}^n w_i x_i^2}{\sum_{i=1}^n w_i} - \bar{x}^2 \quad (6)$$

where there are n persons with the item of interest; w_i is the final weight for person i ; and x_i is the value of the estimate for person i .

If the calculation of s^2 using formula (6) is too cumbersome, then formula (7) may be used instead:

$$s^2 = \sum_{i=1}^c p_i x_i^2 - \bar{x}^2 \quad (7)$$

where each person (or other unit of analysis) is in one of c groups (e.g., income categories within an income distribution); the p_i 's are the estimated proportions of responses within each group; the x_i 's are the midpoints of each group. If group c is open-ended, i.e., no upper interval boundary exists, then an approximate average value is

$$x_c = \frac{3}{2} Z_{c-1} \quad (8)$$

where Z_{c-1} is the lower boundary of the group (e.g., \$75,000 in the category \$75,000 or more). If an open-ended group c does exist, the approximation could easily be had. To reduce this danger, create data categories so as to keep c and Z_{c-1} large. This could be done by creating more categories, e.g., more income groups.

Standard Error of a Mean Number of Persons with Characteristic Per Family or Household

Mean values for persons in families or households may be calculated as the ratio of two numbers. The denominator, y , represents a count of families or households of a certain class, and the numerator, x , represents a count of persons with the characteristic under consideration who are members of these families or households. For example, the mean number of children per family with children is calculated as

$$\frac{x}{y} = \frac{\text{total number of children in families}}{\text{total number of families with children}}$$

For means of this kind, the standard error is approximated by the following formula:

$$s_{\left(\frac{x}{y}\right)} = \sqrt{\left(\frac{x}{y}\right)^2 \left[\left(\frac{s_y}{y}\right)^2 + \left(\frac{s_x}{x}\right)^2 - 2r \left(\frac{x}{y}\right) \left(\frac{s_y}{y}\right) \right]} \quad (9)$$

The standard error of the estimated number of families or households is s_y , and the standard error of the estimated number of persons with the characteristic is s_x . In the formula, r represents the correlation coefficient between the numerator and the denominator of the estimate. If at least one member of each family or household in the class possesses the characteristic of interest, then use 0.7 as an estimate of r . If, on the other hand, it is possible that no member of a family or household has the characteristic, then use $r = 0$. In the example, you would use $r = 0.7$ for the average number of persons per family, but $r = 0$ for the average number of teenagers per family.

Standard Error of a Median

To compute a median, first group the units of interest (e.g., persons) into cells by the value of the statistic under consideration (e.g., single years of age). Then form a cumulative density for the cells (e.g., by cumulatively adding the proportion of persons of each age). Identify the first cell with cumulative density greater than 0.5. Use interpolation to find the value of the characteristic that corresponds to cumulative density 0.5. That value is the estimated median. Different methods of interpolation may be used. The most common are simple linear interpolation and Pareto interpolation. No universal rules exist on which method to use. The best procedure is to define the cells (e.g., income intervals) to be so small that the method of interpolation does not matter.

The sampling variability of an estimated median depends upon the form of the distribution as well as the size of its base or class. Given that the data were grouped into intervals (e.g., income intervals), then the standard error of a median is given by

$$\frac{\sqrt{N} (A_2 - A_1)}{2(N_2 - N_1)} = \frac{\sqrt{N} N}{2F} \quad (10)$$

or

$$\frac{\sqrt{N} N \ln(A_2/A_1)}{\sqrt{N} \ln[(N-N_1)/(N-N_2)]} \quad (11)$$

depending on whether the linear (10) or the Pareto (11) interpolation was used for estimating the median, where

- M = the estimated median
 A_1 and A_2 = the lower and upper boundaries of the interval in which the median falls,
 W = $A_2 - A_1$, the width of the interval in which the median falls,
 N_1 and N_2 = the number of units with the characteristic (e.g., income) less than A_1 and A_2 , respectively,
 F = $N_2 - N_1$, the number of units in the interval in which the median lies,
 N = the total number of units in the frequency distribution,
 b = the appropriate value of the parameter "b".

The following example illustrates the computation of the standard error of a median using linear interpolation. SIPP estimates from the report, "Economic Characteristics of Households in the United States: Third Quarter 1983," Series P-70, No. 1, table 1, show that the estimated median of the average monthly household cash income of females in the third quarter of 1983 was \$1,841 and $N = 115,848,000$. The appropriate "b" parameter from table 3 of this chapter is 19,911, which must be multiplied by the 3rd quarter factor of 1.12, yielding 24,291. We used the interval defined by $A_1 = \$1,600$, $A_2 = \$1,999$, $N_1 = 50,084,000$, and $N_2 = 62,087,000$. So $W = \$399$ and $F = 12,003,000$. Using the formula in equation (10) above the approximate standard error is

$$\sqrt{\frac{(24,291)(115,848,000)(\$399)}{2(12,003,000)}} = \$27.88 \quad (12)$$

Thus, rounding to \$28, the 68 percent confidence interval of the median is from \$1,813 to \$1,869, and the 95 percent confidence interval is from \$1,785 to \$1,897.⁴

⁴The standard error of \$27.88 computed here differs from the standard error of the median found in the report referenced in the text. Since publication of the report, new parameters in table 3 of this chapter were developed based entirely on SIPP data. These parameters, given in this chapter, are to be used in place of those given in the Source and Reliability sections of that report or the Wave 1 Technical Documentation.

Standard Errors of Ratios of Means or Medians

In this section, the correlation between the numerator and denominator, r , is assumed to be zero. So, the standard error for a ratio of means or medians is approximated by this formula:

$$s\left(\frac{x}{y}\right) = \sqrt{\left(\frac{x}{y}\right)^2 \left[\left(\frac{s_y}{y}\right)^2 + \left(\frac{s_x}{x}\right)^2 \right]} \quad (13)$$

The standard errors of the two means or medians are s_x and s_y . If r is actually positive (negative), then this procedure will provide an overestimate (underestimate) of the standard error for the ratio of means and medians.

Nonsampling Error

In addition to sampling error, discussed above, nonsampling errors are also present in SIPP data. Nonsampling errors can be attributed to many sources.

Undercoverage

Some housing units may have been missed in the listing operation prior to sampling; sometimes persons are missed within a sampled household. Past studies of censuses and household surveys have shown that undercoverage varies by age, race, and residence. Ratio estimation to independent age-sex-race population controls partially corrects for the bias due to survey undercoverage. However, biases exist in those estimates insofar as the characteristics of missed persons differ from those of respondents in each age-sex-race group. Further, the independent population controls have not been adjusted for undercoverage in the decennial census. Undercoverage in SIPP relative to the independent controls is about 7 percent for both Wave 1 and Wave 2. The undercoverage rate is likely to increase in subsequent waves due to lack of complete coverage of immigrants, institutional discharges, and movers from military barracks.

Respondent and Enumerator Error

Persons may have misinterpreted certain questions, or there may be an inability or unwillingness to provide the correct information. One source of such inability arises when one household member responds for other members. In another, a number of evaluation programs from the decennial census have suggested that some persons tend to underreport their income. Or, there may be a problem in recalling information, though the shorter reference period employed in SIPP should reduce this problem. The greater detail in SIPP questions and the

Processing Error

Errors may have been introduced in the handling of the questionnaires by the Census Bureau. The coding of write-in entries for occupation, for instance, is subject to a certain level of mistakes.

Nonresponse

Nonresponse to particular questions in the survey also allow for the introduction of bias into the data, since the characteristics of nonrespondents may differ from those of respondents.

The initial evaluation of the quality of the data from SIPP show improvements in the accuracy and completeness of the data on income and program participation over that obtained from March CPS. For the third quarter of 1983, SIPP nonresponse rates ranged from a low of about 3 percent for questions about Aid to Families with Dependent Children and food stamp allotments, to about 13 percent for those concerning self-employment income. These rates contrast sharply with the higher nonresponse rates from the March CPS. The rates for CPS range from a low of 9 percent for food stamp allotments to 24 percent for self-employment income.

The reasons attributed to the improvement in the measurement of income are SIPP's shorter recall period, and more emphasis in SIPP on complete and accurate reporting of income data. For example, in determining assets respondents are asked about type of ownership (whether jointly held) as well as value. Respondents are called back when information is incomplete.

The nonresponse rate for monthly wage and salary income overall averaged about 6.2 percent for the initial SIPP interviews. However, proxy responses caused significantly higher nonresponse rates for some of the key items.

The nonresponse rate for self-respondents, which accounted for 64 percent of the total, was 4.6 percent, while the rate for proxy respondents was 9.0 percent.

Noninterview rates for the first two waves of SIPP are 4.8 percent for Wave 1 and 9.4 percent for Wave 1 and Wave 2 combined. Most of these cases (77 percent) were refusals, but other cases included "no one at home" and "temporarily absent". These rates are an improvement on the rates experienced in the Income Survey Development Program (ISDP), a predecessor to SIPP, and are comparable with rates obtained in CPS. Since SIPP does not replenish a panel in the same manner as CPS, the SIPP noninterview rate will climb considerably above the monthly CPS rate. The Bureau has used complex techniques to adjust the weights for nonresponse, but the success of these techniques in avoiding bias is unknown.

Data quality issues in SIPP are also discussed in "Economic Characteristics of Households in the United States: Fourth Quarter 1983," Series P-70-83-4, Appendix D. This appendix includes comparisons of nonresponse in SIPP and the

March 1984 CPS, as well as comparisons of estimates derived from SIPP with independent estimates for several income types.

Imputation

There are almost no missing data on SIPP microdata files. Nonresponse by an entire household is dealt with in the weighting procedures. That is, noninterviewed households are given zero weights and interviewed households are weighted up to compensate. When an individual within the household refuses the interview or when a response to an individual question is missing, beginning with Wave 2, census computers make imputations for the missing data. For Wave 1, nonresponse to an entire questionnaire by an individual caused the household to receive a zero weight. If the person answered a certain minimum group of questions in Wave 1, the responses to the other items were imputed. Imputations involve the replacement of missing data after Wave 1 with a corresponding value from a housing unit or person having certain other characteristics in common with the unit or person in question.

In general this imputation procedure enhances the usefulness of the data. It simplifies processing for the microdata user by eliminating "not reported" categories. Imputation also enhances the accuracy of the data on targeted characteristics. By imputing a missing characteristic with that of someone similar in other key aspects, the user can work with a more complete data set. When an imputed characteristic is aggregated over a sizable number of persons, deviations from actual (unknown) values tend to even out. Using imputed values also yields more accuracy than substituting the mean for missing data, since the mean would be based on persons perhaps substantially different from those with the missing items. On the other hand, use of imputed values can harm the accuracy of characteristics that were not targeted. The targeted characteristics concern socioeconomic strata.

Inclusion of Imputation Flags

If the characteristics of nonrespondents are systematically different from the characteristics of respondents, as may well be the case for income variables, then it is possible that the imputation system masks certain biases due to nonresponse. For this reason the SIPP microdata files include flags for many data items which allow the user to discriminate between those responses which were actually reported and those entries which were supplied through imputations. These flags, or imputation indicators, appear at the end of the household, person and income records in the SIPP relational microdata file, and at the end of appropriate sections within the records of the rectangular file, generally corresponding one-for-one with specific data items.

In the example in figure 4, the data item for earned income received from a particular job in a particular month is shown on the top half. A sample value of 2000 is illustrated, i.e., \$2000 of income last month. Its corresponding imputation flag is shown on the bottom half. Note that the description of the imputation flag is shown on the bottom half. Note that the description of the imputation flag is shown on the bottom half.

tation flag cites the field name for the corresponding item, WS1-2032. The sample value of 1 in the imputation flag indicates that the original respondent failed to answer the corresponding question, or the entry supplied was unusable for some reason, and that therefore the information in the data item above was imputed from that of another person.

In examining only the income amounts, one would not know that the \$2000 was imputed rather than actually reported by the individual. Only by cross-tabulating income by imputation status can one recognize an imputed income.

FIGURE 4. Illustration of an Imputation Flag
Data Dictionary

Sample Values

<u>Sample Data Item</u>	(Wage and Salary Record)		
D WS1-2032	5	3293	\$2000
What was the total amount of pay that ... received before deductions on this job last month (month 4). Range = -9,33332.			
U Persons 15 years old and older			
V -9. Not in universe			
D. None			
 <u>Corresponding Imputation Flag</u>			
D WS1CALD1	1	3321	1
Field 'WS1-2032' was imputed			
V 0 .No imputed input			
1 .Imputed input			

Editing

There are also a number of demographic characteristics from the control card which should not require imputation, but may need to be edited for consistency with other information from the household. In these cases there are no imputation flags, but the file includes both the edited value and the value prior to computer editing, referred to as preedited or unedited. These items are identified by a "U" at the start of the 8-character mnemonic identifying variables in the data dictionary. To detect whether a particular edit had any impact on the data, compare a given data item with its preedited or unedited counterpart.

Uses of Imputation Flags

Although the Bureau could theoretically evaluate the above-cited sources of error--undercoverage, respondent and enumerator error, processing error and nonresponse--it does not do so for SIPP. Thus it is not possible to provide adjustment factors which could somehow be used to "correct" data. On the other hand, the user of the microdata files can study the impact of imputations made for nonresponse.

An analyst can use imputation flags or unedited items in several different ways. First, by computing the rate of imputation one can evaluate the quality of certain data items. For instance, one could find out whether persons receiving aid from the government are less likely to report their other sources of income than persons not participating in such programs.

Imputation flags allow characteristics of nonrespondents to be studied. Do nonrespondents tend to be younger or older, for example, than the rest of the population?

One can exclude imputed data from crosstabulations that might be sensitive to the imputation process. For instance, in comparing the earnings of doctors and dentists, high imputation rates might make the tabulations questionable, since missing income on a doctor's or dentist's record would be imputed from a pool of possible donors which includes a much broader range of professional occupations. Thus, to make sure you are comparing only doctor's incomes with dentist's incomes, it would be appropriate to exclude all cases with either occupation or income imputed.



May 1986

Additions to the Survey of Income and Program Participation (SIPP) Working Papers and report series are now available. These additions include:

- The Working Papers (Nos. 8401-8407, Nos. 8501-8507, and Nos. 8601, 8602, 8604, and 8607.
- Compilation of papers presented in the SIPP sessions at the American Statistical Association meetings in August 1984 and August 1985.
- "Economic Characteristics of Households in the United States" (Current Population Report Series P-70, Nos. 1-5)
- A special issue of the Journal of Economic and Social Measurement containing the proceedings of a conference sponsored by the National Science Foundation, the Social Science Research Council and the Census Bureau. The table of contents of this issue is attached for your information.

SIPP public-use microdata files can be purchased through the Census Bureau's Data User Services Division (301-763-4100). Another way of accessing SIPP data is through the University of Wisconsin's Research Network and Data Center for SIPP. Call Alice Robbin at (608) 262-4574 or Martin David at (608) 262-3281 for more information.

See the attached listing for a description of the available products from the Survey of Income and Program Participation (SIPP). Please note that Working Paper 8401 was revised in December 1985 to account for program additions and changes which took place in 1985. If you want to receive any of these products, put a check by the appropriate number and mail to:

Daniel Kasprzyk, Special Assistant
Population Division, Room 2025-3
Bureau of the Census
Washington, D.C. 20233

SIPP Working Papers

<u>1984</u>	<u>1985</u>	<u>1986</u>
_____ 8401 (Update No. 1, revised 12/85)	_____ 8501	_____ 8601
_____ 8402	_____ 8502	_____ 8602
_____ 8403	_____ 8503	_____ 8603 Forthcoming
_____ 8404	_____ 8504	_____ 8604
_____ 8405	_____ 8505	_____ 8605 Forthcoming
_____ 8406	_____ 8506	_____ 8606 Forthcoming
_____ 8407	_____ 8507	_____ 8607

Compilations of ASA Papers

_____ 1984	_____ <u>Journal of Economic & Social Measurement</u>
_____ 1985	

Current Population Reports, Series P-70

"Economic Characteristics of Households in the United States"

_____	P-70, No. 1
_____	P-70-83-4
_____	P-70, No. 3
_____	P-70, No. 4
_____	P-70, No. 5

-
- I would like to be taken off the mailing list
 - I would like to be notified when new products on the Survey of Income and Program Participation (SIPP) become available.

NAME: _____
 ADDRESS: _____

AFFILIATION: _____

SIPP WORKING PAPERS - 1984

- 8401 - (Update No. 1, Revised 12/85) "An Overview of the Survey of Income and Program Participation," by D. Nelson, D. B. McMillen, and D. Kasprzyk.
- 8402 - "Toward a Longitudinal Definition of Households," by D. B. McMillen and R. A. Herriot.
- 8403 - "Papers Presented at the Survey of Income and Program Participation, Session I, at the annual meeting of the American Statistical Association in Philadelphia, Pa., August 13-16, 1984." The papers presented include:
- a. "An Analysis of Turnover in the Food Stamp Program," by T. Carr and I. Lubitz, Mathematica Policy Research, Inc.
 - b. "The Measurement of Household Wealth in SIPP," by E. J. Lamas and J. M. McNeil, Census.
 - c. "The Wealth and Income of Aged Households," by D. P. Radner, Social Security Administration.
- 8404 - "Papers Presented at the Survey of Income and Program Participation, Session II, at the annual meeting of the American Statistical Association in Philadelphia, Pa., August 13-16, 1984." The papers given include:
- a. "Toward a Longitudinal Definition of Households," by D. B. McMillen and R. A. Herriot.
 - b. "Lifetime Work Experience and Its Effect on Earnings," by J. M. McNeil, Census, and J. T. Salvo, New York City Department of Planning.
 - c. "Panel Surveys as a Source of Migration Data," by D. Dahmann, Census.
 - d. "SIPP and CPS Labor Force Concepts: A Comparison," by P. M. Ryscavage, Census.
 - e. "Matching Economic Data to the Survey of Income and Program Participation: A Pilot Study," by S. Haber, George Washington University, and P. Ryscavage, D. Sater, and V. Yaldisara, Census.
- 8405 - "The Survey of Income and Program Participation," by R. A. Herriot and D. Kasprzyk, Census.

8406 - "Papers Presented at the Survey of Income and Program Participation, Session III, at the annual meeting of the American Statistical Association in Philadelphia, Pa., August 13-16, 1984." The papers given include:

- a. "Obtaining a Cross-Sectional Estimate From a Longitudinal Survey: Experiences of the ISDP," by H. Huang, Census.
- b. "Weighting of Persons for SIPP Longitudinal Tabulations," by D. Judkins, D. Hubble, J. Dorsch, D. B. McMillen, and L. Ernst, Census.
- c. "Longitudinal Family and Household Estimation in SIPP," by L. Ernst, D. Hubble, and D. Judkins, Census.
- d. "Early Indications of Item Nonresponse in SIPP," by J. Coder and A. Feldman, Census.

8407 - "Papers Presented at the Survey of Income and Program Participation, Session IV, at the annual meeting of the American Statistical Association in Philadelphia, Pa., August 13-16, 1984." The papers given include:

- a. "Month-to-Month Income Reciprocity Changes in the ISDP," by J. C. Moore and D. Kasprzyk, Census.
- b. "Findings From the Student Follow-Up Investigation of the 1979 ISDP," by A. M. Roman and D. V. O'Brien, Census.
- c. "The ISDP 1979 Research Panel as a Methodological Survey: Implications for Substantive Analysis," by R. A. Kulka, Research Triangle Institute.
- d. "Some Data Collection Issues for Panel Survey with Application to SIPP," by A. Jean and E. K. McArthur, Census.
- e. "Managing the Data From the 1979 ISDP," by P. Doyle and C. Citro, Mathematica Policy Research, Inc.

SIPP WORKING PAPERS - 1985

- 8501 - "The Survey of Income and Program Participation: Uses and Applications," by K. S. Short, Census.
- 8502 - "Applications of a Matched File Linking the Bureau of the Census Survey of Income and Program Participation and Economic Data," by S. Haber, George Washington University.
- 8503 - "Using the Survey of Income and Program Participation for Research on the Older Population," by D. B. McMillen, C. M. Taeuber, and J. Marks, Census.
- 8504 - "Summary of the Content of the 1984 Panel of the Survey of Income and Program Participation," by D. T. Frankel, Census.
- 8505 - "Enhancing Data From the Survey of Income and Program Participation With Data From Economic Censuses and Surveys," by D. K. Sater, Census.
- 8506 - "Methodologies for Imputing Longitudinal Survey Items," by V. Huggins, L. Weidman, and M. E. Samuhel, Census.
- 8507 - "New Household Survey and the CPS: A Look at Labor Force Differences," by P. M. Ryscavage, Census, and J. E. Bregger, Bureau of Labor Statistics.

SIPP WORKING PAPERS - 1986

- 8601 - "Some Aspects of SIPP," by Roger Herriot and Daniel Kasprzyk, Census.
- 8602 - "Nonsampling Error Issues in the SIPP," by Graham Kalton, University of Michigan, David McMillen, and Daniel Kasprzyk, Census.
- 8603 - "An Investigation of Model-Based Imputation Procedures Using Data from the Income Survey Development Program," by Vicki J. Huggins and Lynn Weidman, Census. (FORTHCOMING)
- 8604 - "Food Stamp Participation: A Comparison of SIPP with Administrative Records," by Steve Carlson and Robert Dalrymple, Food and Nutrition Services.
- 8605 - "SIPP Longitudinal Household Estimation for the Proposed Longitudinal Definition," by Lawrence R. Ernst, Census (FORTHCOMING)
- 8606 - "A Comparison of Seven Imputation Procedures for the 1979 Panel of the Income Survey Development Program," by Vicki J. Huggins, Census (FORTHCOMING)
- 8607 - "An Investigation of the Imputation of Monthly Earnings for the Survey of Income and Program Participation Using Regression Models," by Vicki J. Huggins and Lynn Weidman, Census

COMPILATIONS OF ASA PAPERS FOR 1984 AND 1985

In August 1984, five sessions concerning SIPP were included in the Annual meeting of the American Statistical Association in Philadelphia, PA. The papers presented in these sessions have been consolidated in: "Survey of Income and Program Participation and Related Longitudinal Surveys: 1984."

This volume not only includes the final version of some of the papers offered in the SIPP Working Paper Series, Nos. 8402-8407, but also includes papers that were unavailable at the time the working papers were released, and papers from the discussants at the meeting. These papers include:

"An Analysis of Turnover in the Food Stamp Program," written by T. Carr and I. Lubitz, Mathematica Policy Research, Inc.

"Using Subjective Assessments of Income to Estimate Family Equivalences Scales: A Report on Work in Progress," written by D. Vaughan, Social Security Administration.

"Longitudinal Item Imputation in a Complex Survey," written by M. E. Samuhel and V. Huggins, Census.

"The German Socio-Economic Panel," written by Ute Hanefeld, Deutsches Institut für Wirtschaftsforschung.

"Household Market and Nonmarket Activities--The First Year of a Swedish Panel Study," written by N. Anders Klevmarken, University of Goteborg, Sweden.

"The Australian National Longitudinal Survey," written by Ian McRae, Bureau of Labour Market Research, Australia.

In August 1985, two sessions concerning SIPP were included in the ASA meeting held in Las Vegas, Nevada. The papers are consolidated in "Survey of Income and Program Participation: 1985."

These papers are included:

"Item Nonresponse in the Survey of Income and Program Participation," written by D. B. McMillen and D. Kasprzyk, Census.

"Characteristics of Sample Attrition in the Survey of Income and Program Participation," written by E. McArthur and K. S. Short, Census.

"Compensating for Wave Nonresponse in the 1979 ISDP Research Panel," written by G. Kalton, J. Lepkowski, and Ting-Kwong Lin, University of Michigan.

"Alternative Definitions of Longitudinal Households in the Income Survey Development Program: Implications for Annual Statistics," written by C. F. Citro, Census.

"Do We Learn From the Past Experience When Constructing Complex Data?," written by P. Doyle, Mathematica Policy Research, Inc.

"Operationalizing the Poverty Line in a Survey Using Subannual Reference Periods," written by D. Vaughan, Social Security Administration.

"Short Term Change in Household and Family Structure," written by H. Koo, Research Triangle Institute.

"Characteristics of Program Participants: Some Early Evidence From SIPP," written by D. B. McMillen, Census.

"An Exploration of the Applicability of Hazards Models in Analyzing the Survey of Income and Program Participation: Labor Force Transitions," written by K. S. Short and K. Woodrow, Census.

"Gross Changes in Income Reciprocity from the Survey of Income and Program Participation," written by D. Burkhead and J. Coder, Census.

"Designing a Data Center for SIPP: An Observatory for the Social Sciences," written by M. David, University of Wisconsin.

Discussants:

John Czajka, Mathematica Policy Research

Robert Teitel, Teitel Data Systems

Current Population Reports, Household Economic Studies, Series P-70--
"Economic Characteristics of Households in the United States"

Third Quarter 1983 (P-70, No. 1)

Fourth Quarter 1983 (P-70-83-4)

First Quarter 1984 (P-70, No. 3)

Second Quarter 1984 (P-70, No. 4)

Third Quarter 1984 (P-70, No. 5)

(These reports contain average monthly data from the SIPP.)

JOURNAL OF ECONOMIC AND SOCIAL MEASUREMENT

Volume 13, Numbers 3 and 4, 1985

Contents

Special Issue: Survey of Income and Program Participation

Guest Editor: Martin David

- MARTIN DAVID** 215
Introduction: The Design and Development of SIPP
- Demographic Dynamics**
- HAROLD W. WATTS** 225
The Scientific Potential of SIPP for Analysis of Living Arrangements for Families and Households
- THOMAS J. ESPENSHADE and DOUGLAS A. WOLF** 229
SIPP Data on Marriage, Separation, Divorce, and Remarriage: Problems, Opportunities, and Recommendations
- GREG J. DUNCAN** 237
A Framework for Tracking Family Relationships Over Time
- Major Social Issues**
- REYNOLDS FARLEY** 245
Understanding Racial Differences and Trends: How SIPP Can Assist
- CARDLYN SHAW BELL** 263
SIPP and the Female Condition
- MARY JO BANE and JAMES WELSH** 273
SIPP's Potential Contributions to Policy Research on Children
- Enhancing Data on Human Capital**
- GARY S. FIELDS and GEORGE H. JAKUBSON** 281
Labor Market Analysis Using SIPP
- TIMOTHY M. SMEEDING** 287
The Scientific Potential of SIPP: Its Content and Methods Regarding Fringe Benefits, Noncash Income, and the Value of Government Services
- GAIL R. WILENSKY** 295
SIPP and Health Care Issues
- MICHAEL R. OLNECK** 299
Critique of Questions Pertaining to Education in SIPP

SURVEY OF INCOME AND PROGRAM PARTICIPATION (SIPP)

WAVE 6 RECTANGULAR MICRODATA FILE

TECHNICAL DOCUMENTATION

TECHNICAL INFORMATION



Persons 16 years old and over who reported usually working 35 or more hours each week during the weeks they worked are classified as "full-time" workers; persons who reported that they usually worked fewer than 35 hours are classified as "part-time" workers. The same definitions are used in the CPS.

With labor force activity. The term "with labor force activity" includes all persons with a job (as defined above) and those looking for work or on layoff from a job for at least 1 week during a given month. Conversely, those persons "with no labor force activity" had no job, were not on layoff from a job and made no effort to find a job during the month.

Worked each week. Persons "worked each week" in a month if, for the entire month, they were "with a job" and not "absent without pay" from the job. In other words, a person worked each week in any month when they were (a) on the job the entire month, or (b) they received wages or a salary for all weeks in the month, whether they were on the job or not. Persons also worked each week if they were self-employed and spent time during each week of the month at or on behalf of the business or farm they owned, as long as they received or expected to receive profit or fees for their work.

In the CPS, the concept "at work" includes those persons who spent at least 1 hour during the reference week at their job or business. In the CPS, however, "at work" does not include persons who were temporarily absent from their jobs during the entire reference week on paid vacation, sick leave, etc. In SIPP, "worked each week" does include persons on paid absences.

Absent 1 or more weeks. Absent 1 or more weeks means absent without pay from a job or business. Persons were absent without pay in a month if they were "with a job" during the entire month, but were not at work at that job during at least 1 full week (Sunday through Saturday) during the month, and did not receive wages or a salary for any time during that week. Reasons for an unpaid absence include vacation, illness, layoff, bad weather, labor disputes, and waiting to start a new job.

Looking for work. Persons who "looked for work" in a given month are those who were 16 years old or over and (a) were without a job during at least 1 week during the month, (b) tried to get work or establish a business or profession in that week, and (c) were available to accept a job. Examples of jobseeking activities are (1) registering at a public or private employment office, (2) meeting with prospective employers, (3) investigating possibilities for starting a professional practice or opening a business, (4) placing or answering advertisements, (5) writing letters of application, and (6) being on a professional register.

The CPS uses a similar concept of "looking for work." The term "unemployed" as used in the CPS includes persons who were looking for work in the reference week and those who were "on layoff" or "waiting to begin a new job in 30 days."

Layoff. In general, the work "layoff" means release from a job because of slack work, material shortages, inventory taking, plant remodeling, installation of machinery, or other similar reasons. For this survey, persons were also on "layoff" who did not have job but who responded that they has spent at least 1 week on layoff from a job and that they were available to accept a job.

In addition, persons were on "layoff" in a given month if they were 16 years old or over and (a) were "with a job" but "absent without pay" from that job for at least 1 full week during that month, and (b) they responded that their main reason for being absent from their job or business was "layoff." "On layoff" also includes a small number of persons who responded that they were waiting to report to a new wage and salary job that was to begin within 30 days. In other words, persons waiting to begin a new job are classified together with persons waiting to return to a job from which they have been laid off.

Full time and part time. The data on full- and part-time workers pertain to the number of hours a person usually worked per week during the weeks worked in the 4-month reference period of the survey. If the hours worked per week varied considerably, the respondent was asked to report an approximate average of the

Means-tested benefits. The term means-tested benefits refers to programs that require the income or assets (resources) of the individual or family be below specified guidelines in order to qualify for benefits. These programs provide cash and noncash assistance to the low-income population. The major sources of means-tested cash and noncash assistance are shown in Appendix B-2.

Medicare. This term refers to the Federal Health Insurance Program for the Aged and Disabled as provided for by Title XVIII of the Social Security Act. The phrase "Medicare covered" refers to persons enrolled in the Medicare program, regardless of whether they actually utilized any Medicare covered health care services during the survey reference period.

Medicaid. This term refers to the Federal-State program of medical assistance for low-income individuals and their families as provided for by Title XIX of the Social Security Act. The phrase "Medicaid covered" refers to persons enrolled in the Medicaid program, regardless of whether they actually utilized any Medicaid covered health care services during the survey reference period.

Unemployment compensation. This term refers to cash benefits paid to unemployed workers through a State or local unemployment agency. These include all benefits paid under the Federal-State unemployment insurance program as established under the Social Security Act, as well as those benefits paid to State and local government employees, Federal civilian employees, and veterans.

Low-Income Home Energy Assistance Program. Benefits from the Federally funded LIHEAP authorized by Title XXVI of the Omnibus Budget Reconciliation Act of 1981, or comparable assistance provided through State funded assistance programs, may be received in the form of direct payment to the household as reimbursement for heating or cooling expenses or paid directly to the fuel dealer or landlord.

Special Supplemental Food Program for Women, Infants, and Children (WIC). Benefits are received in the form of vouchers that are redeemed at retail stores for specific supplemental nutritious foods. Eligible low-income recipients are infants and children up to age five and pregnant, postpartum, and breastfeeding women.

With a job. Persons are classified "with a job" in a given month if they were 16 years old or over and, during the month, either (a) worked as paid employees or worked in their own business or profession or on their own farm or worked without pay in a family business or farm or (b) were temporarily absent from work either with or without pay. In general, the word "job" implies an arrangement for regular work for pay where payment is in cash wages or salaries, at piece rates, in tips, by commission, or in kind (meals, living quarters, supplies received). "Job" also includes self-employment at a business, professional practice, or farm. A business is defined as an activity which involves the use of machinery or equipment in which money has been invested or an activity requiring an office or "place of business" or an activity which requires advertising; payment may be in the form of profits or fees.

The Current Population Survey (CPS), the official source of labor force statistics for the Nation, uses the same definition for a job or business. The term "with a job," however, should not be confused with the term "employed" as used in the CPS. "With a job" includes those who were temporarily absent from a job because of layoff and those waiting to begin a new job in 30 days; in the CPS these persons are not considered "employed." See "Worked each week" below.

Persons of Spanish origin. Persons of Spanish origin were determined on the basis of a question that asked for self-identification of the person's origin or descent. Respondents were asked to select their origin (or the origin of some other household member) from a "flash card" listing ethnic origins. Persons of Spanish origin, in particular, were those who indicated that their origin was Mexican, Puerto Rican, Cuban, Central or South American, or some other Spanish origin. It should be noted that persons of Spanish origin may be of any race.

Work disability. Persons were classified as having a work disability if they were identified by the respondent as having a physical, mental, or other health condition that limits the kind or amount of work they can do.

Monthly income. The monthly income estimates for households are based on the sum of the monthly income received by each household member age 15 years old or over.

Cash income includes all income received from any of the sources listed in Appendix B-1. Rebates, refunds, loans, and capital gain or loss amounts from the sale of assets, and interhousehold transfers of cash such as allowances are not included. Accrued interest on Individual Retirement Accounts, KEOUGH retirement plans, and U.S. Savings bonds are also excluded. This definition differs somewhat from that used in the annual income reports based on the March CPS income supplement questionnaire. These data, published in the Consumer Income Series, P-60, are based only on income received in a regular or periodic manner and, therefore, exclude lump-sum or one-time payments such as inheritances and insurance settlements. The March CPS income definition, however, does exclude the same income sources excluded by SIPP.

The income amounts represent amounts actually received during the month, before deductions for income and payroll taxes, union dues, Part B Medicare premiums, etc.

The SIPP income definition includes three types of earnings: wages and salary, nonfarm self-employment, and farm self-employment. The definition of nonfarm self-employment and farm self-employment is not based on the net difference between gross receipts or sales and operating expenses, depreciation, etc. The monthly amounts for these income types are based on the salary or other income received from the business by the owner of the business or farm during the 4-month reference period.

The Bureau of Labor Statistics publishes quarterly averages for an earnings concept called "usual weekly earnings" for employed wage and salary workers. The concept differs from the SIPP earnings concept since it is based on usual, not actual earnings, excludes the self-employed, and excludes earnings from secondary jobs.

While the income amounts from most sources are recorded monthly for the 4-month reference period, property income amounts, interest, dividends, rental income, etc., were recorded as totals for the 4-month period. These totals were distributed equally between months of the reference period for purposes of calculating monthly averages.

APPENDIX B-GLOSSARY OF SELECTED TERMS

Population coverage. The estimates are restricted to the civilian noninstitutional population of the 50 States and members of the Armed Forces living off post or with their families on post.

Farm-nonfarm residence. The farm population refers to rural residents living on farms. Under this definition, a farm is any place in rural territory from which sales of crops, livestock, and other agricultural products amounted to \$1,000 or more during the previous 12-month period.

Householder. Survey procedures call for listing first the person (or one of the persons) in whose name the home is owned or rented. If the house is owned jointly by a married couple, either the husband or the wife may be listed first, thereby becoming the reference person, or householder, to whom the relationship of the other household members is recorded. One person in each household is designated as the "householder." The number of householders, therefore, is equal to the number of households.

Household. A household consists of all persons who occupy a housing unit. A house, an apartment or other group of rooms, or a single room is regarded as a housing unit when it is occupied or intended for occupancy as separate living quarters; that is, when the occupants do not live and eat with any other persons in the structure and there is either (1) direct access from the outside or through a common hall or (2) a kitchen or cooking equipment for the exclusive use of the occupants.

A household includes the related family members and all the unrelated persons, if any, such as lodgers, foster children, wards, or employees who share the housing unit. A person living alone in a housing unit or a group of unrelated persons sharing a housing unit as partners is also counted as a household. The count of households excludes group quarters. Examples of group quarters include rooming and boarding houses, college dormitories, and convents and monasteries.

Family. A family is a group of two or more persons (one of whom is the householder) related by birth, marriage, or adoption and residing together; all such persons (including related subfamily members) are considered members of one family.

Family household. A family household is a household maintained by a family; any unrelated persons (unrelated subfamily members and/or secondary individuals) who may be residing there are included. The number of family households is equal to the number of families. The count of family household members differs from the count of family members, however, in that the family household members include all persons living in the household, whereas family members include only the householder and his/her relatives.

Nonfamily household. A nonfamily household is a household maintained by a person living alone or with nonrelatives only.

Race. The population is divided into groups on the basis of race: White; Black; American Indian, Eskimo, or Aleut; Asian or Pacific Islander; and "other races."

Improving the Design of SIPP

MARTIN DAVID

The Distribution of Income in the United States: Implications for the Design of the SIPP Panel

305

GRAHAM KALTON and JAMES LEFKOWSKI

Following Rises in SIPP

319

SHELDON E. HABER

A Perspective on Linking SIPP to Administrative and Statistical Records

321

JAMES D. SMITH

A Little SIPP: Old Wine in New Bottles—Let's Recork It

341

Analysis of Families Over Time

DAVID BYRON McMILLEN and ROGER HERRIOT

Toward a Longitudinal Definition of Households

349

GREG J. DUNCAN and MARTHA S. HILL

Conceptions of Longitudinal Households: Fertile or Fatile?

361

MARTIN DAVID, RICHARD C. ROCKWELL, ALICE ROBBIN, and
FRANKLIN W. MONFORT

Summary of the SIPP Conference and Recommendations of the Conference

377

MARTIN DAVID, ALICE ROBBIN, and RICHARD C. ROCKWELL

Summary and Recommendations: Second SSRC Symposium on the Scientific and Research Potential of SIPP—June 28-29, 1965

385

Participants in the Symposium on the Scientific Potential of SIPP: Critiques of Its Content and Methods. Brookings Institution, Washington, D.C., November 11-13, 1964

393

USER NOTES

This section will contain information relevant to SIPP that becomes available after the file is released. The cover letter to the updated information should be filed behind this page.

User Notes will be sent to all users who (1) purchased their file (or technical documentation) from the Census Bureau and (2) returned the coupon following the title page.





UNITED STATES DEPARTMENT OF COMMERCE
Bureau of the Census
Washington, D.C. 20233

Survey of Income and Program Participation (SIPP)

Wave 6 Rectangular Microdata File

User Note No. 1

Because of budget cuts in the Census Bureau's Fiscal Year 1986 budget, approximately 15-percent of the 1984 Panel sample was eliminated from rotation groups 2 and 3 of wave 5 and rotation groups 4 and 1 of wave 6. Cases with the values listed below in the sample-unit reduction code field (SU-RGC) will not appear in wave 5 (rotation groups 2 & 3) or wave 6 (rotation groups 4 & 1) files. This will produce several legitimate nonmatches when matching to previous waves.

SU-RGC

004	039	072
010	044	078
016	050	083
021	055	089
027	061	094
033	066	100

Attached is a revised list of "a" and "b" parameters to use with wave 6. Replace page 21 in your documentation with the revised sheet.

December 1986



UNITED STATES DEPARTMENT OF COMMERCE
Bureau of the Census
Washington, D.C. 20233

Survey of Income and Program Participation (SIPP)
Wave 6 Rectangular Core Microdata File

User Note No. 2

Beginning with Wave 4, items I20AMT1 through J20AMT4 (positions 4054, 4060, 4066, 4072) are 6-character fields. Data are right-justified.

Please replace the corresponding pages in your technical documentation with the attached revised sheets.

Pages have been inserted into documentation.



UNITED STATES DEPARTMENT OF COMMERCE
Bureau of the Census
Washington, D.C. 20233

Survey of Income and Program Participation (SIPP)
Wave 6 Rectangular Microdata File

User Note No. 3

Attached is a revised list of "a" and "b" parameters to use with wave 6. Please replace page 21 in your documentation with the revised sheet.

May 1987

Updated SIPP 1984 GENERALIZED VARIANCE PARAMETERS FOR
WAVE 6, WAVE 7 AND WAVE 9 PUBLIC USE FILES

<u>CHARACTERISTIC</u>	a	b
PERSONS ¹		
Total or White		
16+ Program Participation and Benefits, Poverty (3)		
Both Sexes	-0.0001144	20,370
Male	-0.0002404	20,370
Female	-0.0002182	20,370
16+ Income and Labor Force (4)		
Both Sexes	-0.0000390	6,944
Male	-0.0000819	6,944
Female	-0.0000744	6,944
All Others ² (5)		
Both Sexes	-0.0001082	25,255
Male	-0.0002233	25,255
Female	-0.0002097	25,255
Black		
Poverty (1)		
Both Sexes	-0.0006186	17,372
Male	-0.0013259	17,372
Female	-0.0011595	17,372
All Others (2)		
Both Sexes	-0.0003327	9,343
Male	-0.0007131	9,343
Female	-0.0006236	9,343
HOUSEHOLDS/Families/Unrelated Individuals		
Total or White	-0.0000993	8,582
Black	-0.0006246	5,929

¹For cross-tabulations, use the parameters of the characteristic with the smaller number within the parentheses.

²For example, use these parameters for retirement and pension tabulations, 0+ program participation, 0+ benefits, 0+ income, and 0+ labor force tabulations, in addition to any other types of tabulations not specifically covered by another characteristic in this table.





UNITED STATES DEPARTMENT OF COMMERCE
Bureau of the Census
Washington, D.C. 20233

**SURVEY OF INCOME AND PROGRAM PARTICIPATION (SIPP)
1984 PANEL
WAVE 6 RECTANGULAR CORE MICRODATA FILE**

USER NOTE NO. 4

Subject: Frequency Diskette

Enclosed is a 5-1/4" high density PC diskette containing frequencies from the SIPP 1984 Wave 6 Rectangular File. Please read the README.DOC file on this diskette to obtain instructions for installing and accessing the frequencies file on your hard disk drive.

ABSTRACT

Survey of Income and Program Participation (SIPP) Wave 6 Rectangular Microdata File [machine-readable data file] / conducted by the U.S. Bureau of the Census. --Washington: The Bureau [producer and distributor], 1986.

TYPE OF FILE:

Microdata: unit of observation is an individual.

UNIVERSE DESCRIPTION:

The universe is the resident population of the United States, but excluding persons living in institutions and military barracks.

SUBJECT-MATTER DESCRIPTION:

The file contains basic demographic and social characteristics data for each member of the household. These include age, sex, race (White; Black; American Indian, Eskimo, and Aleut; Asian or Pacific Islander; and Other), ethnic origin (23 categories including 7 Spanish origin categories), marital status, household relationship, education, and veteran status.


Limited data are provided on housing unit characteristics such as units in structure, tenure, access, and complete kitchen facilities.

Core questions, which are repeated at each interview, cover labor force activity, types and amounts of income, and participation in various cash and noncash benefit programs for each month of the four-month reference period. Data for employed persons include number of hours and weeks worked, earnings, and weeks without a job. Nonworkers are classified as unemployed or not in the labor force. In addition to income data associated with labor force activity, data include nearly 50 other types of income. Core data also cover post secondary school attendance, public or subsidized rental housing, low-income energy assistance, and school breakfast and lunch participation.

Persons interviewed in Wave 6 were asked the core questions as well as questions on annual earnings and benefits, property income and taxes, and education and training. This file contains data only for the core questions. A later file will contain both core and topical module data.

The sample consists of 4 rotation groups, each interviewed in a different month from May to August 1985. For each group the reference period for reporting labor force activity and income is the four calendar months preceding the interview month.

SIPP is a longitudinal survey where each sampled household and each descendent household is reinterviewed at 4-month intervals for 9 interviews or "waves." This file contains the results of the sixth interview. Unique



codes are included on each record to allow linking together the same persons with the preceding and subsequent waves.

GEOGRAPHIC COVERAGE:

United States. Codes are included for 38 individual States, although the sample was not designed to produce State estimates. Areas in the SIPP sample in six other States are identified in two groups for confidentiality reasons. Some cases are coded to other States not originally sampled, reflecting persons in the original sample who moved. The file identifies a subsample of metropolitan residents, along with codes for selected metropolitan statistical areas (MSA's) and consolidated metropolitan statistical areas (CMSA's).

TECHNICAL DESCRIPTION:

FILE STRUCTURE: Rectangular. Each logical record for a sampled person includes information on the household and family of which the person was a part during each month of the reference period, as well as characteristics of the person and each source of income received during the period.

FILE SIZE: 45,007 logical records; 5,352 character logical record length.

FILE SORT SEQUENCE

OF SAMPLE UNITS: Rotation group (i.e., month of interview) by FIPS State of sampling unit within rotation group by sampling unit identification number within State by entry address ID and person number within sampling unit.

REFERENCE MATERIALS:

Survey of Income and Program Participation (SIPP) Wave 6 Rectangular Microdata File Technical Documentation. The documentation includes this abstract, the data dictionary, an index to the data dictionary, relevant code lists, a questionnaire facsimile, and general information relative to SIPP. One copy of the technical documentation accompanies each file order but also may be purchased separately for \$15 from Data User Services Division, Customer Services, Bureau of the Census, Washington, D.C. 20233.

Survey of Income and Program Participation (SIPP) Users' Guide. The Users' Guide contains general information on the background, survey content, sample design, and procedures for estimation and calculation of sampling variability as well as a glossary of selected terms. The Users' Guide is not yet available.

Interviewers' Manual (1984). Survey of Income and Program Participation. U.S. Department of Commerce, Bureau of the Census. The Manual is available for \$10 from Data User Services Division, Customer Services, Bureau of the Census, Washington, D.C. 20233.

RELATED PRINTED REPORTS:

See Appendix A--Bibliography in the General Information section of the technical documentation for information on products available from SIPP.

These products include working papers, compilations of papers presented at annual meetings of the American Statistical Association, articles appearing in the Journal of Economic and Social Measurement, and reports in the P-70 series of the Current Population Reports.

RELATED MACHINE-READABLE DATA FILES

SIPP files are available from Data User Services Division, Customer Services, Washington, D.C. 20233. An order form is on the following page for your convenience.

<u>Rectangular Files</u>	<u>Number of Reels</u>		<u>Cost</u>	
	<u>1600 bpi</u>	<u>6250 bpi</u>	<u>1600 bpi</u>	<u>6250 bpi</u>
Wave 1 Core	8	2	\$1,120	\$280
Wave 2 Core	6	2	\$ 840	\$280
Wave 3 Core	8	2	\$1,120	\$280
Wave 3 Core & Topical Module	9	3	\$1,260	\$420
Wave 4 Core	8	2	\$1,120	\$280
Wave 4 Core & Topical Module	10	3	\$1,400	\$420
Wave 5 Core	7	2	\$ 900	\$280
Wave 7 Core	7	2	\$ 900	\$280

<u>Relational Files</u>	<u>Number of Reels</u>		<u>Cost</u>	
	<u>1600 bpi</u>	<u>6250 bpi</u>	<u>1600 bpi</u>	<u>6250 bpi</u>
Wave 1 Core	11	3	\$1,540	\$420
Wave 2 Core	9	3	\$1,260	\$420
Wave 3 Core	12	3	\$1,680	\$420
Wave 4 Core	12	3	\$1,680	\$420
Wave 5 Core	12	3	\$1,680	\$420
Wave 6 Core	10	3	\$1,400	\$420
Wave 7 Core	9	3	\$1,260	\$420

A machine-readable data dictionary is available at the end of the last reel at either density or may be purchased separately on 1 reel for \$140.

FILE AVAILABILITY:

The file may be ordered from Data User Services Division using the order form on the following page. A machine-readable dictionary is contained at the end of reel 7 at 1600 bpi and reel 2 at 6250 bpi. It is also available separately for \$140 on 1 reel at either density.

<u>File</u>	<u>Number of Reels</u>		<u>Cost</u>	
	<u>1600 bpi</u>	<u>6250 bpi</u>	<u>1600 bpi</u>	<u>6250 bpi</u>
Wave 6 Rectangular Core	7	2	\$980	\$280

.....
.....
.....

.....

.....

.....

.....

.....

.....

.....

.....

.....

Customer Services (Publications)	Name			Date
	Organization			RETURN TO: Data User Services Division Customer Services Bureau of the Census Washington, D.C. 20233 Phone: 301/763-4100
	Address			
	City, State, ZIP			
	Census Bureau Series No.	Quantity Desired	Title of Publication	
TOTAL \$				CUSTOMER Make check or money order payable to Superintendent of Documents, but mail remittance to address shown. If to be charged to Supt. of Docs. account, indicate Deposit Account No.

Customer Services (Microfiche and Data Files)	Name			RETURN TO: Data User Services Division Customer Services Bureau of the Census Washington, D.C. 20233 Phone: 301/763-4100			Date				
	Organization						CHECK ONE <input type="checkbox"/> Enclosed is check or money order payable to "Commerce-Census" <input type="checkbox"/> Charge to Census Bureau Deposit Account No. _____				
	Address										
	City, State, ZIP										
	Telephone			Name of Data File, Documentation* or Microfiche			Order No.	No. of Tapes	No. of Microfiche	No. of Document copies	Cost
*One copy of the Technical Documentation is sent at no extra charge with orders.										TOTAL \$	
Characteristics of Tape (Check One): <input type="checkbox"/> 9 track, 1500 bpi, EBCDIC <input type="checkbox"/> 9 track, 6250 bpi, EBCDIC <input type="checkbox"/> 9 track, 1600 bpi, ASCII <input type="checkbox"/> 9 track, 6250 bpi, ASCII						Labeling (Check One): <input type="checkbox"/> Standard <input type="checkbox"/> Unlabeled					
Maximum block size (if less than 32K bytes)? _____											

GPO Order Form (Publications)	Mail To: Superintendent of Documents, U.S. Government Printing Office, Washington, D.C. 20402											
	Name			Credit Card Orders								Date
	Organization			Total charges \$ _____ Fill in the boxes below.								
	Address			Credit Card No. <input type="text"/>								
	City, State, ZIP			Expiration Date Month/Year <input type="text"/>								MasterCard and VISA accepted.
	GPO Catalog No. or Stock No.	Quantity Desired	Title of Publication						Amount			
TOTAL \$										CUSTOMER Make check or money order payable to Superintendent of Documents. If to be charged to Supt. of Docs. account, indicate Deposit Account No.		

|

.

.

.

.

..

.

.

.

.

.

.

..

FILE INFORMATION

Geographic Coverage

State codes are shown except for six States which are identified in two groups. A subsample of metropolitan residents is identified along with codes for selected metropolitan statistical areas (MSA's) and consolidated metropolitan statistical areas (CMSA's). The sample was not designed to produce State or MSA/CMSA level estimates. State codes are primarily useful in relating a respondent's reciprocity of benefits to thresholds which may vary from State to State. MSA/CMSA codes may be used in relating respondent characteristics with contextual variables.

Identification Number System

The SIPP identification scheme is designed to uniquely identify individuals in each wave, provide a means of linking the same individuals over time, and group individuals into households and families over time.

The various components of the identification scheme are listed below:

- Sample Unit Identification Number
- Address ID
- Entry Address ID
- Person Number

The sample unit identification number was created by scrambling together the PSU, segment, and serial number, used for Census Bureau administrative purposes. This identifier is constructed the same way on each wave regardless of moves, to enable matching from wave to wave.

The two-digit address ID code identifies each household associated with the same sample unit identification number. The first digit of the address ID code indicates the wave in which that address was first assigned for interview. The second digit sequentially numbers multiple households that have the same serial number. The address ID code is 11 for all sample addresses, that are the same as in Wave 1. As SIPP sample persons move to new addresses, new address ID codes are assigned. Any new address to which sample unit members moved during Wave 4 is numbered in the 40's.

The person ID is a five-digit number consisting of the two-digit entry address ID and a three-digit person number. Person numbers 101, 102, etc., are assigned in Wave 1; 201, 202, etc., are assigned to persons added to the roster in Wave 2, and so forth. This five-digit number is not changed or updated, regardless of moves.

The sampling unit serial number and address ID code uniquely identifies each household in any given wave. The sampling unit serial number can link all households in subsequent waves back to the original Wave 1 household.

Topcoding of Income Variables

To protect against the possibility that a user might recognize the identity of a SIPP respondent with very high income, income from every source is "topcoded" so

that no individual income amounts above \$100,000 are revealed. While the data dictionary indicates a topcode of \$33,332 for monthly income, this topcode will rarely be used. In most cases the monthly income is shown as individual dollar amounts of \$8,333, with \$8,333 actually representing "\$8,333 or more." (The \$100,000 income topcode is \$8,333 multiplied by 12 months). Individual monthly amounts above \$8,333 may occasionally be shown if the respondent's income varied considerably from month to month, as long as the average does not exceed \$8,333. For example, if a respondents' income from a single job were concentrated in only one of the four reference months, a figure as high as \$33,332 could be shown. (Income from interest or property have lower topcodes).

Summary income figures on the person, family, and household records are simple sums of the components shown on the file after topcoding, and are not independently topcoded. Thus, a person with high income from several sources (jobs, businesses, property) could have aggregate monthly income well over the topcode for each source. Families and households with a number of high income members could theoretically have aggregate income shown well over \$100,000, through well below the \$1.5 million shown as the highest allowable value in the data dictionary.

The user is cautioned against trying to make much use of the occasional monthly figures above \$8,333, except in calculating aggregates or observing patterns across the 4-month period for a single individual, family, or household. Those units with higher monthly amounts shown are a biased sample of high income units, more likely to include units with income from multiple sources than other units with equally high aggregate income which comes from a single source.

INDEX TO SIPP RECTANGULAR CORE FILE

This is an index to the data dictionary for the 1984 panel SIPP rectangular core files, Waves 2 to 9. Wave 1 has a slightly different layout, with corresponding items in the same sequence but not exactly the same locations--see Appendix C "Comparison of Item Locations on Wave 1 and Later Waves."

The five columns at the right present the beginning character location for the referenced data field or fields. Entries in the four righthand columns refer to data specific to particular months during the reference period. For example, data in the column headed "MO 1 LOCATION" refer to the first reference months (four months prior to the interview). Entries in the column headed "INTV LOCATION" refer to characteristics as of the interview date, e.g., the highest grade attended, or other items not differentiated by month during the reference period. Where the entry refers to more than one consecutive data field, the location is that of the first character of the first field.

The column headed "MNEMONIC" presents the same 8-character data names as are shown in the data dictionary, with two exceptions. Where there are separate entries for the four reference months, an asterisk (*) replaces the 1, 2, 3, or 4 that would appear in the actual mnemonic. (Where there is an entry in the "INTV LOCATION" column as well as the four months, the data item refers to the same characteristic as of the interview date, and would carry a 5 in place of the asterisk in the mnemonic.) Where a colon appears in the mnemonic, as in SC1660:78, the index entry applies to two or more consecutive fields, in this case starting with SC1660 and ending with SC1678.

This index may also be used as an index to the questionnaire document itself, reproduced in the Users' Guide text. Each item on the questionnaire carries a boxed 4-digit number next to the answer fields. This number appears as part of the mnemonic wherever the correspondence between the item on tape and the questionnaire item is direct. The 4-digit number is usually preceded by "SC", but when other characters appear they add meaning. For example, WS1-2012 corresponds to questionnaire item 2012 (on class of worker) and the "WS1" distinguishes the response for the first wage/salary job from a response for the second such job, which would begin with "WS2". Mnemonics without 4-digit numbers are associated with items from the control card or are the result of manipulating or "recoding" one or more items from the questionnaire.

INDEX TO SIPP RECTANGULAR CORE FILE

REFERENCE	MNEMONIC	INTV LOCA TION	MO 1 LOCA TION	MO 2 LOCA TION	MO 3 LOCA TION	MO 4 LOCA TION
Absence Without Pay, Imputation Flags	FP-IMP10:16	3158				
Absence Without Pay, Reason	SC1098	2745				
Absence Without Pay, Reason	SC1174	2783				
Absence Without Pay, Specific Weeks	SC1058:96	2725				
Absence Without Pay, Specific Weeks	SC1136:72	2764				
Access to Unit	H*-ACCESS		99	355	611	867
Access to Unit, Unedited	U*-ACCES		120	376	632	888
Address ID from CC of New Add. (Movers)	CC-ADENT	2176				
Address ID from CC of Previous Address	CC-ADLFT	2174				
Address ID of Household	H*-ADDID	1077	43	299	555	811
Address ID of Person at Entry, Edited	FP-ENTRY	2012				
Address ID of Person at Entry, Preedited	U-ENTRY	2155				
Address ID's, # in Sample Unit by Month	SUHCNT*	24	16	18	20	22
Address ID, Previous Wave	PW-ADDID	2067				
AFDC (\$)	I20AMT*		4054	4060	4066	4072
AFDC Coverage	AFDC*		2640	2641	2642	2643
AFDC Payment for Family (\$)	F*-AFDC		1193	1307	1421	1535
AFDC Payment for Household (\$)	H*-AFDC		245	501	757	1013
AFDC Payment for Subfamily (\$)	S*-AFDC		1649	1763	1877	1991
AFDC, Imputation Flags	I20IMP01:04		4109	4110	4111	4112
AFDC, Persons Covered (by #)	AFDC3034:54	4078				
AFDC, Reciprocity	RECIPSUM	2400				
AFDC, Reciprocity	SC1486	2961				
AFDC, Reciprocity	I20REC*		4050	4051	4052	4053
Age	AGE-*	2093	2085	2087	2089	2091
Age: Month of Birth, Preedited	U-BRTHMN	2178				
Age: Year of Birth, Preedited	U-BRTHYR	2180				
Aid to Families w/Dep. Children-See AFDC						
Alimony Payments (\$)	I29AMT*		4389	4394	4399	4404
Alimony Payments, Imputation Flags	I29IMP01:04		4409	4410	4411	4412
Alimony Payments, Reciprocity	RECIPSUM	2409				
Alimony Payments, Reciprocity	SC1416	2927				
Alimony Payments, Reciprocity	I29REC*		4385	4386	4387	4388
Alimony Payments, Reciprocity, Imp Flag	FP-IMP42	3190				
Ancestry - See Ethnicity						
Annuity Income, Reciprocity	SC1382	2911				
Annuity Income, Reciprocity as Widow(er)	SC1446	2940				
Annuity Income, Reciprocity, Imput. Flag	FP-IMP38	3186				
Armed Forces Status	IN-AF	2154				
Armed Forces Status of Spouse	SC1696	3132				
Armed Forces Status of Spouse, Imp Flag	FP-IMP83	3220				
Armed Forces Status, Unedited	U-AF	2203				
Asset Income, # Person in SU with	SU-TOTG2	36				
Asset Income, Imputation Flags	G2-IMP01:27	5321				
Asset Income-See Also Property Income						
Asset Ownership Summary	ASSETSUN	2456				
Asset Source Codes	ASTSOURC	2597				
Assets Owned Same as Previous Wave	SC1586:1620	3045				
Assets Owned Same as Previous, Imp.Flags	FP-IMP98:99	3235				
Assets Owned Same as Previous, Imp.Flags	PPIMP100:05	3237				

INDEX TO SIPP RECTANGULAR CORE FILE

REFERENCE	MNEMONIC	INTV LOCA TION	MO 1 LOCA TION	MO 2 LOCA TION	MO 3 LOCA TION	MO 4 LOCA TION
Assets Owned, New Since Last Wave	SC1622:54	3087				
Assets Owned, New Since Last Wave, Imp. Flg	FPIMP106:07	3243				
Assets, Ownership of Various Types (New)	SC1626:54	3089				
Bonds, Money Market Funds in Own Name	OLC4YN-*		4955	4956	4957	4958
Bonds, Money Market Funds, Joint	J104YN-*		4935	4936	4937	4938
Bonds, Money Market Funds, Ownership	SC4400:06	5220				
Bonds, Municipal or Corporate, Own. (New)	SC1640	3095				
Bonds, Municipal or Corporate, Ownership	ASSETSUM	2462				
Bonds, Municipal or Corporate, Ownership	SC4404	5222				
Bonds, U.S. Savings, Ownership (New)	SC1644	3097				
Business--See Self-Employment						
Calendar Month	H*-MONTH		45	301	557	813
Calendar Month	F*-MONTH		1093	1207	1321	1435
Calendar Month	S*-MONTH		1549	1663	1777	1891
Calendar Month of Interview	H*ITM38B		139	395	651	907
Calendar Year	H*-YEAR		47	303	559	815
Calendar Year	F*-YEAR		1095	1209	1323	1437
Calendar Year	S*-YEAR		1551	1665	1779	1893
Cash Benefits, Receipt by HH Member(s)	H*-CASH		171	427	683	939
Casual Earnings--See Incidental Earnings						
Certificates of Deposit, Ownership	ASSETSUM	2458				
Certificates of Deposit, Ownership	SC4304	5203				
Certificates of Deposit, Ownership (New)	SC1630	3091				
Change in Composition--See also Movers						
Change to Family Compos., Month-to-Month	FCHANGE*		2225	2226	2227	2228
Change to HH Composition, Month-to-Month	HCHANGE*	2224	2220	2221	2222	2223
Change to Subfamily Comp, Month-to-Month	SCHANGE*		2229	2230	2231	2232
Charitable Group, Money from, (\$)	I50AMT*		4669	4674	4679	4684
Charitable Group, Money from, Imp. Flags	I50IMP01:04		4689	4690	4691	4692
Charitable Group, Money from, Reciprocity	RECIPSUM	2430				
Charitable Group, Money from, Reciprocity	I50REC*		4665	4666	4667	4668
Checking Accounts, Interest-Earning	SC4306	5204				
Checking Accounts, Interest-Earning(New)	SC1632	3092				
Child Support Payments (\$)	I28AMT*		4361	4366	4371	4376
Child Support Payments, Imputation Flag	FP-IMP44	3192				
Child Support Payments, Imputation Flags	I28IMP01:04		4381	4382	4383	4384
Child Support Payments, Reciprocity	RECIPSUM	2408				
Child Support Payments, Reciprocity	SC1420:22	2929				
Child Support Payments, Reciprocity	I28REC*		4357	4358	4359	4360
Child/Adult Status	POP-STAT	2117				
Child/Adult Status, Previous Wave	PW-POPST	2077				
Children 5-18 in Household	H*-4826		270	526	782	1038
Children--See also Own Children						
Class of Worker	SC1714	3147				
Class of Worker	WS1-2012	3280				
Class of Worker	WS2-2012	3365				
Class of Worker, Imputation Flag	WS1IMP03	3322				
Class of Worker, Imputation Flag	WS2IMP03	3407				
Class of Worker--See also Self-Employment						

INDEX TO SIPP RECTANGULAR CORE FILE

REFERENCE	MNEMONIC	INTV LOCA TION	MO 1 LOCA TION	MO 2 LOCA TION	MO 3 LOCA TION	MO 4 LOCA TION
College Term System	SC1680	3115				
College Term System, Imputation Flag	PP-IMP78	3215				
Company Pension--See Pension						
Coverage by Health Insurance	HIMNTH*		2573	2574	2575	2576
Coverage by Medicaid	GAIDCOV*		2548	2549	2550	2551
Coverage by Medicare	CARECOV*		2543	2544	2545	2546
Coverage by WIC	WICCOV*		2552	2553	2554	2555
Coverage Questions for New Pers.in Samp.	SC0900:12	2687				
Coverage Recodes, AFDC	AFDC*		2640	2641	2642	2643
Coverage Recodes, Food Stamps	FOODSTP*		2644	2645	2646	2647
Coverage Recodes, Foster Care Payments	FOSTKID*		2652	2653	2654	2655
Coverage Recodes, General Assistance	GENASST*		2648	2649	2650	2651
Coverage Recodes, Other Welfare Payments	OTHWELF*		2656	2657	2658	2659
Coverage Recodes, Railroad Retirement	RAILRD1		2664	2665	2666	2667
Coverage Recodes, Social Security	SOCSEC*		2660	2661	2662	2663
Coverage Recodes, Veterans Payments	VETS*		2636	2637	2638	2639
Date of Birth: Month	U-BRTHMN	2178				
Date of Birth: Year	U-BRTHYR	2180				
Day Job Ended	WS1-2022	3288				
Day Job Ended	WS2-2022	3373				
Day Job Started	WS1-2018	3284				
Day Job Started	WS2-2018	3369				
Day of Interview, Unedited	ITSDAY	2675				
Day Person Entered this Address	U-DAYENT	2298				
Day Person Left this Address	U-DAYLFT	2170				
Disability Income, Recipiency	SC1386:88	2913				
Disability Income, Recipiency, Imp Flag	PP-IMP39:40	3187				
Disability Income, Types Received	SC1390:1412	2915				
Disability Income, Types, Input. Flag	PP-IMP41	3189				
Disability Insurance--See Insurance Inc						
Disability, VA Rating	SC1336	2887				
Disability, Work	SC1386	2913				
Disability, Work, Imputation Flag	PP-IMP39	3187				
Discouraged Worker	SC1048:54	2719				
Discouraged Worker	SC1222:28	2807				
Discouraged Worker, Imputation Flag	PP-IMP22:28	3170				
Dividends--See Stock Dividends						
Duration of Job	WS1-2016:22	3282				
Duration of Job	WS2-2016:22	3367				
Earnings after Expenses from Business(\$)	SE12260	3501				
Earnings after Expenses from Business(\$)	SE22260	3607				
Earnings after Expenses, Imputation Flag	SE1IMP11	3516				
Earnings after Expenses, Imputation Flag	SE2IMP11	3622				
Earnings by Month (Before Deductions)(\$)	WS1-2032:38		3313	3308	3303	3298
Earnings by Month (Before Deductions)(\$)	WS2-2032:38		3398	3393	3388	3383
Earnings by Month, Imputation Flag	WS1CAL01:04		3326	3327	3328	3329
Earnings by Month, Imputation Flag	WS2CAL01:04		3411	3412	3413	3414
Earnings from this Job (\$)	WS1-AMT*		3259	3264	3269	3274
Earnings from this Job (\$)	WS2-AMT*		3344	3349	3354	3359
Earnings from this Job, Receipt of	WS1-RECI*		3255	3256	3257	3258

INDEX TO SIPP RECTANGULAR CORE FILE

REFERENCE	MNEMONIC	TNTV LOCA TION	MO 1 LOCA TION	MO 2 LOCA TION	MO 3 LOCA TION	MO 4 LOCA TION
Earnings from this Job, Receipt of	WS2-RECI*		3340	3341	3342	3343
Earnings of Family (\$)	F*-EARN		1140	1254	1368	1482
Earnings of Household (\$)	H*-EARN		186	442	698	954
Earnings of Person, Total (\$)	PP-EARN*		2293	2301	2309	2317
Earnings of Subfamily (\$)	S*-EARN		1596	1710	1824	1938
Earnings: Gross of Business >\$1000	SE12214	3452				
Earnings: Gross of Business >\$1000	SE22214	3558				
Earnings: Gross of Business, Imput. Flag	SE1IMP04	3509				
Earnings: Gross of Business, Imput. Flag	SE2IMP04	3615				
Earnings: Other Inc from Bus., Imp Flag	SE1IMP08	3513				
Earnings: Other Inc from Bus., Imp Flag	SE2IMP08	3619				
Earnings: Other Income from Business	SE12234	3468				
Earnings: Other Income from Business	SE22234	3574				
Earnings: Salary from Bus., Imput. Flag	SE1IMP07	3512				
Earnings: Salary from Bus., Imput. Flag	SE2IMP07	3618				
Earnings: Salary from Business	SE12232	3467				
Earnings: Salary from Business	SE22232	3573				
Education, Attendance beyond HS Level	SC1658	3104				
Education, Attendance beyond HS, Imp Flg	PP-IMP75	3212				
Education, Finished Grade	GRD-CMPL	2151				
Education, Finished Grade, Unedited	U-COMPL	2200				
Education, Highest Grade Act., Unedited	U-HIGRDE	2198				
Education, Highest Grade Attended	HIGRADE	2149				
Educational Assistance	SC1660:78	3105				
Educational Assistance (\$)	SC1690	3124				
Educational Assistance (\$), Imput. Flag	PP-IMP81	3218				
Educational Assistance, Imputation Flag	PP-IMP82	3219				
Educational Assistance, Imputation Flags	PP-IMP76:77	3213				
Educational Assistance, Work-Study Prog.	SC1692	3130				
Employees, Number in Own Bus., Imp Flag	SE1IMP04	3509				
Employees, Number in Own Bus., Imp Flag	SE2IMP04	3615				
Employees, Number in Own Business	SE12218	3454				
Employees, Number in Own Business	SE22218	3560				
Employer Educational Assistance	SC1672	3111				
Employers, Number During 4-Month Period	SC1716	3148				
Employment Status Recode	ESR-*		2469	2470	2471	2472
Energy Assistance	H*-ENERGY		257	513	769	1025
Energy Assistance in Subs Hous, Imp Flag	H*-IMP06:10		284	540	796	1052
Energy Assistance in Subsidized Housing	H*-4816:24		260	516	772	1028
Entry Address ID, Edited	PP-ENTRY	2012				
Entry Address ID, Preedited	U-ENTRY	2155				
Entry Address ID, Previous	SC0064	2215				
Entry into New Address, Reason	U-REAENT	2164				
Entry Month for Person Who Moved In	U-MONENT	2168				
Estate or Trust Income (\$)	I37AMT*		4585	4590	4595	4600
Estate or Trust Income, Imputation Flags	I37IMP01:04		4605	4606	4607	4608
Estate or Trust Income, Reciprocity	RECIPSUM	2417				
Estate or Trust Income, Reciprocity	I37REC*		4581	4582	4583	4584
Estate or Trust, Payments for Widow	SC1448	2941				

INDEX TO SIPP RECTANGULAR CORE FILE

REFERENCE	MNEMONIC	INTV LOCA TION	MO 1 LOCA TION	MO 2 LOCA TION	MO 3 LOCA TION	MO 4 LOCA TION
Ethnicity, Unedited	U-ORIGIN	2196				
Exit Day for Person Who Left	U-DAYLFT	2170				
Exit from Household, Reason	U-REALFT	2162				
Exit Month for Person Who Left	U-MONLFT	2166				
Families, Number in Household	H*-FFCNT		51	307	563	819
Families/Pseudo-families, # in Samp. Unit	SU-TOTFF	28				
Family Composition Change, Month-to-Mo.	FCHANGE*		2225	2226	2227	2228
Family Food Stamps (\$)	F*-FDSTP		1199	1313	1427	1541
Family Income, AFDC (\$)	F*-AFDC		1193	1307	1421	1535
Family Income, Earnings (\$)	F*-EARN		1140	1254	1368	1482
Family Income, Federal SSI (\$)	F*-SSI		1175	1289	1403	1517
Family Income, Means-Tested Cash (\$)	F*-TRAN		1155	1269	1383	1497
Family Income, Other (\$)	F*-OTHER		1162	1276	1390	1504
Family Income, Property (\$)	F*-PROP		1147	1261	1375	1489
Family Income, Social Security (\$)	F*SOCSEC		1169	1283	1397	1511
Family Income, Total (\$)	F*TOTING		1132	1246	1360	1474
Family Income, Unemployment (\$)	F*-UNEMP		1181	1295	1409	1523
Family Income, Veterans Payments (\$)	F*-VETS		1187	1301	1415	1529
Family Number (Sub & Secondary Families)	FAMNUM-*	2116	2112	2113	2114	2115
Family Records, # in Household	R*-NF		49	305	561	817
Family Sequence Number	F*-NUMBR		1091	1205	1319	1433
Family Size	F*NUMPER		1097	1211	1325	1439
Family Type: Primary or Unrelated	F*-TYPE		1109	1223	1337	1451
Family Type: Primary, Sub or Secondary	FANTYP-*	2106	2102	2103	2104	2105
Family Type: Sex of Householder	F*-KIND		1110	1224	1338	1452
Family Type: Subfamily	S*-TYPE		1565	1679	1793	1907
Farm	U*FRMSLE		119	375	631	887
Federal Civ. Empl. Pension (Disability)	SC1400	2919				
Federal Civ. Empl. Pension--See Pension						
Federal Civil Service or Other for Widow	SC1436	2936				
Financial Investments, Other	SC4704	5299				
Food Stamp Coverage	FOODSTP*		2644	2645	2646	2647
Food Stamps (\$)	I27AMT*		4302	4307	4312	4317
Food Stamps Payment for Family (\$)	F*-FDSTP		1199	1313	1427	1541
Food Stamps Payment for Household (\$)	H*-FDSTP		251	507	763	1019
Food Stamps Payment for Subfamily (\$)	S*-FDSTP		1655	1769	1883	1997
Food Stamps, Authorization to Receive	SC1480	2958				
Food Stamps, Authorization, Input. Flag	PP-IMP50	3198				
Food Stamps, Imputation Flags	I27IMP01:04		4353	4354	4355	4356
Food Stamps, Persons Covered (by #)	FSJ100:20	4322				
Food Stamps, Reciprocity	RECIPSUM	2407				
Food Stamps, Reciprocity	I27REC*		4298	4299	4300	4301
Foster Child Care Payments (\$)	I23AMT*		4176	4181	4186	4191
Foster Child Care Payments Coverage	FOSTKID*		2652	2653	2654	2655
Foster Child Care Payments, Input. Flags	I23IMP01:04		4227	4228	4229	4230
Foster Child Care Payments, Reciprocity	RECIPSUM	2403				
Foster Child Care Payments, Reciprocity	SC1492	2963				
Foster Child Care Payments, Reciprocity	I23REC*		4172	4173	4174	4175
Foster Child Care Pmts, Persons Cov by #	FCC3034:54	4196				
General Assistance (\$)	I21AMT*		4117	4122	4127	4132

INDEX TO SIPP RECTANGULAR CORE FILE

REFERENCE	MNEMONIC	INTV LOCA TION	MO 1 LOCA TION	MO 2 LOCA TION	MO 3 LOCA TION	MO 4 LOCA TION
General Assistance Income Coverage	GENASST*		2648	2649	2650	2651
General Assistance or Gen. Relief, Recip	SCI48B	2962				
General Assistance, Imputation Flags	I21IMP01:04		4171	4172	4173	4174
General Assistance, Persons Covered by #	GA3034:54	4137				
General Assistance, Reciprocity	RECIPSUM	2401				
General Assistance, Reciprocity	I21REC*		4113	4114	4115	4116
Geographic Identification: Metro Subsamp	H*-METRO		94	350	606	862
Geographic Identification: MSA/CMSA Code	H*-MSA		95	351	607	863
Geographic Identification: State	H*-STATE		92	348	604	860
GI Bill Education Benefits (\$)	I40AMT*		4641	4646	4651	4656
GI Bill Education Benefits, Input. Flags	I40IMP01:04		4661	4662	4663	4664
GI Bill Education Benefits, Reciprocity	RECIPSUM	2420				
GI Bill Education Benefits, Reciprocity	I40REC*		4637	4638	4639	4640
GI/VEAP Benefits	SCI662	3106				
Government Pensions--See Pension						
Government Securities	SC4402	5221				
Guardian Person Number, Preedited	U-PNGD	2191				
Half Sample Code for Variance Estimation	H*-HSC		89	345	601	857
Health Insurance Coverage	HIIND	2572				
Health Insurance Coverage	HIMNTH*		2573	2574	2575	2576
Health Insurance Coverage	SC1536:52	2995				
Health Insurance Coverage, Input. Flag	PP-IMP58:63	3206				
Health Insurance, Months Covered	SC1540:46		3001	3000	2999	2998
Health Insurance, Months, Input. Flag	PP-IMP60	3208				
Health Insurance, Persons Covered by #	SC1556:86	3006				
Health Insurance, Type of Plan	SC1548:52	3002				
Health Insurance, Type of Plan, Imp Flag	PP-IMP61:63	3209				
Highest Grade Attended	HIGRADE	2149				
Highest Grade Attended, Unedited	U-HIGRDE	2198				
Hours Worked <35, # of Weeks	SC1234:36	2815				
Hours Worked <35, # of Weeks, Imp Flag	PP-IMP26:27	3174				
Hours Worked Per Week at Business, Usual	SE12212	3450				
Hours Worked Per Week at Business, Usual	SE22212	3556				
Hours Worked Per Week at W/S Job, Usual	WS1-2024	3290				
Hours Worked Per Week at W/S Job, Usual	WS2-2024	3375				
Hours Worked Per Week, Usual	SC1230:32	2812				
Hours Worked Per Week, Usual, Imp Flag	PP-IMP25	3173				
Household Compos. Change, Month-to-Month	HCHANGE*	2224	2220	2221	2222	2223
Household Composition Change	H*-0018:24		152	408	664	920
Household Composition Change--See Movers						
Household Food Stamp Payment (\$)	H*-FDSTP		251	507	763	1019
Household Income, AFDC (\$)	H*-AFDC		245	501	757	1013
Household Income, Cash Transfer (\$)	H*-TRAN		201	457	713	969
Household Income, Earnings (\$)	H*-EARN		186	442	698	954
Household Income, Noncash (\$)	H*NONCSH		215	471	727	983
Household Income, Other (\$)	H*-OTHER		208	464	720	976
Household Income, Property Income (\$)	H*-PROP		193	449	705	961
Household Income, Social Security (\$)	H*SOCSEC		221	477	733	989
Household Income, SSI (\$)	H*-SSI		227	483	739	995
Household Income, Total (\$)	H*TOTINC		178	434	690	946

INDEX TO SIPP RECTANGULAR CORE FILE

REFERENCE	MNEMONIC	INTV LOCA TION	MO 1 LOCA TION	MO 2 LOCA TION	MO 3 LOCA TION	MO 4 LOCA TION
Household Income, Unemployment (\$)	H*-UNEMP		233	489	745	1001
Household Income, Veterans Payments (\$)	H*-VETS		239	495	751	1007
Household Membership Status	U-MEMEM	2161				
Household Relationship-See Relationship						
Household Size	H*-NP	1200	60	316	572	828
Household Size, Previous (New Persons)	SC0906:08	2691				
Householder's Person Number	H*REPPER	1067	55	311	567	823
Households, # in Sample Unit by Month	SUHCNT*	24	16	18	20	22
Households, # in Sample Unit, Total	SU-TOTHH		26	314	602	890
Identification Number of Sample Unit	SU-ID	6				
Imputation Flags	PP-IMP01:99	3149				
Imputation Flags	PPIMP100:07	3237				
Imputation Flags	WS1IMP02:06	3320				
Imputation Flags	WS1CAL01:04	3326				
Imputation Flags	WS2IMP02:06	3405				
Imputation Flags	WS2CAL01:04	3411				
Imputation Flags	SE1IMP01:11	3506				
Imputation Flags	SE1CAL01:04	3517				
Imputation Flags	SE2IMP01:11	3612				
Imputation Flags	SE2CAL01:04	3623				
Imputation Flags	G2-IMP01:27	5321				
Incidental or Casual Earnings (\$)	I55AMT*		4809	4814	4819	4824
Incidental or Casual Earnings, Imp Flags	I55IMP01:04		4829	4830	4831	4832
Incidental or Casual Earnings, Recip.	RECIPSUM	2435				
Incidental or Casual Earnings, Recip.	I55REC*		4805	4806	4807	4808
Income from Life Insurance or Annuity	SC1382	2911				
Income from Life Insurance, Imput. Flag	PP-IMP38	3186				
Income Reciprocity Summary	RECIPSUM	2381				
Income Source Codes	INCSOURC	2577				
Income Source Codes (Not Elsewhere Cov)	SC1706:10	3137				
Income Types Received	RECIPSUM	2381				
Income Types Received	INCSOURC	2577				
Income Types Received Same as Prev. Wave	SC1251:82	2826				
Income Types Received, New: Imp. Flags	PP-IMP93:96	3230				
Income Types Received, Same: Imp. Flags	PP-IMP85:92	3222				
Income Types Received, New Since Last Wave	SC1284:1322	2839				
Income, 5 Types Combined (\$)	I75AMT*		4865	4871	4877	4883
Income, 5 Types Combined, Imputation Flg	I75IMP01:04		4889	4890	4891	4892
Income, 5 Types Combined, Reciprocity	RECIPSUM	2455				
Income, 5 Types Combined, Reciprocity	I75REC*		4861	4862	4863	4864
Income, Earnings Total (\$)	PP-EARN*		2265	2272	2279	2286
Income, Other Cash (\$)	I56AMT*		4837	4842	4847	4852
Income, Other Cash, Imputation Flags	I56IMP01:04		4857	4858	4859	4860
Income, Other Cash, Reciprocity	RECIPSUM	2436				
Income, Other Cash, Reciprocity	I56REC*		4833	4834	4835	4836
Income, Other Total (\$)	PPOTHER*		2353	2360	2367	2374
Income, Person's Total (\$)	PPTOTIN*		2233	2241	2249	2257
Income, Property Total (\$)	PP-PROP*		2293	2301	2309	2317
Income, Transfer Total (\$)	PP-TRAN*		2325	2332	2339	2346
Incorporation of Business	SE12220	3455				

INDEX TO SIPP RECTANGULAR CORE FILE

REFERENCE	MNEMONIC	INTV LOCA TION	MO 1 LOCA TION	MO 2 LOCA TION	MO 3 LOCA TION	MO 4 LOCA TION
Incorporation of Business	SE22220	3561				
Incorporation of Business, Imput. Flag	SE1IMP05	3510				
Incorporation of Business, Imput. Flag	SE2IMP05	3616				
Industry	WS1-IND	3248				
Industry	WS2-IND	3333				
Industry	SE1IND	3418				
Industry	SE2IND	3524				
Industry, Imputation Flag	WS1IMP02	3321				
Industry, Imputation Flag	WS2IMP02	3406				
Industry, Imputation Flag	SE1IMP02	3507				
Industry, Imputation Flag	SE2IMP02	3613				
Insurance Income, New Since Last Wave	SC1304	2869				
Insurance Income, New Since Last Wave	SC1318	2875				
Insurance Income, Paid-Up Life (\$)	I36AMT*		4557	4562	4567	4572
Insurance Income, Paid-Up Life, for Wid.	SC1446	2940				
Insurance Income, Paid-Up Life, Imp Flag	PP-IMP38	3186				
Insurance Income, Paid-Up Life, Imp Flag	I36IMP01:04		4577	4578	4579	4580
Insurance Income, Paid-Up Life, Recip.	RECIPSUM	2416				
Insurance Income, Paid-Up Life, Recip.	SC1382	2911				
Insurance Income, Paid-Up Life, Recip.	I36REC*		4553	4554	4555	4556
Insurance Income, Priv Disability, Imp Flag	I13IMP01:04		4046	4047	4048	4049
Insurance Income, Private Disability	RECIPSUM	2393				
Insurance Income, Private Disability	SC1396	2917				
Insurance Income, Private Disability (\$)	I13AMT*		4026	4031	4036	4041
Insurance Income, Private Disability, Re	I13REC*		4022	4023	4024	4025
Interest from Bonds/Funds in Own Name(\$)	OINT104*		4959	4963	4967	4971
Interest from Bonds/Funds, Joint (\$)	JINT104*		4939	4943	4947	4951
Interest from Bonds/Funds, Joint, (\$) ⁴ Mo	SC4412	5226				
Interest from Bonds/Funds, Own (\$) ⁴ Mo.	SC4420	5233				
Interest from Bonds/Funds: Imp. Flags	G2-IMP05:08	5325				
Interest from Bonds/Funds: Imp. fr. Act. Bal	JCALC104	4975				
Interest from Bonds/Funds: Imp. fr. Act. Bal	OCALC104	4976				
Interest from Sav.: Imput. from Act. Bal.	JCALC100	4933				
Interest from Sav.: Imput. from Act. Bal.	OCALC100	4934				
Interest from Savings in Own Name (\$)	OINT100*		4917	4921	4925	4929
Interest from Savings in Own Name(\$) ⁴ Mo	SC4320	5214				
Interest from Savings, Imputation Flags	G2-IMP02:04	5322				
Interest from Savings, Joint (\$)	JINT100*		4897	4901	4905	4909
Interest from Savings, Joint (\$) ⁴ Mo.	SC4312	5207				
Interest--See also Mortgage Interest						
Interest-Earning Assets, Other, Ownership	ASSETSUM	2463				
Interest-Earning Checking Accounts	SC4306	5204				
Interview Status: by Month	PP-MIS-*	2011	2007	2008	2009	2010
Interview Status: Coverage	H*-0010:24		148	404	660	916
Interview Status: Monthly	H*-MIS	1074	62	318	574	830
Interview Status: Number of Phone Calls	U*TOTPHN		143	399	655	911
Interview Status: Number of Visits	U*TOTVST		141	397	653	909
Interview Status: Person Number of Proxy	IT7B	2669				
Interview Status: Phone Interview	IT12	2686				

INDEX TO SIPP RECTANGULAR CORE FILE

REFERENCE	MNEMONIC	INTV LOCA TION	MO 1 LOCA TION	MO 2 LOCA TION	MO 3 LOCA TION	MO 4 LOCA TION
Interview Status: Reason for Noninterv.	H*ITM36B		132	388	644	900
Interview Status: Self or Proxy	IT7A	2668				
Interview Status: Self, Proxy or Refusal	PF-INTVW	2006				
Interview Status: Type 2	IT7C	2672				
Interview Time in Minutes	IT9B	2677				
Interviewer Code	H*-INTCD		115	371	627	683
Investments, Other, Ownership	ASSETSUM	2468				
Investments--See Assets						
JTPA/CEIA Training Allowance	SC1674	3112				
Kitchen Facilities	H*-KTCHN		100	356	612	868
Kitchen Facilities, Unadited	U*-KTCHN		121	377	633	889
Legal Form of Organization	SE12220:22	3455				
Legal Form of Organization	SE22220:22	3561				
Legal Form of Organization, Imput. Flag	SE1IMPOS:06	3510				
Legal Form of Organization, Imput. Flag	SE2IMPOS:06	3616				
Life Insurance--See Insurance Income						
Loan, Student	SC1676:78	3113				
Local Government Pension--See Pension						
Looking for Work or Layoff	SC1002	2696				
Looking for Work or Layoff	SC1176	2784				
Looking for Work or Layoff, Imput. Flag	PI-IMP01:02	3149				
Looking for Work or Layoff, Imput. Flag	PP-IMP17:18	3165				
Looking for Work or Layoff, Spec. Weeks	SC1004:40	2697				
Looking for Work or Layoff, Spec. Weeks	SC1178:1214	2785				
Low Income Cutoff (Annual \$)	H*-POVS		173	429	685	941
Low Income Cutoff (Annual \$)	F*-POVS		1127	1241	1355	1469
Low Income Cutoff (Annual \$)	S*-POVS		1583	1697	1811	1925
Lump Sum Payments (\$)	I52AMT*		4725	4730	4735	4740
Lump Sum Payments, Imputation Flags	I52IMP01:04		4745	4746	4747	4748
Lump Sum Payments, Reciprocity	REGIPSUM	2432				
Lump Sum Payments, Reciprocity	I52REC*		4721	4722	4723	4724
Marital History	SC1418	2928				
Marital History, Imputation Flag	PP-IMP43	3191				
Marital Status	MS-*	2101	2097	2098	2099	2100
Marital Status	SC1414	2926				
Marital Status, Preeditd	U-MS	2187				
Marital Status, Previous Wave	PW-MS	2070				
Means-Tested Benefits, Receipt of	H*-MEANS		170	426	682	938
Means-Tested Cash Benefits, Receipt of	H*-CASH		171	427	683	939
Means-Tested Cash Transfer Inc of Fam(\$)	F*-TRAN		1155	1269	1383	1497
Means-Tested Cash Transfer Inc of HH (\$)	H*-TRAN		201	457	713	969
Means-Tested Cash Transfer Inc of Sub(\$)	S*-TRAN		1611	1725	1839	1953
Means-Tested Cash Transfer Income (\$)	PP-TRAN*		2325	2332	2339	2346
Means-Tested Noncash Benefits, Rec. of	H*NCASHB		172	428	684	940
Means-Tested Noncash Income (\$)	H*NONCSH		215	471	727	983
Medicaid	SC1502:36	2969				
Medicaid Coverage	MEDICAID	2547				
Medicaid Coverage	CAIDCOV*		2548	2549	2550	2551
Medicaid Coverage,	SC1504	2970				
Medicaid Coverage, Imputation Flags	PP-IMP97	3234				

INDEX TO SIPP RECTANGULAR CORE FILE

REFERENCE	MEMONIC	INTV LOCA TION	MO 1 LOCA TION	MO 2 LOCA TION	MO 3 LOCA TION	MO 4 LOCA TION
Medicaid, Imputation Flag	PP-IMP53:57	3201				
Medicaid, Months Covered	SC1528:36		2994	2993	2992	2991
Medicaid, Months Covered, Imput. Flag	PP-IMP56:57	3204				
Medicaid, Person #'s of Covered Children	SC1510:20	2972				
Medicare Claim # (last 2 digits)	SC1466	2950				
Medicare Coverage	CAREQDV*		2543	2544	2545	2546
Medicare Coverage Type	SC1468:72	2952				
Medicare Coverage, Imputation Flags	PP-IMP48:49	3196				
Metropolitan Statistical Area (Selected)	H*-MSA		95	351	607	863
Metropolitan Subsample	H*-METRO		94	350	606	862
Military Pension--See also Pension						
Military Retira. Pay, New Since Last Wave	SC1310	2872				
Military Retirement Pay	SC1370	2905				
Military Retirement Pay for Disability	SC1402	2920				
Military Retirement Pay for Widow	SC1438	2937				
Military Service, Previous--See Veteran						
Military Service--See Armed Forces Status						
Money Market Deposit Accounts, Own. (New)	SC1628	3090				
Money Market Deposit Accounts, Ownership	ASSETSUM	2457				
Money Market Deposit Accounts, Ownership	SC4302	5202				
Money Market Funds, Ownership	ASSETSUM	2460				
Money Market Funds, Ownership	SC4400	5220				
Money Market Funds, Ownership (New)	SC1636	3093				
Month Job Ended	WS1-2020	3286				
Month Job Ended	WS2-2020	3371				
Month Job Started	WS1-2016	3282				
Month Job Started	WS2-2016	3367				
Month of Birth, Praeditad	U-BRTHMN	2178				
Month of Interview	H*ITM38B		139	395	651	907
Month of Interview, Unedited	IT8MTH	2673				
Month of Reference, Calendar	H*-MONTH		45	301	557	813
Month of Reference, Calendar	F*-MONTH		1093	1207	1321	1435
Month of Reference, Calendar	S*-MONTH		1549	1663	1777	1891
Month of Visit	U*ITM38B		139	395	651	907
Month Person Entered this Address	U-MONENT	2168				
Month Person Left this Address	U-MONLFT	2166				
Month-to-Month Change in Family Compos.	FCHANGE*		2225	2226	2227	2228
Month-to-Month Change in HH Composition	HCHANGE*	2224	2220	2221	2222	2223
Month-to-Month Change in Subfamily Comp.	SCHANGE*		2229	2230	2231	2232
Monthly Earnings Before Deductions (\$)	WS1-2032:38		3313	3308	3303	3298
Monthly Earnings Before Deductions (\$)	WS2-2032:38		3398	3393	3388	3383
Monthly Earnings, Imputation Flag	WS1CAL01:04		3326	3327	3328	3329
Monthly Earnings, Imputation Flag	WS2CAL01:04		3411	3412	3413	3414
Monthly Health Insurance Coverage	SC1540:46		3001	3000	2999	2998
Monthly Health Insurance, Imput. Flag	PP-IMP60	3208				
Monthly Income of Business (\$)	SE12238:44		3485	3480	3475	3470
Monthly Income of Business (\$)	SE22238:44		3591	3586	3581	3576
Monthly Income of Business (\$), Imp Flag	SE1CAL01:04		3517	3518	3519	3520
Monthly Income of Business (\$), Imp Flag	SE2CAL01:04		3623	3624	3625	3626
Monthly Medicaid Coverage	SC1528:36		2994	2993	2992	2991

INDEX TO SIPP RECTANGULAR CORE FILE

REFERENCE	MNEMONIC	INTV LOCA TION	MO 1 LOCA TION	MO 2 LOCA TION	MO 3 LOCA TION	MO 4 LOCA TION
Monthly Medicaid Coverage, Imput. Flag	PP-IMP56:57	3204				
Mortgage Interest Earned, Imput. Flag	G2-IMP24:26	5344				
Mortgage Interest Earned, Joint (\$)	JMAM130*		5137	5141	5145	5149
Mortgage Interest Earned, Joint (\$) 4 Mo	SC4712	5303				
Mortgage Interest Earned, Own (\$)	OMAM130*		5161	5165	5169	5173
Mortgage Interest Earned, Own (\$) 4 Mo.	SC4716	5309				
Mortgage Interest Received, Joint	JMORTYN*		5133	5134	5135	5136
Mortgage Interest Received, Own Name	OMORTYN*		5157	5158	5159	5160
Mortgage Interest, Imputation Flags	G2-IMP23:26	5343				
Mortgages	SC4700	5297				
Mortgages Held, In Own Name	OMIGNYN*		5153	5154	5155	5156
Mortgages Held, Joint	JMIGNYN*		5129	5130	5131	5132
Mortgages, Ownership	ASSETSUM	2466				
Mortgages, Ownership-New Since Last Wave	SC1642	3096				
Movers: Day Entered this Address	U-DAYENT	2298				
Movers: Day Left this Address	U-DAYLFT	2170				
Movers: Did All Household Members Move?	H*-0018		152	408	664	920
Movers: Month Entered this Address	U-MONENT	2168				
Movers: Month Left this Address	U-MONLFT	2166				
Movers: New Household Members	H*-0020		153	409	665	921
Movers: Reason for Joining New Household	U-REAENT	2164				
Movers: Reason for Leaving Household	U-REALFT	2162				
MSA/CMSA Code (Selected)	H*-MSA		95	351	607	863
Municipal or Corporate Bonds, Ownership	ASSETSUM	2462				
National Guard or Reserve Pay (\$)	I54AMT*		4781	4786	4791	4796
National Guard or Reserve Pay, Imp Flags	I54IMP01:04		4801	4802	4803	4804
National Guard or Reserve Pay, Recip	I54REC*		4777	4778	4779	4780
National Guard or Reserve Pay, Recip.	RECIPSUM	2434				
Net Profit of Business (Over 4 Mo.) (\$)	SE12256	3495				
Net Profit of Business (Over 4 Mo.) (\$)	SE22256	3601				
Net Profit of Business, Imputation Flag	SE1IMP10	3515				
Net Profit of Business, Imputation Flag	SE2IMP10	3621				
New Persons in Sample: Imputation Flags	PP-IMP84	3221				
New Persons in Sample: Prev. HH Size	SC0906:08	2691				
New Persons in Sample: Prev. Residence	SC0902:12	2689				
New Persons in Sample: Prev. Relationship	SC0910:12	2693				
Noncash Benefits, Receipt of	H*NCASHB		172	428	684	940
Noncash Income of Household (\$)	H*NONCSH		215	471	727	983
NOW Accounts, Ownership	ASSETSUM	2459				
Occupation	WS1-OCC	3245				
Occupation	WS2-OCC	3330				
Occupation	SE1OCC	3415				
Occupation	SE2OCC	3521				
Occupation, Imputation Flag	WS1IMP01	3320				
Occupation, Imputation Flag	WS2IMP01	3405				
Occupation, Imputation Flag	SE1IMP01	3506				
Occupation, Imputation Flag	SE2IMP01	3612				
Own Children in Family, Number	F*OWNKID		1111	1225	1339	1453
Own Children in Subfamily, Number	S*OWNKID		1567	1681	1795	1909
Own Children Under 18 in Family, Number	F*OKLT18		1113	1227	1341	1455

INDEX TO SIPP RECTANGULAR CORE FILE

REFERENCE	MNEMONIC	INTV LOCA TION	MO 1 LOCA TION	MO 2 LOCA TION	MO 3 LOCA TION	MO 4 LOCA TION
Own Children Under 18 in Subfam., Number Panel	S*OKLT18		1569	1683	1797	1911
Parent Person Number	H*-SAMPL		112	368	624	880
Parent Person Number, Previous Wave	PNPT-*	2145	2133	2136	2139	2142
Part Time Work	PW-PNPT	2074				
Part Time Work, Imputation Flag	SC1234:38	2815				
Partners in Business, Person Numbers	PP-IMP26:28	3174				
Partners in Business, Person Numbers	SE12224:30	3457				
Partners in Business, Person Numbers	SE22224:30	3563				
Paycheck Frequency	WS1-2030	3292				
Paycheck Frequency	WS2-2030	3377				
Paycheck Frequency, Imputation Flag	WS1IMP06	3320				
Paycheck Frequency, Imputation Flag	WS2IMP06	3405				
Pell Grant	SC1554	3107				
Pension (Disability)	SC1398:1410	2918				
Pension (Retirement)	SG1366:78	2903				
Pension (Retirement), Imputation Flag	PP-IMP37	3185				
Pension for Widow	SC1434:44	2935				
Pension for Widow, Imputation Flag	PP-IMP46	3194				
Pension from Company or Union (\$)	I30AMT*		4417	4422	4427	4432
Pension from Company or Union (Disabil.)	SC1398	2918				
Pension from Company or Union for Widow	SC1434	2935				
Pension from Company or Union, Imp Flags	I30IMP01:04		4437	4438	4439	4440
Pension from Company or Union, Recip	RECIPSUM	2410				
Pension from Company or Union, Recip	I30REC*		4413	4414	4415	4416
Pension, Federal Civilian (\$)	I31AMT*		4445	4450	4455	4460
Pension, Federal Civilian, Imp Flags	I31IMP01:04		4465	4466	4467	4468
Pension, Federal Civilian, Reciprocity	RECIPSUM	2411				
Pension, Federal Civilian, Reciprocity	I31REC*		4441	4442	4443	4444
Pension, Local Government	SC1376	2907				
Pension, Local Government (\$)	I35AMT*		4529	4534	4539	4544
Pension, Local Government, (Disability)	SC1408	2922				
Pension, Local Government, for Widow	SC1444	2939				
Pension, Local Government, Imp Flags	I35IMP01:04		4549	4550	4551	4552
Pension, Local Government, Reciprocity	RECIPSUM	2415				
Pension, Local Government, Reciprocity	I35REC*		4525	4526	4527	4528
Pension, Military Retirement (\$)	I32AMT*		4473	4478	4483	4488
Pension, Military Retirement, Imp Flags	I32IMP01:04		4493	4494	4495	4496
Pension, Military Retirement, Recip.	RECIPSUM	2412				
Pension, Military Retirement, Reciprocity	I32REC*		4469	4470	4471	4472
Pension, New Since Last Wave	SC1306:16	2870				
Pension, State Government	SC1374	2906				
Pension, State Government (\$)	I34AMT*		4501	4506	4511	4516
Pension, State Government, (Disability)	SC1406	2921				
Pension, State Government, for Widow	SC1442	2938				
Pension, State Government, Imputation Fl	I34IMP01:04		4521	4522	4523	4524
Pension, State Government, Reciprocity	RECIPSUM	2414				
Pension, State Government, Reciprocity	I34REC*		4497	4498	4499	4500
Pensions or Annuities for Widow	SC1426:52	2932				
Pensions or Annuities for Widow, Imp Flg	PP-IMP45	3193				
Person * of Family Reference Person	F*REFPER		1227	1341	1455	1569

INDEX TO SIPP RECTANGULAR CORE FILE

REFERENCE	MNEMONIC	INTV LOCA TION	MO 1 LOCA TION	MO 2 LOCA TION	MO 3 LOCA TION	MO 4 LOCA TION
Person # of Guardian, Preedited	U-PNGD	2191				
Person # of Household Reference Person	H*REFPER	1067	55	311	567	823
Person # of Parent	PNPT-*	2145	2133	2136	2139	2142
Person # of Parent, Preedited	U-PNPT	2184				
Person # of Proxy	IT7B	2669				
Person # of Respondent	U*CCRSPP		145	401	657	913
Person # of Spouse	PNSP-*	2130	2118	2121	2124	2127
Person # of Spouse of Reference Person	F*SPOUSE		1104	1218	1332	1446
Person # of Spouse of Reference Person	S*SPOUSE		1560	1674	1788	1902
Person # of Spouse, Preedited	U-PNSP	2188				
Person # of Subfamily Reference Person	S*REFPER		1555	1669	1783	1897
Person # of this Person, Edited	PP-PNUM	2014				
Person # of this Person, Preedited	U-PNUM	2157				
Person # of this Person, Previous	SC0066	2217				
Person #'s: Business Partners in HH	SEL2224:30	3457				
Person #'s: Business Partners in HH	SE22224:30	3563				
Person #'s: Covered by AFDC	AFDC3034:54	4078				
Person #'s: Covered by Food Stamps	FS3100:20	4322				
Person #'s: Covered by Foster Child Pmts	FCC3034:54	4196				
Person #'s: Covered by Gen. Assistance	GA3034:54	4137				
Person #'s: Covered by Health Insurance	SC1554:86	3005				
Person #'s: Covered by Medicaid(Children	SC1510:20	2972				
Person #'s: Covered by Other Welfare	OW3034:54	4255				
Person #'s: Covered by Railroad Retire.	RR3086:98	3763				
Person #'s: Covered by Soc Sec(Children)	SS3086:98	3682				
Person #'s: Covered by Veterans Payments	VET3034:54	3929				
Persons in Family	F*NUMPER		1097	1211	1325	1439
Persons in Household	H*-NP	1200	60	316	572	828
Persons in Household (Noninterview)	H*-SIZE		110	366	622	878
Persons in Household (Noninterview)	U*-SIZE		136	392	648	904
Persons in Subfamily	S*NUMPER		1553	1667	1781	1895
Poverty Threshold (Annual \$)	H*-POVS		173	429	685	941
Poverty Threshold (Annual \$)	F*-POVS		1127	1241	1355	1469
Poverty Threshold (Annual \$)	S*-POVS		1583	1697	1811	1925
Preinterview Time for Transcrip.-Minutes	IT11B	2683				
Previous Entry Address ID (Rare)	SC0064	2215				
Previous Person Number (Rare)	SC0066	2217				
Previous Rotation Group (Rare)	PREV-ROT	2214				
Previous Sample Unit ID (Rare)	PREV-ID	2205				
Previous Wave Address ID	PW-ADDID	2067				
Previous Wave Child/Adult Status	PW-POPST	2077				
Previous Wave Interview Status	H*-INT1		63	319	575	831
Previous Wave Interview Status	PW-INTW	2079				
Previous Wave Marital Status	PW-MS	2070				
Previous Wave Person Number of Parent	PW-PNPT	2074				
Previous Wave Person Number of Spouse	PW-PNSP	2071				
Previous Wave Relation. to Ref. Person	PW-RRP	2069				
Previous Wave, Entry Since, Reason	U-REAENT	2164				
Previous Wave, Exit Since, Reason	U-REALFT	2162				
Previous Wave, in SIPP Universe	PW-ADDIT	2078				

INDEX TO SIPP RECTANGULAR CORE FILE

REFERENCE	MNEMONIC	INTV LOCA TION	MO 1 LOCA TION	MO 2 LOCA TION	MO 3 LOCA TION	MO 4 LOCA TION
Property Income of Family (\$)	F*-PROP		1147	1261	1375	1489
Property Income of Household (\$)	H*-PROP		193	449	705	961
Property Income of Subfamily (\$)	S*-PROP		1603	1717	1831	1945
Property Income, Total (\$)	PP-PROP*		2293	2301	2309	2317
Proxy Interview	PP-INTVW	2006				
Proxy, Unedited Person Number of PSU, Segment & Serial #s (Scrambled)	IT7B SU-ID	2669 6				
Public Housing, Residence In	H*-PUBHS		106	362	618	874
Public Housing, Residence In, Unedited Race	U*-PUBHS RACE		127	383	639	595
Race of Reference Person (Noninterview)	H*-RACE		108	364	620	876
Race of Reference Person (Noninterview)	U*-RACE		134	390	646	902
Race, Preedited	U-RACE	2195				
Railroad Retirement (Disability)	SC1390	2915				
Railroad Retirement (for Widow)	SC1428	2933				
Railroad Retirement (Retirement)	SC1364	2902				
Railroad Retirement Coverage	RAILRD*		2664	2665	2666	2667
Railroad Retirement for Child, Imp. Flag	IO2IMP06:09		3789	3790	3791	3792
Railroad Retirement for Whom, Imp. Flag	IO2IMP05	3788				
Railroad Retirement Imputation Flags	IO2IMP01:04		3784	3785	3786	3787
Railroad Retirement Income (\$)	IO2AMT*		3714	3719	3724	3729
Railroad Retirement Income for Child (\$)	KDRRAMT*		3738	3742	3746	3750
Railroad Retirement, New Since Last Wave	SC1298	2867				
Railroad Retirement, Recip. for Children	RR3068	3764				
Railroad Retirement, Reciprocity	RECIPSUM	2382				
Railroad Retirement, Reciprocity	IO2REC*		3710	3711	3712	3713
Railroad Retirement, Reciprocity for Whom	RR3006:12	3756				
Railroad Retirement, Reciprocity Type	RRRECIND	3754				
Railroad Retirement, Type of Check	SS3064:66	3760				
Reason Could Not Take a Job	SG1042:44	2716				
Reason Could Not Take a Job	SG1218	2805				
Reason Could Not Take a Job, Input. Flag	PP-IMP04	3152				
Reason Could Not Take a Job, Input. Flag	PP-IMP20	3168				
Reason for Absence from Job	SC1098	2745				
Reason for Absence from Job	SC1174	2783				
Reason for Absence from Job, Input. Flag	PP-IMP12	3160				
Reason for Absence from Job, Input. Flag	PP-IMP16	3164				
Reason for Entering New Address	U-REAENT	2164				
Reason for Getting Social Security	SC1346:48	2892				
Reason for Leaving Previous Wave Address	U-REALFT	2162				
Reason for Not Looking for Work	SC1054	2722				
Reason for Not Looking for Work	SC1228	2810				
Reason for Not Looking for Work, Imp Flg	PP-IMP08	3156				
Reason for Not Looking for Work, Imp Flg	PP-IMP24	3172				
Reason for Part-Time Work	SC1238	2818				
Reason for Part-Time Work, Input. Flag	PP-IMP28	3176				
Receipt of Cash Benefits	H*-CASH		171	427	683	939
Receipt of Means-Tested Benefits	H*-MEANS		170	426	682	938
Receipt of Noncash Benefits	H*NCASHB		172	428	684	940
Record Sequence within Sample Unit	PP-RCSEQ	2003				

INDEX TO SIPP RECTANGULAR CORE FILE

REFERENCE	MNEMONIC	INTV TION	MO 1 LOCA TION	MO 2 LOCA TION	MO 3 LOCA TION	MO 4 LOCA TION
Reduction Group Code	SU-RGC	40				
Reference Person, Person #	H*REFFER	1067	55	311	567	823
Relationship to Ref. Person, Prev. Wave	PW-RRP	2069				
Relationship to Reference Person	RRP-*	2084	2080	2081	2082	2083
Relationship to Reference Person, Precredit	U-RRP	2160				
Relationship to Sub/Secondary Fam. Ref.	FAMREL-*	2111	2107	2108	2109	2110
Relationship, Previous (New Persons)	SCO910:12	2693				
Relatives or Friends, Money from (\$)	I51AMT*		4697	4702	4707	4712
Relatives or Friends, Money from, Imp Fl	I51IMP01:04		4717	4718	4719	4720
Relatives or Friends, Money from, Recip.	RECIPSUM	2431				
Relatives or Friends, Money from, Recip.	I51REC*		4693	4694	4695	4696
Rent-Government Assistance	H*-LORNT		107	363	619	875
Rent-Government Assistance, Unedited	U*-LORNT		129	385	641	897
Rental Income Received in Own Name	O120YN-*		5081	5082	5083	5084
Rental Income Received, Joint	J120YN-*		5057	5058	5059	5060
Rental Income Received, Joint with Other	OJ120YN*		5105	5106	5107	5108
Rental Income, Amt. Cleared with Other(\$)	OJRT120*		5109	5114	5119	5124
Rental Income, Amt. Cleared with Other(\$)	SC4620	5291				
Rental Income, Amt. Cleared, Joint (\$)	JRNT120*		3061	5066	5071	5076
Rental Income, Amt. Cleared, Joint(\$) ⁴ Mo	SC4606	5272				
Rental Income, Amt. Cleared, Own (\$) ⁴ Mo	SC4614	5284				
Rental Income, Amt. Cleared, Own Name(\$)	ORNT120*		5085	5090	5095	5100
Rental Income, Gross, Imputation Flags	G2-IMP16:22	5336				
Rental Income, Gross, in Own Name(\$) ⁴ Mo	SC4612	5279				
Rental Income, Gross, Joint (\$) ⁴ Mo.	SC4604	5267				
Rental Income, Imputation Flags	G2-IMP15:22	5335				
Rental Property, Ownership	ASSETSUM	2465				
Rental Property, Ownership (New)	SC1650	3100				
Retirement	SC1360	2900				
Retirement Income Types	SC1360:80	2900				
Retirement Income Types, Imputation Flag	PP-IMP35:37	3183				
Retirement, et al, Other Payments (\$)	I38AMT*		4613	4618	4623	4628
Retirement, et al, Other Payments, Recip	RECIPSUM	2418				
Retirement, et al, Other Payments, Recip	I38REC*		4609	4610	4611	4612
Retirement, et al, Other Pmts, Imp Flags	I38IMP01:04		4633	4634	4635	4636
Roomers or Boarders, Income from (\$)	I53AMT*		4753	4758	4763	4768
Roomers or Boarders, Income from, Imp Fl	I53IMP01:04		4773	4684	4775	4776
Roomers or Boarders, Income From, Recip	I53REC*		4749	4750	4751	4752
Roomers or Boarders, Income from, Recip.	RECIPSUM	2433				
Rotation Group	SU-ROT	15				
Rotation Group, Previous (Rare)	PREVROT	2214				
Royalties	SC4702	5298				
Royalties or Other Invest. Income(\$) ⁴ Mo	SC4720	5315				
Royalties or Other Investment Income	O4050YN*		5177	5178	5179	5180
Royalties or Other Investment Income (\$)	RAM4050*		5181	5186	5191	5196
Royalties or Other Investment, Imp Flag	G2-IMP27	5347				
Royalties, Ownership	ASSETSUM	2467				
Royalties, Ownership (New)	SC1652	3101				
Salary--See Earnings						
Sample Unit Identification No., Previous	PREV-ID	2205				

INDEX TO SIPP RECTANGULAR CORE FILE

REFERENCE	MNEMONIC	INTV LOCA TION	MO 1 LOCA TION	MO 2 LOCA TION	MO 3 LOCA TION	MO 4 LOCA TION
Sample Unit Identification Number	SU-ID	6				
Savings Accounts, in Own Name	O100YN-*		4913	4914	4915	4916
Savings Accounts, Joint	J100YN-*		4893	4894	4895	4896
Savings Accounts, Ownership	ASSETSUM	2456				
Savings Accounts, Ownership (New)	SC1626:30	3089				
Savings Accounts, Regular/Passbook	SC4300	5201				
Scholarship, Fellowship or Grant, ex.VA	SC1670	3112				
School Breakfast	H*-BREAK		259	515	771	1027
School Breakfast	H*-4840:46		279	535	791	1047
School Breakfast, Imputation Flag	H*-IMP17:20		295	551	807	1063
School Lunches	H*-LUNCH		258	514	770	1026
School Lunches	H*-4828:38		271	527	783	1039
School Lunches, Imputation Flag	H*-IMP11:16		289	545	801	1057
Secondary Family: Family Number	FAMNUM-*	2116	2112	2113	2114	2115
Secondary Family: Relationship	FAMREL-*	2111	2107	2108	2109	2110
Securities, U.S. Government, Own. (New)	SC1638	3094				
Securities, U.S. Government, Ownership	ASSETSUM	2461				
Segment Type	H*-SEG		114	370	626	882
Self Empl: Total Inc. for Bus. by Mo.(\$)	SE12238:44	3469				
Self Empl: Total Inc. for Bus. by Mo.(\$)	SE22238:44	3575				
Self Empl: Total Inc. for Bus., Imp Flag	S31CAL01:04		3517	3518	3519	3520
Self Empl: Total Inc. for Bus., Imp Flag	S32CAL01:04		3623	3624	3625	3626
Self-Employment Businesses, * in Samp.Un	SU-TOTSE	34				
Self-Employment Income (\$)	SE1AMT*		3429	3434	3439	3444
Self-Employment Income (\$)	SE2AMT*		3535	3540	3545	3550
Self-Employment Income, Reciprocity	SE1REC*		3425	3426	3427	3428
Self-Employment Income, Reciprocity	SE2REC*		3531	3532	3533	3534
Sequence Number of Sample Unit	SUSEQNUM	1				
Sex	SEX	2095				
Sex of Family Householder	F*-KIND		1110	1224	1338	1452
Sex of Reference Person (Noninterview)	H*-SEX		109	365	621	877
Sex of Reference Person (Noninterview)	U*-SEX		135	391	647	903
Sex of Subfamily Householder	S*-KIND		1566	1680	1794	1908
Sex, Preedited	U-SEX	2194				
Sick Pay (\$)	I12AMT*		3998	4003	4008	4013
Sick Pay, Imputation Flags	I12IMPO1:04		4018	4019	4020	4021
Sick Pay, Reciprocity	RECIPSUM	2392				
Sick Pay, Reciprocity	I12REC*		3994	3995	3996	3997
Size of Family	F*NUMPER		1097	1211	1325	1439
Size of Household	H*-NF	1200	60	316	572	828
Size of Household (Noninterview)	H*-SIZE		110	366	622	878
Size of Household (Noninterview)	U*-SIZE		136	392	648	904
Size of Subfamily	S*NUMPER		1553	1667	1781	1895
Social Security Coverage	SOCSEC*		2660	2661	2662	2663
Social Security Income (\$)	I01AMT*		3631	3636	3641	3646
Social Security Income for Ch, Imp. Flag	I01IMPO6:09		3706	3707	3708	3709
Social Security Income for Children (\$)	KDSSAMT*		3655	3659	3663	3667
Social Security Income of Family (\$)	F*SOCSEC		1169	1283	1397	1511
Social Security Income of Household (\$)	H*SOCSEC		221	477	733	989
Social Security Income of Subfamily (\$)	S*SOCSEC		1428	1542	1656	1770

INDEX TO SIPP RECTANGULAR CORE FILE

REFERENCE	MNEMONIC	INTV	MO 1	MO 2	MO 3	MO 4
		LOCA TION	LOCA TION	LOCA TION	LOCA TION	LOCA TION
Social Security Payments, Imput. Flag	PP-IMP32	3180				
Social Security Payments, Reason	SC1346:48	2892				
Social Security Payments, Receipt	SC1342	2890				
Social Security Pmts for Child, Imp Flg	PP-IMP33	3181				
Social Security Pmts for Children, Recip	SC1352	2897				
Social Security Pmts, New Since Last Wave	SC1286	2860				
Social Security Recip for Whom, Imp Flag	I01IMP05	3705				
Social Security Reciprocity	RECIPSUM	2381				
Social Security Reciprocity	I01REC*		3627	3628	3629	3630
Social Security Reciprocity for Children	SS3068	3681				
Social Security Reciprocity for Children	KIDSSYN*		3734	3735	3736	3737
Social Security Reciprocity for Whom	SS3006:12	3673				
Social Security Reciprocity Type	SSRECIND	3671				
Social Security, Imputation Flag	I01IMP01:04		3701	3702	3703	3704
Social Security, Type of Check	SS3064:66	3677				
Spouse Person Number	PNSP-*	2130	2118	2121	2124	2127
Spouse Person Number, Preedited	U-PNSP	2188				
Spouse Person Number, Previous Wave	PW-PNSP	2071				
SSI (\$)	I03AMT*		3797	3802	3807	3812
SSI Imputation Flags	I03IMP01:04		3817	3818	3819	3820
SSI Income of Family (\$)	F*-SSI		1175	1289	1403	1517
SSI Income of Household (\$)	H*-SSI		227	483	739	995
SSI Income of Subfamily (\$)	S*-SSI		1631	1745	1859	1973
SSI, Reciprocity	RECIPSUM	2383				
SSI, Reciprocity	SC1354	2898				
SSI, Reciprocity	I03REC*		3793	3794	3795	3796
SSI, Reciprocity, Imputation Flag	PP-IMP34	3182				
SSI, Reciprocity, New Since Last Wave	SC1288	2861				
State Government Pension--See Pension						
State of Residence	H*-STATE		92	348	604	860
State of Sample Unit at Inception	SU-STATE	38				
State Unemployment Comp--See Unemp Comp						
Stock Dividend Checks	SC4500	5239				
Stock Dividend Checks in Own Name	O110RYN*		4977	4998	4999	5000
Stock Dividend Checks, Imputation Flags	G2-IMP09:11	5329				
Stock Dividend Checks, Joint	J110RYN*		4977	4978	4979	4980
Stock Dividends Received in Own Name (\$)	ODIR110*		5001	5005	5009	5013
Stock Dividends Received, Imput. Flag	G2-IMP10	5330				
Stock Dividends Received, Joint	SC4504	5241				
Stock Dividends Received, Joint (\$)	JDIR110*		4981	4985	4989	4993
Stock Dividends Received, Own (\$) 4 Mo.	SC4508	5247				
Stock Dividends Reinvested	SC4512	5253				
Stock Dividends Reinvested, Imput. Flag	G2-IMP12:14	5332				
Stock Dividends Reinvested, Joint	J110CYN*		5017	5018	5019	5020
Stock Dividends Reinvested, Joint (\$)	JDIC110*		5021	5025	5029	5033
Stock Dividends Reinvested, Joint(\$) ⁴ Mo	SC4516	5255				
Stock Dividends Reinvested, Own (\$) ⁴ Mo	SC4518	5260				
Stock Dividends Reinvested, Own Name	O110CYN*		5037	5038	5039	5040
Stock Dividends Reinvested, Own Name(\$)	ODIC110*		5041	5045	5049	5053
Stocks or Mutual Funds, Ownership	ASSETSUM	2464				

INDEX TO SIPP RECTANGULAR CORE FILE

REFERENCE	MNEMONIC	INTV LOCA TION	MO 1 LOCA TION	MO 2 LOCA TION	MO 3 LOCA TION	MO 4 LOCA TION
Stocks or Mutual Funds, Ownership (New)	SC1648	3099				
Stratum Code for Variance Estimation	H*-STRAT		90	346	602	858
Student Aid	SC1660:78	3105				
Student Aid, Amount Per Term	SC1684:92	3122				
Student Aid, Amount Per Term, Imp Flag	PP-IMP80:82	3217				
Student Aid, Imputation Flag	PP-IMP76:77	3213				
Student Loan, Guaranteed	SC1676	3113				
Student Loan, National Direct	SG1678	3114				
Subfamilies, Number in Household	H*-SSCNT		53	309	565	821
Subfamily Compos. Change, Month-to-Month	SCHANGE*		2229	2230	2231	2232
Subfamily Food Stamps (\$)	S*-FDSTP		1655	1769	1823	1957
Subfamily Income, AFDC (\$)	S*-AFDC		1649	1763	1877	1991
Subfamily Income, Earnings (\$)	S*-EARN		1596	1710	1824	1938
Subfamily Income, Federal SSI (\$)	S*-SSI		1631	1745	1859	1973
Subfamily Income, Means-Tested Cash (\$)	S*-TRAN		1611	1725	1839	1953
Subfamily Income, Other (\$)	S*-OTHER		1618	1732	1846	1960
Subfamily Income, Property (\$)	S*-PROP		1603	1717	1831	1945
Subfamily Income, Social Security (\$)	S*SOCSEC		1625	1739	1853	1967
Subfamily Income, Total (\$)	S*TOTINC		1588	1702	1816	1930
Subfamily Income, Unemployment (\$)	S*-UNEMP		1637	1751	1865	1979
Subfamily Income, Veterans Payments (\$)	S*-VETS		1643	1757	1871	1985
Subfamily Membership	FAMTYP-*	2106	2102	2103	2104	2105
Subfamily Reference Person, Person #	S*REFPER		1555	1669	1783	1897
Subfamily Relationship	FAMREL-*	2111	2107	2108	2109	2110
Subfamily Sequence Number	S*-NUMBER		1547	1661	1775	1889
Subfamily Size	S*NUMBER		1553	1667	1781	1895
Subfamily Type: Sex of Householder	S*-KIND		1566	1680	1794	1908
Subfamily: Family Number	FAMNUM-*	2116	2112	2113	2114	2115
Subsidized Housing	H*-LORNT		107	363	619	875
Supplemental Educ. Opportunity Grant	SC1666	3108				
Supplemental Security Income--See SSI						
Tenure	H*-TENUR		105	361	617	873
Tenure, Unedited	U*-TENUR		126	382	638	894
Transfer Income of Family (\$)	F*-TRAN		1155	1269	1383	1497
Transfer Income of Household (\$)	H*-TRAN		201	457	713	969
Transfer Income of Subfamily (\$)	S*-TRAN		1611	1725	1839	1953
Transfer Income, Means-tested Total (\$)	PP-TRAN*		2325	2332	2339	2346
Tuition and Fees (\$)	SC1682	3116				
Tuition and Fees (\$), Imputation Flag	PP-IMP79	3216				
Type of Housing Unit	H*-LVQTR	1075	101	357	613	869
U.S. Government Securities, Ownership	ASSETSUM	2461				
Unemployment Benefits, Supplemental	SC1242	2821				
Unemployment Benefits, Supplemental (\$)	I06AMT*		3853	3858	3863	3868
Unemployment Benefits, Supplemental Rec	RECIPSUM	2386				
Unemployment Benefits, Supplemental, Imp	I06IMP01:04		3873	3874	3875	3876
Unemployment Benefits, Supplemental, Rec	I06REC*		3849	3850	3851	3852
Unemployment Compensation, Other (\$)	I07AMT*		3881	3886	3891	3896
Unemployment Compensation, Other, Imp Fl	I07IMP01:04		3901	3902	3903	3904
Unemployment Compensation, Other, Recip	RECIPSUM	2387				
Unemployment Compensation, Other, Recip.	I07REC*		3877	3878	3879	3880

INDEX TO SIPP RECTANGULAR CORE FILE

REFERENCE	MNEMONIC	INTV LOCA TION	MO 1 LOCA TION	MO 2 LOCA TION	MO 3 LOCA TION	MO 4 LOCA TION
Unemployment Compensation, State	SC1240	2820				
Unemployment Compensation, State (\$)	I05AMT*		3825	3830	3835	3840
Unemployment Compensation, State Imp Flg	I05IMP01:04		3845	3846	3847	3848
Unemployment Compensation, State, Recip	RECIPSUM	2385				
Unemployment Compensation, State, Recip.	I05REC*		3821	3822	3823	3824
Unemployment Compensation, State, Imp Flg	PP-IMP29	3177				
Unemployment Income of Family (\$)	F*-UNEMP		1181	1295	1409	1523
Unemployment Income of Household (\$)	H*-UNEMP		233	489	745	1001
Unemployment Income of Subfamily (\$)	S*-UNEMP		1637	1751	1865	1979
Union Pension--See Pension						
Unit Type	H*-LVQTR	1075	101	357	613	869
Unit Type, Unedited	U*-LVQTR		122	378	634	890
Units in Structure	H*-UNITS		103	359	615	871
Units in Structure, Unedited	U*-UNITS		124	380	636	892
VA Educational Assistance Prog., Other	SC1568	3111				
VA Income Questionnaire	VET3060	3955				
Variance Estimation: Half Sample Code	H*-HSC		89	345	601	857
Variance Estimation: Stratum Code	H*-STRAT		90	346	602	858
Version Number of File	VERSION	5348				
Veteran Payments Coverage	VETS*		2636	2637	2638	2639
Veteran Status	VETSTAT	2148				
Veteran Status	SC1330	2882				
Veteran Status, Unedited	U-VET	2201				
Veteran: Length of Service	SC1332	2883				
Veteran: Period of Service	U-SRVDTE	2202				
Veteran: Service Connected Disability	SC1334	2885				
Veteran: VA Disability Rating	SC1336	2887				
Veterans Comp. or Pension for Widow	SC1430	2934				
Veterans Comp., New Since Last Wave	SC1290	2862				
Veterans Compensation or Pension	SC1338	2888				
Veterans Compensation or Pension (\$)	I08AMT*		3909	3914	3919	3924
Veterans Compensation or Pension, Imp Fl	I08IMP01:04		3957	3958	3959	3960
Veterans Compensation or Pension, Recip	RECIPSUM	2388				
Veterans Compensation or Pension, Recip	I08REC*		3905	3906	3907	3908
Veterans Compensation or Pension, Imp Flg	PP-IMP31	3179				
Veterans Educational Benefits	SC1562:68	3106				
Veterans Payments for Family (\$)	F*-VETS		1187	1301	1415	1529
Veterans Payments for Subfamily (\$)	S*-VETS		1643	1757	1871	1985
Veterans Payments to Household (\$)	H*-VETS		239	495	751	1007
Veterans: Death of Husband from Service	SC1456	2946				
Veterans: Death of Husband, Imput. Flag	PP-IMP47	3195				
Wage or Salary Jobs, # in Sample Unit	SU-TOTWS	32				
Wage Rate (\$)	WS1-2028	3293				
Wage Rate (\$)	WS2-2028	3378				
Wage Rate, Imputation Flag	WS1IMP05	3324				
Wage Rate, Imputation Flag	WS2IMP05	3409				
Want for Job When Not Looking	SC0150	2720				
Want for Job When Not Looking	SC1224	2808				
Want for Job When Not Looking, Imp Flag	PP-IMP22	3170				
Wave	U*ITM38A		138	394	650	906

INDEX TO SIPP RECTANGULAR CORE FILE

REFERENCE	MNEMONIC	INTV LOCA TION	MO 1 LOCA TION	MO 2 LOCA TION	MO 3 LOCA TION	MO 4 LOCA TION
Wave	PP-WAVE	2005				
Wave in Which HH Came Into Existence	U*CCWAVE		118	374	630	886
Wave Number	H*ITM36A		131	387	643	899
Weeks Absent Without Pay, Input. Flag	PP-IMP10:11	3158				
Weeks Absent Without Pay, Input. Flag	PP-IMP14:15	3162				
Weeks Absent Without Pay, Specific Weeks	SC1058:96	2725				
Weeks Absent Without Pay, Specific Weeks	SC1136:72	2764				
Weeks Employed During Month	WS1-WKS*		3251	3252	3253	3254
Weeks Employed During Month	WS2-WKS*		3336	3337	3338	3339
Weeks in Month, Total	WKSPER*		2473	2474	2475	2476
Weeks Looking for Work During Mo., # of	WKSLOK*		2521	2522	2523	2524
Weeks Looking for Work, Specific Week	WEEKSLK	2525				
Weeks Looking or on Layoff, Input. Flag	PP-IMP02	3150				
Weeks Looking or on Layoff, Input. Flag	PP-IMP19	3167				
Weeks Looking or on Layoff, Specific Wk.	SC1004:40	2697				
Weeks Looking or on Layoff, Specific Wk.	SC1216	2804				
Weeks With a Job, Imputation Flags	PP-IMP13	3161				
Weeks With a Job, Specific Week	WKWJOB	2481				
Weeks With a Job, Specific Weeks	SC1100:34	2746				
Weeks With Business	SE1WKS*		3421	3422	3423	3424
Weeks With Business	SE2WKS*		3527	3528	3529	3530
Weeks With Job During Month, Number of	WKSJB*		2477	2478	2479	2480
Weeks Without Pay During Month, # of	WKSWOP*		2499	2500	2501	2502
Weeks Without Pay, Specific Week	WEEKSAB	2503				
Weight of Family	F*-WGT		1115	1229	1343	1457
Weight of Household, Base	H*-BW		65	321	577	833
Weight of Household, Final	H*-WGT	1207	77	333	589	845
Weight of Person	FNLWGT-*	2057	2017	2027	2037	2047
Weight of Subfamily	S*-WGT		1571	1685	1799	1913
Welfare Payments, Other, Coverage	OTHWELF*		2656	2657	2658	2659
Welfare, Other (\$)	I24AMT*		4235	4240	4245	4250
Welfare, Other, Imputation Flags	I24IMP01:04		4286	4287	4288	4289
Welfare, Other, Persons Covered (by #)	OW3034:54	4255				
Welfare, Other, Reciprocity	RECIPSUM	2404				
Welfare, Other, Reciprocity	I24REC*		4231	4232	4233	4234
Welfare, Type of	SC1484:98	2960				
Welfare, Type of, Imputation Flags	PP-IMP51:52	3199				
WIC Coverage	WICCOV*		2552	2553	2554	2555
WIC Voucher Value	WICVAL*		2556	2560	2564	2568
WIC, Imputation Flags	I25IMP01:04	4294				
WIC, Reciprocity	RECIPSUM	2405				
WIC, Reciprocity	SC1494	2964				
WIC, Reciprocity	WIC3138:44		4290	4291	4292	4293
Widow's Pension	SC1426:52	2932				
Widow's Pension, Imputation Flag	PP-IMP45	3193				
Women, Infants & Childrens Prog--See WIC						
Work Anytime During 4 Months	SC1000	2695				
Work Each Week of Reference Per., Imp Flg	PP-IMP09	3157				
Work Each Week of Reference Period	SC1056	2724				
	SC1600	3160				

INDEX TO SIPP RECTANGULAR CORE FILE

REFERENCE	MEMORIC	INTV LOCA TION	MO 1 LOCA TION	MO 2 LOCA TION	MO 3 LOCA TION	MO 4 LOCA TION
Work-Study Program, Imputation Flag	PP-IMP82	3219				
Worker's Compensation	SC1394	2916				
Worker's Compensation (\$)	I10ANT*		3970	3975	3980	3985
Worker's Compensation, Imputation Flags	I10IMP01:04		3990	3991	3992	3993
Worker's Compensation, Recip, Imp Flag	PP-IMP30	3178				
Worker's Compensation, Recipiency	RECIPSUM	2390				
Worker's Compensation, Recipiency	SC1246	2823				
Worker's Compensation, Recipiency	I10REC*		3966	3967	3968	3969
Worker's Compensation, New Since Lst. Wave	SC1302	2868				
Year of Birth, Presdited	U-BRTHYR	2180				
Year, Calendar	H*-YEAR		47	303	559	815
Year, Calendar	F*-YEAR		1095	1209	1323	1437
Year, Calendar	S*-YEAR		1551	1665	1779	1893
Years of School Completed-See Education						

HOW TO USE THE DATA DICTIONARY

The Data Dictionary describes the contents and record layout of the public-use computer tape file. The first line of each data item description gives the data name, size of the data field, and the begin position of the field. The term TABLE may follow if the data item contains data dimensioned in an array (i.e. - 6 cells of 3-characters each; 18 total characters for the field).

The next few lines contain descriptive text and any applicable notes. Categorical value codes and labels are given where needed. Comment notes marked by an (*) are provided throughout. Comments should be removed from the machine-readable version of the data dictionary before using it to help access the data file.

DATA. 8 characters--alphabetic, numeric, and the special character (-). No other special characters are used. It may be a mnemonic such as "HI-STAFF" or "SE-QCC", or a sequential identifier such as "SC3138" or "WS-IMP01." Data item names are unique throughout the entire file.

SIZE. 9 characters--numeric. The size of a data item is given in characters. Indication of implied decimal places is provided in notes.

BEGIN. 9 characters--numeric. Contains the location in the data record of the first character position of the data item field.

The first line of the data item description begins with the character "D" (left-justified, two characters). The "D" flag indicates lines in the data dictionary containing the name and location (size and begin) position of each data item. This information (in machine-readable form) can be used to help access the data file. The line beginning with the character "U" describes the universe for that item. Lines containing categorical value codes and labels follow the universe description and begin with the character "V". The special character (.) denotes the start of the value labels. Two examples of data item descriptions follow:

```
D WS1-2030      1      3297
    During the 4-month period how often
    was...paid on the job ?
U Persons 15 years old and older
V 0 .Not in universe
  1 .Once a week
  2 .Once each 2 weeks
  3 .Once a month
  4 .Twice a month
  5 .Some other way

D WEEKSLK      18      2525 TABLE
    Was this person looking for work
    or on layoff during this week of the
    reference period. There are 18 answer
    fields, one for each week of the
    reference period.
U Persons 15 years old or old
V 0 .Not applicable
  1 .Yes
  2 .No
```

Vertical line on the left margin.

Horizontal line at the top right corner.

SAMPLE UNIT

DATA	SIZE	BEGIN
D SUBSEQNM	5	1
Sequence number of sample unit Primary sort key. Range = 1,32000.		
U All sample units		
D SU-ID	7	6
Sample unit identifier Unique scrambled combination of the psu, segment, and serial numbers of the original sample address. Used to match sample units from different waves.		
U All sample units		
D SU-ROT	1	15
Rotation group. Range = 1,4.		
U All sample units		
D SUHCONT1	2	16
Number of households in sample for month 1 of the reference period. Range = 1,30		
U All sample units		
D SUHCONT2	2	18
Number of households in sample for month 2 of the reference period. Range = 1,30		
U All sample units		
D SUHCONT3	2	20
Number of households in sample for month 3 of the reference period. Range = 1,30		
U All sample units		
D SUHCONT4	2	22
Number of households in sample for month 4 of the reference period. Range = 1,30		
U All sample units		
D SUHCONT5	2	24
Number of households in sample as of the interview date. Range = 1,30		
U All sample units		
D SU-TOTH	2	26
Total number of households		

SAMPLE UNIT

DATA	SIZE	BEGIN
------	------	-------

(address ID's) in the sample unit.
Range = 1,30.

U All sample units

D SU-TOTFF	2	28
------------	---	----

Total number of families and pseudo families in the sample unit. A pseudo family is an individual who is not related to anyone else in the household in which he lives. It may be a person who lives alone. Family information for a pseudo family is shown in the family sections of the person record. Range = 0,60.

U All sample units

D SU-TOTPP	2	30
------------	---	----

Total number of person records for this sample unit. Range = 0,60.

U All sample units

D SU-TOTWS	2	32
------------	---	----

Total number of wage or salaried businesses reported for members of the sample unit. Each person in the sample unit may report up to two wage or salaried businesses. Range = 0,30.

U All sample units

D SU-TOTSE	2	34
------------	---	----

Total number of self-employment businesses reported for members of the sample unit. Each person in the same unit may report up to two self-employment businesses. Range = 0,20.

U All sample units

D SU-TOTGZ	2	36
------------	---	----

Total number of persons in the sample unit who receive some sort of income as the result of ownership of some asset(s). Range = 0,30.

U All sample units

D SU-STATE	2	38
------------	---	----

FIPS State code for the sample unit

SAMPLE UNIT

DATA	SIZE	BEGIN
U All sample units		
V 01. Alabama		
04. Arizona		
05. Arkansas		
06. California		
08. Colorado		
09. Connecticut		
10. Delaware		
11. District of Columbia		
12. Florida		
13. Georgia		
15. Hawaii		
17. Illinois		
18. Indiana		
19. Iowa		
20. Kansas		
21. Kentucky		
22. Louisiana		
23. Maine		
24. Maryland		
25. Massachusetts		
26. Michigan		
27. Minnesota		
29. Missouri		
31. Nebraska		
34. New Jersey		
36. New York		
37. North Carolina		
39. Ohio		
40. Oklahoma		
41. Oregon		
42. Pennsylvania		
44. Rhode Island		
45. South Carolina		
47. Tennessee		
48. Texas		
51. Virginia		
53. Washington		
55. Wisconsin		
90. Idaho, New Mexico, South Dakota, Wyoming		
91. Mississippi, West Virginia		
D 5U-RGC	3	40
Reduction group code established to make it possible to easily reduce sample size if necessary, from master segment tape.		
Range = 0,101		
U All sample units		
V 002 .Not applicable for coverage improvement frame		

HOUSEHOLD

DATA	SIZE	BEGIN
D H1-ADDID	2	43
Current address ID. - This field differentiates households within the same psu, segment, and serial; that is, households which originate out of an original sample household		
U All households		
D H1-MONTH	2	45
Month for which this household is defined.		
Range = 1:12		
U All households		
D H1-YEAR	2	47
Year for which this household is defined.		
Range = 83:86		
U All households		
D H1-NF	2	49
Number of families and pseudo families in this household in month 1 of the reference period.		
Range = 0:30		
U All households		
D H1-FFCNT	2	51
Count of number of family groups (excluding related subfamilies) in this household in month 1 of the reference period.		
Range = 0:30		
U All households		
D H1-SSCNT	2	53
Count of number of related subfamily groups in this household in month 1 of the reference period.		
Range = 0:30		
U All households		
D H1REFPER	5	56
Entry address ID and person number of the household reference person in month 1 of the reference period		
U All households		
D H1-NP	2	60
Number of persons in household in		

DATA	SIZE	BEGIN
month 1 of the reference period Range = 0,30		
U All households		
D H1-MIS	1	62
Monthly household interview status		
U All households		
V 1 .Interview		
2 .Noninterview		
3 .Not in sample		
D H1-INT1	2	63
Wave 1 household interview status		
U All households		
V 00 .Not a wave 1 household		
01 .Interviewed		
02 .No one home		
03 .Temporarily absent		
04 .Refused		
05 .Unable to locate		
06 .Other		
09 .Vacant		
10 .Occupied by persons with LRE		
11 .Unfit or to be demolished		
12 .Under construction; not ready		
13 .Converted to temporary business or storage		
14 .Unoccupied tent or trailer site		
15 .Permit granted; construction not started		
16 .Other type B		
17 .Demolished		
18 .House or trailer moved		
19 .Converted to permanent business or storage		
20 .Merged		
21 .Condensed		
22 .Other		
D H1-FILL1	12	65
Zero Filler		
D H1-WGT	10	77
Household weight—month 1. Four implied decimal places. Range = 0.0000;100000.0000		
U All households		
D H1-FILL2	2	87
Zero Filler		

HOUSEHOLD

DATA	SIZE	BEGIN
D H1-HSC	1	89
Half sample code for variance estimation		
U All households		
D H1-STRAT	2	90
Stratum code for variance estimation		
U All households		
D H1-STATE	2	92
FIPS State code for the household		
U All households		
V 01	.Alabama	
04	.Arizona	
05	.Arkansas	
06	.California	
08	.Colorado	
09	.Connecticut	
10	.Delaware	
11	.District of Columbia	
12	.Florida	
13	.Georgia	
15	.Hawaii	
17	.Illinois	
18	.Indiana	
19	.Iowa	
20	.Kansas	
21	.Kentucky	
22	.Louisiana	
23	.Maine	
24	.Maryland	
25	.Massachusetts	
26	.Michigan	
27	.Minnesota	
29	.Missouri	
30	.Montana	
31	.Nebraska	
32	.Nevada	
33	.New Hampshire	
34	.New Jersey	
36	.New York	
37	.North Carolina	
38	.North Dakota	
39	.Ohio	
40	.Oklahoma	
41	.Oregon	
42	.Pennsylvania	
44	.Rhode Island	
45	.South Carolina	

DATA	SIZE	BEGIN
------	------	-------

47	.Tennessee	
48	.Texas	
49	.Utah	
50	.Vermont	
51	.Virginia	
53	.Washington	
55	.Wisconsin	
90	.Idaho; New Mexico; South Dakota; Wyoming	
91	.Mississippi; West Virginia	

D H1-METRO	1	94
------------	---	----

Metropolitan subsample

U All households		
------------------	--	--

V 1	.In metropolitan subsample	
-----	----------------------------	--

2	.Not in metropolitan subsample (may be metro or nonmetro)	
---	---	--

D H2-MSA	4	95
----------	---	----

Identifiable MSA/CMSA codes as defined in 1983

U All households		
------------------	--	--

V 0000	.Not in metropolitan subsample or not in an identifiable MSA	
--------	--	--

0140	.Albany-Schenectady-Troy, NY	
------	------------------------------	--

0640	.Austin, TX	
------	-------------	--

0640	.Beaumont-Port Arthur, TX	
------	---------------------------	--

1000	.Birmingham, AL	
------	-----------------	--

1122	.Boston-Lawrence-Salem, MA-NH CMSA (part in MA only)	
------	--	--

1282	.Buffalo-Niagara Falls, NY CMSA	
------	---------------------------------	--

1602	.Chicago-Gary-Lake County (IL), IL-IN-WI CMSA (parts in IL and IN only)	
------	---	--

1642	.Cincinnati-Hamilton, OH-KY-IN CMSA (parts in OH and KY only)	
------	---	--

1692	.Cleveland-Akron-Lorain, OH CMSA	
------	----------------------------------	--

1840	.Columbus, OH	
------	---------------	--

1922	.Dallas-Fort Worth, TX CMSA	
------	-----------------------------	--

2000	.Dayton-Springfield, OH	
------	-------------------------	--

2092	.Denver-Boulder, CO CMSA	
------	--------------------------	--

2162	.Detroit-Ann Arbor, MI CMSA	
------	-----------------------------	--

2400	.Eugene-Springfield, OR	
------	-------------------------	--

2840	.Fresno, CA	
------	-------------	--

3120	.Greensboro-Winston-Salem-High Point, NC	
------	--	--

3240	.Harrisburg-Lebanon-Carlisle, PA	
------	----------------------------------	--

3282	.Hartford-New Britain-Middletown, CT CMSA	
------	---	--

3320	.Honolulu, HI	
------	---------------	--

HOUSEHOLD

DATA	SIZE	BEGIN
3362	.Houston-Galveston-Brazoria,	TX CMSA
3480	.Indianapolis,	IN
3762	.Kansas City, MO-Kansas City,	KS CMSA (part in MO only)
4000	.Lancaster,	PA
4472	.Los Angeles-Anaheim-Riverside,	CA CMSA
4720	.Madison,	WI
4920	.Memphis, TN-AR-MS (part in TN only)	
4992	.Miami-Fort Lauderdale,	FL CMSA
5052	.Milwaukee-Racine,	WI CMSA
5160	.Mobile,	AL
5360	.Nashville,	TN
5480	.New Haven-Meriden,	CT
5560	.New Orleans,	LA
5602	.New York-Northern NJ-Long Island, NY-NJ-CT CMSA	
5680	.Oklahoma City,	OK
5920	.Omaha, NE-IA (part in NE only)	
5960	.Orlando,	FL
6162	.Philadelphia-Wilmington-Trenton, PA-NJ-DE-MD CMSA (parts in PA, NJ, and DE only)	
6200	.Phoenix,	AZ
6280	.Pittsburgh-Beaver Valley,	PA CMSA
6442	.Portland-Vancouver, OR-WA CMSA (part in OR only)	
6840	.Rochester,	NY
6920	.Sacramento,	CA
7042	.St. Louis-E. St. Louis-Alton, MO-IL CMSA (part in MO only)	
7080	.Salem,	OR
7240	.San Antonio,	TX
7320	.San Diego,	CA
7362	.San Francisco-Oakland-San Jose, CA CMSA	
7560	.Scranton-Wilkes-Barre,	PA
8000	.Springfield,	MA
8280	.Tampa-St. Petersburg-Clearwater,	FL
8400	.Toledo,	OH
8520	.Tucson,	AZ
8560	.Tulsa,	OK
8840	.Washington, DC-MD-VA	
8960	.West Palm Beach-Boca Raton-Deer Beach,	FL
9240	.Worcester,	MA
9280	.York,	PA
9320	.Youngstown-Warren,	OH

HOUSEHOLD

DATA	SIZE	BEGIN
* * Edited control card fields *		* * *
D H1-ACCES	1	99
Control card item 13B - access to the unit		
U All households		
V 0 .Not applicable		
1 .Direct - skip to housunit		
2 .Through another unit		
D H1-KTCHN	1	100
Control card item 13C - kitchen facilities		
U All households		
V 0 .Not applicable		
1 .For this unit only		
2 .Also used by another household		
3 .None		
D H1-LVQTR	2	101
Control card items 13D and 13E - housing/other unit		
U All households		
V 00 .Not applicable		
01 .House, apartment, flat		
02 .Hu in nontransient hotel, motel, etc.		
03 .Hu permanent in transient hotel, motel, etc.		
04 .Hu in rooming house		
05 .Mobile home or trailer with no permanent room added		
06 .Mobile home or trailer with one or more permanent rooms added		
07 .Hu not specified above		
08 .Quarters not hu in rooming or boarding house		
09 .Unit not permanent in transient hotel, motel, etc.		
10 .Unoccupied tent or trailer site		
11 .Other unit not specified above		
D H1-UNITS	2	103
Control card item 14 - number of units in structures, both occupied and vacant		
U All households		
V 00 .Not applicable		
V 01 .Only 'other' units		

HOUSEHOLD

DATA SIZE BEGIN

- 02 .Mobile home or trailer
- 03 .One, detached
- 04 .One, attached
- 05 .Two
- 06 .3-4
- 07 .5-9
- 08 .10-19
- 09 .20-49
- 10 .50 or more

0 H1-TENR 1 105
 Control card item 15 - are the living quarters

U All households

- V 1 .Owned or being bought by someone in the household
- 2 .Rented for cash
- 3 .Occupied without payment of cash rent

0 H1-PUB-E 1 106
 Control card item 16A - is the residence in a public housing project; that is: is it owned by a local housing authority

U All households

- V 0 .Not applicable
- 1 .Yes
- 2 .No

0 H1-LOPT 1 107
 Control card item 16B - are you paying lower rent because the Federal, State, or local government is paying part of the cost

U All households

- V 0 .Not applicable
- 1 .Yes
- 2 .No

0 H1-RACE 1 108
 Control card item 37A - race of reference person - only answered when household is type A noninterview

U Type A noninterview households

- V 0 .Not applicable
- 1 .White
- 2 .Black
- 3 .American Indian, Eskimo or Aleut
- 4 .Asian or Pacific Islander

DATA	SIZE	BEGIN
D H1-SEX	1	109
Control card item 37B - sex of reference person - only applicable for type A noninterview households		
U Type A noninterview households		
V 0 .Not applicable		
1 .Male		
2 .Female		
D H1-SIZE	2	110
Control card item 37C - size of household - only applicable for type A noninterview households. Range = 0,30		
U Type A noninterview households		
V 00 .Not applicable		
*		*
* Preedited control card section		*
*		*
D H1-SAMPL	2	112
Sample code - indicates panel year		
U All households		
D H1-SEG	1	114
Segment type - item 4 on the control card		
U All households		
V 1 .Address		
2 .Unit		
3 .Permit		
4 .Area		
5 .Special place		
D H1-INTCD	3	115
Interviewer code, an alphabetic followed by two numerics		
U All households		
D U1CQWAVE	1	118
Wave for which the control card was first prepared (should be the wave in which household came into existence)		
U All households		
D U1FRMSLE	1	119
Control card item 12B - during the past 12 months did sales of crops, livestock, and other farm products from the place amount to \$1000 or		

HOUSEHOLD

DATA	SIZE	BEGIN
more		
U All households		
V 0 .Not answered		
1 .Yes		
2 .No		
3 .Not applicable		
D U1-ACCES	1	120
Control card item 13B - access to the unit		
U All households		
V 0 .Not applicable		
1 .Direct - skip to housunit		
2 .Through another unit		
D U1-KTCHN	1	121
Control card item 13C - kitchen facilities		
U All households		
V 0 .Not applicable		
1 .For this unit only		
2 .Also used by another household		
3 .None		
D U1-LVQTR	2	122
Control card items 13D and 13E housing/other unit		
U All households		
V -9 .Not answered		
00 .Not answered (types B and C)		
01 .House, apartment, flat		
02 .Hu in nontransient hotels, motel etc.		
03 .Hu. permanent in transient hotels, motels, etc.		
04 .Hu in rooming house		
05 .Mobile home or trailer with no permanent room added		
06 .Mobile home or trailer with one or more permanent rooms added		
07 .Hu not specified above		
08 .Quarters not hu in rooming or boarding house		
09 .Unit not permanent in transient hotels, motels, etc.		
10 .Unoccupied tent or trailer site		
11 .Other unit not specified above		
D U1-UNITS	2	124
Control card item 14 - number of units		

DATA SIZE BEGIN

in structure, both occupied and vacant

U All households

V -9 .Not answered

00 .Not answered (types B and C)

01 .Only 'other' units

02 .Mobile home or trailer

03 .One, detached

04 .One, attached

05 .Two

06 .3-4

07 .5-9

08 .10-19

09 .20-49

10 .50 or more

D J1-TENUP 1 126

Control card item 15 - are the living quarters

U All households

V 0 .Not answered (types B and C)

1 .Owned or being bought by someone in the household

2 .Rented for cash

3 .Occupied without payment of cash rent

9 .Not answered

D U1-PLB-S 2 127

Control card item 16A - is the residence in a public housing project; that is, is it owned by a local housing authority

U All households

V -1 .Dk

00 .Not applicable

01 .Yes

02 .No

D L1-LORNT 2 129

Control card item 16B - are you paying lower rent because the Federal, State, or local government is paying part of the cost

U All households

V -1 .Dk

00 .Not applicable

01 .Yes

02 .No

D H1ITM36A 1 131

Control card item 36A - wave number

HOUSEHOLD

DATA	SIZE	BEGIN
------	------	-------

associated with the interview status

U All households

D H2ITM36B	2	132
------------	---	-----

Control card item 36B - interview status code

U All households

V 01 .Interviewed
 02 .No one home
 03 .Temporarily absent
 04 .Refused
 05 .Unable to locate
 06 .Other
 23 .Entire household out-of-scope
 24 .Moved; address unknown
 25 .Moved within country beyond limit
 26 .All sample persons relisted on new control card(s)

D U1-RACE	1	134
-----------	---	-----

Control card item 37A - race of reference person - only answered when household is type A noninterview

U Type A noninterview households

V 0 .Not applicable
 1 .White
 2 .Black
 3 .American Indian, Eskimo or Aleut
 4 .Asian or Pacific Islander
 9 .Not answered

D U1-SEX	1	135
----------	---	-----

Control card item 37B - sex of reference person - only applicable for type A noninterview households

U Type A noninterview households

V 0 .Not applicable
 1 .Male
 2 .Female
 9 .Not answered

D U1-SIZE	2	136
-----------	---	-----

Control card item 37C - size of household - only applicable for type A noninterview households. Range = -9,30.

U Type A noninterview households

V -9 .Not answered
 00 .Not applicable

DATA	SIZE	BEGIN
D U1ITM38A	1	138
Control card item 38A - wave of visit Range = 0,9.		
U All households		
D U1ITM38B	2	139
Control card item 38B - month of visit Range = 0,12.		
U All households		
D U1TOTVST	2	141
Control card item 38C - total number of personal visits		
U All households		
V -9 .Not answered		
DD .Not applicable		
D U1TOTPHN	2	143
Control card item 38F - total number of telephone calls		
U All households		
V DD .Not applicable		
D U1CCREFP	1	145
Control card item 38G - control card respondents person number		
U All households		
V DD .Not applicable		
D H1-0010	1	148
Control card source code 10 - during listing did interviewer miss any babies or small children - first interview only		
U All households		
V D .Not answered		
1 .Yes		
2 .No		
D H1-0012	1	149
Control card source code 12 - during listing did interviewer miss any lodgers, boarders or persons employed at the residence - first interview		
U All households		
V D .Not answered		
1 .Yes		
2 .No		

HOUSEHOLD

DATA	SIZE	BEGIN
D H1-0014	1	150
Control card source code 14 - during listing did interviewer miss anyone who usually lives here but is away now (traveling, at school, or in a hospital) - first interview		
U All households		
V 0 .Not answered		
1 .Yes		
2 .No		
D H1-0016	1	151
Control card source code 16 - during listing did interviewer miss anyone else staying at residence - first interview		
U All households		
V 0 .Not answered		
1 .Yes		
2 .No		
D H1-0018	1	152
Control card source code 18 - to be answered during first interview at movers new address - are all persons listed on control card now living at this address		
U Mover households		
V 0 .Not applicable		
1 .Yes		
2 .No		
D H1-0020	1	153
Control card source code 20 - to be answered during first interview at movers new address - is anyone else living or staying here now		
U Mover households		
V 0 .Not applicable		
1 .Yes		
2 .No		
D H1-0022	8	154
Control card source codes 22, 26, 30, 34, 38, 42, 46 and 50 - are all persons listed as household members during the previous wave interview still living or staying here. There are 8 answer		

DATA SIZE BEGIN

fields (1 character each) for waves 2 through 9.

U All households

V 0 .Not applicable

1 .Yes

2 .No

D H1-0024 8 162

Control card source codes 24, 28, 32, 36, 40, 44, 48 and 52 - is anyone not listed during previous wave interview currently living or staying here. There are 6 answer fields (1 character each) for waves 2 through 9.

U All households

V 0 .Not applicable

1 .Yes

2 .No

*

* Receipt of Program Benefits

*

*

*

*

D H1-MEANS 1 170

Receipt of benefits from a means-tested program

U All households

V 0 .Not in universe or no persons in household for this month

1 .One or more persons in household received benefits from a means-tested program

2 .No person in household received benefits from a means-tested program

D H1-CASH 1 171

Receipt of cash benefits

U All households

V 0 .Not in universe or no persons in household for this month

1 .One or more persons in household received cash benefits from a means-tested program

2 .No person in household received cash benefits from a means-tested program

D H1NCASH 1 172

Receipt of noncash benefits

U All households

V 0 .Not in universe or no persons

50

HOUSEHOLD

DATA SIZE BEGIN

- in household for this month
- 1 .One or more persons in household received food stamps
 - 2 .One or more persons in household received noncash benefits from a program other than food stamps; no person received food stamps
 - 3 .No person in household received noncash benefits

* *
* Household Low Income Cutoff *
* *

D H1-POVS S 173

Low income cutoff for this household.
This is an annual income amount adjusted
to the current month. Range = 0,30000.

U All households

* *
* household Income Aggregates *
* These aggregates were derived from *
* income figures that may have been *
* previously topped. For a further *
* discussion on topping; see the *
* text section "Topping of Income *
* Variables." *
* *

D H1TOTINC B 178

Total household income for month 1
of the reference period. In dollars.
Range = -1500000,1500000.

U All households

D H1-EARN 7 186

Total household earned income for month
1 of the reference period. In dollars.
Range = 0,1500000.

U All households

D H1-PROP B 193

Total household property income for
month 1 of the reference period. In
dollars. Range = -1500000,1500000.

U All households

D H1-TRAN 7 201

Total household means-tested cash

HOUSEHO.

DATA	SIZE	BEGIN
transfers for month 1 of the reference period. In dollars. Range = 0,1500000.		
U All households		
D H1-OTHER	7	206
Total 'other' household income for month 1 of the reference period. In dollars. Range = 0,1500000.		
U All households		
D H1NONCSH	6	215
Nontax household income for month 1 of the reference period. In dollars. Includes dollar values for food stamps, WIC and energy assistance. Range = 0,1500000.		
U All households		
D H1SOCSEC	6	221
Total household social security income for month 1 of the reference period. In dollars. Range = 0,9999999.		
U All households		
D H1-SSI	6	227
Total household supplemental security income for month 1 of the reference period. In dollars. Range = 0,9999999.		
U All households		
D H1-UNEMP	6	233
Total household unemployment compensation for month 1 of the reference period. In dollars. Range = 0,9999999.		
U All households		
D H1-VETS	6	239
Total household veterans payment income for month 1 of the reference period. In dollars. Range = 0,9999999.		
U All households		
D H1-AFDC	6	245
Total household AFDC income for month 1 of the reference period. In dollars. Range = 0,9999999.		
U All households		

S2

HOUSEHOLD

DATA	SIZE	BEGIN
D H1-FDSTP	6	251
Total household food stamps received for month 1 of the reference period. In dollars. Range = 0.999999.		
U All households		
*		*
* Recoded program questions		*
*		*
D H2-ENRGY	1	257
What type of energy assistance was received		
U Households receiving government energy assistance		
V 0 .Not applicable		
1 .Checks sent to household		
2 .Coupons or vouchers sent to household		
3 .Payments sent elsewhere		
4 .Checks and coupons or vouchers sent to household		
5 .Checks sent to household and payments sent elsewhere		
6 .Coupons or voucher sent to household and payments sent elsewhere		
7 .All three types of assistance		
D H1-LUNCH	1	258
Are the lunches free or reduced-price		
U Households with 1 or more children age 5 to 18		
V 0 .Not applicable		
1 .Free		
2 .Reduced-price		
3 .Both		
D H1-BREAK	1	259
Are the breakfasts free or reduced-price		
U Households with 1 or more children age 5 to 18		
V 0 .Not applicable		
1 .Free		
2 .Reduced-price		
3 .Both		
*		*
* Program questions		*
*		*

DATA	SIZE	BEGIN
D H1-4816	1	260
Has this household received energy assistance from the government in the past 4 months		
U	All households	
V	0 .Not in universe	
	1 .Yes	
	2 .No - skip to H1-4826	
*		*
* The next 3 fields (H1-4818 through		*
* H1-4822) are possible answers to		*
* the question:		*
*		*
* Was this assistance received in the		*
* form of checks, coupons or vouchers		*
* sent to this household or were the		*
* payments sent directly to a utility		*
* company, fuel dealers, or landlord		*
*		*
D H1-4818	1	261
Checks sent to household		
U	Households receiving government energy assistance	
V	0 .Not marked as a place where payments were sent or not in universe based on response to H1-4816.	
	1 .Marked as a place where payments were sent	
D H1-4820	1	262
Coupons or vouchers sent to household		
U	Households receiving government energy assistance	
V	0 .Not marked as a place where payments were sent or not in universe based on response to H1-4816.	
	1 .Marked as a place where payments were sent	
D H1-4822	1	263
Payments sent directly to utility company, fuel dealers, or landlord		
U	Households receiving government energy assistance	
V	0 .Not marked as a place where payments were sent or not in universe based on response to H1-4816.	
	1 .Marked as a place where payments were sent	

54

HOUSEHOLD

DATA SIZE BEGIN

D H1-4824 6 264
What was the total amount of the
energy assistance received by this
household during the past 4 months.
Range = 0;999999.

U Households receiving government energy
assistance

V 0 .Not in universe

D H1-4826 1 270
Check item P2
Are there any children 5 to 18 years
old who live in the household

U All households

V 0 .Not in universe

1 .Yes

2 .No

D H1-4828 1 271
Do any of the children in this
household usually eat a complete
hot lunch offered at school

U Households with 1 or more
children age 5 to 18

V 0 .Not in universe

1 .Yes

2 .No

D H1-4830 2 272
How many children
Total children = 1,20.

U Households with 1 or more
children age 5 to 18

V 00 .Not in universe

D H1-4832 1 274
Do any of the children receive free
or reduced-price lunches this
school year because they qualified
for the Federal school lunch
program

U Households with 1 or more
children age 5 to 18

V 0 .Not in universe

1 .Yes

2 .No- skip to H1-4840

D H1-4834 2 275
How many children

HOUSEHOL

DATA	SIZE	BEGIN	
Total children = 1,200.			
U Households with 1 or more children age 5 to 18			
V 00 .Not in universe			
*			*
*	The next 2 fields (H1-4836 through		*
*	H1-4838) are possible answers to the		*
*	question!		*
*			*
*	Are the lunches free or are they		*
*	reduced-price		*
*			*
D H1-4836	1	277	
Free lunch			
U Households with 1 or more children age 5 to 18 receiving free lunches			
V 0 .Not marked as a free lunch or not in universe based on response to H1-4832			
1 .Marked as a free lunch			
D H1-4838	1	278	
Reduced-price lunch			
U Households with 1 or more children age 5 to 18 receiving reduced-price lunches			
V 0 .Not marked as a reduced-price lunch or not in universe based on response to H1-4832			
1 .Marked as a reduced-price lunch			
D H1-4840	1	279	
Do any of the children receive free or reduced-price school breakfasts this school year			
U Households with 1 or more children age 5 to 18			
V 0 .Not in universe			
1 .Yes			
2 .No			
D H1-4842	2	280	
How many children			
Total children = 1,200.			
U Households with 1 or more children age 5 to 18			

56

HOUSEHOLD

DATA	SIZE	BEGIN	
V 00 .Not in universe			
*			*
* The next 2 fields (H1-4844 through			*
* H1-4846) are possible answers to the			*
* question:			*
*			*
* Are the breakfasts free or are they			*
* reduced-price			*
*			*
D H1-4844	1	282	
Free breakfast			
U Households with 1 or more			
children age 5 to 18 receiving			
free breakfasts			
V 0 .Not marked as a free breakfast or			
not in universe based on response			
to H1-4840			
1 .Marked as a free breakfast			
D H1-4846	1	283	
Reduced-price breakfast			
U Households with 1 or more			
children age 5 to 18 receiving			
reduced-price breakfasts			
V 0 .Not marked as a reduced-price			
breakfast or not in universe based on			
response to H1-4840			
1 .Marked as a reduced-price			
breakfast			
*			*
* Program questions imputation flags			*
*			*
D H1-IMP06	1	284	
Program questions imputation flag 6			
Imputation of H1-4816			
V 0 .Not imputed			
1 .Imputed			
D H1-IMP07	1	285	
Program questions imputation flag 7			
Imputation of H1-4816			
V 0 .Not imputed			
1 .Imputed			
D H1-IMP08	1	286	
Program questions imputation flag 8			

DATA	SIZE	BEGIN
Imputation of H1-4820		
V 0		.Not imputed
1		.Imputed
D H1-IMP09	1	287
Program questions imputation flag 9		
Imputation of H1-4822		
V 0		.Not imputed
1		.Imputed
D H1-IMP10	1	288
Program questions imputation flag 10		
Imputation of H1-4824		
V 0		.Not imputed
1		.Imputed
D H1-IMP11	1	289
Program questions imputation flag 11		
Imputation of H1-4826		
V 0		.Not imputed
1		.Imputed
D H1-IMP12	1	290
Program questions imputation flag 12		
Imputation of H1-4830		
V 0		.Not imputed
1		.Imputed
D H1-IMP13	1	291
Program questions imputation flag 13		
Imputation of H1-4832		
V 0		.Not imputed
1		.Imputed
D H1-IMP14	1	292
Program questions imputation flag 14		
Imputation of H1-4834		
V 0		.Not imputed
1		.Imputed
D H1-IMP15	1	293
Program questions imputation flag 15		
Imputation of H1-4836		
V 0		.Not imputed
1		.Imputed
D H1-IMP16	1	294
Program questions imputation flag 16		
Imputation of H1-4838		

58

HOUSEHOLD

DATA SIZE BEGIN

V 0 .Not imputed
1 .Imputed

D H1-IMP17 1 295
Program questions imputation flag 17
Imputation of H1-4840

V 0 .Not imputed
1 .Imputed

D H1-IMP18 1 296
Program questions imputation flag 18
Imputation of H1-4842

V 0 .Not imputed
1 .Imputed

D H1-IMP19 1 297
Program questions imputation flag 19
Imputation of H1-4844

V 0 .Not imputed
1 .Imputed

D H1-IMP20 1 298
Program questions imputation flag 20
Imputation of H1-4846

V 0 .Not imputed
1 .Imputed

D H2-ADDID 2 299
Current address ID. - This field
differentiates households within
the same psu segment, and serial;
that is, households which originate
out of an original sample household

U All households

D H2-MONTH 2 301
Month for which this household is
defined.

Range = 1;12

U All households

D H2-YEAR 2 303
Year for which this household is
defined.

Range = 83;86

U All households

D H2-NF 2 305
Number of families and pseudo

DATA	SIZE	BEGIN
families in this household in month 2 of the reference period. Range = 0,30		
U All households		
D H2-FFCNT	2	307
Count of number of family groups (excluding related subfamilies) in this household in month 2 of the reference period. Range = 0,30		
U All households		
D H2-SSCNT	2	309
Count of number of related subfamily groups in this household in month 2 of the reference period. Range = 0,30		
U All households		
D H2REFPER	5	311
Entry address ID and person number of the household reference person in month 2 of the reference period		
U All households		
D H2-NF	2	316
Number of persons in household in month 2 of the reference period Range = 0,30		
U All households		
D H2-MIS	1	318
Monthly household interview status		
U All households		
V 1 .Interview		
2 .Noninterview		
3 .Not in sample		
D H2-INT1	2	319
Wave 1 household interview status		
U All households		
V 00 .Not a wave 1 household		
01 .interviewed		
02 .No one home		
03 .Temporarily absent		
04 .Refused		
05 .Unable to locate		
06 .Other		

HOUSEHD

DATA	SIZE	BEGIN
09 .Vacant		
10 .Occupied by persons with URE		
11 .Unfit or to be demolished		
12 .Under construction; not ready		
13 .Converted to temporary business or storage		
14 .Unoccupied tent or trailer site		
15 .Permit granted; construction not started		
16 .Other type S		
17 .Demolished		
18 .House or trailer moved		
19 .Converted to permanent business or storage		
20 .Merged		
21 .Condemned		
22 .Other		
0 H2-FILL1	12	321
Zero filler		
• 0 H2-WGT	10	333
Household weight--month 2. Four implied decimal places. Range = 0.0000,100000.0000		
U All households		
0 H2-FILL2	2	343
Zero filler		
0 H2-HSC	1	345
Half sample code for variance estimation		
U All households		
0 H2-STRAT	2	346
Stratum code for variance estimation		
U All households		
0 H2-STATE	2	348
FIPS State code for the household		
U All households		
V 01.Alabama		
04.Arizona		
05.Arkansas		
06.California		
08.Colorado		
09.Connecticut		
10.Delaware		

DATA	SIZE	BEGIN
11. District of Columbia		
12. Florida		
13. Georgia		
15. Hawaii		
17. Illinois		
18. Indiana		
19. Iowa		
20. Kansas		
21. Kentucky		
22. Louisiana		
23. Maine		
24. Maryland		
25. Massachusetts		
26. Michigan		
27. Minnesota		
29. Missouri		
30. Montana		
31. Nebraska		
32. Nevada		
33. New Hampshire		
34. New Jersey		
36. New York		
37. North Carolina		
38. North Dakota		
39. Ohio		
40. Oklahoma		
41. Oregon		
42. Pennsylvania		
44. Rhode Island		
45. South Carolina		
47. Tennessee		
48. Texas		
49. Utah		
50. Vermont		
51. Virginia		
53. Washington		
55. Wisconsin		
90. Idaho, New Mexico, South Dakota, Wyoming		
91. Mississippi, West Virginia		
D H2-METRO	1	350
Metropolitan subsample		
U All households		
V 1 .In metropolitan subsample		
2 .Not in metropolitan subsample (may be metro or nonmetro)		
D H2-MSA	4	351
Identifiable MSA/CMSA codes as		

HOUSEHOLD

DATA	SIZE	BEGIN
------	------	-------

defined in 1983

U All households

V 0000	.Not in metropolitan subsample or not in an identifiable MSA	
0160	.Albany-Schenectady-Troy, NY	
0640	.Austin, TX	
0840	.Beaumont-Port Arthur, TX	
1000	.Birmingham, AL	
1122	.Boston-Lawrence-Salem, MA-NH CMSA (part in MA only)	
1282	.Buffalo-Niagara Falls, NY CMSA	
1602	.Chicago-Sary-Lake County (IL), IL-IN-WI CMSA (parts in IL and IN only)	
1642	.Cincinnati-Hamilton, OH-KY-IN CMSA (parts in OH and KY only)	
1692	.Cleveland-Akron-Lorain, OH CMSA	
1840	.Columbus, OH	
1922	.Dallas-Fort Worth, TX CMSA	
2000	.Dayton-Springfield, OH	
2082	.Denver-Boulder, CO CMSA	
2162	.Detroit-Ann Arbor, MI CMSA	
2400	.Eugene-Springfield, OR	
2640	.Fresno, CA	
3120	.Greensboro-Winston-Salem-High Point, NC	
3240	.Harrisburg-Lebanon-Carlisle, PA	
3282	.Hartford-New Britain-Middletown, CT CMSA	
3320	.Honolulu, HI	
3362	.Houston-Galveston-Brazoria, TX CMSA	
3480	.Indianapolis, IN	
3762	.Kansas City, MO-Kansas City, KS CMSA (part in MO only)	
4000	.Lancaster, PA	
4472	.Los Angeles-Anaheim-Riverside, CA CMSA	
4720	.Madison, WI	
4920	.Memphis, TN-AR-ME (part in TN only)	
4992	.Miami-Fort Lauderdale, FL CMSA	
5082	.Milwaukee-Racine, WI CMSA	
5160	.Mobile, AL	
5360	.Nashville, TN	
5480	.New Haven-Meriden, CT	
5560	.New Orleans, LA	
5602	.New York-Northern NJ-Long Island, NY-NJ-CT CMSA	
5880	.Oklahoma City, OK	

DATA	SIZE	BEGIN
5920	.Omaha, NE-IA (part in NE only)	
5960	.Orlando, FL	
6162	.Philadelphia-Wilmington-Trenton, PA-NJ-DE-MD CMSA (parts in PA, NJ, and DE only)	
6200	.Phoenix, AZ	
6282	.Pittsburgh-Beaver Valley, PA CMSA	
6442	.Portland-Vancouver, OR-WA CMSA (part in OR only)	
6840	.Rochester, NY	
6920	.Sacramento, CA	
7042	.St. Louis-E. St. Louis-Alton, MO-IL CMSA (part in MO only)	
7080	.Salem, OR	
7240	.San Antonio, TX	
7320	.San Diego, CA	
7362	.San Francisco-Oakland-San Jose, CA CMSA	
7560	.Scranton-Wilkes-Barre, PA	
8000	.Springfield, MA	
8280	.Tampa-St. Petersburg-Clearwater, FL	
8400	.Toledo, OH	
8520	.Tucson, AZ	
8560	.Tulsa, OK	
8840	.Washington, DC-MD-VA	
8960	.West Palm Beach-Boca Raton-Delray Beach, FL	
9240	.Worcester, MA	
9280	.York, PA	
9320	.Youngstown-Warren, OH	

* *
 * Edited control card fields *
 * *

D H2-ACCES 1 355
 Control card item 133 - access to
 the unit

U All households
 V 0 .Not applicable
 1 .Direct - skip to housunit
 2 .Through another unit

D H2-KTCHN 1 356
 Control card item 13C - kitchen
 facilities

U All households
 V 0 .Not applicable
 1 .For this unit only
 2 .Also used by another household
 3 .None

HOUSEHOLD

DATA	SIZE	BEGIN
D H2-LVOTR	2	357
Control card items 13D and 13E - housing/other unit		
U All households		
V 01	.House, apartment, flat	
02	.Hu in nontransient hotel, motel etc.	
03	.Hu, permanent in transient hotel, motel, etc.	
04	.Hu in rooming house	
05	.Mobile home or trailer with no permanent room added	
06	.Mobile home or trailer with one or more permanent rooms added	
07	.Hu not specified above	
08	.Quarters not hu in rooming or boarding house	
09	.Unit not permanent in transient hotel, motel, etc.	
10	.Unoccupied tent or trailer site	
11	.Other unit not specified above	
D H2-UNITS	2	359
Control card item 14 - number of units in structure, both occupied and vacant		
U All households		
V 01	.Only 'other' units	
02	.Mobile home or trailer	
03	.One, detached	
04	.One, attached	
05	.Two	
06	.3-4	
07	.5-9	
08	.10-19	
09	.20-49	
10	.50 or more	
D H2-TENUR	1	361
Control card item 15 - are the living quarters		
U All households		
V 1	.Owned or being bought by someone in the household	
2	.Rented for cash	
3	.Occupied without payment of cash rent	
D H2-PLBHS	1	362
Control card item 16A - is the residence in a public housing project; that is,		

DATA	SIZE	BEGIN
is it owned by a local housing authority		
U		All households
V	0	.Not applicable
	1	.Yes
	2	.No
D	H2-LORNT	1 363
Control card item 16B - are you paying lower rent because the Federal, State, or local government is paying part of the cost		
U		All households
V	0	.Not applicable
	1	.Yes
	2	.No
D	H2-RACE	1 364
Control card item 37A - race of reference person - only answered when household is type A noninterview		
U		Type A noninterview households
V	0	.Not applicable
	1	.White
	2	.Black
	3	.American Indian, Eskimo or Aleut
	4	.Asian or Pacific Islander
D	H2-SEX	1 365
Control card item 37B - sex of reference person - only applicable for type A noninterview households		
U		Type A noninterview households
V	0	.Not applicable
	1	.Male
	2	.Female
D	H2-SIZE	2 366
Control card item 37C - size of household - only applicable for type A noninterview households. Range = 0,30		
U		Type A noninterview households
V	00	.Not applicable
*		*
*		Preedited control card section *
*		*
D	H2-SAMPL	2 368
Sample code - indicates panel year		
U		All households

HOUSEHOLD

DATA	SIZE	BEGIN
D H2-SEG	1	370
Segment type - item 4 on the control card		
U All households		
V 1	.Address	
2	.Unit	
3	.Permit	
4	.Area	
5	.Special place	
D H2-INTCD	3	371
Interviewer code, an alphabetic followed by two numerics		
U All households		
D U2COWAVE	1	374
Wave for which the control card was first prepared (should be the wave in which household came into existence)		
U All households		
D U2FRMSLE	1	375
Control card item 128 - during the past 12 months did sales of crops, livestock, and other farm products from the place amount to \$1000 or more		
U All households		
V 0	.Not answered	
1	.Yes	
2	.No	
3	.Not applicable	
D U2-ACCES	1	376
Control card item 138 - access to the unit		
U All households		
V 0	.Not applicable	
1	.Direct - skip to housunit	
2	.Through another unit	
D U2-KTCHN	1	377
Control card item 130 - kitchen facilities		
U All households		
V 0	.Not applicable	
1	.For this unit only	
2	.Also used by another household	
3	.None	

DATA	SIZE	BEGIN
D L2-LVQTR	2	375
Control card items 13C and 13E housing/other unit		
U	All households	
V -9	.Not answered	
00	.Not answered (types B and C)	
01	.House, apartment, flat	
02	.Hu in nontransient hotel, motel etc.	
03	.Hu permanent in transient hotel, motel, etc.	
04	.Hu in rooming house	
05	.Mobile home or trailer with no permanent room added	
06	.Mobile home or trailer with one or more permanent rooms added	
07	.Hu not specified above	
08	.Quarters not hu in rooming or boarding house	
09	.Unit not permanent in transient hotel, motel, etc.	
10	.Unoccupied tent or trailer site	
11	.Other unit not specified above	
D L2-UNITS	2	380
Control card item 14 - number of units in structure, both occupied and vacant		
U	All households	
V -9	.Not answered	
00	.Not answered (types B and C)	
01	.Only "other" units	
02	.Mobile home or trailer	
03	.One, detached	
04	.One, attached	
05	.Two	
06	.3-4	
07	.5-9	
08	.10-19	
09	.20-49	
10	.50 or more	
D L2-TENUR	1	382
Control card item 15 - are the living quarters		
U	All households	
V 0	.Not answered (types B and C)	
1	.Owned or being bought by someone in the household	
2	.Rented for cash	
3	.Occupied without payment of cash rent	
9	.Not answered	

HOUSEHOLD

DATA	SIZE	BEGIN
D U2-PUBHS	2	383
Control card item 16A - is the residence in a public housing project; that is, is it owned by a local housing authority		
U All households		
V -1	.Ok	
00	.Not applicable	
01	.Yes	
02	.No	
D U2-LORNT	2	385
Control card item 16B - are you paying lower rent because the Federal, State, or local government is paying part of the cost		
U All households		
V -1	.Ok	
00	.Not applicable	
01	.Yes	
02	.No	
D H2ITM36A	1	367
Control card item 36A - wave number associated with the interview status		
U All households		
D H2ITM36B	2	368
Control card item 36B - interview status code		
U All households		
V 01	.Interviewed	
02	.No one home	
03	.Temporarily absent	
04	.Refused	
05	.Unable to locate	
06	.Other	
23	.Entire household out-of-scope	
24	.Moved; address unknown	
25	.Moved within country beyond limit	
26	.All sample persons relisted on new control card(s)	
D U2-RACE	1	390
Control card item 37A - race of reference person - only answered when household is type A noninterview		
U Type A noninterview households		
V 0	.Not applicable	

DATA SIZE BEGIN

- 1 .White
- 2 .Black
- 3 .American Indian, Eskimo or Aleut
- 4 .Asian or Pacific Islander
- 9 .Not answered

D L2-SEX 1 391
 Control card item 378 - sex of reference
 person - only applicable for type A
 noninterview households

U Type A noninterview households

V 0 .Not applicable

1 .Male

2 .Female

9 .Not answered

D L2-SIZE 2 392
 Control card item 370 - size of
 household - only applicable for type A
 noninterview households. Range = -9,30.

U Type A noninterview households

V -9 .Not answered

00 .Not applicable

D L2:TM36A 1 394
 Control card item 36A - wave of visit
 Range = 0,9.

U All households

D L2:TM36B 2 395
 Control card item 36B - month of visit
 Range = 0,12.

U All households

D L2TOTVST 2 397
 Control card item 36D - total number
 of personal visits

U All households

V -9 .Not answered

00 .Not applicable

D L2TOTPHN 2 399
 Control card item 36F - total number
 of telephone calls

U All households

V 00 .Not applicable

D L2CORSPP 3 401
 Control card item 38G - control card

HOUSEHOLD

DATA	SIZE	BEGIN
------	------	-------

respondents person number-

U All households

V 000 .Not applicable

D H2-0010 1 404

Control card source code 10 -
during listing did interviewer miss
any babies or small children - first
interview only

U All households

V 0 .Not answered

1 .Yes

2 .No

D H2-0012 1 405

Control card source code 12 -
during listing did interviewer miss
any loggers, boarders or persons
employed at the residence - first
interview

U All households

V 0 .Not answered

1 .Yes

2 .No

D H2-0014 1 406

Control card source code 14 -
during listing did interviewer miss
anyone who usually lives here but is
away now (traveling, at school, or in
a hospital) - first interview

U All households

V 0 .Not answered

1 .Yes

2 .No

D H2-0016 1 407

Control card source code 16 -
during listing did interviewer miss
anyone else staying at residence -
first interview

U All households

V 0 .Not answered

1 .Yes

2 .No

D H2-0016 1 408

Control card source code 16 -

DATA SIZE BEGIN

to be answered during first interview
at movers new address - are all persons
listed on control card now living at
this address

U Mover households

V 0 .Not applicable

1 .Yes

2 .No

0 H2-0020 1 409

Control card source code 20 -
to be answered during first interview
at movers new address - is anyone
else living or staying here now

U Mover households

V 0 .Not applicable

1 .Yes

2 .No

0 H2-0022 8 410

Control card source codes 22, 26, 30,
34, 38, 42, 46 and 50 - are all persons
listed as household members during the
previous wave interview still living or
staying here. There are 8 answer fields
(1 character each) for waves 2 through
9.

U All households

V 0 .Not applicable

1 .Yes

2 .No

0 H2-0024 8 415

Control card source codes 24, 28, 32,
36, 40, 44, 48 and 52 - is anyone not
listed during previous wave interview
currently living or staying here. There
are 8 answer fields (1 character each)
for waves 2 through 9.

U All households

V 0 .Not applicable

1 .Yes

2 .No

*

* Receipt of Program Benefits *

*

*

*

*

0 H2-MEANS 1 426

Receipt of benefits from a means-tested

HOUSEHOLD

DATA	SIZE	BEGIN
------	------	-------

program

U All households

V 0 .Not in universe or no persons
in household for this month

1 .One or more persons in household
received benefits from a means-tested
program

2 .No person in household received benefits
from a means-tested program

D H2-CASH 1 427

Receipt of cash benefits

U All households

V 0 .Not in universe or no persons
in household for this month

1 .One or more persons in household
received cash benefits from a
means-tested program

2 .No person in household received cash
benefits from a means-tested program

D H2NCASH 1 428

Receipt of noncash benefits

U All households

V 0 .Not in universe or no persons
in household for this month

1 .One or more persons in household
received food stamps

2 .One or more persons in household
received noncash benefits from a
program other than food stamps; no
person received food stamps

3 .No person in household received noncash
benefits

*		*
*	Household Low Income Cutoff	*
*		*

D H2-POVS 5 429

Low income cutoff for this household.
This is an annual income amount adjusted
to the current month. Range = 0,30000.

U All households

*		*
*	Household Income Aggregates	*
*	These aggregates were derived from	*
*	income figures that may have been	*
*	previously topcoded. For a further	*

DATA	SIZE	BEGIN
* discussion on topcoding; see the		*
* text section "Topcoding of Income		*
* Variables."		*
*		*
D H2TOTINC	8	434
Total household income for month 2 of the reference period. In dollars. Range = -1500000,1500000.		
U All households		
D H2-EARN	7	442
Total household earned income for month 2 of the reference period. In dollars. Range = 0,1500000.		
J All households		
D H2-PROP	6	449
Total household property income for month 2 of the reference period. In dollars. Range = -1500000,1500000.		
U All households		
D H2-TRAN	7	457
Total household means-tested cash transfers for month 2 of the reference period. In dollars. Range = 0,1500000.		
U All households		
D H2-OTHER	7	464
Total 'other' household income for month 2 of the reference period. In dollars. Range = 0,1500000.		
U All households		
D H2NONCASH	6	471
Noncash household income for month 2 of the reference period. In dollars. Includes dollar values for food stamps; WIC and energy assistance. Range = 0,150000.		
U All households		
D H2SOCSEC	6	477
Total household social security income for month 2 of the reference period. In dollars. Range = 0,999999.		
U All households		

HOUSEHOLD

DATA	SIZE	BEGIN
G H2-SSI	6	453
Total household supplemental security income for month 2 of the reference period. In dollars. Range = 0,999999.		
U All households		
D H2-UNEMP	6	489
Total household unemployment compensation for month 2 of the reference period. In dollars. Range = 0,999999.		
U All households		
D H2-VETS	6	495
Total household veterans payment income for month 2 of the reference period. In dollars. Range = 0,999999.		
U All households		
D H2-AFDC	6	501
Total household AFDC income for month 2 of the reference period. In dollars. Range = 0,999999.		
U All households		
D H2-FDSTP	6	507
Total household food stamps received for month 2 of the reference period. In dollars. Range = 0,999999.		
U All households		
*		*
* Recoded program questions		*
*		*
D H2-ENERGY	1	513
What type of energy assistance was received		
U Households receiving government energy assistance		
V 0 .Not applicable		
1 .Checks sent to household		
2 .Coupons or vouchers sent to household		
3 .Payments sent elsewhere		
4 .Checks and coupons or vouchers sent to household		
5 .Checks sent to household and payments sent elsewhere		
6 .Coupons or voucher sent to household		

DATA SIZE BEGIN

and payments sent elsewhere
7 .All three types of assistance

D H2-LUNCH 1 514
Are the lunches free or reduced-price

U Households with 1 or more
children age 5 to 18

V 0 .Not applicable
1 .Free
2 .Reduced-price
3 .Both

D H2-BREAK 1 515
Are the breakfasts free or reduced-price

U Households with 1 or more
children age 5 to 18

V 0 .Not applicable
1 .Free
2 .Reduced-price
3 .Both

* *
* Program questions *
* *

D H2-4816 1 516
Has this household received energy
assistance from the government in
the past 4 months

U All households

V 0 .Not in universe
1 .Yes

2 .No - skip to H2-4826

* *
* The next 3 fields (H2-4818 through *
* H2-4822) are possible answers to *
* the question: *
* *
* Was this assistance received in the *
* form of checks, coupons or vouchers *
* sent to this household or were the *
* payments sent directly to a utility *
* company, fuel dealer, or landlord *
* *

D H2-4818 1 517

Checks sent to household

U Households receiving government energy
assistance

V 0 .Not marked as a place where payments

HOUSEHOLD

DATA	SIZE	BEGIN
------	------	-------

were sent or not in universe based on response to H2-4816.

1 .Marked as a place where payments were sent

D H2-4820	1	518
-----------	---	-----

Coupons or vouchers sent to household

U Households receiving government energy assistance

V 0 .Not marked as a place where payments were sent or not in universe based on response to H2-4816.

1 .Marked as a place where payments were sent

D H2-4822	1	519
-----------	---	-----

Payments sent directly to utility company, fuel dealer, or landlord

U Households receiving government energy assistance

V 0 .Not marked as a place where payments were sent or not in universe based on response to H2-4816.

1 .Marked as a place where payments were sent

D H2-4824	6	520
-----------	---	-----

What was the total amount of the energy assistance received by this household during the past 4 months.
Range = 0,999999.

U Households receiving government energy assistance

V 0 .Not in universe

D H2-4826	1	526
-----------	---	-----

Check item P2

Are there any children 5 to 10 years old who live in the household

U All households

V 0 .Not in universe

1 .Yes

2 .No

D H2-4828	1	527
-----------	---	-----

Do any of the children in this household usually eat a complete hot lunch offered at school?

HOUSEHOL

DATA	SIZE	BEGIN
U House-holds with 1 or more children age 5 to 18		
V 0 .Not in universe		
1 .Yes		
2 .No		
D H2-4830	2	528
How many children		
Total children = 1,20.		
U Households with 1 or more children age 5 to 18		
V 00 .Not in universe		
D H2-4832	1	530
Do any of the children receive free or reduced-price lunches this school year because they qualified for the Federal school lunch program		
U Households with 1 or more children age 5 to 18		
V 0 .Not in universe		
1 .Yes		
2 .No- skip to H2-4840		
D H2-4834	2	531
How many children		
Total children = 1,20.		
U Households with 1 or more children age 5 to 18		
V 00 .Not in universe		
*		*
*	The next 2 fields (H2-4836 through	*
*	H2-4838) are possible answers to the	*
*	question:	*
*		*
*	Are the lunches free or are they	*
*	reduced-price	*
*		*
D H2-4836	1	533
Free lunch		
U Households with 1 or more children age 5 to 18 receiving free lunches		
V 0 .Not marked as a free lunch or not in universe based on response to H2-4832		
1 .Marked as a free lunch		

HOUSEHOLD

DATA	SIZE	BEGIN
D H2-4838	1	534
Reduced-price lunch		
U Households with 1 or more children age 5 to 18 receiving reduced-price lunches		
V D .Not marked as a reduced-price lunch or not in universe based on response to H2-4832		
1 .Marked as a reduced-price lunch		
D H2-4840	1	535
Do any of the children receive free or reduced-price school breakfasts this school year		
U Households with 1 or more children age 5 to 18		
V D .Not in universe		
1 .Yes		
2 .No		
D H2-4842	2	536
How many children		
Total children = 1,20.		
L Households with 1 or more children age 5 to 18		
V 00 .Not in universe		
*		*
* The next 2 fields (H2-4844 through		*
* H2-4846) are possible answers to the		*
* question:		*
*		*
* Are the breakfasts free or are they		*
* reduced-price		*
*		*
D H2-4844	1	538
Free breakfast		
U Households with 1 or more children age 5 to 18 receiving free breakfasts		
V D .Not marked as a free breakfast or not in universe based on response to H2-4840		
1 .Marked as a free breakfast		
D H2-4846	1	539
Reduced-price breakfast		

DATA	SIZE	BEGIN
U Households with 1 or more children age 5 to 18 receiving reduced-price breakfasts		
V 0		.Not marked as a reduced-price breakfast or not in universe based on response to H2-4840
1		.Marked as a reduced-price breakfast
*		*
*		Program questions imputation flags
*		*
D H2-IMP06	1	540
		Program questions imputation flag 6 Imputation of H2-4816
V 0		.Not imputed
1		.Imputed
D H2-IMP07	1	541
		Program questions imputation flag 7 Imputation of H2-4818
V 0		.Not imputed
1		.Imputed
D H2-IMP08	1	542
		Program questions imputation flag 8 Imputation of H2-4820
V 0		.Not imputed
1		.Imputed
D H2-IMP09	1	543
		Program questions imputation flag 9 Imputation of H2-4822
V 0		.Not imputed
1		.Imputed
D H2-IMP10	1	544
		Program questions imputation flag 10 Imputation of H2-4824
V 0		.Not imputed
1		.Imputed
D H2-IMP11	1	545
		Program questions imputation flag 11 Imputation of H2-4826
V 0		.Not imputed
1		.Imputed
D H2-IMP12	1	546
		Program questions imputation flag 12

80

HOUSEHOLD

DATA	SIZE	BEGIN
Imputation of H2-4830		
V 0 .Not imputed		
1 .Imputed		
D H2-IMP13	1	547
Program questions imputation flag 13		
Imputation of H2-4832		
V 0 .Not imputed		
1 .Imputed		
D H2-IMP14	1	548
Program questions imputation flag 14		
Imputation of H2-4834		
V 0 .Not imputed		
1 .Imputed		
D H2-IMP15	1	549
Program questions imputation flag 15		
Imputation of H2-4836		
V 0 .Not imputed		
1 .Imputed		
D H2-IMP16	1	550
Program questions imputation flag 16		
Imputation of H2-4838		
V 0 .Not imputed		
1 .Imputed		
D H2-IMP17	1	551
Program questions imputation flag 17		
Imputation of H2-4840		
V 0 .Not imputed		
1 .Imputed		
D H2-IMP18	1	552
Program questions imputation flag 18		
Imputation of H2-4842		
V 0 .Not imputed		
1 .Imputed		
D H2-IMP19	1	553
Program questions imputation flag 19		
Imputation of H2-4844		
V 0 .Not imputed		
1 .Imputed		
D H2-IMP20	1	554
Program questions imputation flag 20		

DATA SIZE BEGIN

Imputation of H2-4346

V 0 .Not imputed
1 .Imputed

D H3-ADDIO 2 556
Current address ID. - This field
differentiates households within
the same psu, segment, and serial;
that is, households which originate
out of an original sample household
U All households

D H3-MONTH 2 557
Month for which this household is
defined.
Range = 1,12
U All households

D H3-YEAR 2 559
Year for which this household is
defined.
Range = 83,86
U All households

D H3-NF 2 561
Number of families and pseudo
families in this household in month 3
of the reference period.
Range = 0,30
U All households

D H3-FFCNT 2 563
Count of number of family groups
(excluding related subfamilies) in
this household in month 3 of the
reference period.
Range = 0,30
U All households

D H3-SSCNT 2 565
Count of number of related subfamily
groups in this household in month 3
of the reference period.
Range = 0,30
U All households

D H3REFPER 5 567
Entry address ID and person number of
the household reference person in

82

HOUSEHOLD

DATA SIZE BEGIN

month 3 of the reference period
U All households

D HG-MP 2 572
Number of persons in household in
month 3 of the reference period
Range = 0,30
U All households

D HG-MIS 1 574
Monthly household interview status
U All households
V 1 .Interview
2 .Noninterview
3 .Not in sample

D HG-INT1 2 575
Wave 1 household interview status
U All households
V 00 .Not a wave 1 household
01 .Interviewed
02 .No one home
03 .Temporarily absent
04 .Refused
05 .Unable to locate
06 .Other
07 .Vacant
10 .Occupied by persons with LRE
11 .Unit or to be demolished
12 .Under construction; not ready
13 .Converted to temporary business
or storage
14 .Unoccupied tent or trailer site
15 .Permit granted; construction not
started
16 .Other type B
17 .Demolished
18 .House or trailer moved
19 .Converted to permanent business
or storage
20 .Merged
21 .Condemned
22 .Other

D HG-FILL1 12 577
Zero filler

D HG-UGT 10 569
Unusable

DATA	SIZE	BEGIN
Four implied decimal places. Range = 0.0000,100000.0000		
U All households		
D H3-FILL2	2	599
Zero filler		
D H3-HSC	1	601
Half sample code for variance estimation		
U All households		
D H3-STRAT	2	602
Stratum code for variance estimation		
U All households		
D H3-STATE	2	604
FIPS State code for the household		
U All households		
V 01. Alabama		
04. Arizona		
05. Arkansas		
06. California		
08. Colorado		
09. Connecticut		
10. Delaware		
11. District of Columbia		
12. Florida		
13. Georgia		
15. Hawaii		
17. Illinois		
18. Indiana		
19. Iowa		
20. Kansas		
21. Kentucky		
22. Louisiana		
23. Maine		
24. Maryland		
25. Massachusetts		
26. Michigan		
27. Minnesota		
29. Missouri		
30. Montana		
31. Nebraska		
32. Nevada		
33. New Hampshire		
34. New Jersey		
36. New York		
37. North Carolina		
38. North Dakota		

HOUSEHOLD

DATA	SIZE	BEGIN
39.Ohio		
40.Oklahoma		
41.Oregon		
42.Pennsylvania		
44.Rhode Island		
45.South Carolina		
47.Tennessee		
48.Texas		
49.Utah		
50.Vermont		
51.Virginia		
53.Washington		
55.Wisconsin		
90.Idaho; New Mexico; South Dakota; Wyoming		
91.Mississippi; West Virginia		
D H3-METRO	1	606
Metropolitan subsample		
U All households		
V 1 .In metropolitan subsample		
2 .Not in metropolitan subsample (may be metro or nonmetro)		
D H3-MSA	4	607
Identifiable MSA/CMSA codes as defined in 1983		
U All households		
V 0000 .Not in metropolitan subsample or not in an identifiable MSA		
0160	.Albany-Schenectady-Troy, NY	
0640	.Austin, TX	
0840	.Beaumont-Port Arthur, TX	
1000	.Birmingham, AL	
1122	.Boston-Lawrence-Salem, MA-NH CMSA (part in MA only)	
1282	.Buffalo-Niagara Falls, NY CMSA	
1602	.Chicago-Gary-Lake County (IL); IL-IN-WI CMSA (parts in IL and IN only)	
1642	.Cincinnati-Hamilton, OH-KY-IN CMSA (parts in OH and KY only)	
1692	.Cleveland-Akron-Lorain, OH CMSA	
1840	.Columbus, OH	
1922	.Dallas-Fort Worth, TX CMSA	
2000	.Dayton-Springfield, OH	
2082	.Denver-Boulder, CO CMSA	
2162	.Detroit-Ann Arbor, MI CMSA	
2400	.Eugene-Springfield, OR	

DATA	SIZE	BEGIN
2840	.Fresno, CA	
3120	.Greensboro-Winston-Salem-High Point, NC	
3240	.Harrisburg-Lebanon-Carlisle, PA	
3282	.Hartford-New Britain-Middletown, CT CMSA	
3320	.Honolulu, HI	
3362	.Houston-Galveston-Brazoria, TX CMSA	
3450	.Indianapolis, IN	
3762	.Kansas City, MO-Kansas City, KS CMSA (part in MO only)	
4000	.Lancaster, PA	
4472	.Los Angeles-Anaheim-Riverside, CA CMSA	
4720	.Madison, WI	
4920	.Memphis, TN-AR-MS (part in TN only)	
4992	.Miami-Fort Lauderdale, FL CMSA	
5082	.Milwaukee-Racine, WI CMSA	
5160	.Mobile, AL	
5360	.Nashville, TN	
5480	.New Haven-Meriden, CT	
5560	.New Orleans, LA	
5602	.New York-Northern NJ-Long Island, NY-NJ-CT CMSA	
5680	.Oklahoma City, OK	
5920	.Omaha, NE-IA (part in NE only)	
5960	.Orlando, FL	
6162	.Philadelphia-Wilmington-Trenton, PA-NJ-DE-MD CMSA (parts in PA, NJ, and DE only)	
6200	.Phoenix, AZ	
6282	.Pittsburgh-Seaver Valley, PA CMSA	
6442	.Portland-Vancouver, OR-WA CMSA (part in OR only)	
6840	.Rochester, NY	
6920	.Sacramento, CA	
7042	.St. Louis-E. St. Louis-Alton, MO-IL CMSA (part in MO only)	
7080	.Salem, OR	
7240	.San Antonio, TX	
7320	.San Diego, CA	
7362	.San Francisco-Oakland-San Jose, CA CMSA	
7560	.Scranton-Wilkes-Barre, PA	
8000	.Springfield, MA	
8280	.Tampa-St. Petersburg-Clearwater, FL	
8400	.Toledo, OH	
8520	.Tucson, AZ	
8560	.Tulsa, OK	

HOUSEHOLD

DATA	SIZE	BEGIN
8840	.Washington; DC-MD-VA	
8960	.West Palm Beach-Boca Raton-Delray Beach; FL	
9240	.Worcester; MA	
9280	.York; PA	
9320	.Youngstown-Warren; OH	
*		*
*	Edited control card fields	*
*		*
D H3-ACCES	1	611
	Control card item 132 - access to the unit	
U	All households	
V 0	.Not applicable	
1	.Direct - skip to houseunit	
2	.Through another unit	
D H3-KTCHN	1	612
	Control card item 130 - kitchen facilities	
U	All households	
V 0	.Not applicable	
1	.For this unit only	
2	.Also used by another household	
3	.None	
D H3-LVQTR	2	613
	Control card items 130 and 132 - housing/other unit	
U	All households	
V 00	.Not applicable	
01	.House; apartments; flat	
02	.Hu in nontransient hotels; motel etc.	
03	.Hu; permanent in transient hotels; motels; etc.	
04	.Hu in rooming house	
05	.Mobile home or trailer with no permanent room added	
06	.Mobile home or trailer with one or more permanent rooms added	
07	.Hu not specified above	
08	.Quarters not hu in rooming or boarding house	
09	.Unit not permanent in transient hotels; motels; etc.	
10	.Unoccupied tent or trailer site	
11	.Other unit not specified above	

DATA	SIZE	BEGIN
D HB-UNITS	2	615
Control card item 14 - number of units in structure; both occupied and vacant		
U All households		
V 00	.Not applicable	
01	.Only 'other' units	
02	.Mobile home or trailer	
03	.One, detached	
04	.One, attached	
05	.Two	
06	.3-4	
07	.5-9	
08	.10-19	
09	.20-49	
10	.50 or more	
D HB-TENUR	1	617
Control card item 15 - are the living quarters		
U All households		
V 1	.Owned or being bought by someone in the household	
2	.Rented for cash	
3	.Occupied without payment of cash rent	
D HB-PUBHE	1	618
Control card item 16A - is the residence in a public housing project; that is, is it owned by a local housing authority		
U All households		
V 0	.Not applicable	
1	.Yes	
2	.No	
D HB-LORNT	1	619
Control card item 16B - are you paying lower rent because the Federal, State, or local government is paying part of the cost		
U All households		
V 0	.Not applicable	
1	.Yes	
2	.No	
D HB-RACE	1	620
Control card item 37A - race of reference person - only answered when household is type A noninterview		
U Type A noninterview households		

HOUSEHOLD

DATA	SIZE	BEGIN
V 0 .Not applicable		
1 .White		
2 .Black		
3 .American Indian, Eskimo or Aleut		
4 .Asian or Pacific Islander		
D H3-SEX	1	621
Control card item 376 - sex of reference person - only applicable for type A noninterview households		
U Type A noninterview households		
V 0 .Not applicable		
1 .Male		
2 .Female		
D H3-SIZE	2	622
Control card item 370 - size of household - only applicable for type A noninterview households. Range = 0-30		
U Type A noninterview households		
V 00 .Not applicable		
* *		*
* Preedited control card section		*
* *		*
D H3-SAMPL	2	624
Sample code - indicates panel year		
U All households		
D H3-SEG	1	626
Segment type - item 4 on the control card		
U All households		
V 1 .Address		
2 .Unit		
3 .Permit		
4 .Area		
5 .Special place		
D H3-INTCD	3	627
Interviewer code, an alphabetic followed by two numerics		
U All households		
D USCCWAVE	1	630
Wave for which the control card was first prepared (should be the wave in which household came into existence)		
U All households		

DATA SIZE BEGIN

0 US-FRMSLE 1 631

Control card item 128 - during the past 12 months did sales of crops, livestock, and other farm products from the place amount to \$1000 or more

U All households

V 0 .Not answered

1 .Yes

2 .No

3 .Not applicable

0 US-ACCES 1 632

Control card item 138 - access to the unit

U All households

V 0 .Not applicable

1 .Direct - skip to housunit

2 .Through another unit

0 US-KTCHN 1 633

Control card item 130 - kitchen facilities

U All households

V 0 .Not applicable

1 .For this unit only

2 .Also used by another household

3 .None

0 US-LVOTR 2 634

Control card items 130 and 132 housing/other unit

U All households

V -9 .Not answered

00 .Not answered (types B and C)

01 .House, apartment, flat

02 .Hu in nontransient hotels, motel etc.

03 .Hu permanent in transient hotels, motels, etc.

04 .Hu in rooming house

05 .Mobile home or trailer with no permanent room added

06 .Mobile home or trailer with one or more permanent rooms added

07 .Hu not specified above

08 .Quarters not hu in rooming or boarding house

09 .Unit not permanent in transient hotels, motels, etc.

90

HOUSEHOLD

DATA SIZE BEGIN

10 .Unoccupied tent or trailer site

11 .Other unit not specified above

D UB-UNITS 2 636

Control card item 14 - number of units
in structure, both occupied and vacant

U All households

V -9 .Not answered

00 .Not answered (types B and C)

01 .Only 'other' units

02 .Mobile home or trailer

03 .One, detached

04 .One, attached

05 .Two

06 .3-4

07 .5-9

08 .10-19

09 .20-49

10 .50 or more

D UB-TENUR 1 638

Control card item 15 - are the living
quarters

U All households

V 0 .Not answered (types B and C)

1 .Owned or being bought by someone
in the household

2 .Rented for cash

3 .Occupied without payment of cash rent

9 .Not answered

D UB-PLB-RE 2 639

Control card item 16A - is the residence
in a public housing project; that is, is
it owned by a local housing authority

U All households

V -1 .Dk

00 .Not applicable

01 .Yes

02 .No

D UB-LORNT 2 641

Control card item 16B - are you paying
lower rent because the Federal, State,
or local government is paying part of
the cost

U All households

V -1 .Dk

DATA	SIZE	BEGIN
C0 .Not applicable		
C1 .Yes		
C2 .No		
D H3:TM36A	1	643
Control card item 36A - wave number associated with the interview status		
U All households		
D H3:TM36B	2	644
Control card item 36B - interview status code		
U All households		
V 01 .Interviewed		
02 .No one home		
03 .Temporarily absent		
04 .Refused		
05 .Unable to locate		
06 .Other		
23 .Entire household out-of-scope		
24 .Moved; address unknown		
25 .Moved within country beyond limit		
26 .All sample persons relisted on new control card(s)		
D L3-RACE	1	646
Control card item 37A - race of reference person - only answered when household is type A noninterview		
U Type A non-interview households		
V 0 .Not applicable		
1 .White		
2 .Black		
3 .American Indian, Eskimo or Aleut		
4 .Asian or Pacific Islander		
9 .Not answered		
D L3-SEX	1	647
Control card item 37B - sex of reference person - only applicable for type A noninterview households		
U Type A noninterview household		
V 0 .Not applicable		
1 .Male		
2 .Female		
9 .Not answered		
D L3-SIZE	2	648
Control card item 37C - size of		

HOUSEHOLD

DATA	SIZE	BEGIN
------	------	-------

household - only applicable for type A
noninterview households. Range = -9,30.

U Type A noninterview households

V -9 .Not answered

00 .Not applicable

D LB1TM36A	1	652
------------	---	-----

Control card item 36A - wave of visit
Range = 0,7.

U All households

D LB1TM36B	2	651
------------	---	-----

Control card item 36B - month of visit
Range = 0,12.

U All households

D LB1TOTVST	2	653
-------------	---	-----

Control card item 36D - total number
of personal visits

U All households

V -9 .Not answered

00 .Not applicable

D LB1TOTPHN	2	656
-------------	---	-----

Control card item 36F - total number
of telephone calls

U All households

V 00 .Not applicable

D LB3CRSPP	3	657
------------	---	-----

Control card item 36G - control card
respondents person number

U All households

V 000 .Not applicable

D H3-0010	1	660
-----------	---	-----

Control card source code 10 -
during listing did interviewer miss
any babies or small children - first
interview only

U All households

V 0 .Not answered

1 .Yes

2 .No

D H3-0012	1	661
-----------	---	-----

Control card source code 12 -
during listing did interviewer miss

DATA	SIZE	BEGIN
any lodgers, boarders or persons employed at the residence - first interview		
U All households		
V 0 .Not answered		
1 .Yes		
2 .No		
D H3-0014	1	662
Control card source code 14 - during listing did interviewer miss anyone who usually lives here but is away now traveling, at school, or in a hospital - first interview		
U All households		
V 0 .Not answered		
1 .Yes		
2 .No		
D H3-0016	1	663
Control card source code 16 - during listing did interviewer miss anyone else staying at residence - first interview		
U All households		
V 0 .Not answered		
1 .Yes		
2 .No		
D H3-0018	1	664
Control card source code 18 - to be answered during first interview at movers new address - are all persons listed on control card now living at this address		
U Mover households		
V 0 .Not applicable		
1 .Yes		
2 .No		
D H3-0020	1	665
Control card source code 20 - to be answered during first interview at movers new address - is anyone else living or staying here now		
U Mover households		
V 0 .Not applicable		
1 .Yes		
2 .No		

HOUSE-OLD

DATA	SIZE	BEGIN
D H3-0022	8	666
Control card source codes 22, 26, 30, 34, 38, 42, 46 and 50 - are all persons listed as household members during the previous wave interview still living or staying here. There are 8 answer fields (1 character each) for waves 2 through 9.		
U All households		
V 0 .Not applicable		
1 .Yes		
2 .No		
D H3-0024	8	674
Control card source codes 24, 28, 32, 36, 40, 44, 48 and 52 - is anyone not listed during previous wave interview currently living or staying here. There are 8 answer fields (1 character each) for waves 2 through 9.		
U All households		
V 0 .Not applicable		
1 .Yes		
2 .No		
*		*
* Receipt of Program Benefits		*
*		*
D H3-MEANS	1	682
Receipt of benefits from a means-tested program		
U All households		
V 0 .Not in universe or no persons in household for this month.		
1 .One or more persons in household received benefits from a means-tested program		
2 .No person in household received benefits from a means-tested program		
D H3-CASH	1	683
Receipt of cash benefits		
U All households		
V 0 .Not in universe or no persons in household for this month.		
1 .One or more persons in household received cash benefits from a means-tested program		

HOUSEHOLD

DATA	SIZE	BEGIN
------	------	-------

month 3 of the reference period.
In dollars. Range = -1500000,1500000.

U All households

D H3-TRAN	7	713
-----------	---	-----

Total household means-tested cash transfers for month 3 of the reference period. In dollars. Range = 0,1500000.

U All households

D H3-OTHER	7	720
------------	---	-----

Total 'other' household income for month 3 of the reference period. In dollars. Range = 0,1500000.

U All households

D H3NONCASH	6	727
-------------	---	-----

Noncash household income for month 3 of the reference period. In dollars. Includes dollar values for food stamps; WIC and energy assistance. Range = 0,1500000.

U All households

D H3SOCSEC	6	733
------------	---	-----

Total household social security income for month 3 of the reference period. In dollars. Range = 0,9999999.

U All households

D H3-SSI	6	739
----------	---	-----

Total household supplemental security income for month 3 of the reference period. In dollars. Range = 0,9999999.

U All households

D H3-UNEMP	6	745
------------	---	-----

Total household unemployment compensation for month 3 of the reference period. In dollars. Range = 0,9999999.

U All households

D H3-VETS	6	751
-----------	---	-----

Total household veterans payment income for month 3 of the reference period. In dollars. Range = 0,9999999.

U All households

DATA	SIZE	BEGIN
D H3-AFDC	6	757
Total household AFDC income for month 3 of the reference period. In dollars. Range = 0,999999.		
U All households		
D H3-FDSTP	6	763
Total household food stamps received for month 3 of the reference period. In dollars. Range = 0,999999.		
U All households		
*		*
* Recoded program questions		*
*		*
D H3-ENERGY	1	769
What type of energy assistance was received		
L Households receiving government energy assistance		
V 0 .Not applicable		
1 .Checks sent to household		
2 .Coupons or vouchers sent to household		
3 .Payments sent elsewhere		
4 .Checks and coupons or vouchers sent to household		
5 .Checks sent to household and payments sent elsewhere		
6 .Coupons or voucher sent to household and payments sent elsewhere		
7 .All three types of assistance		
D H3-LUNCH	1	770
Are the lunches free or reduced-price		
U Households with 1 or more children age 5 to 18		
V 0 .Not applicable		
1 .Free		
2 .Reduced-price		
3 .Both		
D H3-BREAK	1	771
Are the breakfasts free or reduced-price		
U Households with 1 or more children age 5 to 18		
V 0 .Not applicable		
1 .Free		
2 .Reduced-price		
3 .Both		

HOUSEHOLD

DATA	SIZE	BEGIN
------	------	-------

*		*
* Program questions		*
*		*

D H3-4816 1 772
 Has this household received energy assistance from the government in the past 4 months

U All households

V 0 .Not in universe

1 .Yes

2 .No - skip to H3-4826

*		*
* The next 3 fields (H3-4818 through H3-4822) are possible answers to the question:		*
*		*
* Was this assistance received in the form of checks, coupons or vouchers sent to this household or were the payments sent directly to a utility company, fuel dealer, or landlord		*
*		*

D H3-4818 1 773
 Checks sent to household

U Households receiving government energy assistance

V 0 .Not marked as a place where payments were sent or not in universe based on response to H3-4816.

1 .Marked as a place where payments were sent

D H3-4820 1 774
 Coupons or vouchers sent to household

U Households receiving government energy assistance

V 0 .Not marked as a place where payments were sent or not in universe based on response to H3-4816.

1 .Marked as a place where payments were sent

D H3-4822 1 775
 Payments sent directly to utility company, fuel dealer, or landlord

U Households receiving government energy

DATA SIZE BEGIN

assistance

V 0 .Not marked as a place where payments
were sent or not in universe based
on response to H3-4816.

1 .Marked as a place where payments
were sent

D H3-4824 6 776

What was the total amount of the
energy assistance received by this
household during the past 4 months.
Range = 0,999999.

U Households receiving government energy
assistance

V 0 .Not in universe

D H3-4826 1 782

Check item P2

Are there any children 5 to 16 years
old who live in the household

U All households

V 0 .Not in universe

1 .Yes

2 .No

D H3-4828 1 783

Do any of the children in this
household usually eat a complete
hot lunch offered at school

U Households with 1 or more
children age 5 to 18

V 0 .Not in universe

1 .Yes

2 .No

D H3-4830 2 784

How many children

Total children = 1,20.

U Households with 1 or more
children age 5 to 18

V 00 .Not in universe

D H3-4832 1 786

Do any of the children receive free
or reduced-price lunches this
school year because they qualified
for the Federal school lunch
program

U Households with 1 or more

HOUSEHOLD

DATA	SIZE	BEGIN
------	------	-------

children age 5 to 18		
----------------------	--	--

V 0 .Not in universe		
----------------------	--	--

1 .Yes		
--------	--	--

2 .No- skip to H3-4840		
------------------------	--	--

D H3-4834	2	767
-----------	---	-----

How many children		
-------------------	--	--

Total children = 1,201		
------------------------	--	--

U Households with 1 or more		
-----------------------------	--	--

children age 5 to 18		
----------------------	--	--

V 00 .Not in universe		
-----------------------	--	--

* The next 2 fields (H3-4836 through	*	*
* H3-4838) are possible answers to the	*	*
* question:	*	*
* Are the lunches free or are they	*	*
* reduced-price	*	*
*	*	*

D H3-4836	1	789
-----------	---	-----

Free lunch		
------------	--	--

U Households with 1 or more		
children age 5 to 18 receiving		
free lunches		

V 0 .Not marked as a free lunch or not		
in universe based on response to		
H3-4832		

1 .Marked as a free lunch		
---------------------------	--	--

D H3-4838	1	790
-----------	---	-----

Reduced-price lunch		
---------------------	--	--

U Households with 1 or more		
children age 5 to 18 receiving		
reduced-price lunches		

V 0 .Not marked as a reduced-price		
lunch or not in universe based on		
response to H3-4832		

1 .Marked as a reduced-price		
lunch		

D H3-4840	1	791
-----------	---	-----

Do any of the children receive free		
or reduced-price school breakfasts		
this school year		

U Households with 1 or more		
children age 5 to 18		

V 0 .Not in universe		
----------------------	--	--

HOUSEHOL

DATA	SIZE	BEGIN
1 .Yes		
2 .No		
D H3-4842	2	792
How many children		
Total children = 1,20.		
U Households with 1 or more children age 5 to 18		
V 00 .Not in universe		
*		*
* The next 2 fields (H3-4844 through		*
* H3-4846) are possible answers to the		*
* question:		*
*		*
* Are the breakfasts free or are they		*
* reduced-price		*
*		*
D H3-4844	1	794
Free breakfast		
U Households with 1 or more children age 5 to 18 receiving free breakfasts		
V 0 .Not marked as a free breakfast or not in universe based on response to H3-4840		
1 .Marked as a free breakfast		
D H3-4846	1	795
Reduced-price breakfast		
U Households with 1 or more children age 5 to 18 receiving reduced-price breakfasts		
V 0 .Not marked as a reduced-price breakfast or not in universe based on response to H3-4840		
1 .Marked as a reduced-price breakfast		
*		*
* Program questions imputation flags		*
*		*
D H3-IMF06	1	796
Program questions imputation flag 6		
Imputation of H3-4816		
V 0 .Not imputed		
1 .Imputed		
D H3-IMF07	1	797
Program questions imputation flag 7		

102

HOUSEHOLD

DATA SIZE BEGIN

Imputation of H3-4818

V 0 .Not imputed

1 .Imputed

D H3-IMP08 1 798

Program questions imputation flag 8

Imputation of H3-4820

V 0 .Not imputed

1 .Imputed

D H3-IMP09 1 799

Program questions imputation flag 9

Imputation of H3-4822

V 0 .Not imputed

1 .Imputed

D H3-IMP10 1 800

Program questions imputation flag 10

Imputation of H3-4824

V 0 .Not imputed

1 .Imputed

D H3-IMP11 1 801

Program questions imputation flag 11

Imputation of H3-4826

V 0 .Not imputed

1 .Imputed

D H3-IMP12 1 802

Program questions imputation flag 12

Imputation of H3-4830

V 0 .Not imputed

1 .Imputed

D H3-IMP13 1 803

Program questions imputation flag 13

Imputation of H3-4832

V 0 .Not imputed

1 .Imputed

D H3-IMP14 1 804

Program questions imputation flag 14

Imputation of H3-4834

V 0 .Not imputed

1 .Imputed

D H3-IMP15 1 805

Program questions imputation flag 15

DATA	SIZE	BEGIN
Imputation of H3-4836		
V 0		.Not imputed
1		.Imputed
D H3-IMP16	1	806
Program questions imputation flag 16		
Imputation of H3-4838		
V 0		.Not imputed
1		.Imputed
D H3-IMP17	1	807
Program questions imputation flag 17		
Imputation of H3-4840		
V 0		.Not imputed
1		.Imputed
D H3-IMP18	1	808
Program questions imputation flag 18		
Imputation of H3-4842		
V 0		.Not imputed
1		.Imputed
D H3-IMP19	1	809
Program questions imputation flag 19		
Imputation of H3-4844		
V 0		.Not imputed
1		.Imputed
D H3-IMP20	1	810
Program questions imputation flag 20		
Imputation of H3-4846		
V 0		.Not imputed
1		.Imputed
D H4-ADD10	2	811
Current address 10. - This field differentiates households within the same psu, segment, and serial; that is, households which originate out of an original sample household		
U All households		
D H4-MONTH	2	813
Month for which this household is defined.		
Range = 1,12		
U All households		
D H4-YEAR	2	815
Year for which this household is		

104

HOUSEHOLD

DATA SIZE BEGIN

defined.

Range = 83,86

U All households

D H4-NF 2 817

Number of families and pseudo families in this household in month 4 of the reference period.

Range = 0,30

U All households

D H4-FFCNT 2 819

Count of number of family groups (excluding related subfamilies) in this household in month 4 of the reference period.

Range = 0,30

U All households

D H4-SSCNT 2 821

Count of number of related subfamily groups in this household in month 4 of the reference period.

Range = 0,30

U All households

D H4REFPER 5 823

Entry address ID and person number of the household reference person in month 4 of the reference period

U All households

D H4-NP 2 828

Number of persons in household in month 4 of the reference period

Range = 0,30

U All households

D H4-MIS 1 830

Monthly household interview status

U All households

V 1 .Interview

2 .Noninterview

3 .Not in sample

D H4-INT1 2 831

Wave 1 household interview status

U All households

DATA	SIZE	BEGIN
V 00 .Not a wave 1 household		
01 .Interviewed		
02 .No one home		
03 .Temporarily absent		
04 .Refused		
05 .Unable to locate		
06 .Other		
09 .Vacant		
10 .Occupied by persons with LRE		
11 .Unfit or to be demolished		
12 .Under construction; not ready		
13 .Converted to temporary business or storage		
14 .Unoccupied tent or trailer site		
15 .Permit granted; construction not started		
16 .Other type B		
17 .Demolished		
18 .House or trailer moved		
19 .Converted to permanent business or storage		
20 .Merged		
21 .Condemned		
22 .Other		
D H4-FILL1	12	833
Zero filler.		
D H4-WGT	10	845
Household weight—month 4.		
Four implied decimal places.		
Range = 0.0000;100000.0000		
U All households		
D H4-FILL2	2	855
Zero filler		
D H4-HSC	1	857
Half sample code for variance estimation		
U All households		
D H4-STRAT	2	858
Stratum code for variance estimation		
U All households		
D H4-STATE	2	860
FIPS State code for the household		
U All households		
V 01.Alabama		

HOUSEHOLD

DATA	SIZE	BEGIN
04. Arizona		
05. Arkansas		
06. California		
08. Colorado		
09. Connecticut		
10. Delaware		
11. District of Columbia		
12. Florida		
13. Georgia		
15. Hawaii		
17. Illinois		
18. Indiana		
19. Iowa		
20. Kansas		
21. Kentucky		
22. Louisiana		
23. Maine		
24. Maryland		
25. Massachusetts		
26. Michigan		
27. Minnesota		
29. Missouri		
30. Montana		
31. Nebraska		
32. Nevada		
33. New Hampshire		
34. New Jersey		
36. New York		
37. North Carolina		
38. North Dakota		
39. Ohio		
40. Oklahoma		
41. Oregon		
42. Pennsylvania		
44. Rhode Island		
45. South Carolina		
47. Tennessee		
48. Texas		
49. Utah		
50. Vermont		
51. Virginia		
53. Washington		
55. Wisconsin		
90. Idaho, New Mexico, South Dakota, Wyoming		
91. Mississippi, West Virginia		

0 H4-METRO 1 862
Metropolitan subsample

DATA	SIZE	BEGIN
U		All households
V 1		.In metropolitan subsample
2		.Not in metropolitan subsample (may be metro or nonmetro)
D H4-MSA	4	B63
		Identifiable MSA/CMSA codes as defined in 1963
U		All households
V 0000		.Not in metropolitan subsample or not in an identifiable MSA
0160		.Albany-Schenectady-Troy, NY
0640		.Austin, TX
0840		.Beaumont-Fort Arthur, TX
1000		.Birmingham, AL
1122		.Boston-Laurence-Salem, MA-NH CMSA (part in MA only)
1282		.Buffalo-Niagara Falls, NY CMSA
1602		.Chicago-Gary-Lake County (IL), IL-IN-WI CMSA (parts in IL and IN only)
1642		.Cincinnati-Hamilton, OH-KY-IN CMSA (parts in OH and KY only)
1692		.Cleveland-Akron-Lorain, OH CMSA
1840		.Columbus, OH
1922		.Dallas-Fort Worth, TX CMSA
2000		.Dayton-Springfield, OH
2082		.Denver-Boulder, CO CMSA
2162		.Detroit-Ann Arbor, MI CMSA
2400		.Eugene-Springfield, OR
2840		.Fresno, CA
3120		.Greensboro-Winston-Salem-High Point, NC
3240		.Harrisburg-Lebanon-Carlisle, PA
3282		.Hartford-New Britain-Middletown, CT CMSA
3320		.Honolulu, HI
3362		.Houston-Galveston-Brazoria, TX CMSA
3480		.Indianapolis, IN
3762		.Kansas City, MO-Kansas City, KS CMSA (part in MO only)
4000		.Lancaster, PA
4472		.Los Angeles-Anaheim-Riverside, CA CMSA
4720		.Madison, WI
4920		.Memphis, TN-AR-MS (part in TN only)
4992		.Miami-Fort Lauderdale, FL CMSA
5082		.Milwaukee-Racine, WI CMSA
5160		.Mobile, AL

HOUSEHOLD

DATA	SIZE	BEGIN
5360	.Nashville, TN	
5480	.New Haven-Meriden, CT	
5560	.New Orleans, LA	
5602	.New York-Northern NJ-Long Island, NY-NJ-CT CMSA	
5680	.Oklahoma City, OK	
5920	.Omaha, NE-IA (part in NE only)	
5960	.Orlando, FL	
6162	.Philadelphia-Wilmington-Trenton, PA-NJ-DE-MD CMSA (parts in PA, NJ, and DE only)	
6200	.Phoenix, AZ	
6282	.Pittsburgh-Beaver Valley, PA CMSA	
6442	.Portland-Vancouver, OR-WA CMSA (part in OR only)	
6840	.Rochester, NY	
6920	.Sacramento, CA	
7042	.St. Louis-E. St Louis-Alton, MO-IL CMSA (part in MO only)	
7080	.Salem, OR	
7240	.San Antonio, TX	
7320	.San Diego, CA	
7362	.San Francisco-Oakland-San Jose, CA CMSA	
7560	.Scranton-Wilkes-Barre, PA	
8000	.Springfield, MA	
8280	.Tampa-St. Petersburg-Clearwater, FL	
8400	.Toledo, OH	
8520	.Tucson, AZ	
8560	.Tulsa, OK	
8840	.Washington, DC-MD-VA	
8960	.West Palm Beach-Boca Raton-Delray Beach, FL	
9240	.Worcester, MA	
9280	.York, PA	
9320	.Youngstown-Warren, OH	

* *
 * Edited control card fields *
 * *

D HA-ACCES 1 867
 Control card item 138 - access to
 the unit

U All households

V D .Not applicable

1 .Direct - skip to housunit

2 .Through another unit

DATA	SIZE	BEGIN
D H4-KTCHN	1	868
Control card item 13C - kitchen facilities		
U	All households	
V 0	.Not applicable	
1	.For this unit only	
2	.Also used by another household	
3	.None	
D H4-LVQTR	2	869
Control card items 13D and 13E - housing/other unit		
U	All households	
V 00	.Not applicable	
01	.House, apartment, flat	
02	.Hu in nontransient hotel, motel etc.	
03	.Hu permanent in transient hotel, motel, etc.	
04	.Hu in rooming house	
05	.Mobile home or trailer with no permanent room added	
06	.Mobile home or trailer with one or more permanent rooms added	
07	.Hu not specified above	
08	.Quarters not hu in rooming or boarding house	
09	.Unit not permanent in transient hotel, motel, etc.	
10	.Unoccupied tent or trailer site	
11	.Other unit not specified above	
D H4-UNITS	2	871
Control card item 14 - number of units in structure, both occupied and vacant		
U	All households	
V 00	.Not applicable	
01	.Only 'other' units	
02	.Mobile home or trailer	
03	.One, detached	
04	.One, attached	
05	.Two	
06	.3-4	
07	.5-9	
08	.10-19	
09	.20-49	
10	.50 or more	
D H4-TENUR	1	873
Control card item 15 - are the living		

HOUSEHOLD

DATA	SIZE	BEGIN
------	------	-------

quarters

U All households

- V 1 .Owned or being bought by someone
in the household
2 .Rented for cash
3 .Occupied without payment of cash rent

D H4-PUBHS 1 874

Control card item 16A - is the residence
in a public housing project; that is,
is it owned by a local housing authority

U All households

- V 0 .Not applicable
1 .Yes
2 .No

D H4-LORNT 1 875

Control card item 16B - are you paying
lower rent because the Federal, State,
or local government is paying part of
the cost

U All households

- V 0 .Not applicable
1 .Yes
2 .No

D H4-RACE 1 876

Control card item 37A - race of reference
person - only answered when household
is type A noninterview

U Type A noninterview households

- V 0 .Not applicable
1 .White
2 .Black
3 .American Indian, Eskimo or Aleut
4 .Asian or Pacific Islander

D H4-SEX 1 877

Control card item 37B - sex of reference
person - only applicable for type A
noninterview households

U Type A noninterview households

- V 0 .Not applicable
1 .Male
2 .Female

D H4-SIZE 2 878

Control card item 37C - size of

HOUSEHOLD

DATA	SIZE	BEGIN
------	------	-------

household - only applicable for type A noninterview households. Range = 0,30

U Type A noninterview households

V 00 .Not applicable

* *
* Preedited control card section *
* *

D H4-SAMPL 2 880

Sample code - indicates panel year

U All households

D H4-SEG 1 882

Segment type - iter 4 on the control card

U All households

V 1 .Address

2 .Unit

3 .Permit

4 .Area

5 .Special place

D H4-INTCD 3 883

Interviewer code, an alphabetic followed by two numerics

U All households

D H4CCWAVE 1 886

Wave for which the control card was first prepared (should be the wave in which household came into existence)

U All households

D H4FRMSLE 1 887

Control card item 128 - during the past 12 months did sales of crops, livestock, and other farm products from the place amount to \$1000 or more

U All households

V 0 .Not answered

1 .Yes

2 .No

3 .Not applicable

D H4-ACCES 1 888

Control card item 138 - access to the unit

U All households

112

HOUSEHOLD

DATA SIZE BEGIN

V 0 .Not applicable

1 .Direct - skip to housunit

2 .Through another unit

D U4-KTOHN 1 889

Control card item 13C - kitchen facilities

U All households

V 0 .Not applicable

1 .For this unit only

2 .Also used by another household

3 .None

D U4-LVQTR 2 890

Control card items 13D and 13E housing/other unit

U All households

V -9 .Not answered

00 .Not answered (types B and C)

01 .House, apartment, flat

02 .Hu in nontransient hotel, motel, etc.

03 .Hu, permanent in transient hotel, motel, etc.

04 .Hu in rooming house

05 .Mobile home or trailer with no permanent room added

06 .Mobile home or trailer with one or more permanent rooms added

07 .Hu not specified above

08 .Quarters not hu in rooming or boarding house

09 .Unit not permanent in transient hotel, motel, etc.

10 .Unoccupied tent or trailer site

11 .Other unit not specified above

D U4-UNITS 2 892

Control card item 14 - number of units in structure, both occupied and vacant

U All households

V -9 .Not answered

00 .Not answered (types B and C)

01 .Only 'other' units

02 .Mobile home or trailer

03 .One, detached

04 .One, attached

05 .Two

06 .3-4

DATA SIZE BEGIN

07 .5-9
08 .10-19
09 .20-49
10 .50 or more

D U4-TENUR 1 894
Control card item 15 - are the living quarters

U All households

V 0 .Not answered (types B and C)

1 .Owned or being bought by someone in the household
2 .Rented for cash
3 .Occupied without payment of cash rent
9 .Not answered

D U4-PUB-H 2 895
Control card item 16A - is the residence in a public housing project; that is, is it owned by a local housing authority

U All households

V -1 .Dk

- 00 .Not applicable

01 .Yes

02 .No

D U4-LORNT 2 897
Control card item 16B - are you paying lower rent because the Federal, State, or local government is paying part of the cost

U All households

V -1 .Dk

00 .Not applicable

01 .Yes

02 .No

D H4ITM36A 1 899
Control card item 36A - wave number associated with the interview status

U All households

D H4ITM36B 2 900
Control card item 36B - interview status code

U All households

V 01 .Interviewed

02 .No one home

03 .Temporarily absent

HOUSEHOLD

DATA	SIZE	BEGIN
------	------	-------

04	.Refused	
05	.Unable to locate	
06	.Other	
23	.Entire household out-of-scope	
24	.Moved; address unknown	
25	.Moved within country beyond limit	
26	.All sample persons relisted on new control card(s)	

D U4-RACE	1	902
Control card item 37A - race of reference person - only answered when household is type A noninterview		
U	Type A noninterview households	
V	0 .Not applicable	
	1	.White
	2	.Black
	3	.American Indian, Eskimo or Aleut
	4	.Asian or Pacific Islander
	9	.Not answered
D U4-SEX	1	903
Control card item 37B - sex of reference person - only applicable for type A noninterview households		
U	Type A noninterview households	
V	0 .Not applicable	
	1	.Male
	2	.Female
	9	.Not answered
D U4-SIZE	2	904
Control card item 37C - size of household - only applicable for type A noninterview households. Range = -9,30.		
U	Type A noninterview households	
V	-9 .Not answered	
	00	.Not applicable
D U4ITM36A	1	906
Control card item 38A - wave of visit		
	Range = 0,9.	
U	All households	
D U4ITM36B	2	907
Control card item 38B - month of visit		
	Range = 0,12.	
U	All households	

DATA	SIZE	BEGIN
D L&TOTVST	2	909
Control card item 380 - total number of personal visits		
U All households		
V -9 .Not answered		
00 .Not applicable		
D L&TOTFHN	2	911
Control card item 387 - total number of telephone calls		
U All households		
V 00 .Not applicable		
D L&CCRSPP	3	913
Control card item 383 - control card respondents person number		
U All households		
V 000 .Not applicable		
D H4-0010	1	916
Control card source code 10 - during listing did interviewer miss any babies or small children - first interview only		
U All households		
V 0 .Not answered		
1 .Yes		
2 .No		
D H4-0012	1	917
Control card source code 12 - during listing did interviewer miss any lodgers, boarders or persons employed at the residence - first interview		
U All households		
V 0 .Not answered		
1 .Yes		
2 .No		
D H4-0014	1	918
Control card source code 14 - during listing did interviewer miss anyone who usually lives here but is away now traveling, at school, or in a hospital - first interview		
U All households		
V 0 .Not answered		
1 .Yes		
2 .No		

HOUSEHOLD

DATA	SIZE	BEGIN
D H4-0016	1	919
Control card source code 16 - during listing did interviewer miss anyone else staying at residence - first interview		
U All households		
V 0 .Not answered		
1 .Yes		
2 .No		
D H4-0018	1	920
Control card source code 18 - to be answered during first interview at movers new address - are all persons listed on control card now living at this address		
U Mover households		
V 0 .Not applicable		
1 .Yes		
2 .No		
D H4-0020	1	921
Control card source code 20 - to be answered during first interview at movers new address - is anyone else living or staying here now		
U Mover households		
V 0 .Not applicable		
1 .Yes		
2 .No		
D H4-0022	8	922
Control card source codes 22, 25, 30, 34, 38, 42, 46 and 50 - are all persons listed as household members during the previous wave interview still living or staying here. There are 8 answer fields (1 character each) for waves 2 through 9.		
U All households		
V 0 .Not applicable		
1 .Yes		
2 .No		
D H4-0024	8	930
Control card source codes 24, 28, 32, 36, 40, 44, 48 and 52 - is anyone not listed during previous wave interview		

DATA	SIZE	BEGIN
		currently living or staying here. There are 8 answer fields (1 character each) for waves 2 through 9.
U	All households	
V	0 .Not applicable	
	1 .Yes	
	2 .No	
*		*
*	Receipt of Program Benefits	*
*		*
D	H4-MEANS	935
	Receipt of benefits from a means-tested program	
U	All households	
V	0 .Not in universe or no persons in household for this month.	
	1 .One or more persons in household received benefits from a means-tested program	
	2 .No person in household received benefits from a means-tested program	
D	H4-CASH	935
	Receipt of cash benefits	
U	All households	
V	0 .Not in universe or no persons in household for this month.	
	1 .One or more persons in household received cash benefits from a means-tested program	
	2 .No person in household received cash benefits from a means-tested program	
D	H4NCASH	940
	Receipt of noncash benefits	
U	All households	
V	0 .Not in universe or no persons in household for this month.	
	1 .One or more persons in household received food stamps	
	2 .One or more persons in household received noncash benefits from a program other than food stamps; no person received food stamps	
	3 .No person in household received noncash benefits	
*		*
*	Household Low Income Cutoff	*
*		*

HOUSEHOLD

DATA	SIZE	BEGIN
D H4-POV#	5	941
Low income cutoff for this household. This is an annual income amount adjusted to the current month. Range = 0,30000.		
U All households		
*		*
* Household Income Aggregates		*
* These aggregates were derived from *		*
* income figures that may have been *		*
* previously topcoded. For a further*		*
* discussion on topcoding, see the *		*
* text section "Topcoding of income *		*
* Variables."		*
*		*
D H4TOTINC	8	946
Total household income for month 4 of the reference period. In dollars. Range = -1500000,1500000.		
U All households		
D H4-EARN	7	954
Total household earned income for month 4 of the reference period. In dollars. Range = 0,1500000.		
U All households		
D H4-PROP	8	961
Total household property income for month 4 of the reference period. In dollars. Range = -1500000,1500000.		
U All households		
D H4-TRAN	7	969
Total household means-tested cash transfers for month 4 of the reference period. In dollars. Range = 0,1500000.		
U All households		
D H4-OTHER	7	976
Total 'other' household income for month 4 of the reference period. In dollars. Range = 0,1500000.		
U All households		
D H4NONCSH	6	983
Noncash household income for month 4 of the reference period. In dollars.		

DATA	SIZE	BEGIN
------	------	-------

Includes dollar values for food stamps,
WIC and energy assistance. Range
= 0,150000.

U All households

D H4SOCSEC	6	989
------------	---	-----

Total household social security income
for month 4 of the reference period. In
dollars. Range = 0,999999.

U All households

D H4-SSI	6	995
----------	---	-----

Total household supplemental security
income for month 4 of the reference
period. In dollars. Range = 0,999999.

U All households

D H4-UNEMP	6	1001
------------	---	------

Total household unemployment
compensation for month 4 of the
reference period. In dollars.
Range = 0,999999.

U All households

D H4-VETS	6	1007
-----------	---	------

Total household veterans payment income
for month 4 of the reference period. In
dollars. Range = 0,999999.

U All households

D H4-AFDC	6	1013
-----------	---	------

Total household AFDC income for month 4
of the reference period. In dollars.
Range = 0,999999.

U All households

D H4-FDSTP	6	1019
------------	---	------

Total household food stamps received for
month 4 of the reference period. In
dollars. Range = 0,999999.

U All households

*		*
* Recoded program questions		*
*		*

D H4-ENERGY	1	1025
-------------	---	------

What type of energy assistance was
received

U Households receiving government energy

HOUSEHOLD

DATA	SIZE	BEGIN
------	------	-------

assistance

- V 0 .Not applicable
- 1 .Checks sent to household
 - 2 .Coupons or vouchers sent to household
 - 3 .Payments sent elsewhere
 - 4 .Checks and coupons or vouchers sent to household
 - 5 .Checks sent to household and payments sent elsewhere
 - 6 .Coupons or voucher sent to household and payments sent elsewhere
 - 7 .All three types of assistance

D H4-LUNCH 1 1026
Are the lunches free or reduced-price

U Households with 1 or more children age 5 to 18

- V 0 .Not applicable
- 1 .Free
 - 2 .Reduced-price
 - 3 .Both

D H4-BREAK 1 1027
Are the breakfasts free or reduced-price

U Households with 1 or more children age 5 to 18

- V 0 .Not applicable
- 1 .Free
 - 2 .Reduced-price
 - 3 .Both

*	*
* Program questions	*
*	*

D H4-4816 1 1028
Has this household received energy assistance from the government in the past 4 months

U All households

- V 0 .Not in universe
- 1 .Yes
 - 2 .No - skip to H4-4826

*	*
* The next 3 fields (H4-4818 through	*
* H4-4822) are possible answers to	*
* the questions	*
*	*
* Was this assistance received in the	*

DATA	SIZE	BEGIN
* form of checks, coupons or vouchers *		
* sent to this household or were the *		
* payments sent directly to a utility *		
* company, fuel dealer, or landlord *		
* *		
D H4-4818	1	1029
Checks sent to household		
U Households receiving government energy assistance		
V 0 .Not marked as a place where payments were sent or not in universe based on response to H4-4816.		
1 .Marked as a place where payments were sent		
D H4-4820	1	1030
Coupons or vouchers sent to household		
U Households receiving government energy assistance		
V 0 .Not marked as a place where payments were sent or not in universe based on response to H4-4816.		
1 .Marked as a place where payments were sent		
D H4-4822	1	1031
Payments sent directly to utility company, fuel dealer, or landlord		
U Households receiving government energy assistance		
V 0 .Not marked as a place where payments were sent or not in universe based on response to H4-4816.		
1 .Marked as a place where payments were sent		
D H4-4824	6	1032
What was the total amount of the energy assistance received by this household during the past 4 months. Range = 0,999999.		
U Households receiving government energy assistance		
V 0 .Not in universe		
D H4-4826	1	1032
Check item P2		
Are there any children 5 to 18 years		

HOUSEHOLD

DATA	SIZE	BEGIN
------	------	-------

old who live in the household

U All households

V 0 .Not in universe

1 .Yes

2 .No

D H4-4828	1	1039
-----------	---	------

Do any of the children in this household usually eat a complete hot lunch offered at school?

U Households with 1 or more children age 5 to 18

V 0 .Not in universe

1 .Yes

2 .No

D H4-4830	2	1040
-----------	---	------

How many children
Total children = 1,20.

U Households with 1 or more children age 5 to 18

V 00 .Not in universe

D H4-4832	1	1042
-----------	---	------

Do any of the children receive free or reduced-price lunches this school year because they qualified for the Federal school lunch program?

U Households with 1 or more children age 5 to 18

V 0 .Not in universe

1 .Yes

2 .No- skip to H4-4840

D H4-4834	2	1043
-----------	---	------

How many children
Total children = 1,20.

U Households with 1 or more children age 5 to 18

V 00 .Not in universe

```

*
*   The next 2 fields (H4-4836 through   *
*   H4-4838) are possible answers to the *
*   question!                             *
*                                           *
*   Are the lunches free or are they     *
*   reduced-price                          *
*                                           *

```

DATA	SIZE	BEGIN
D H4-4834	1	1045
Free lunch		
U Households with 1 or more children age 5 to 18 receiving free lunches		
V 0 .Not marked as a free lunch or not in universe based on response to H4-4832		
1 .Marked as a free lunch		
D H4-4838	1	1046
Reduced-price lunch		
U Households with 1 or more children age 5 to 18 receiving reduced-price lunches		
V 0 .Not marked as a reduced-price lunch or not in universe based on response to H4-4832		
1 .Marked as a reduced-price lunch		
D H4-4840	1	1047
Do any of the children receive free or reduced-price school breakfasts this school year		
U Households with 1 or more children age 5 to 15		
V 0 .Not in universe		
1 .Yes		
2 .No		
D H4-4842	2	1048
How many children		
Total children = 1,20.		
U Households with 1 or more children age 5 to 18		
V 00 .Not in universe		
*		*
*	The next 2 fields (H4-4844 through	*
*	H4-4846) are possible answers to the	*
*	question:	*
*		*
*	Are the breakfasts free or are they	*
*	reduced-price	*
*		*
D H4-4844	1	1050
Free breakfast		
U Households with 1 or more		

HOUSEHOLD

DATA	SIZE	BEGIN
children age 5 to 18 receiving free breakfasts		
V 0		.Not marked as a free breakfast or not in universe based on response to H4-4840
1		.Marked as a free breakfast
D H4-4846	1	1051
		Reduced-price breakfast
U Households with 1 or more children age 5 to 18 receiving reduced-price breakfasts		
V 0		.Not marked as a reduced-price breakfast or not in universe based on response to H4-4840
1		.Marked as a reduced-price breakfast
*		*
*		Program questions imputation flags
*		*
D H -IMP06	1	1052
		Program questions imputation flag 6 Imputation of H4-4816
V 0		.Not imputed
1		.Imputed
D H4-IMP07	1	1053
		Program questions imputation flag 7 Imputation of H4-4818
V 0		.Not imputed
1		.imputed
D H4-IMP08	1	1054
		Program questions imputation flag 8 Imputation of H4-4820
V 0		.Not imputed
1		.Imputed
D H4-IMP09	1	1055
		Program questions imputation flag 9 Imputation of H4-4822
V 0		.Not imputed
1		.Imputed
D H4-IMP10	1	1056
		Program questions imputation flag 10 Imputation of H4-4824

DATA	SIZE	BEGIN
V D .Not imputed 1 .Imputed		
D H4-IMP11 Program questions imputation flag 11 Imputation of H4-4828	1	1057
V D .Not imputed 1 .Imputed		
D H4-IMP12 Program questions imputation flag 12 Imputation of H4-4830	1	1058
V D .Not imputed 1 .Imputed		
D H4-IMP13 Program questions imputation flag 13 Imputation of H4-4832	1	1059
V D .Not imputed 1 .Imputed		
D H4-IMP14 Program questions imputation flag 14 Imputation of H4-4834	1	1060
V D .Not imputed 1 .Imputed		
D H4-IMP15 Program questions imputation flag 15 Imputation of H4-4836	1	1061
V D .Not imputed 1 .Imputed		
D H4-IMP16 Program questions imputation flag 16 Imputation of H4-4838	1	1062
V D .Not imputed 1 .Imputed		
D H4-IMP17 Program questions imputation flag 17 Imputation of H4-4840	1	1063
V D .Not imputed 1 .Imputed		
D H4-IMP18 Program questions imputation flag 18 Imputation of H4-4842	1	1064
V D .Not imputed 1 .Imputed		

HOUSEHOLD

DATA	SIZE	BEGIN
D H4-IMP19	1	1065
Program questions imputation flag 19 Imputation of H4-4844		
V 0	.Not imputed	
1	.Imputed	
D H4-IMP20	1	1066
Program questions imputation flag 20 Imputation of H4-4846		
V 0	.Not imputed	
1	.Imputed	
D H5REFPER	E	1067
Entry address ID and person number of the household reference person. Interview date		
U	All households	
D H5-NP	2	1072
Number of persons in household. Interview date Range = 0,30		
U	All households	
D H5-MIS	1	1074
Monthly household interview status		
U	All households	
V 1	.Interview	
2	.Noninterview	
3	.Not in sample	
D H5-LVQTR	2	1075
Control card items 13C and 13E housing/other unit - interview month		
U	All households	
V 00	.Not applicable	
01	.House, apartment, flat	
02	.Hu in nontransient hotel, motel etc.	
03	.Hu; permanent in transient hotel, motel, etc.	
04	.Hu in rooming house	
05	.Mobile home or trailer with one or more permanent rooms added	
06	.Mobile home or trailer with one or more permanent rooms added	
07	.Hu not specified above	
08	.Quarters not hu in rooming or boarding house	

HOUSEHOLD

DATA SIZE BEGIN

09 .Unit not permanent in transient
 hotel, motel, etc.

10 .Unoccupied tent or trailer site

11 .Other unit not specified above

0 ~~HE-ADDID~~ 2 1077

Current address ID. - This field
differentiates households within
the same psu, segment, and serial;
that is, households which originate
out of an original sample household

U All households

0 ~~HE-WGT~~ 10 1079

Household weight--Interview date

Four implied decimal places.

Range = 0.0;100000.0000

U All households

0 ~~HE-FILL~~ 2 1089

Blank filler

FAMILY

DATA	SIZE	BEGIN
D F1-NUMBER	2	1091
Family sequence number of sample unit. Used to identify all persons in same family in a given month. Range = 1,60.		
U All sample units		
D F1-MONTH	2	1093
Month for which this family is defined. Range = 1,12.		
U All families		
D F1-YEAR	2	1095
Year for which this family is defined. Range = 83,86		
U All families		
C FINUMPER	2	1097
Number of persons in this family. Range = 1,30.		
U All families		
D FIREFPER	5	1099
Entry address ID and person number of the family reference person. For unrelated individuals, this is that individual's person number.		
U All families		
D FISPOUSE	5	1104
Entry address ID and person number of spouse of family reference person, if there is one.		
U All families		
D F1-TYPE	1	1109
Type of family (or pseudo-family)		
U All families		
V 1 .Primary family		
3 .Unrelated subfamily		
4 .Primary individual		
5 .Secondary individual		
D F1-KIND	1	1110
Kind of family (or pseudo-family)		
U All families		
V 1 .Headed by husband/ wife		
2 .Male reference person		
3 .Female reference person		

DATA	SIZE	BEGIN
D F10WNIKID	2	1111
Number of own children in family. Range = 0,30.		
U All families		
V 00	.None	
01	.One	
02	.Two	
*	.	*
*	.	*
*	.	*
30.Thirty or more		
D F10KLT18	2	1113
Number of own children under age 18 in family. Range = 0,30.		
U All families		
V 00	.None	
01	.One	
02	.Two	
*	.	*
*	.	*
*	.	*
30.Thirty or more		
D F1-WGT	10	1115
Family weight. Four implied decimal places		
U All families		
D F1-FILL	2	1125
Zero filler		
*	.	*
*	Family low income cutoff.	*
D F1-POV#	5	1127
Low income cutoff for this family. In dollars. Range = 0,30000.		
U All families		
*	.	*
*	Income aggregates	*
*	These aggregates were derived from	*
*	income figures that may have been	*
*	previously topcoded. For a further	*
*	discussion on topcoding, see the	*
*	text section "Topcoding of Income	*
*	Variables."	*
*	.	*

130

FAMILY

DATA SIZE BEGIN

D F1TOTINC 8 1132
Total family income for month 1 of
the reference period. In dollars.
Range = -1500000,1500000.

U All families

D F1-EARN 7 1140
Total family earned income for month 1
of the reference period. In dollars.
Range = 0,1500000.

U All families

D F1-PROP 8 1147
Total family property income for month 1
of the reference period. In dollars.
Range = -1500000,1500000.

U All families

D F1-TRAN 7 1155
Total family means-tested cash transfers
for month 1 of the reference period. In
dollars. Range = 0,1500000.

U All families

D F1-OTHER 7 1162
Total 'other' family income for month 1
of the reference period. In dollars.
Range = 0,1500000.

U All families

D F1SOCSEC 6 1169
Total family Social Security income for
month 1 of the reference period. In
dollars. Range = 0,999999.

U All families

D F1-SSI 6 1175
Total family supplemental security
income for month 1 of the reference
period. In dollars. Range = 0,999999.

U All families

D F1-UNEMP 6 1181
Total family unemployment income for
month 1 of the reference period. In
dollars. Range = 0,999999.

U All families

FAMILY

DATA	SIZE	BEGIN
D F1-VETS	6	1187
Total family veterans payment income for month 1 of the reference period. In dollars. Range = 0,999999.		
U All families		
D F1-AFDC	6	1193
Total family AFDC income for month 1 of the reference period. In dollars. Range = 0,999999.		
U All families		
D F1-FDSTP	6	1199
Total family food stamps received for month 1 of the reference period. In dollars. Range = 0,999999.		
U All families		
D F2-NUMBE	2	1205
Family sequence number of sample unit. Used to identify all persons in same family in a given month. Range = 1,60.		
U All sample units		
D F2-MONTH	2	1207
Month for which this family is defined. Range = 1,12.		
U All families		
D F2-YEAR	2	1209
Year for which this family is defined. Range = 83,86.		
U All families		
D F2-NUMPER	2	1211
Number of persons in this family. Range = 1,30.		
U All families		
D F2REFPER	5	1213
Entry address ID and person number of the family reference person. For unrelated individuals, this is that individual's person number.		
U All families		
D F2SPOUSE	5	1218
Entry address ID and person number of spouse of family reference person.		

FAMILY

DATA	SIZE	BEGIN	
			if there is one.
U			All families
D	F2-TYPE	1 1223	Type of family (or pseudo-family)
U			All families
V			1 .Primary family
			3 .Unrelated subfamily
			4 .Primary individual
			5 .Secondary individual
D	F2-KIND	1 1224	Kind of family (or pseudo-family)
U			All families
V			1 .Headed by husband/ wife
			2 .Male reference person
			3 .Female reference person
D	F2OWNKID	2 1225	Number of own children in family.
			Range = 0,30.
U			All families
V			00 .None
			01 .One
			02 .Two
*			.
*			.
*			.
			30.Thirty or more
D	F2OKLT18	2 1227	Number of own children under age 18
			in family. Range = 0,30.
U			All families
V			00 .None
			01 .One
			02 .Two
*			.
*			.
*			.
			30.Thirty or more
D	F2-WGT	10 1229	Family weight.
			Four implied decimal places
U			All families
*			.
D	F2-FILL	2 1239	Zero filler

DATA	SIZE	BEGIN
* Family low income cutoff.		*
* *		*
D F2-POV%	5	1241
Low income cutoff for this family.		
In dollars. Range = 0,30000.		
U All families		
* *		*
* Income aggregates		*
* These aggregates were derived from		*
* income figures that may have been		*
* previously topcoded. For a further		*
* discussion on topcoding, see the		*
* text section "Topcoding of Income		*
* varies es."		*
* *		*
D F2TOTINC	6	1246
Total family income for month 2 of		
the reference period. In dollars.		
Range = -1500000,1500000.		
U All families		
D F2-EARN	7	1254
Total family earned income for month 2		
of the reference period. In dollars.		
Range = 0,1500000.		
U All families		
D F2-PROP	5	1261
Total family property income for month 2		
of the reference period. In dollars.		
Range = -1500000,1500000.		
U All families		
D F2-TRAN	7	1269
Total family means-tested cash transfers		
for month 2 of the reference period. In		
dollars. Range = 0,1500000.		
U All families		
D F2-OTHER	7	1276
Total 'other' family income for month 2		
of the reference period. In dollars.		
Range = 0,1500000.		
U All families		
D F2SOCSEC	6	1283
Total family Social Security income for		

FAMILY

DATA	SIZE	BEGIN
------	------	-------

month 2 of the reference period. In dollars. Range = 0,999999.

U All families

D F2-SSI	6	1287
----------	---	------

Total family supplemental security income for month 2 of the reference period. In dollars. Range = 0,999999.

U All families

D F2-LINEMP	6	1296
-------------	---	------

Total family unemployment income for month 2 of the reference period. In dollars. Range = 0,999999.

U All families

D F2-VETS	6	1301
-----------	---	------

Total family veterans payment income for month 2 of the reference period. In dollars. Range = 0,999999.

U All families

D F2-AFDC	6	1307
-----------	---	------

Total family AFDC income for month 2 of the reference period. In dollars. Range = 0,999999.

U All families

D F2-FDSTP	6	1313
------------	---	------

Total family food stamps received for month 2 of the reference period. In dollars. Range = 0,999999.

U All families

D F3-NUMBR	2	1317
------------	---	------

Family sequence number of sample unit. Used to identify all persons in same family in a given month. Range = 1,60.

U All sample units

D F3-MONTH	2	1321
------------	---	------

Month for which this family is defined. Range = 1,12.

U All families

D F3-YEAR	2	1323
-----------	---	------

Year for which this family is defined. Range = 83,86.

U All families

FAMILY

DATA	SIZE	BEGIN
D F3NUMBER	2	1325
Number of persons in this family. Range = 1,30.		
U All families		
D F3REFPER	5	1327
Entry address ID and person number of the family reference person. For unrelated individuals, this is that individual's person number.		
U All families		
D F3SPOUSE	5	1332
Entry address ID and person number of spouse of family reference person, if there is one.		
U All families		
D F3-TYPE	1	1337
Type of family (or pseudo-family)		
U All families		
V 1 .Primary family		
3 .Unrelated subfamily		
4 .Primary individual		
5 .Secondary individual		
D F3-KIND	1	1338
Kind of family (or pseudo-family)		
U All families		
V 1 .Headed by husband/ wife		
2 .Male reference person		
3 .Female reference person		
D F3OWNKID	2	1339
Number of own children in family. Range = 0,30.		
U All families		
V 00 .None		
01 .One		
02 .Two		
* .		
* .		
* .		
30.Thirty or more		
D F3OKLT18	2	1341
Number of own children under age 18 in family. Range = 0,30.		
U All families		

FAMILY

DATA	SIZE	BEGIN
V 00 .None		
01 .One		
02 .Two		
* .		*
* .		*
* .		*
30.Thirty or more		
D F3-WGT	10	1343
Family weight.		
Four implied decimal places		
U All families		
D F3-FILL	2	1353
Zero filler		
* .		*
* Family low income cutoff.		*
* .		*
D F3-FOVE	5	1355
Low income cutoff for this family.		
In dollars. Range = 0,30000.		
U All families		
* .		*
* Income aggregates		*
* These aggregates were derived from		*
* income figures that may have been		*
* previously topcoded. For a further		*
* discussion on topcoding, see the		*
* text section "Topcoding of Income		*
* Variables."		*
* .		*
D F3TOTINC	6	1360
Total family income for month 3 of		
the reference period. In dollars.		
Range = -1500000,1500000.		
U All families		
D F3-EARN	7	1368
Total family earned income for month 3		
of the reference period. In dollars.		
Range = 0,1500000.		
U All families		
D F3-PROP	8	1375
Total family property income for month 3		

DATA SIZE BEGIN

of the reference period. In dollars.
Range = -1500000,1500000.

U All families

D F3-TRAN 7 1383

Total family means-tested cash transfers
for month 3 of the reference period. In
dollars. Range = 0,1500000.

U All families

D F3-OTHER 7 1390

Total 'other' family income for month 3
of the reference period. In dollars.
Range = 0,1500000.

U All families

D F3SOCSEC 6 1397

Total family Social Security income for
month 3 of the reference period. In
dollars. Range = 0,999999.

U All families

D F3-SSI 6 1403

Total family supplemental security
income for month 3 of the reference
period. In dollars. Range = 0,999999.

U All families

D F3-UNEMP 6 1409

Total family unemployment income for
month 3 of the reference period. In
dollars. Range = 0,999999.

U All families

D F3-VETS 6 1415

Total family veterans payments income for
month 3 of the reference period. In
dollars. Range = 0,999999.

U All families

D F3-AFDC 6 1421

Total family AFDC income for month 3
of the reference period. In dollars.
Range = 0,999999.

U All families

D F3-FDSTP 6 1427

Total family food stamps received for
month 3 of the reference period. In

138

FAMILY

DATA SIZE BEGIN

dollars. Range = 0,999999.

U All families

D F4-NUMBR 2 1433

Family sequence number of sample unit.
Used to identify all persons in same
family in a given month. Range = 1,60.

U All sample units

D F4-MONTH 2 1435

Month for which this family is defined.
Range = 1,12.

U All families

D F4-YEAR 2 1437

Year for which this family is defined.
Range = 63,86.

U All families

D F4NUMBER 2 1439

Number of persons in this family.
Range = 1,30.

U All families

D F4REFPER 5 1441

Entry address ID and person number of
the family reference person. For
unrelated individuals, this is that
individual's person number.

U All families

D F4SPOUSE 5 1444

Entry address IC and person number of
spouse of family reference person,
if there is one.

U All families

D F4-TYPE 1 1451

Type of family (or pseudo-family)

U All families

V 1 .Primary family

3 .Unrelated subfamily

4 .Primary individual

5 .Secondary individual

D F4-KIND 1 1452

Kind of family (or pseudo-family)

U All families

FAMILY

DATA	SIZE	BEGIN
V 1 .Headed by husband/ wife		
2 .Male reference person		
3 .Female reference person		
D F40WKID	2	1453
Number of own children in family.		
Range = 0,30.		
U All families		
V 00 .None		
01 .One		
02 .Two		
* .		*
* .		*
* .		*
30.Thirty or more		
D F40XLT18	2	1455
Number of own children under age 18		
in family. Range = 0,30.		
U All families		
V 00 .None		
01 .One		
02 .Two		
* .		*
* .		*
* .		*
30.Thirty or more		
D F4-WGT	10	1457
Family weight.		
Four implied decimal places		
U All families		
D F4-FILL	2	1467
Zero filler		
* .		*
* Family low income cutoff.		*
* .		*
D F4-POVS	5	1469
Low income cutoff for this family.		
In dollars. Range = 0,30000.		
U All families		
* .		*
* Income aggregates		*
* These aggregates were derived from		*
* income figures that may have been		*
* previously topcoded. For a further		*

140

FAMILY

DATA SIZE BEGIN

* discussion on topcoding, see the *
* text section "Topcoding of Income *
* Variables." *
* *

D F4TOTINC 6 1474
Total family income for month 4 of
the reference period. In dollars.
Range = -1500000,1500000.

U All families

D F4-EARN 7 1482
Total family earned income for month 4
of the reference period. In dollars.
Range = 0,1500000.

U All families

D F4-PROP 8 1489
Total family property income for month 4
of the reference period. In dollars.
Range = -1500000,1500000.

U All families

D F4-TRAN 7 1497
Total family means-tested cash transfers
for month 4 of the reference period. In
dollars. Range = 0,1500000.

U All families

D F4-OTHER 7 1504
Total 'other' family income for month 4
of the reference period. In dollars.
Range = 0,1500000.

U All families

D F4SOCSEC 6 1511
Total family Social Security income for
month 4 of the reference period. In
dollars. Range = 0,999999.

U All families

D F4-SSI 6 1517
Total family supplemental security
income for month 4 of the reference
period. In dollars. Range = 0,999999.

U All families

D F4-UNEMP 6 1523
Total family unemployment income for

DATA	SIZE	BEGIN
		month 4 of the reference period. In dollars. Range = 0,999999.
U All families		
D F4-VETS	6	1529
		Total family veterans payment income for month 4 of the reference period. In dollars. Range = 0,999999.
U All families		
D F4-AFDC	6	1535
		Total family AFDC income for month 4 of the reference period. In dollars. Range = 0,999999.
U All families		
D F4-FOSTF	6	1541
		Total family food stamps received for month 4 of the reference period. In dollars. Range = 0,999999.
U All families		
D S1-NUMBR	2	1547
		Family sequence number of sample unit. Used to identify all persons in same family in a given month. Range = 1,60.
U All sample units		
D S1-MONTH	2	1549
		Month for which this subfamily is defined. Range = 1,12.
U All subfamilies		
D S1-YEAR	2	1551
		Year for which this subfamily is defined. Range = 83,86.
U All subfamilies		
D S1NUMFR	2	1553
		Number of persons in this subfamily. Range = 1,30.
U All subfamilies		
D S1REFPER	5	1555
		Entry address ID and person number of the subfamily reference person.
U All subfamilies		
D S1SPOUSE	5	1560
		Entry address ID and person number of

FAMILY

DATA	SIZE	BEGIN
------	------	-------

spouse of subfamily reference person,
if there is one.

U All subfamilies

D S1-TYPE	1	1565
-----------	---	------

Type of subfamily

U All subfamilies

V 2 .Related subfamily

D S1-KIND	1	1566
-----------	---	------

Kind of subfamily

U All subfamilies

V 1 .headed by husband/ wife

2 .Male reference person

3 .Female reference person

D S1OWNKID	2	1567
------------	---	------

Number of own children in subfamily.

Range = 0,30.

U All subfamilies

V 00 .None

01 .One

02 .Two

* . * *

* . * *

* . * *

30.Thirty or more

D S1OKLT18	2	1569
------------	---	------

Number of own children under age 18

in subfamily. Range = 0,30.

U All subfamilies

V 00 .None

01 .One

02 .Two

* . * *

* . * *

* . * *

30.Thirty or more

D S1-WGT	10	1571
----------	----	------

Subfamily weight.

Four implied decimal places

U All subfamilies

D S1-FILL	2	1581
-----------	---	------

Zero filler

DATA	SIZE	BEGIN
* Family low income cutoff		
D S1-POVS	5	1563
Low income cutoff for this subfamily. In dollars. Range = 0,30000.		
U All subfamilies		
* Income aggregates		
* These aggregates were derived from * * income figures that may have been * * previously topcoded. For a further * * discussion on topcoding, see the * * text section "Topcoding of Income * * Variables." *		
D S1TOTINC	8	1566
Total subfamily income for month 1 of the reference period. In dollars. Range = -1500000,1500000.		
U All subfamilies		
D S1-EARN	7	1596
Total subfamily earned income for month 1 of the reference period. In dollars. Range = 0,1500000.		
U All subfamilies		
D S1-PROF	8	1603
Total subfamily property income for month 1 of the reference period. In dollars. Range = -1500000,1500000.		
U All subfamilies		
D S1-TRAN	7	1611
Total subfamily means-tested cash transfers for month 1 of the reference period. In dollars. Range = 0,1500000.		
U All subfamilies		
D S1-OTHER	7	1618
Total 'other' subfamily income for month 1 of the reference period. In dollars. Range = 0,1500000.		
U All subfamilies		
D S1SOCSEC	6	1625
Total subfamily Social Security income		

FAMILY

DATA	SIZE	BEGIN
------	------	-------

for month 1 of the reference period. In dollars. Range = 0,999999.

U All subfamilies

D S1-SSI	6	1631
----------	---	------

Total subfamily supplemental security income for month 1 of the reference period. In dollars. Range = 0,999999.

U All subfamilies

D S1-UNEMP	6	1637
------------	---	------

Total subfamily unemployment income for month 1 of the reference period. In dollars. Range = 0,999999.

U All subfamilies

D S1-VETE	6	1643
-----------	---	------

Total subfamily veterans payment income for month 1 of the reference period. In dollars. Range = 0,999999.

U All subfamilies

D S1-AFDC	6	1649
-----------	---	------

Total subfamily AFDC income for month 1 of the reference period. In dollars. Range = 0,999999.

U All subfamilies

D S1-FDSTP	6	1655
------------	---	------

Total subfamily food stamps received for month 1 of the reference period. In dollars. Range = 0,999999.

U All subfamilies

D S2-NUMBR	2	1661
------------	---	------

Family sequence number of sample unit. Used to identify all persons in same family in a given month. Range = 1,60.

U All sample units

D S2-MONTH	2	1663
------------	---	------

Month for which this subfamily is defined. Range = 1,12.

U All subfamilies

D S2-YEAR	2	1665
-----------	---	------

Year for which this subfamily is defined. Range = 63,86.

U All subfamilies

DATA	SIZE	BEGIN
D SZNUMBER	2	1667
Number of persons in this subfamily. Range = 1;30.		
U All subfamilies		
D SZREFPER	5	1669
Entry address ID and person number of the subfamily reference person.		
U All subfamilies		
D SZSPOUSE	5	1674
Entry address ID and person number of spouse of subfamily reference person; if there is one.		
U All subfamilies		
D SZ-TYPE	1	1679
Type of subfamily		
U All subfamilies		
V 2 .Related subfamily		
D SZ-KIND	1	1680
Kind of subfamily		
U All subfamilies		
V 1 .Headed by husband/ wife		
2 .Male reference person		
3 .Female reference person		
D SZOWNID	2	1681
Number of own children in subfamily. Range = 0;30.		
U All subfamilies		
V 00 .None		
01 .One		
02 .Two		
* .		
* .		
* .		
30 .Thirty or more		
D SZOKLT1E	2	1683
Number of own children under age 18 in subfamily. Range = 0;30.		
U All subfamilies		
V 00 .None		
01 .One		
02 .Two		
* .		
* .		

FAMILY

DATA	SIZE	BEGIN
* 30.Thirty or more		*
D S2-UGT	10	1685
Subfamily weight.		
Four implied decimal places		
U All subfamilies		
D S2-FILL	2	1696
Zero filler		
* * Family low income cutoff. *		* * *
D S2-FOVS	5	1697
Low income cutoff for this subfamily.		
In dollars. Range = 0,30000.		
U All subfamilies		
* * Income aggregates * These aggregates were derived from * income figures that may have been * previously topcoded. For a further * discussion on topcoding, see the * text section "Topcoding of Income * Variables." *		* * * * * * * *
D S2TOTINC	8	1702
Total subfamily income for month 2 of the reference period. In dollars.		
Range = -1500000,1500000.		
U All subfamilies		
D S2-EARN	7	1710
Total subfamily earned income for month 2 of the reference period. In dollars.		
Range = 0,1500000.		
U All subfamilies		
D S2-PROP	8	1717
Total subfamily property income for month 2 of the reference period. In dollars. Range = -1500000,1500000.		
U All subfamilies		
D S2-TRAN	7	1725
Total subfamily means-tested cash		

FAMILY

DATA SIZE BEGIN

transfers for month 2 of the reference period. In dollars. Range = 0,1500000.

U All subfamilies

D S2-OTHER 7 1732

Total 'other' subfamily income for month 2 of the reference period. In dollars. Range = 0,1500000.

U All subfamilies

D S2SOCSEC 6 1739

Total subfamily Social Security income for month 2 of the reference period. In dollars. Range = 0,999999.

U All subfamilies

D S2-SEI 6 1745

Total subfamily supplemental security income for month 2 of the reference period. In dollars. Range = 0,999999.

U All subfamilies

D S2-UNEMP 6 1751

Total subfamily unemployment income for month 2 of the reference period. In dollars. Range = 0,999999.

U All subfamilies

D S2-VETS 6 1757

Total subfamily veterans payment income for month 2 of the reference period. In dollars. Range = 0,999999.

U All subfamilies

D S2-AFDC 6 1763

Total subfamily AFDC income for month 2 of the reference period. In dollars. Range = 0,999999.

U All subfamilies

D S2-FOSTP 6 1769

Total subfamily food stamps received for month 2 of the reference period. In dollars. Range = 0,999999.

U All subfamilies

D S3-NUMBR 2 1775

Family sequence number of sample unit. Used to identify all persons in same

FAMILY

DATA	SIZE	BEGIN
------	------	-------

family in a given month. Range = 1,60.

U All sample units

D S3-MONTH	2	1777
------------	---	------

Month for which this subfamily is defined. Range = 1,12.

U All subfamilies

D S3-YEAR	2	1779
-----------	---	------

Year for which this subfamily is defined. Range = 83,86.

U All subfamilies

D S3-NUMPER	2	1781
-------------	---	------

Number of persons in this subfamily. Range = 1,30.

U All subfamilies

D S3-REFPER	5	1783
-------------	---	------

Entry address ID and person number of the subfamily reference person.

U All subfamilies

D S3-SPOUSE	5	1788
-------------	---	------

Entry address ID and person number of spouse of subfamily reference person if there is one.

U All subfamilies

D S3-TYPE	1	1793
-----------	---	------

Type of subfamily

U All subfamilies

V 2 .Related subfamily

D S3-KIND	1	1794
-----------	---	------

Kind of subfamily

U All subfamilies

V 1 .Headed by husband/ wife

2 .Male reference person

3 .Female reference person

D S3-OWNID	2	1795
------------	---	------

Number of own children in subfamily. Range = 0,30.

U All subfamilies

V 00 .None

01 .One

02 .Two

FAMILY

DATA	SIZE	BEGIN
* .		*
* .		*
* .		*
33.Thirty or more		
D S3OKLT18	2	1797
Number of own children under age 18 in subfamily. Range = 0,30.		
U All subfamilies		
V 00 .None		
01 .One		
02 .Two		
* .		*
* .		*
* .		*
33 .Thirty or more		
D S3-WGT	10	1799
Subfamily weight. Four implied decimal places		
U All subfamilies		
D S3-FILL	2	1809
Zero filler		
* .		*
* Family low income cutoff.		*
* .		*
D S3-FOVS	5	1811
Low income cutoff for this subfamily. In dollars. Range = 0,30000.		
U All subfamilies		
* .		*
* Income aggregates		
* These aggregates were derived from		*
* income figures that may have been		*
* previously topcoded. For a further		*
* discussion on topcoding, see the		*
* text section "Topcoding of Income		*
* Variables."		*
* .		*
D S3TOTINC	8	1816
Total subfamily income for month 3 of the reference period. In dollars. Range = -1500000,1500000.		
U All subfamilies		

150

FAMILY

DATA SIZE BEGIN

D S3-EARN 7 1824

Total subfamily earned income for month 3 of the reference period. In dollars. Range = 0,1500000.

U All subfamilies

D S3-PROP 6 1831

Total subfamily property income for month 3 of the reference period. In dollars. Range = -1500000,1500000.

U All subfamilies

D S3-TRAN 7 1839

Total subfamily means-tested cash transfers for month 3 of the reference period. In dollars. Range = 0,1500000.

U All subfamilies

D S3-OTHER 7 1846

Total 'other' subfamily income for month 3 of the reference period. In dollars. Range = 0,1500000.

U All subfamilies

D S3SOISEC 6 1853

Total subfamily Social Security income for month 3 of the reference period. In dollars. Range = 0,9999999.

U All subfamilies

D S3-SEL 6 1859

Total subfamily supplemental security income for month 3 of the reference period. In dollars. Range = 0,9999999.

U All subfamilies

D S3-UNEMP 6 1865

Total subfamily unemployment income for month 3 of the reference period. In dollars. Range = 0,9999999.

U All subfamilies

D S3-VETS 6 1871

Total subfamily veterans payment income for month 3 of the reference period. In dollars. Range = 0,9999999.

U All subfamilies

FAMILY

DATA	SIZE	BEGIN
D S3-AFDC	6	1877
Total subfamily AFDC income for month 3 of the reference period. In dollars. Range = 0,999999.		
U All subfamilies		
D S3-FDSTP	6	1883
Total subfamily food stamps received for month 3 of the reference period. In dollars. Range = 0,999999.		
U All subfamilies		
D S4-NUMER	2	1889
Family sequence number of sample unit. Used to identify all persons in same family in a given month. Range = 1,30.		
U All sample units		
D S4-MONTH	2	1891
Month for which this subfamily is defined. Range = 1,12.		
U All subfamilies		
D S4-YEAR	2	1893
Year for which this subfamily is defined. Range = 63,86.		
U All subfamilies		
D S4NUMPER	2	1895
Number of persons in this subfamily. Range = 1,30.		
U All subfamilies		
D S4REFPER	5	1897
Entry address ID and person number of the subfamily reference person.		
U All subfamilies		
D S4SPOUSE	5	1902
Entry address ID and person number of spouse of subfamily reference person; if there is one.		
U All subfamilies		
D S4-TYPE	1	1907
Type of subfamily		
U All subfamilies		
V 2 .Related subfamily		

152

FAMILY

DATA	SIZE	BEGIN
D S4-KIND	1	1906
Kind of subfamily		
U All subfamilies		
V 1 .Headed by husband/ wife		
2 .Male reference person		
3 .Female reference person		
D S4OWNKID	2	1909
Number of own children in subfamily.		
Range = 0,30.		
U All subfamilies		
V 00 .None		
01 .One		
02 .Two		
* *		
* *		
* *		
30.Thirty or more		
D S4OKLT18	2	1911
Number of own children under age 18		
in subfamily. Range = 0,30.		
U All subfamilies		
V 00 .None		
01 .One		
02 .Two		
* *		
* *		
* *		
30.Thirty or more		
D S4-UGT	10	1913
Subfamily weight.		
Four implied decimal places		
U All subfamilies		
D S4-FILL	2	1923
Zero filler		
* *		
* Family low income cutoff. *		
* *		
D S4-POV\$	5	1925
Low income cutoff for this subfamily.		
In dollars. Range = 0,30000.		
U All subfamilies		
* *		

DATA	SIZE	BEGIN
* Income aggregates		*
* These aggregates were derived from		*
* income figures that may have been		*
* previously topcoded. For a further		*
* discussion on topcoding, see the		*
* text section "Topcoding of Income		*
* Variables."		*
*		*
D S4TOTINC	8	1930
Total subfamily income for month 4 of the reference period. In dollars. Range = -1500000,1500000.		
U All subfamilies		
D S4-EARN	7	1938
Total subfamily earned income for month 4 of the reference period. In dollars. Range = 0,1500000.		
U All subfamilies		
D S4-PROP	6	1945
Total subfamily property income for month 4 of the reference period. In dollars. Range = -1500000,1500000.		
U All subfamilies		
D S4-TRAN	7	1953
Total subfamily needs-tested cash transfers for month 4 of the reference period. In dollars. Range = 0,1500000.		
U All subfamilies		
D S4-OTHER	7	1960
Total 'other' subfamily income for month 4 of the reference period. In dollars. Range = 0,1500000.		
U All subfamilies		
D S4SOCSEC	6	1967
Total subfamily Social Security income for month 4 of the reference period. In dollars. Range = 0,999999.		
U All subfamilies		
D S4-SSI	6	1973
Total subfamily supplemental security income for month 4 of the reference period. In dollars. Range = 0,999999.		
U All subfamilies		

154

FAMILY

DATA	SIZE	BEGIN
D 54-UNEMP	6	1979
Total subfamily unemployment income for month 4 of the reference period. In dollars. Range = 0,999999.		
U All subfamilies		
D 54-VETS	6	1985
Total subfamily veterans payment income for month 4 of the reference period. In dollars. Range = 0,999999.		
U All subfamilies		
D 54-AFDC	6	1991
Total subfamily AFDC income for month 4 of the reference period. In dollars. Range = 0,999999.		
U All subfamilies		
D 54-FDSTP	6	1997
Total subfamily food stamps received for month 4 of the reference period. In dollars. Range = 0,999999.		
U All subfamilies		

DATA	SIZE	BEGIN
D PP-RCSE0	2	2003
Record sequence number within sample unit and record type		
U All sample units		
D PP-WAVE	1	2005
Wave of data collection		
U All persons, including children		
D PP-INTW	1	2006
Person's interview status		
U All persons, including children		
V 0 .Not applicable (children under 15)		
1 .Interview (self)		
2 .Interview (proxy)		
3 .Noninterview - type 2 refusal		
4 .Noninterview - type 2 other		
D PP-MIS-1	1	2007
Person's interview status - month 1		
U All persons, including children		
V 1 .Interview		
2 .Noninterview		
D PP-MIS-2	1	2008
Person's interview status - month 2		
U All persons, including children		
V 1 .Interview		
2 .Noninterview		
D PP-MIS-3	1	2009
Person's interview status - month 3		
U All persons, including children		
V 1 .Interview		
2 .Noninterview		
D PP-MIS-4	1	2010
Person's interview status - month 4		
U All persons, including children		
V 1 .Interview		
2 .Noninterview		
D PP-MIS-5	1	2011
Person's interview status - interview month		
U All persons, including children		
V 1 .Interview		
2 .Noninterview		

PERSON

DATA	SIZE	BEGIN
D PP-ENTRY	2	2012
Edited entry address ID		
Address ID of the household that this person belonged to at the time this person first became part of the sample		
U All persons, including children		
D PP-PNUM	3	2014
Edited person number		
U All persons, including children		
D FNLWGT-1	10	2017
Weight for the person, Month 1.		
4 implied decimals.		
U All persons, including children		
D FNLWGT-2	10	2027
Weight for the person, Month 2.		
4 implied decimals.		
U All persons, including children		
D FNLWGT-3	10	2037
Weight for the person, Month 3.		
4 implied decimals.		
U All persons, including children		
D FNLWGT-4	10	2047
Weight for the person, Month 4.		
4 implied decimals.		
U All persons, including children		
D FNLWGT-5	10	2057
Weight for the person, interview date.		
4 implied decimals.		
U All persons, including children		
*		*
* Demographic characteristics from		*
* previous wave		*
D PW-ADDID	2	2067
Previous wave address ID		
U All persons, including children		
V 00 .Not applicable (Person not in sample previous wave)		
D PW-RRP	1	2069
Previous wave relationship to reference		

DATA SIZE BEGIN

person. Preeditd relationship
to reference person. Control card
item 198.

- U All persons, including children
- V 0 .Nonrelative of reference person
with no own relatives in household
- 1 .Reference person with relatives
in household
- 2 .Reference person with no relatives
in household
- 3 .Husband of reference person
- 4 .Wife of reference person
- 5 .Own child of reference person
- 6 .Parent of reference person
- 7 .Brother/sister of reference person
- 8 .Other relative of reference
person
- 9 .Nonrelative of reference person
with own relatives in household

D PW-ME 1 2070

Previous wave marital status

U Persons 15 years old or older

- V 0 .Not applicable
- 1 .Married; spouse present
- 2 .Married; spouse absent
- 3 .Widowed
- 4 .Divorced
- 5 .Separated
- 6 .Never married
- 9 .Not answered

D PW-NSP 3 2071

Previous wave person number of spouse

U Persons 15 years old or older

- V -09 .Not answered
- 000 .Not in universe
- 999 .Not applicable

D PW-PNT 3 2074

Previous wave person number of parent

U Persons 15 years old or older


- V -09 .Not answered
- 000 .Not in universe
- 999 .Not applicable

D PW-POPST 1 2077

Previous wave population status

U All persons, including children





PERSON

DATA	SIZE	BEGIN
V 0 .Not applicable		
1 .Child (under 15 at interview)		
2 .Adult (15 years of age or older)		
0 PW-ADDIT	1	2078
Was... living in any of the following places during wave 1 interview month: Armed Forces barracks; outside the U.S.; nonhousehold setting such as correctional institutions; home for the aged; infirm or needy; mental institute; nursing, convalescent or rest home; other home or hospital providing specialized care		
U All persons; including children		
V 0 .Not in universe		
1 .Yes		
2 .No		
0 PW-INTW	1	2079
Previous wave person's interview status		
U All persons; including children		
V 0 .Not applicable or not in universe		
1 .Interview (self)		
2 .Interview (proxy)		
3 .Noninterview - type-Z		
4 .Noninterview - type-Z other		
* * * * *		
* Edited control card section		*
* (demographics by months 1-4		*
* and interview month)		*
* * * * *		
0 RRF-1	1	2080
Edited relationship to reference person, Month 1		
U All persons; including children		
V 0 .Not a sample person this month		
1 .Household reference person; living with relatives		
2 .Household reference person living alone or with only nonrelatives (primary individual)		
3 .Spouse of household reference person		
4 .Child of household reference person		
5 .Other relative of household reference person		
6 .Nonrelative of household reference		

DATA SIZE BEGIN

person but related to others in the household - member of an unrelated sub (secondary) family

- 7 .Nonrelative of household reference person and not related to anyone else in the household (secondary individual)

D RRP-2 1 2081

Edited relationship to reference person.
Month 2

U All persons, including children

V 0 .Not a sample person this month

- 1 .Household reference person, living with relatives
2 .Household reference person living alone or with only nonrelatives (primary individual)
3 .Spouse of household reference person
4 .Child of household reference person
5 .Other relative of household reference person
6 .Nonrelative of household reference person but related to others in the household - member of an unrelated sub (secondary) family
7 .Nonrelative of household reference person and not related to anyone else in the household (secondary individual)

D RRP-3 1 2082

Edited relationship to reference person.
Month 3

U All persons, including children

V 0 .Not a sample person this month

- 1 .Household reference person, living with relatives
2 .Household reference person living alone or with only nonrelatives (primary individual)
3 .Spouse of household reference person
4 .Child of household reference person
5 .Other relative of household reference person
6 .Nonrelative of household reference person but related to others in the household - member of an unrelated sub (secondary) family
7 .Nonrelative of household reference person and not related to anyone else in the household (secondary individual)

PERSON

DATA	SIZE	BEGIN
D RRP-4	1	2083
Edited relationship to reference person, Month 4		
U All persons, including children		
V 0 .Not a sample person this month		
1 .Household reference person, living with relatives		
2 .Household reference person living alone or with only nonrelatives (primary individual)		
3 .Spouse of household reference person		
4 .Child of household reference person		
5 .Other relative of household reference person		
6 .Nonrelative of household reference person but related to others in the household - member of an unrelated sub (secondary) family		
7 .Nonrelative of household reference person and not related to anyone else in the household (secondary individual)		
D RRP-5	1	2084
Edited relationship to reference person, Interview date		
U All persons, including children		
V 0 .Not a sample person this month		
1 .Household reference person, living with relatives		
2 .Household reference person living alone or with only nonrelatives (primary individual)		
3 .Spouse of household reference person		
4 .Child of household reference person		
5 .Other relative of household reference person		
6 .Nonrelative of household reference person but related to others in the household - member of an unrelated sub (secondary) family		
7 .Nonrelative of household reference person and not related to anyone else in the household (secondary individual)		
D AGE-1	2	2085
Edited and imputed age as of last birthday. Age in years. Month 1		
U All persons, including children		

DATA	SIZE	BEGIN
V 00 .Less than 1 full year or not a sample person this month		
65 .65 years old or older		
D AGE-2	2	2087
Edited and imputed age as of last birthday. Age in years. Month 2		
U All persons, including children		
V 00 .Less than 1 full year or not a sample person this month		
65 .65 years old or older		
D AGE-3	2	2089
Edited and imputed age as of last birthday. Age in years. Month 3		
U All persons, including children		
V 00 .Less than 1 full year or not a sample person this month		
65 .65 years old or older		
D AGE-4	2	2091
Edited and imputed age as of last birthday. Age in year or not a samples. Month 4		
U All persons, including children		
V 00 .Less than 1 full year or not a sample person this month		
65 .65 years old or older		
D AGE-5	2	2093
Edited and imputed age as of last birthday. Age in year or not a samples. Interview month		
U All persons, including children		
V 00 .Less than 1 full year or not a sample person this month		
65 .65 years old or older		
D SEX	1	2095
Sex of this person		
Edited and imputed		
U All persons, including children		
V 1 .Male		
2 .Female		
D RACE	1	2096
Race of this person		
Edited and imputed		
U All persons, including children		
V 1 .White		

PERSON

DATA	SIZE	BEGIN
------	------	-------

- 2 .Black
- 3 .American Indian, Eskimo or Aleut
- 4 .Asian or Pacific Islander

D MS-1	1	2097
--------	---	------

Marital status, Month 1
 If a persons marital status changed during any month, the marital status shown is the status maintained for the greatest part of the month - edited and imputed

- U Persons 15 years old or older
- V 0 .Not a sample person this month
- 1 .Married, spouse present
- 2 .Married, spouse absent
- 3 .Widowed
- 4 .Divorced
- 5 .Separated
- 6 .Never married

D MS-2	1	2098
--------	---	------

Marital status, Month 2
 If a persons marital status changed during any month, the marital status shown is the status maintained for the greatest part of the month - edited and imputed

- U Persons 15 years old or older
- V 0 .Not a sample person this month
- 1 .Married, spouse present
- 2 .Married, spouse absent
- 3 .Widowed
- 4 .Divorced
- 5 .Separated
- 6 .Never married

D MS-3	1	2099
--------	---	------

Marital status, Month 3
 If a persons marital status changed during any month, the marital status shown is the status maintained for the greatest part of the month - edited and imputed

- U Persons 15 years old or older
- V 0 .Not a sample person this month
- 1 .Married, spouse present
- 2 .Married, spouse absent
- 3 .Widowed

DATA	SIZE	BEGIN
4 .Divorced		
5 .Separated		
6 .Never married		
D MS-4	1	2100
Marital status. Month 4		
If a persons marital status changed during any month, the marital status shown is the status maintained for the greatest part of the month - edited and imputed		
U Persons 15 years old or older		
V 0 .Not a sample person this month		
1 .Married; spouse present		
2 .Married; spouse absent		
3 .Widowed		
4 .Divorced		
5 .Separated		
6 .Never married		
D MS-5	1	2101
Marital status. Interview date		
Edited and imputed		
U Persons 15 years old or older		
V 0 .Not a sample person this month		
1 .Married; spouse present		
2 .Married; spouse absent		
3 .Widowed		
4 .Divorced		
5 .Separated		
6 .Never married		
D FAMTYP-1	1	2102
Family type to which this person belongs		
Month 1		
U All persons, including children		
V 0 .Primary family or not in sample this month		
1 .Secondary individual (not a family member)		
2 .Unrelated sub (secondary) family		
3 .Related subfamily		
4 .Primary individual		
D FAMTYP-2	1	2103
Family type to which this person belongs		
Month 2		
U All persons, including children		
V 0 .Primary family or not in sample		

PERSON

DATA	SIZE	BEGIN
------	------	-------

this month

- 1 .Secondary individual (not a family member)
- 2 .Unrelated sub (secondary) family
- 3 .Related subfamily
- 4 .Primary individual

D FAMTYP-3 1 2104

Family type to which this person belongs
Month 3.

U All persons, including children

V 0 .Primary family or not in sample
this month

- 1 .Secondary individual (not a family member)
- 2 .Un-related sub (secondary) family
- 3 .Related subfamily
- 4 .Primary individual

D FAMTYP-4 1 2105

Family type to which this person belongs
Month 4

U All persons, including children

V 0 .Primary family or not in sample
this month

- 1 .Secondary individual (not a family member)
- 2 .Unrelated sub (secondary) family
- 3 .Related subfamily
- 4 .Primary individual

D FAMTYP-5 1 2106

Family type to which this person belongs
Interview date

U All persons, including children

V 0 .Primary family or not in sample
this month

- 1 .Secondary individual (not a family member)
- 2 .Unrelated sub (secondary) family
- 3 .Related subfamily
- 4 .Primary individual

D FAMREL-1 1 2107

Sub/secondary family relationship code.
Month 1

U All persons, including children

V 0 .Not applicable (person not in related

DATA SIZE BEGIN

 subfamily or unrelated secondary family)
 or not in sample this month
 1 .Reference person of family
 2 .Spouse of family reference person
 3 .Child of family reference person
 4 .Other relative of family reference
 person

0 FAMREL-2 1 2109
 Sub/secondary family relationship code,
 Month 2

U All persons, including children

V 0 .Not applicable (person not in related
 subfamily or unrelated secondary family)
 or not in sample this month
 1 .Reference person of family
 2 .Spouse of family reference person
 3 .Child of family reference person
 4 .Other relative of family reference
 person

0 FAMREL-3 1 2109
 Sub/secondary family relationship code,
 Month 3

U All persons, including children

V 0 .Not applicable (person not in related
 subfamily or unrelated secondary family)
 or not in sample this month
 1 .Reference person of family
 2 .Spouse of family reference person
 3 .Child of family reference person
 4 .Other relative of family reference
 person

0 FAMREL-4 1 2110
 Sub/secondary family relationship code,
 Month 4

U All persons, including children

V 0 .Not applicable (person not in related
 subfamily or unrelated secondary family)
 or not in sample this month
 1 .Reference person of family
 2 .Spouse of family reference person
 3 .Child of family reference person
 4 .Other relative of family reference
 person

0 FAMREL-5 1 2111
 Sub/secondary family relationship code.

PERSON

DATA	SIZE	BEGIN
------	------	-------

Interview date

- U All persons, including children
- V 0 .Not applicable (person not in related subfamily or unrelated secondary family) or not in sample this month
- 1 .Reference person of family
- 2 .Spouse of family reference person
- 3 .Child of family reference person
- 4 .Other relative of family reference person

D FAMNUM-1	1	2112
Sub/secondary family number. Month 1.		
Range = 0,6		

- U All persons, including children
- V 0 .Not applicable (person not in related subfamily or unrelated secondary family) or not in sample this month

D FAMNUM-2	1	2113
Sub/secondary family number. Month 2.		
Range = 0,6		

- U All persons, including children
- V 0 .Not applicable (person not in related subfamily or unrelated secondary family) or not in sample this month)

D FAMNUM-3	1	2114
Sub/secondary family number. Month 3.		
Range=0,6		

- U All persons, including children
- V 0 .Not applicable (person not in related subfamily or unrelated secondary family) or not in sample this month

D FAMNUM-4	1	2115
Sub/secondary family number. Month 4.		
Range=0,6		

- U All persons, including children
- V 0 .Not applicable (person not in related subfamily or unrelated secondary family) or not in sample this month

D FAMNUM-5	1	2116
Sub/secondary family number. Interview date		
date Range = 0,6		

- U All persons, including children
- V 0 .Not applicable (person not in related

DATA SIZE BEGIN

subfamily or unrelated secondary family)
or not in sample this month

- D POP-STAT 1 2117
Population status. This field
Identifies whether or not a person was
eligible to be asked a full set of
questions, based on his/her age at
time of interview.
- U All persons, including children
V 1 .Adult (15 years of age or older)
 2 .Child (under 15 at interview)
- D PNSP-1 3 2118
Person number of spouse. Month 1
U Persons 15 years old or older
V 000 .Not in sample this month
 999 .Not applicable
- D PNSP-2 3 2121
Person number of spouse. Month 2
U Persons 15 years old or older
V 000 .Not in sample this month
 999 .Not applicable
- D PNSP-3 3 2124
Person number of spouse. Month 3
U Persons 15 years old or older
V 000 .Not in sample this month
 999 .Not applicable
- D PNSP-4 3 2127
Person number of spouse. Month 4
U Persons 15 years old or older
V 000 .Not in sample this month
 999 .Not applicable
- D PNSP-5 3 2130
Person number of spouse. Interview
date
U Persons 15 years old or older
V 000 .Not in sample this month
 999 .Not applicable
- D PNPT-1 3 2133
Person number of parent. Month 1
U Persons 15 years old or older
V 000 .Not in sample this month
 999 .Not applicable

PERSON

DATA	SIZE	BEGIN
D PNPT-2	3	2136
Person number of parent, Month 2		
U Persons 15 years old or older		
V 000 .Not in sample this month		
999 .Not applicable		
D PNPT-3	3	2137
Person number of parent, Month 3		
U Persons 15 years old or older		
V 000 .Not in sample this month		
999 .Not applicable		
D PNPT-4	3	2142
Person number of parent, Month 4		
U Persons 15 years old or older		
V 000 .Not in sample this month		
999 .Not applicable		
D PNPT-5	3	2145
Person number of parent, Interview date		
U Persons 15 years old or older		
V 000 .Not in sample this month		
999 .Not applicable		
D VETSTAT	1	2148
Did this person ever serve on active duty in the U.S. Armed Forces		
U Persons 15 years old or older		
V 0 .Not applicable (under 15) or not in sample		
1 .Yes		
2 .No		
D HIGRADE	2	2149
What is the highest grade or year of regular school this person attended		
U Persons 15 years old or older		
V 00 .Not applicable if under 15;		
Did not attend or attended only kindergarten		
* 01-08	.Elementary	*
* 09-12	.High school	*
* 21-25	.College	*
D GRD-CMPL	1	2151
Did he/she complete that grade		
U Persons 15 years old or older		

DATA	SIZE	BEGIN
V D .Not applicable if under 15. Did not attend or attended only kindergarten		
1 .Yes		
2 .No		
D ETHNICITY	2	2152
Ethnic origin		
U All persons, including children		
V 01.German		
02.English		
03.Irish		
04.French		
05.Italian		
06.Scottish-		
07.Polish		
08.Dutch		
09.Swedish		
10.Norwegian		
11.Russian		
12.Ukrainian		
13.Welsh		
14.Mexican-American		
15.Chicano		
16.Mexican		
17.Puerto Rican		
18.Cuban		
19.Central or South American (Spanish)		
20.Other Spanish		
21.Afro-American (Black or Negro)		
30.Another group not listed		
39.Don't know		
D IN-AR	1	2154
Is this person currently in the Armed Forces		
U Persons 15 years old or older		
V D .Not applicable		
1 .Yes		
2 .No		
*		*
* Freedited control card section		*
*		*
D U-ENTRY	2	2155
Freedited entry address I.D. Control card item 17		
U All persons, including children		

PERSON

DATA	SIZE	BEGIN
D U-PNUM	3	2157
Predited person number Control card item 15		
U All persons, including children		
D U-RRP	1	2160
Predited relationship to reference person. Control card item 19B		
U All persons, including children		
V 0	.Nonrelative of reference person with no own relatives in HH	
1	.Reference person with relatives in HH	
2	.Reference person with no rel. in HH	
3	.Husband of reference person	
4	.Wife of reference person	
5	.Own child of reference person	
6	.Parent of reference person	
7	.Brother/sister of reference person	
8	.Other relative of reference person	
9	.Nonrelative of reference person with own relatives in HH	
D U-HMEM	1	2161
Predited household member status Control card item 20		
U All persons, including children		
V 1	.Yes - current HH member	
2	.No	
*		*
*	The next 8 fields consist of 4 pairs.	
*	The first field in each pair gives	
*	information recorded on the control	
*	card of the household the person left	
*	after the previous wave. The second	
*	field in each pair gives information	
*	repeated on the control card of the	
*	current household.	
*		*
D U-REALFT	2	2162
Predited reason for leaving previous wave address. Control card item 23		
U All persons, including children		
V 00	.Not applicable (person did not move or not in sample previous wave) or not answered	
05	.Left - deceased	
06	.Left - institutionalized	

DATA SIZE BEGIN

07 .Left - living in Armed Forces barracks
 08 .Left - moved outside of country
 09 .Left - separation or divorce
 10 .Left - person 20% or greater no longer
 living with a sample person
 11 .Left - other
 99 .Interviewed in previous wave but not
 in sample

D L-REAGENT 2 2164
 Preeditcd reason for entering current
 address. Control card item 23

U All persons; including children

V 00 .Not applicable (person did not move
 or person no longer in sample) or
 not answered

01 .Entered - birth

02 .Entered - marriage

03 .Entered - other

04 .Entered (before sample people)

12 .Entered merged household

13 .Reentered household

D L-MONLFT 2 2166
 Preeditcd month left previous wave
 address. Control card item 23.
 Range = 0:12

U All persons; including children

V 00 .Not applicable (person did not move or
 not in sample previous wave)

D L-MONENT 2 2168
 Preeditcd month entered current address.
 Control card item 23. Range = 0:12

U All persons; including children.

V 00 .Not applicable (person did not move or
 person no longer in sample)

D L-DAYLFT 2 2170
 Preeditcd day left previous wave
 address. Control card item 23.
 Range = 0:31

U All persons; including children

V 00 .Not applicable (person did not move or
 not in sample previous wave)

D L-DAYENT 2 2172
 Preeditcd day entered current address.
 Control card item 23. Range = 0:31

172

PERSON

DATA SIZE BEGIN

U All persons, including children
V 00 .Not applicable (person did not move or
person no longer in sample)

D CC-ADLFT 2 2174
Control card address ID of previous wave

U All persons, including children
V 00 .Not applicable (person did not move or
not in sample previous wave)

D CC-ACENT 2 2175
Control card address ID of current wave

U All persons, including children
V 00 .Not applicable (person did not move or
person no longer in sample)

D U-BRTHMN 2 2178

Preedited month of birth
Control card item 24

U All persons, including children
V -9 .Not answered

D U-BRTHYR 4 2180

Preedited year of birth.
Control card item 24

U All persons, including children
V -009 .Not answered
1900 .Born 1900 or earlier

D U-PNPT 3 2184

Preedited person number of parent.
Control card item 25

U Persons 15 years old or older
V -09 .Not answered

D U-MS 1 2187

Preedited marital status.
Control card item 26A

U Persons 15 years old or older

V 0 .Not applicable

1 .Married - spouse present

2 .Married - spouse absent

3 .Widowed

4 .Divorced

5 .Separated

6 .Never married

9 .Not answered

DATA	SIZE	BEGIN
D U-PNSP	3	2188
Preeditd person number of spouse		
Control card item 268		
U Persons 15 years old or older		
V -09	.Not answered	
000	.Not applicable	
D U-PNGD	3	2191
Preeditd person number of designated		
parent or guardian.		
Control card item 27		
U Persons 15 years old or older		
V -09	.Not answered	
000	.Not applicable	
D U-SEX	1	2194
Preeditd sex code.		
Control card item 28		
U All persons, including children		
V 1	.Male	
2	.Female	
9	.Not answered	
D U-RACE	1	2195
Preeditd race code.		
Control card item 29		
U All persons, including children		
V 1	.White	
2	.Black	
3	.American Indian, Eskimo or Aleut	
4	.Asian or Pacific Islander	
5	.Other	
9	.Not answered	
D U-ORIGIN	2	2196
Uneditd ethnic origin code.		
Control card item 30		
U All persons, including children		
V -9	.Not answered	
01	.German	
02	.English	
03	.Irish	
04	.French	
05	.Italian	
06	.Scottish	
07	.Polish	
08	.Dutch	
09	.Swedish	
10	.Norwegian	

PERSON

DATA	SIZE	BEGIN
11 .Russian		
12 .Ukrainian		
13 .Welsh		
14 .Mexican-American		
15 .Chicano		
16 .Mexican		
17 .Puerto Rican		
18 .Cuban		
19 .Central or South American (Spanish speaking)		
20 .Other Spanish		
21 .Afro-American (Black or Negro)		
30 .Another group not listed		
39 .Don't know		
D U-HIGRDE	2	2198
Unedited highest grade of school attended. Control card item 31A		
U Persons 15 years old or older		
V -9 .Not answered		
0 .Not applicable; did not attend; attended only kindergarten		
* 01-08 .Elementary	*	*
* 09-12 .High school	*	*
* 21-26 .College	*	*
* .	*	*
D U-COMPL	1	2200
Was highest grade completed. Unedited - control card item 31B		
U Persons 15 years old or older		
V 0 .Not applicable		
1 .Yes		
2 .No		
9 .Not answered		
D U-VET	1	2201
Unedited veteran status. Control card item 32A		
U Persons 15 years old or older		
V 0 .Not applicable		
1 .Yes		
2 .No		
9 .Not answered		
D U-SRVOTE	1	2202
Unedited period of service. Control card item 32B		

DATA	SIZE	BEGIN
U Persons 15 years old or older		
V 0		.Not applicable
1		.Vietnam era (Aug'64-Apr'75)
2		.Korean conflict (June'50-Jan'55)
3		.World war II (Sept'40-July'47)
4		.World war I (Apr'17-Nov'18)
5		.May 1975 or later
6		.Other service
9		.Not answered
0 U-AF	1	2203
		Currently in Armed Forces - unedited control card item 32C
U Persons 15 years old and older		
V 0		.Not applicable
1		.Yes
2		.No
9		.Not answered
0 U-SSNO	1	2204
		Reason Social Security number ('U-SSN') is not provided - unedited control card item 33C
U All persons, including children		
V 0		.Not answered, not applicable
1		.Don't know
2		.Refusal
3		.None
0 PREV-ID	9	2205
		Unique scrambled combination of the previous PSU, segment, and serial numbers. Applies only to persons in an original sample unit who joined another sample unit.
U All persons, including children		
0 PREV-RCT	1	2214
		Rotation in which this person was interviewed before leaving another sample unit and joining this one.
U All persons, including children		
0 SC0064	2	2215
		Previous identification entry address ID. Applies only to persons in an original sample unit who joined another sample unit.
U All persons, including children		
V 00		.Not in universe

PERSON

DATA	SIZE	BEGIN
0 SC0066	3	2217
Previous identification person number Applies only to persons in an original sample unit who joined another sample unit.		
U All persons, including children		
V 00 .Not in universe		
0 HCHANGE1	1	2220
Used to determine if the household in which this person lived changed composition over the 4 reference months or in the 5th month up until date of interview. A change in address is not reflected in this field unless the composition of the group living together changes as a result. The first field is always "1". For each succeeding month the value of the field is the same as for the preceding month if there has been no change in composition. If a change has occurred, the field for the following month is one greater than the field for the preceding month. Month 1. Range = 1		
U All persons, including children		
0 HCHANGE2	1	2221
Used to determine if the household in which this person lived changed composition. Month 2. Range = 1,2		
U All persons, including children		
0 HCHANGE3	1	2222
Used to determine if the household in which this person lived changed composition. Month 3. Range = 1,3		
U All persons, including children		
0 HCHANGE4	1	2223
Used to determine if the household in which this person lived changed composition. Month 4. Range = 1,4		
U All persons, including children		
0 HCHANGES	1	2224
Used to determine if the household in which this person lived changed		

DATA	SIZE	BEGIN
		composition. Interview date. Range = 1:5
U		All persons, including children
D	FCHANGE1	1 2225
		Used to determine if the family (or pseudo family) changed in composition from one month to the next. These fields only relate to primary and unrelated secondary families and to primary and secondary individuals. To determine change in related subfamilies see 'S-CHANGE' below. The values of the fields for the respective months are determined in the same manner as for 'H-CHANGE' above. Month 1. Range = 1
U		All persons, including children
D	FCHANGE2	1 2226
		Used to determine if the family (or pseudo family) changed in composition. Month 2. Range = 1:2
U		All persons, including children
D	FCHANGE3	1 2227
		Used to determine if the family (or pseudo family) changed in composition. Month 3. Range = 1:3
U		All persons, including children
D	FCHANGE4	1 2228
		Used to determine if the family (or pseudo family) changed in composition. Month 4. Range = 1:4
U		All persons, including children
D	SCHANGE1	1 2229
		Used to determine if the related subfamily which includes this person, changed composition from month to month. If, during any month, the person is not a member of a related subfamily, the value of the field for the corresponding month is '0'. For members of subfamilies the values in the fields are derived as in 'H-CHANGE' above. Month 1. Range = 1
U		All persons, including children

PERSON

DATA	SIZE	BEGIN
D SCHANG2	1	2230
Used to determine if the related subfamily which includes this person, changed composition. Month 2. Range = 1,2		
U All persons, including children		
D SCHANG3	1	2231
Used to determine if the related subfamily which includes this person, changed composition. Month 3. Range = 1,3		
U All persons, including children		
D SCHANG4	1	2232
Used to determine if the related subfamily which includes this person, changed composition. Month 4. Range = 1,4		
U All persons, including children		
*		*
*	Income aggregates by months 1-4	*
*		*
D PPTOTIN1	8	2233
Total persons income for month 1. In dollars. Range = -1500000,1500000		
U Persons 15 years old or older		
D PPTOTIN2	8	2241
Total persons income for month 2. In dollars. Range = -1500000,1500000		
U Persons 15 years old or older		
D PPTOTIN3	8	2249
Total persons income for month 3. In dollars. Range = -1500000,1500000		
U Persons 15 years old or older		
D PPTOTIN4	8	2257
Total persons income for month 4. In dollars. Range = -1500000,1500000		
U Persons 15 years old or older		
D FP-EARN1	7	2265
Total persons earned income for month 1. In dollars. Range = 0,1500000		
U Persons 15 years old or older		

DATA	SIZE	BEGIN
D PF-EARN2	7	2272
Total persons earned income for month 2. In dollars. Range = 0,1500000		
U Persons 15 years old or older		
D PF-EARN3	7	2279
Total persons earned income for month 3. In dollars. Range = 0,1500000		
U Persons 15 years old or older		
D PF-EARN4	7	2286
Total persons earned income for month 4. In dollars. Range = 0,1500000		
U Persons 15 years old or older		
D PP-PROP1	8	2293
Total property (asset) income for month 1. In dollars. Range = -1500000, 1500000		
U Persons 15 years old or older		
D PP-PROP2	8	2301
Total property (asset) income for month 2. In dollars. Range = -1500000,1500000		
U Persons 15 years old or older		
D PP-PROP3	8	2309
Total property (asset) income for month 3. In dollars. Range = -1500000,1500000		
U Persons 15 years old or older		
D PP-PROP4	8	2317
Total property (asset) income for month 4. In dollars. Range = -1500000,1500000		
U Persons 15 years old or older		
D PP-TRAN1	7	2325
Total persons mean-tested cash transfer for month 1. In dollars. Range = 0,1500000		
U Persons 15 years old or older		
D PP-TRAN2	7	2332
Total persons mean-tested cash transfer for month 2. In dollars. Range = 0,1500000		
U Persons 15 years old or older		

PERSON

DATA	SIZE	BEGIN
D PP-TRAN3	7	2339
Total persons mean-tested cash transfer for month 3. In dollars. Range = 0:1500000		
U Persons 15 years old or older		
D PP-TRAN4	7	2346
Total persons mean-tested cash transfer for month 4. In dollars. Range = 0:1500000		
U Persons 15 years old or older		
D PPOTHER1	7	2353
Total persons other income for month 1. In dollars. Range = 0:1500000		
U Persons 15 years old or older		
D PPOTHER2	7	2360
Total persons other income for month 2. In dollars. Range = 0:1500000		
U Persons 15 years old or older		
D PPOTHER3	7	2367
Total persons other income for month 3. In dollars. Range = 0:1500000		
U Persons 15 years old or older		
D PPOTHER4	7	2374
Total persons other income for month 4. In dollars. Range = 0:1500000		
U Persons 15 years old or older		
*		*
* Reciprocity/asset arrays		*
*		*
D RECIPSUM	75	2381
Income reciprocity summary.		
There are 75 fields allocated for this summary. Character location is listed beside each field used. Fields not used are zero filled.		
*2381.Social security		
*2382.Railroad retirement		
*2383.Federal Supplemental Security Inc (SSI)		
*2385.State unemployment compensation		
*2386.Supplemental unemployment benefits		
*2387.Other unemployment compensation		

DATA	SIZE	BEGIN
*2368.Veterans compensation or pensions		
*2390.Workers compensation		
*2392.Employer or union temporary sickness policy		
*2393.Payments from a sickness, * accident, or disability insurance * policy purchased on your own		
*2400.Aid to families with dependent * children (AFDC, ADC)		
*2401.General assistance or general * relief		
*2403.Foster child care payments		
*2404.Other welfare		
*2405.WIC		
*2407.Food stamps		
*2408.Child support payments		
*2409.Alimony payments		
*2410.Pension from company or union		
*2411.Federal civil service or other * Federal civilian employee pensions		
*2412.U.S. military retirement pay		
*2414.State government pensions		
*2415.Local government pensions		
*2416.Income from paid up life insurance * policies or annuities		
*2417.Estates and trusts		
*2418.Other payments for retirement, * disability or survivor		
*2420.GI bill education benefits		
*2430.Income assistance from a * charitable group		
*2431.Money from relatives or friends		
*2432.Lump sum payments		
*2433.Income from roomers or boarders		
*2434.National guard or reserve pay		
*2435.Incidental or casual earnings		
*2436.Other cash income not included * elsewhere		
*2455.Recorded for confidentiality (ISS * codes 4,9,11,22,33) * The possible answers in each * field (1-75) are listed below:		
U Persons 15 years old or older		
Q 0 .Not applicable		
1 .Yes		
2 .No		
0 ASSETSUM	13	2456
Asset ownership summary. There are 13		

PERSON

DATA	SIZE	BEGIN
------	------	-------

(1-digit) fields defined below.
Character location is listed beside
each field.

*2456.155 Code 100 - savings accounts
*2457.155 Code 101 - money market
* accounts
*2458.155 Code 102 - certificates of
* deposit
*2459.155 Code 103 - now accounts
*2460.155 Code 104 - money market funds
*2461.155 Code 105 - U.S. government
* securities
*2462.155 Code 106 - municipal or
* corporate bonds
*2463.155 Code 107 - other interest
* earning assets
*2464.155 Code 110 - stocks or mutual
* funds
*2465.155 Code 120 - rental property
*2466.155 Code 130 - mortgages
*2467.155 Code 140 - royalties
*2468.155 Code 150 - other financial
* investments

The possible answers in each field
(1-13) are:

U Persons 15 years old or older

V 0 .Not applicable

1 .Yes

2 .No

* * * * *

* Employment status recode by months * * *

* 1-4 * * *

0 ESR-1 1 2469

Employment status recode for month
1 of the reference period.

U Persons 15 years old or older

V 0 .Not applicable

1 .With a job entire month; worked all
weeks

2 .With a job entire month; missed one or
more weeks; no time on layoff

3 .With a job entire month; missed one or
more weeks; spent time on layoff

4 .With job one or more weeks; no time
spent looking or on layoff

5 .With job one or more weeks; spent one
or more weeks looking or on layoff

DATA SIZE BEGIN

- 4 .No job during month, spent entire month looking or on layoff
- 7 .No job during month, spent one or more weeks looking or on layoff
- 8 .No job during month, no time spent looking or on layoff

0 ESR-2 1 2470

Employment status recode for month 2 of the reference period.

U Persons 15 years old or older

V 0 .Not applicable

- 1 .With a job entire month, worked all weeks
- 2 .With a job entire month, missed one or more weeks, no time on layoff
- 3 .With a job entire month, missed one or more weeks, spent time on layoff
- 4 .With job one or more weeks, no time spent looking or on layoff
- 5 .With job one or more weeks, spent one or more weeks looking or on layoff
- 6 .No job during month, spent entire month looking or on layoff
- 7 .No job during month, spent one or more weeks looking or on layoff
- 8 .No job during month, no time spent looking or on layoff

0 ESR-3 1 2471

Employment status recode for month 3 of the reference period.

U Persons 15 years old or older

V 0 .Not applicable

- 1 .With a job entire month, worked all weeks
- 2 .With a job entire month, missed one or more weeks, no time on layoff
- 3 .With a job entire month, missed one or more weeks, spent time on layoff
- 4 .With job one or more weeks, no time spent looking or on layoff
- 5 .With job one or more weeks, spent one or more weeks looking or on layoff
- 6 .No job during month, spent entire month looking or on layoff
- 7 .No job during month, spent one or more weeks looking or on layoff
- 8 .No job during month, no time spent looking or on layoff

PERSON:

DATA	SIZE	BEGIN
D ESR-4	1	2472
Employment status recode for month 4 of the reference period.		
U Persons 15 years old or older		
V 0 .Not applicable		
1 .With a job entire month; worked all weeks		
2 .With a job entire month; missed one or more weeks; no time on layoff		
3 .With a job entire month; missed one or more weeks; spent time on layoff		
4 .With job one or more weeks; no time spent looking		
5 .With job one or more weeks; spent looking or on layoff		
6 .No job during month; spent entire month looking or on layoff		
7 .No job during month; spent one or more weeks looking or on layoff		
8 .No job during month; no time spent looking or on layoff		
*		*
*	Recoded labor force and recipient	*
*	items by months 1-4	*
*		*
D WKSPER1	1	2473
Number of weeks in month 1 of the reference period.		
U Persons 15 years old or older		
V 0 .Not applicable		
4 .Four weeks		
5 .Five weeks		
D WKSPER2	1	2474
Number of weeks in month 2 of the reference period.		
U Persons 15 years old or older		
V 0 .Not applicable		
4 .Four weeks		
5 .Five weeks		
D WKSPER3	1	2475
Number of weeks in month 3 of the reference period.		
U Persons 15 years old or older		
V 0 .Not applicable		
4 .Four weeks		
5 .Five weeks		

DATA	SIZE	BEGIN
D WKSFER4	1	2476
Number of weeks in month 4 of the reference period.		
U Persons 15 years old or older		
V 0	.Not applicable	
4	.Four weeks	
5	.Five weeks	
D WKSJ31	1	2477
Number of weeks with a job or business for month 1 of the reference period.		
U Persons 15 years old or older		
V 0	.0 weeks or not applicable ('have-job' = no)	
1	.1 week	
2	.2 weeks	
3	.3 weeks	
4	.4 weeks	
5	.5 weeks (only applicable for months with 5 weeks)	
D WKSJ32	1	2478
Number of weeks with a job or business for month 2 of the reference period.		
U Persons 15 years old or older		
V 0	.0 weeks or not applicable ('have-job' = no)	
1	.1 week	
2	.2 weeks	
3	.3 weeks	
4	.4 weeks	
5	.5 weeks (only applicable for months with 5 weeks)	
D WKSJ33	1	2479
Number of weeks with a job or business for month 3 of the reference period.		
U Persons 15 years old or older		
V 0	.0 weeks or not applicable ('have-job' = no)	
1	.1 week	
2	.2 weeks	
3	.3 weeks	
4	.4 weeks	
5	.5 weeks (only applicable for months with 5 weeks)	
D WKSJ34	1	2480
Number of weeks with a job or business		

PERSON

DATA	SIZE	BEGIN
------	------	-------

for month 4 of the reference period.

U Persons 15 years old or older

V 0 .0 weeks or not applicable

('have-job' = no)

1 .1 week

2 .2 weeks

3 .3 weeks

4 .4 weeks

5 .5 weeks (only applicable for months
with 5 weeks)

D WKWJOB	16	2481	TABLE
----------	----	------	-------

Did this person have a job or business
during this week of the reference
period. There are 16 answer fields, one
for each week of the reference period.

U Persons 15 years old or older

V 0 .Not applicable ('have-job' = no)

1 .Yes

2 .No

D WKSJOP1	1	2, 79
-----------	---	-------

Number of weeks without pay, at a job
or business for month 1 of the
reference period.

U Persons 15 years old or older

V 0 .0 weeks or not applicable

('have-job' = no)

1 .1 week

2 .2 weeks

3 .3 weeks

4 .4 weeks

5 .5 weeks (only applicable for months
with 5 weeks)

D WKSJOP2	1	2500
-----------	---	------

Number of weeks without pay, at a job
or business for month 2 of the
reference period.

U Persons 15 years old or older

V 0 .0 weeks or not applicable

('have-job' = no)

1 .1 week

2 .2 weeks

3 .3 weeks

4 .4 weeks

5 .5 weeks (only applicable for months
with 5 weeks)

DATA SIZE BEGIN

D WKSJOP3 1 2501
 Number of weeks without pay, at a job
 or business for month 3 of the
 reference period.
 U Persons 15 years old or older
 V 0 .0 weeks or not applicable
 ('have-job' = no)
 1 .1 week
 2 .2 weeks
 3 .3 weeks
 4 .4 weeks
 5 .5 weeks (only applicable for months
 with 5 weeks)

D WKSJOP4 1 2502
 Number of weeks without pay, at a job
 or business for month 4 of the
 reference period.
 U Persons 15 years old or older
 V 0 .0 weeks or not applicable
 ('have-job' = no)
 1 .1 week
 2 .2 weeks
 3 .3 weeks
 4 .4 weeks
 5 .5 weeks (only applicable for months
 with 5 weeks)

D WEEKSAB 18 2503 TABLE
 Was this person with a job or business
 but without pay for this week of the
 reference period. There are 18 answer
 fields, one for each week of the
 reference period.
 U Persons 15 years old or older
 V 0 .Not applicable
 1 .Yes
 2 .No

D WKSLOK1 1 2521
 Number of weeks looking for work or on
 layoff in month 1 of the reference
 period.
 U Persons 15 years old or older
 V 0 .None or not applicable
 1 .1 week
 2 .2 weeks
 3 .3 weeks
 4 .4 weeks

PERSON

DATA	SIZE	BEGIN
------	------	-------

5 .5 weeks (only applicable for months with 5 weeks)

D WKSLOK2	1	2522
-----------	---	------

Number of weeks looking for work or on layoff in month 2 of the reference period.

U Persons 15 years old or older

V 0 .None or not applicable

1 .1 week

2 .2 weeks

3 .3 weeks

4 .4 weeks

5 .5 weeks (only applicable for months with 5 weeks)

D WKSLOK3	1	2523
-----------	---	------

Number of weeks looking for work or on layoff in month 3 of the reference period.

U Persons 15 years old or older

V 0 .None or not applicable

1 .1 week

2 .2 weeks

3 .3 weeks

4 .4 weeks

5 .5 weeks (only applicable for months with 5 weeks)

D WKSLOK4	1	2524
-----------	---	------

Number of weeks looking for work or on layoff in month 4 of the reference period.

U Persons 15 years old or older

V 0 .None or not applicable

1 .1 week

2 .2 weeks

3 .3 weeks

4 .4 weeks

5 .5 weeks (only applicable for months with 5 weeks)

D WEEKS,K	16	2525	TABLE
-----------	----	------	-------

Was this person looking for work or on layoff during this week of the reference period. There are 16 answer fields, one for each week of the reference period.

U Persons 15 years old or older

DATA SIZE BEGIN

V 0 .Not applicable

1 .Yes

2 .No

D CARECOV1 1 2543

Is this person covered by medicare for
month 1 of the reference period

U Persons 65 years old or older and
disabled persons 15-64 years old

V 0 .Not applicable

1 .Yes

2 .No

D CARECOV2 1 2544

Is this person covered by medicare for
month 2 of the reference period

U Persons 65 years old or older and
disabled persons 15-64 years old

V 0 .Not applicable

1 .Yes

2 .No

D CARECOV3 1 2545

Is this person covered by medicare for
month 3 of the reference period

U Persons 65 years old or older and
disabled persons 15-64 years old

V 0 .Not applicable

1 .Yes

2 .No

D CARECOV4 1 2546

Is this person covered by medicare for
month 4 of the reference period

U Persons 65 years old or older and
disabled persons 15-64 years old

V 0 .Not applicable

1 .Yes

2 .No

D MEDICAID 1 2547

Is this person covered by medicaid

U Persons 15 years old or older and
their dependents meeting eligibility
requirements

V 0 .Not applicable

1 .Yes

2 .No

PERSON

DATA	SIZE	BEGIN
D CAIDCOV1	1	2548
Was this person covered by medicaid for month 1 of the reference period		
U Persons 15 years old or older and their dependents meeting eligibility requirements		
V 0 .Not applicable		
1 .Yes		
2 .No		
D CAIDCOV2	1	2549
Was this person covered by medicaid for month 2 of the reference period		
U Persons 15 years old or older and their dependents meeting eligibility requirements		
V 0 .Not applicable		
1 .Yes		
2 .No		
D CAIDCOV3	1	2550
Was this person covered by medicaid for month 3 of the reference period		
U Persons 15 years old or older and their dependents meeting eligibility requirements		
V 0 .Not applicable		
1 .Yes		
2 .No		
D CAIDCOV4	1	2551
Was this person covered by medicaid for month 4 of the reference period		
U Persons 15 years old or older and their dependents meeting eligibility requirements		
V 0 .Not applicable		
1 .Yes		
2 .No		
D WICCOV1	1	2552
Was this person covered by WIC for month 1 of the reference period		
U Persons 15 years old or older and their dependents meeting eligibility requirements		
V 0 .Not applicable		
1 .Yes		
2 .No		

DATA	SIZE	BEGIN
D WICCOV2	1	2553
Was this person covered by WIC for month 2 of the reference period		
U Persons 15 years old or older and their dependents meeting eligibility requirements		
V 0 .Not applicable		
1 .Yes		
2 .No		
D WICCOV3	1	2554
Was this person covered by WIC for month 3 of the reference period		
U Persons 15 years old or older and their dependents meeting eligibility requirements		
V 0 .Not applicable		
1 .Yes		
2 .No		
D WICCOV4	1	2555
Was this person covered by WIC for month 4 of the reference period		
U Persons 15 years old or older and their dependents meeting eligibility requirements		
V 0 .Not applicable		
1 .Yes		
2 .No		
D WICVAL1	4	2556
Value of WIC voucher in month 1 of the reference period. The dollar field contains two implied decimals. Range = 0,5000.		
U Persons 15 years old or older and their dependents meeting eligibility requirements		
V 0000 .Not applicable		
D WICVAL2	4	2560
Value of WIC voucher in month 2 of the reference period. The dollar field contains two implied decimals. Range = 0,5000.		
U Persons 15 years old or older and their dependents meeting eligibility requirements		
V 0000 .Not applicable		

192

PERSON

DATA SIZE BEGIN

D WICVAL3 4 2564

Value of WIC voucher in month 3 of the
reference period. The dollar field
contains two implied decimals. Range =
0,5000.

U Persons 15 years old or older and
their dependents meeting eligibility
requirements

V 0000 .Not applicable

D WICVAL4 4 2568

Value of WIC voucher in month 4 of the
reference period. The dollar field
contains two implied decimals. Range =
0,5000.

U Persons 15 years old or older and
their dependents meeting eligibility
requirements

V 0000 .Not applicable

*D HIINC 1 2572

Is this person covered by health
insurance

U All persons, including children

V 0 .Not applicable

1 .Yes

2 .No

D HIMNTH1 1 2573

Did this person have health insurance
coverage month 1

U All persons, including children

V 0 .Not applicable

1 .Yes

2 .No

D HIMNTH2 1 2574

Did this person have health insurance
coverage month 2

U All persons, including children

V 0 .Not applicable

1 .Yes

2 .No

D HIMNTH3 1 2575

Did this person have health insurance
coverage month 3

U All persons, including children

DATA	SIZE	BEGIN
V 0 .Not applicable		
1 .Yes		
2 .No		
D HIMNTH4	1	2576
Did this person have health insurance coverage month 4		
U All persons, including children		
V 0 .Not applicable		
1 .Yes		
2 .No		
D INC5URC	20	2577
Income source code (10 answer fields of 2-characters each). Source of income for this person		
U Persons 15 years old or older		
V 0 .Not applicable		
1 .Social security		
2 .Railroad retirement		
3 .Federal supplemental security income		
5 .State unemployment compensation		
6 .Supplemental unemployment benefits		
7 .Other unemployment compensation		
8 .Veterans compensation or pensions		
10 .Workers compensation		
12 .Employer or union temporary sickness policy		
13 .Payments from a sickness, accident, or disability insurance policy purchased on your own		
20 .Aid to families with dependent children (AFDC, ADC)		
21 .General assistance or general relief		
23 .Foster child care payments		
24 .Other welfare		
25 .WIC		
27 .Food stamps		
28 .Child support payments		
29 .Alimony payments		
30 .Pension from company or union		
31 .Federal civil service or other Federal civilian employee pensions		
32 .U.S. military retirement pay		
34 .State government pensions		
35 .Local government pensions		
36 .Income from paid up life insurance policies or annuities		
37 .Estates and trusts		

PERSON

DATA	SIZE	BEGIN
38		
.Other payments for retirement, disability, or survivor		
40		
.GI bill education benefits		
50		
.Income assistance from a charitable group		
51		
.Money from relatives or friends		
52		
.Lump sum payments		
53		
.Income from roomers or boarders		
54		
.National guard or reserve pay		
55		
.Incidental or casual earnings		
56		
.Other cash income not included elsewhere		
75		
.Recorded for confidentiality (ISS codes 4,9,11,22,33)		
D	ASTSOLRC	39 2577
Asset source code (13 answer fields of 3-characters each) asset belonging to this person		
J	U	Persons 15 years old or older
V	000	.Not applicable
100		.Regular/passbook savings accounts in a bank, savings and loan or credit union
101		.Money market deposit accounts
102		.Certificates of deposit or other savings certificates
103		.NOW, super NOW, or other interest earning checking accounts
104		.Money market funds
105		.U.S. government securities
106		.Municipal or corporate bonds
107		.Other interest earning assets
110		.Stocks or mutual fund shares
120		.Rental property
130		.Mortgages
140		.Royalties
150		.Other financial investments
*		*
*		* The following are coverage recodes. *
*		* If this person was covered by prior *
*		* grant reciprocity on another question- *
*		* name, these flags are set. By *
*		* months 1-4 *
*		*
D	VETS1	1 2636
Was this person covered by veterans		

DATA SIZE BEGIN

payments during month 1 of the
reference period

U Persons 15 years old or older and
their dependents meeting eligibility
requirements

V 0 .Not applicable

1 .Yes

2 .No

D VETS2 1 2637

Was this person covered by veterans
payments during month 2 of the
reference period

U Persons 15 years old or older and
their dependents meeting eligibility
requirements

V 0 .Not applicable

1 .Yes

2 .No

D VETS3 1 2638

Was this person covered by veterans
payments during month 3 of the
reference period

U Persons 15 years old or older and
their dependents meeting eligibility
requirements

V 0 .Not applicable

1 .Yes

2 .No

D VETS4 1 2639

Was this person covered by veterans
payments during month 4 of the
reference period

U Persons 15 years old or older and
their dependents meeting eligibility
requirements

V 0 .Not applicable

1 .Yes

2 .No

D AFDC1 1 2640

Was this person covered by AFDC income
during month 1 of the reference period

U Persons 15 years old or older and
their dependents meeting eligibility
requirements

V 0 .Not applicable

PERSON

DATA	SIZE	BEGIN
------	------	-------

1 .Yes

2 .No

D AFDC2 1 2641

Was this person covered by AFDC income
during month 2 of the reference period

U Persons 15 years old or older and
their dependents meeting eligibility
requirements

V 0 .Not applicable

1 .Yes

2 .No

D AFDC3 1 2642

Was this person covered by AFDC income
during month 3 of the reference period

U Persons 15 years old or older and
their dependents meeting eligibility
requirements

V 0 .Not applicable

1 .Yes

2 .No

D AFDC4 1 2643

Was this person covered by AFDC income
during month 4 of the reference period

U Persons 15 years old or older and
their dependents meeting eligibility
requirements

V 0 .Not applicable

1 .Yes

2 .No

D FOODSTP1 1 2644

Was this person covered by food stamps
during month 1 of the reference period

U Persons 15 years old or older and
their dependents meeting eligibility
requirements

V 0 .Not applicable

1 .Yes

2 .No

D FOODSTP2 1 2645

Was this person covered by food stamps
during month 2 of the reference period

U Persons 15 years old or older and
their dependents meeting eligibility

DATA SIZE BEGIN

requirements

V 0 .Not applicable

1 .Yes

2 .No

D FOODSTP3 1 2646

Was this person covered by food stamps
during month 3 of the reference period

U Persons 15 years old or older and
their dependents meeting eligibility
requirements

V 0 .Not applicable

1 .Yes

2 .No

D FOODSTP4 1 2647

Was this person covered by food stamps
during month 4 of the reference period

U Persons 15 years old or older and
their dependents meeting eligibility
requirements

V 0 .Not applicable

1 .Yes

2 .No

D GENASST1 1 2648

Was this person covered by any general
assistance income during month 1 of
the reference period

U Persons 15 years old or older and
their dependents meeting eligibility
requirements

V 0 .Not applicable

1 .Yes

2 .No

D GENASST2 1 2649

Was this person covered by any general
assistance income during month 2 of
the reference period

U Persons 15 years old or older and
their dependents meeting eligibility
requirements

V 0 .Not applicable

1 .Yes

2 .No

D GENASST3 1 2650

Was this person covered by any general

PERSON

DATA	SIZE	BEGIN
------	------	-------

assistance income during month 3 of
the reference period

U Persons 15 years old or older and
their dependents meeting eligibility
requirements

V 0 .Not applicable

1 .Yes

2 .No

D GENASST4 1 2651

Was this person covered by any general
assistance income during month 4 of
the reference period

U Persons 15 years old or older and
their dependents meeting eligibility
requirements

V 0 .Not applicable

1 .Yes

2 .No

D FOSTKID1 1 2652

Was this person covered by any foster
child care payments during month 1 of
the reference period

U All persons; no age limitation

V 0 .Not applicable

1 .Yes

2 .No

D FOSTKID2 1 2653

Was this person covered by any foster
child care payments during month 2 of
the reference period

U All persons; no age limitation

V 0 .Not applicable

1 .Yes

2 .No

D FOSTKID3 1 2654

Was this person covered by any foster
child care payments during month 3 of
the reference period

U All persons; no age limitation

V 0 .Not applicable

1 .Yes

2 .No

D FOSTKID4 1 2655

Was this person covered by any foster

DATA SIZE BEGIN

child care payments during month 4 of
the reference period

All persons, no age limitation

.Not applicable

1 .Yes

2 .No

OTHWELF1 1 2656

Was this person covered by any other
welfare payments during month 1 of
the reference period

Persons 15 years old or older and
their dependents meeting eligibility
requirements

.Not applicable

1 .Yes

2 .No

OTHWELF2 1 2657

Was this person covered by any other
welfare payments during month 2 of
the reference period

Persons 15 years old or older and
their dependents meeting eligibility
requirements

.Not applicable

1 .Yes

2 .No

OTHWELF3 1 2658

Was this person covered by any other
welfare payments during month 3 of
the reference period

Persons 15 years old or older and
their dependents meeting eligibility
requirements

.Not applicable

1 .Yes

2 .No

OTHWELF4 1 2659

Was this person covered by any other
welfare payments during month 4 of
the reference period

Persons 15 years old or older and
their dependents meeting eligibility
requirements

.Not applicable

1 .Yes

200

PERSON:

DATA SIZE BEGIN

2 .No

D SOCSEC1 1 2660
Was this person covered by Social
Security payments during month 1 of
the reference period
U All persons, including children
V D .Not applicable
1 .Yes
2 .No

D SOCSEC2 1 2661
Was this person covered by Social
Security payments during month 2 of
the reference period
U All persons, including children
V D .Not applicable
1 .Yes
2 .No

D SOCSEC3 1 2662
Was this person covered by Social
Security payments during month 3 of
the reference period
U All persons, including children
V D .Not applicable
1 .Yes
2 .No

D SOCSEC4 1 2663
Was this person covered by Social
Security payments during month 4 of
the reference period
U All persons, including children
V D .Not applicable
1 .Yes
2 .No

D RAILRD1 1 2664
Was this person covered by railroad
retirement payments during month 1 of
the reference period
U All persons, including children
V D .Not applicable
1 .Yes
2 .No

D RAILRD2 1 2665
Was this person covered by railroad

DATA SIZE BEGIN

retirement payments during month 2 of
the reference period

- U All persons, including children
V 0 .Not applicable
1 .Yes
2 .No

D RAILRD3 1 2666

Was this person covered by railroad
retirement payments during month 3 of
the reference period

- U All persons, including children
V 0 .Not applicable
1 .Yes
2 .No

D RAILRD4 1 2667

Was this person covered by railroad
retirement payments during month 4 of
the reference period

- U All persons, including children
V 0 .Not applicable
1 .Yes
2 .No

* *
* Cover page section *
* *

D IT7A 1 2668

Preedited ques. item 7A - persons
interview status

- U Persons 15 years old or older
V 0 .Not answered
1 .Self
2 .Proxy

D IT7B 3 2669

Unedited ques. item 7B - person number
of proxy. Range = 0,999

- U Persons 15 years old or older

D IT7C 1 2672

Preedited persons noninterview status
ques. item 7C

- U Persons 15 years old or older
V 0 .Not answered
1 .Type Z refusal
2 .Type Z other

ZCC

PERSON

DATA	SIZE	BEGIN
D IT8MTH	2	2673
Unedited month of interview - ques. item 8. Range = 0,12		
U Persons 15 years old or older		
D IT8DAY	2	2675
Unedited day of interview - ques. item 8. Range = 0,31		
U Persons 15 years old or older		
D IT95	3	2677
Unedited total interview time in minutes. ques. item 95. Range = 0,999		
U Persons 15 years old or older		
D IT102	3	2680
Unedited total clerical review time in minutes. Ques. item 102		
U Persons 15 years old or older		
D IT113	3	2683
Unedited total pre-interview time for transcription. Questionnaire item 113		
U All persons, including children		
D IT12	1	2656
Phone interview. Questionnaire item 12		
L Persons 15 years old or older		
D SC0900	1	2627
Check item N Does ...'s person number begin with a ... (4--Wave 4; 5--Wave 5; 6--Wave 6; 7--Wave 7; etc.)		
U Persons 15 years old or older		
V 0 .Not in universe		
1 .Yes		
2 .No - skip to SC1000		
D SC0901	1	2688
Was ... missed when household members were listed for wave 1		
U Persons 15 years old or older		
V 0 .Not in universe		
1 .Yes - skip to SC1000		
2 .No		

DATA	SIZE	BEGIN
D SC0902	1	2689
Was ... living in any of the kinds of places listed on this card (See SC0904 below for kinds of places)		
U Persons 15 years old or older		
V 0 .Not in universe		
1 .Yes		
2 .No - skip to SC0906		
D SC0904	1	2690
Which code on this card represents the kind of place ... was living in on reference date		
U Persons 15 years old or older		
V 0 .Not in universe		
1 .Armed Forces barracks - skip to SC1000		
2 .Outside the United States - skip to SC1000		
3 .Nonhousehold setting - skip to SC1000		
D SC0906	1	2691
Was ... living alone on reference date		
U Persons 15 years old or older		
V 0 .Not in universe		
1 .Yes - skip to SC1000		
2 .No		
D SC0908	1	2692
How many people was ... living with on reference date		
U Persons 15 years old or older		
V 0 .Not in Universe		
1 .1 person		
2 .2 people		
3 .3 people		
4 .4 people		
5 .5 people		
6 .6 people		
7 .7 people		
8 .8 people		
9 .9 or more people		

204

PERSON

DATA SIZE BEGIN

D SC0910 1 2693

Was ... the owner or renter of the residence where ... was living on reference date

U Persons 15 years old or older

V 0 .Not in universe

1 .Yes - skip to SC1000

2 .No

D SC0912 1 2694

How is ... related to the person who owned or rented the residence where ... was living on reference date

U Persons 15 years old or older

V 0 .Not in universe

1 .Husband

2 .Wife

3 .Our child (son or daughter)

4 .Parent

5 .Brother/sister

6 .Other relative

7 .Nonrelative

* *
* Labor force and reciprocity *
* section *

D SC1000 1 2695

During the 4-month period did ... have a job or business, either full time or part time, even for only a few days

U Persons 15 years old or older

V 0 .Not in universe

1 .Yes - skip to SC1056

2 .No

D SC1002 1 2696

Did ... spend any time looking for work or on layoff from a job

U Persons 15 years old or older

V 0 .Not in universe

1 .Yes

2 .No - skip to SC1048

* *
* The next 19 fields (SC1004 through *
* SC1040) are possible answers to *
* the questions: *
* *

DATA	SIZE	BEGIN
* In which weeks was ... looking for *		
* work or on layoff from a job *		
* *		
D SC1004	1	2697
All weeks in reference period		
U Persons 15 years old or older		
V 0 .Not marked as looking or on layoff		
all weeks in reference period or		
not in universe based on response to		
SC1002		
1 .Marked as looking or on layoff all		
weeks in reference period		
D SC1006	:	2698
1st week		
U Persons 15 years old or older		
V 0 .Not marked as a week looking or on		
layoff or not in universe based on		
response to SC1002		
1 .Marked as a week looking or on		
layoff		
D SC1008	1	2699
2nd week		
U Persons 15 years old or older		
V 0 .Not marked as a week looking or on		
layoff or not in universe based on		
response to SC1002		
1 .Marked as a week looking or on		
layoff		
D SC1010	:	2700
3rd week		
U Persons 15 years old or older		
V 0 .Not marked as a week looking or on		
layoff or not in universe based on		
response to SC1002		
1 .Marked as a week looking or on layoff		
D SC1012	1	2701
4th week		
U Persons 15 years old or older		
V 0 .Not marked as a week looking or on		
layoff or not in universe based on		
response to SC1002		
1 .Marked as a week looking or on layoff		
D SC1014	1	2702
5th week		

206

PERSON

DATA SIZE BEGIN

U Persons 15 years old or older
V 0 .Not marked as a week looking or on
layoff or not in universe based on
response to SC1002
1 .Marked as a week looking or on layoff

D SC1016 1 2703
6th week

U Persons 15 years old or older
V 0 .Not marked as a week looking or on
layoff or not in universe based on
response to SC1002
1 .Marked as a week looking or on layoff

D SC1018 1 2704
7th week

U Persons 15 years old or older
V 0 .Not marked as a week looking or on
layoff or not in universe based on
response to SC1002
1 .Marked as a week looking or on layoff

D SC1020 1 2705
8th week

U Persons 15 years old or older
V 0 .Not marked as a week looking or on
layoff or not in universe based on
response to SC1002
1 .Marked as a week looking or on layoff

D SC1022 1 2706
9th week

U Persons 15 years old or older
V 0 .Not marked as a week looking or on
layoff or not in universe based on
response to SC1002
1 .Marked as a week looking or on layoff

D SC1024 1 2707
10th week

U Persons 15 years old or older
V 0 .Not marked as a week looking or on
layoff or not in universe based on
response to SC1002
1 .Marked as a week looking or on layoff

D SC1026 1 2708
11th week

DATA	SIZE	BEGIN
U Persons 15 years old or older		
V D .Not marked as a week looking or on layoff or not in universe based on response to SC1002		
1 .Marked as a week looking or on layoff		
D SC1028	1	2709
12th week		
U Persons 15 years old or older		
V D .Not marked as a week looking or on layoff or not in universe based on response to SC1002		
1 .Marked as a week looking or on layoff		
D SC1030	1	2710
13th week		
U Persons 15 years old or older		
V D .Not marked as a week looking or on layoff or not in universe based on response to SC1002		
1 .Marked as a week looking or on layoff		
D SC1032	1	2711
14th week		
U Persons 15 years old or older		
V D .Not marked as a week looking or on layoff or not in universe based on response to SC1002		
1 .Marked as a week looking or on layoff		
D SC1034	1	2712
15th week		
U Persons 15 years old or older		
V D .Not marked as a week looking or on layoff or not in universe based on response to SC1002		
1 .Marked as a week looking or on layoff		
D SC1036	1	2713
16th week		
U Persons 15 years old or older		
V D .Not marked as a week looking or on layoff or not in universe based on response to SC1002		
1 .Marked as a week looking or on layoff		
D SC1038	1	2714
17th week		
U Persons 15 years old or older		

208

PERSON

DATA SIZE BEGIN

V 0 .Not marked as a week looking or on
layoff or not in universe based on
response to SC1002
1 .Marked as a week looking or on layoff

D SC1040 1 2715
18th week

U Persons 15 years old or older

V 0 .Not marked as a week looking or on
layoff or not in universe based on
response to SC1002
1 .Marked as a week looking or on layoff

D SC1042 1 2716
Could ... have taken a job during
any of those weeks

U Persons 15 years old or older

V 0 .Not in universe
1 .Yes - skip to SC1046
2 .No

D SC1044 1 2717
What was the main reason ... could
not take a job during those weeks

U Persons 15 years old or older

V 0 .Not in universe
1 .Already had a job
2 .Temporary illness
3 .School
4 .Other

D SC104A 1 2718
Check item R1
Is the "all" box marked in SC1004

U Persons 15 years old or older

V 0 .Not in universe
1 .Yes - skip to SC124C
2 .No - skip to SC1050

D SC1048 1 2719
Were there any weeks in the 4-month
period when ... wanted a job

U Persons 15 years old or older

V 0 .Not in universe
1 .Yes - skip to SC1052
2 .No - skip to SC1248

D SC1050 1 2720
There were weeks that ... did not

DATA	SIZE	BEGIN
work or look for work . Did ... want a job in those weeks		
U	Persons 15 years old or older	
V	D .Not in universe	
	1 .Yes	
	2 .No - skip to SC1240	
D	SC1052	1 2721
Could ... have taken a job in those weeks if one had been offered		
U	Persons 15 years old or older	
V	D .Not in universe	
	1 .Yes	
	2 .No - skip to SC1240	
D	SC1054	2 2722
During the weeks that ... wanted a job but was not looking for one, what was the main reason ... was not looking		
U	Persons 15 years old or older	
V	-1 .OK - skip to SC1240	
	00 .Not in universe	
	01 .Believes no work available in line of work or area - skip to SC1240	
	02 .Couldn't find any work - skip to SC1240	
	03 .Lacks necessary schooling, training, skills, or experience - skip to SC1240	
	04 .Employers think too young or too old - skip to SC1240	
	05 .Other personal handicap in finding job - skip to SC1240	
	06 .Can't arrange child care - skip to SC1240	
	07 .Family responsibilities - skip to SC1240	
	08 .In school or other training - skip to SC1240	
	09 .Ill health, physical disability - skip to SC1240	
	10 .Other - skip to SC1240	
D	SC1056	1 2724
Did ... have a job or business, either full or part time, during each of the weeks in this period		
U	Persons 15 years old or older	
V	D .Not in universe	
	1 .Yes	
	2 .No - skip to SC1100 through SC1134	

210

PERSON

DATA	SIZE	BEGIN
D SC1056	1	2725
Was ... absent without pay from ...'s job or business for any full weeks during the 4-month period		
U Persons 15 years old or older		
V D .Not in universe		
1 .Yes		
2 .No - skip to SC1230		
*		*
* The next 19 fields (SC1060 through SC1096) are possible answers to the question:		
*		*
* In which weeks was ... absent without pay		
*		*
*		*
D SC1060	1	2726
All weeks in reference period		
U Persons 15 years old or older		
V D .Not marked as absent without pay for all weeks in reference period or not in universe based on response to SC1058		
1 .Marked as a week absent without pay		
D SC1062	1	2727
1st week		
U Persons 15 years old or older		
V D .Not marked as a week absent without pay or not in universe based on response to SC1058		
1 .Marked as a week absent without pay		
D SC1064	1	2728
2nd week		
U Persons 15 years old or older		
V D .Not marked as a week absent without pay or not in universe based on response to SC1058		
1 .Marked as a week absent without pay		
D SC1066	1	2729
3rd week		
U Persons 15 years old or older		
V D .Not marked as a week absent without pay or not in universe based on response to SC1058		
1 .Marked as a week absent without pay		

DATA	SIZE	BEGIN
D SC1066 4th week	1	2730
U Persons 15 years old or older		
V 0 .Not marked as a week absent without pay or not in universe based on response to SC1058		
1 .Marked as a week absent without pay		
D SC1070 5th week	1	2731
U Persons 15 years old or older		
V 0 .Not marked as a week absent without pay or not in universe based on response to SC1058		
1 .Marked as a week absent without pay		
D SC1072 6th week	1	2732
U Persons 15 years old or older		
V 0 .Not marked as a week absent without pay or not in universe based on response to SC1058		
1 .Marked as a week absent without pay		
D SC1074 7th week	1	2733
U Persons 15 years old or older		
V 0 .Not marked as a week absent without pay or not in universe based on response to SC1058		
1 .Marked as a week absent without pay		
D SC1076 8th week	1	2734
U Persons 15 years old or older		
V 0 .Not marked as a week absent without pay or not in universe based on response to SC1058		
1 .Marked as a week absent without pay		
D SC1078 9th week	1	2735
U Persons 15 years old or older		
V 0 .Not marked as a week absent without pay or not in universe based on response to SC1058		
1 .Marked as a week absent without pay		
D SC1080 10th week	1	2736

212

PERSON

DATA SIZE BEGIN

U Persons 15 years old or older
V 0 .Not marked as a week absent without
 pay or not in universe based on
 response to SC1058
 1 .Marked as a week absent without pay

D SC1062 1 2737
 11th week

U Persons 15 years old or older
V 0 .Not marked as a week absent without
 pay or not in universe based on
 response to SC1058
 1 .Marked as a week absent without pay

D SC1064 1 2736
 12th week

U Persons 15 years old or older
V 0 .Not marked as a week absent without
 pay or not in universe based on
 response to SC1058
 1 .Marked as a week absent without pay

D SC1026 1 2739
 13th week

U Persons 15 years old or older
V 0 .Not marked as a week absent without
 pay or not in universe based on
 response to SC1058
 1 .Marked as a week absent without pay

D SC1086 1 2740
 14th week

U Persons 15 years old or older
V 0 .Not marked as a week absent without
 pay or not in universe based on
 response to SC1058
 1 .Marked as a week absent without pay

D SC1090 1 2741
 15th week

U Persons 15 years old or older
V 0 .Not marked as a week absent without
 pay or not in universe based on
 response to SC1058
 1 .Marked as a week absent without pay

D SC1092 1 2742
 16th week

DATA . SIZE BEGIN

U Persons 15 years old or older
 V 0 .Not marked as a week absent without
 pay or not in universe based on
 response to SC1058
 1 .Marked as a week absent without pay

D SC1094 1 2743
 17th week

U Persons 15 years old or older
 V 0 .Not marked as a week absent without
 pay or not in universe based on
 response to SC1058
 1 .Marked as a week absent without pay

D SC1096 1 2744
 18th week

U Persons 15 years old or older
 V 0 .Not marked as a week absent without
 pay or not in universe based on
 response to SC1058
 1 .Marked as a week absent without pay

D SC1098 1 2745
 What was the main reason ... was
 absent from ...'s job or business
 during those weeks

U Persons 15 years old or older
 V 0 .Not in Universe
 1 .On layoff - skip to SC1230
 2 .Own illness - skip to SC1230
 3 .On vacation - skip to SC1230
 4 .Bad weather - skip to SC1230
 5 .Labor dispute - skip to SC1230
 6 .New job to begin within 30 days -
 skip to SC1230
 7 .Other - skip to SC1230

* *
 * The next 16 fields (SC1100 through *
 * SC1134) are possible answers to the *
 * question: *
 * *
 * In which weeks did ... have a job *
 * or business *
 * *

D SC1100 1 2746
 1st week

U Persons 15 years old or older
 V 0 .Not marked as a week having a job

214

PERSON

DATA SIZE BEGIN

or business or not in universe
based on response to SC1056

1 .Marked as a week having a job
or business

D SC1102 1 2747
2nd week

U Persons 15 years old or older

V 0 .Not marked as a week having a job
or business or not in universe
based on response to SC1056

1 .Marked as a week having a job
or business

D SC1104 1 2748
3rd week

U Persons 15 years old or older

V 0 .Not marked as a week having a job
or business or not in universe
based on response to SC1056

1 .Marked as a week having a job
or business

D SC1106 1 2749
4th week

U Persons 15 years old or older

V 0 .Not marked as a week having a job
or business or not in universe
based on response to SC1056

1 .Marked as a week having a job
or business

D SC1108 1 2750
5th week

U Persons 15 years old or older

V 0 .Not marked as a week having a job
or business or not in universe
based on response to SC1056

1 .Marked as a week having a job
or business

D SC1110 1 2751
6th week

U Persons 15 years old or older

V 0 .Not marked as a week having a job
or business or not in universe
Based on response to SC1056

1 .Marked as a week having a job
or business

DATA	SIZE	BEGIN
D SC1112 7th week	1	2752
U Persons 15 years old or older		
V 0 .Not marked as a week having a job or business or not in universe based on response to SC1056		
1 .Marked as a week having a job or business		
D SC1114 8th week	1	2753
U Persons 15 years old or older		
V 0 .Not marked as a week having a job or business or not in universe based on response to SC1056		
1 .Marked as a week having a job or business		
D SC1116 9th week	1	2754
U Persons 15 years old or older		
V 0 .Not marked as a week having a job or business or not in universe based on response to SC1056		
1 .Marked as a week having a job or business		
D SC1116 10th week	1	2755
U Persons 15 years old or older		
V 0 .Not marked as a week having a job or business or not in universe based on response to SC1056		
1 .Marked as a week having a job or business		
D SC1121 11th week	1	2756
U Persons 15 years old or older		
V 0 .Not marked as a week having a job or business or not in universe based on response to SC1056		
1 .Marked as a week having a job or business		
D SC1122 12th week	1	2757
U Persons 15 years old or older		
V 0 .Not marked as a week having a job		

PERSON

DATA	SIZE	BEGIN
------	------	-------

or business or not in universe
based on response to SC1056

1 .Marked as a week having a job
or business

D SC1124	1	2756
----------	---	------

13th week

U Persons 15 years old or older

V D .Not marked as a week having a job
or business or not in universe
based on response to SC1056

1 .Marked as a week having a job
or business

D SC1126	1	2757
----------	---	------

14th week

U Persons 15 years old or older

V D .Not marked as a week having a job
or business or not in universe
based on response to SC1056

1 .Marked as a week having a job
or business

D SC1128	1	2760
----------	---	------

15th week

U Persons 15 years old or older

V D .Not marked as a week having a job
or business or not in universe
based on response to SC1056

1 .Marked as a week having a job
or business

D SC1130	1	2761
----------	---	------

16th week

U Persons 15 years old or older

V D .Not marked as a week having a job
or business or not in universe
based on response to SC1056

1 .Marked as a week having a job
or business

D SC1132	1	2762
----------	---	------

17th week

U Persons 15 years old or older

V D .Not marked as a week having a job
or business or not in universe
based on response to SC1056

1 .Marked as a week having a job
or business

DATA	SIZE	BEGIN
D SC1134	1	2763
18th week		
U Persons 15 years old or older		
V D .Not marked as a week having a job or business or not in universe based on response to SC1056		
1 .Marked as a week having a job or business		
D SC1136	1	2764
Of those weeks that ... had a job or business, was ... absent from work for any full weeks without pay		
U Persons 15 years old or older		
V D .Not in universe		
1 .Yes		
2 .No - skip to SC1176		
*		*
* The next 16 fields (SC1135 through SC1172) are possible answers to the question:		
*		*
* In which weeks was ... absent without pay		
*		*
D SC1138	1	2765
1st week		
U Persons 15 years old or older		
V D .Not marked as a week absent without pay or not in universe based on response to SC1136		
1 .Marked as a week absent without pay		
D SC1140	1	2766
2nd week		
U Persons 15 years old or older		
V D .Not marked as a week absent without pay or not in universe based on response to SC1136		
1 .Marked as a week absent without pay		
D SC1142	1	2767
3rd week		
U Persons 15 years old or older		
V D .Not marked as a week absent without pay or not in universe based on response to SC1136		
1 .Marked as a week absent without pay		

216

PERSON

DATA	SIZE	BEGIN
D SC1144 4th week	1	2768
U Persons 15 years old or older		
V 0 .Not marked as a week absent without pay or not in universe based on response to SC1136		
1 .Marked as a week absent without pay		
D SC1146 5th week	1	2769
U Persons 15 years old or older		
V 0 .Not marked as a week absent without pay or not in universe based on response to SC1136		
1 .Marked as a week absent without pay		
D SC1148 6th week	1	2770
U Persons 15 years old or older		
V 0 .Not marked as a week absent without pay or not in universe based on response to SC1136		
1 .Marked as a week absent without pay		
D SC1150 7th week	1	2771
U Persons 15 years old or older		
V 0 .Not marked as a week absent without pay or not in universe based on response to SC1136		
1 .Marked as a week absent without pay		
D SC1152 8th week	1	2772
U Persons 15 years old or older		
V 0 .Not marked as a week absent without pay or not in universe based on response to SC1136		
1 .Marked as a week absent without pay		
D SC1154 9th week	1	2773
U Persons 15 years old or older		
V 0 .Not marked as a week absent without pay or not in universe based on response to SC1136		
1 .Marked as a week absent without pay		

DATA	SIZE	BEGIN
D SC1156 10th week	1	2774
U Persons 15 years old or older		
V 0 .Not marked as a week absent without pay or not in universe based on response to SC1136		
1 .Marked as a week absent without pay		
D SC1158 11th week	1	2775
U Persons 15 years old or older		
V 0 .Not marked as a week absent without pay or not in universe based on response to SC1136		
1 .Marked as a week absent without pay		
D SC1160 12th week	1	2776
U Persons 15 years old or older		
V 0 .Not marked as a week absent without pay or not in universe based on response to SC1136		
1 .Marked as a week absent without pay		
D SC1162 13th week	1	2777
U Persons 15 years old or older		
V 0 .Not marked as a week absent without pay or not in universe based on response to SC1136		
1 .Marked as a week absent without pay		
D SC1164 14th week	1	2778
U Persons 15 years old or older		
V 0 .Not marked as a week absent without pay or not in universe based on response to SC1136		
1 .Marked as a week absent without pay		
D SC1166 15th week	1	2779
U Persons 15 years old or older		
V 0 .Not marked as a week absent without pay or not in universe based on response to SC1136		
1 .Marked as a week absent without pay		
D SC1168 16th week	1	2780

ZZZ

PERSON

DATA SIZE BEGIN

U Persons 15 years old or older
V D .Not marked as a week absent without
pay or not in universe based on
response to SC1136
1 .Marked as a week absent without pay

D SC1170 1 2781
17th week

U Persons 15 years old or older
V D .Not marked as a week absent without
pay or not in universe based on
response to SC1136
1 .Marked as a week absent without pay

D SC1172 1 2782
18th week

U Persons 15 years old or older
V D .Not marked as a week absent without
pay or not in universe based on
response to SC1136
1 .Marked as a week absent without pay

D SC1174 1 2783
What was the main reason ... was
absent from ...'s job or business
during those weeks

U Persons 15 years old or older
V D .Not in universe
1 .On layoff
2 .Own illness
3 .On vacation
4 .Bad weather
5 .Labor dispute
6 .New job to begin within 30 days
7 .Other

D SC1176 1 2784
Did ... spend any time looking for
work or on layoff

U Persons 15 years old or older
V D .Not in universe
1 .Yes
2 .No - skip to SC12ZZ

* *
* The next 19 fields (SC1178 through *
* SC1214) are possible answers to the *
* questions: *
* *

DATA	SIZE	BEGIN
* In which of these weeks was ...		*
* looking for work or on layoff from		*
* a job		*
*		*
D SC1176	1	2785
All weeks without a Job in reference period		
U Persons 15 years old or older		
V 0 .Not marked as looking for work or on layoff from a job for all weeks without a job in reference period or not in universe based on response to SC1176		
1 .Marked as looking for work or on layoff from a job for all weeks without a job in reference period		
D SC1180	1	2786
1st week		
U Persons 15 years old or older		
V 0 .Not marked as a week looking for work or on layoff from a job or not in universe based on response to SC1176		
1 .Marked as a week looking for work or on layoff from a job		
D SC1182	1	2787
2nd week		
U Persons 15 years old or older		
V 0 .Not marked as a week looking for work or on layoff from a job or not in universe based on response to SC1176		
1 .Marked as a week looking for work or on layoff from a job		
D SC1184	1	2788
3rd week		
U Persons 15 years old or older		
V 0 .Not marked as a week looking for work or on layoff from a job or not in universe based on response to SC1176		
1 .Marked as a week looking for work or on layoff from a job		
D SC1186	1	2789
4th week		
U Persons 15 years old or older		
V 0 .Not marked as a week looking for work or on layoff from a job or not in		

ZZZ

PERSON

DATA SIZE BEGIN

universe based on response to SC1176
1 .Marked as a week looking for work or
on layoff from a job

D SC1185 1 2790

5th week

U Persons 15 years old or older

V 0 .Not marked as a week looking for work
or on layoff from a job or not in
universe based on response to SC1176

1 .Marked as a week looking for work or
on layoff from a job

D SC1190 1 2791

6th week

U Persons 15 years old or older

V 0 .Not marked as a week looking for work
or on layoff from a job or not in
universe based on response to SC1176

1 .Marked as a week looking for work or
on layoff from a job

D SC1192 1 2792

7th week

U Persons 15 years old or older

V 0 .Not marked as a week looking for work
or on layoff from a job or not in
universe based on response to SC1176

1 .Marked as a week looking for work or
on layoff from a job

D SC1194 1 2793

8th week

U Persons 15 years old or older

V 0 .Not marked as a week looking for work
or on layoff from a job or not in
universe based on response to SC1176

1 .Marked as a week looking for work or
on layoff from a job

D SC1196 1 2794

9th week

U Persons 15 years old or older

V 0 .Not marked as a week looking for work
or on layoff from a job or not in
universe based on response to SC1176

1 .Marked as a week looking for work or
on layoff from a job

DATA	SIZE	BEGIN
D SC1198 10th week U Persons 15 years old or older V 0 .Not marked as a week looking for work or on layoff from a job or not in universe based on response to SC1176 1 .Marked as a week looking for work or on layoff from a job	1	2795
D SC1200 11th week U Persons 15 years old or older V 0 .Not marked as a week looking for work or on layoff from a job or not in universe based on response to SC1176 1 .Marked as a week looking for work or on layoff from a job	1	2796
D SC1202 12th week U Persons 15 years old or older V 0 .Not marked as a week looking for work or on layoff from a job or not in universe based on response to SC1176 1 .Marked as a week looking for work or on layoff from a job	1	2797
D SC1204 13th week U Persons 15 years old or older V 0 .Not marked as a week looking for work or on layoff from a job or not in universe based on response to SC1176 1 .Marked as a week looking for work or on layoff from a job	1	2798
D SC1206 14th week U Persons 15 years old or older V 0 .Not marked as a week looking for work or on layoff from a job or not in universe based on response to SC1176 1 .Marked as a week looking for work or on layoff from a job	1	2799
D SC1208 15th week U Persons 15 years old or older V 0 .Not marked as a week looking for work	1	2800

224

PERSON

DATA SIZE BEGIN

or on layoff from a job or not in
universe based on response to SC1176

1 .Marked as a week looking for work or
on layoff from a job

D SC1210 1 2801

16th week

U Persons 15 years old or older

V 0 .Not marked as a week looking for work
or on layoff from a job or not in
universe based on response to SC1176

1 .Marked as a week looking for work or
on layoff from a job

D SC1212 1 2802

17th week

U Persons 15 years old or older

V 0 .Not marked as a week looking for work
or on layoff from a job or not in
universe based on response to SC1176

1 .Marked as a week looking for work or
on layoff from a job

D SC1214 1 2803

15th week

U Persons 15 years old or older

V 0 .Not marked as a week looking for work
or on layoff from a job or not in
universe based on response to SC1176

1 .Marked as a week looking for work or
on layoff from a job

D SC1216 1 2804

Could ... have taken a job during
those weeks if one had been offered

U Persons 15 years old or older

V 0 .Not in universe

1 .Yes - skip to SC1220

2 .No

D SC1218 1 2805

What was the main reason ... could
not take a job during those weeks

U Persons 15 years old or older

V 0 .Not in universe

1 .Already had a job

2 .Temporary illness

3 .School

4 .Other

DATA	SIZE	BEGIN
D SC1220	1	2806
Check item R2		
Is each week of the 4-month period marked as "with a job or business" or "looking for work or on layoff"		
U Persons 15 years old or older		
V 0 .Not in universe		
1 .Yes - skip to SC1230		
2 .No - skip to SC1224		
D SC1222	1	2807
Did ... want a job in those weeks when ... did not have one		
U Persons 15 years old or older		
V 0 .Not in universe		
1 .Yes - skip to SC1226		
2 .No - skip to SC1230		
D SC1224	1	2808
There were weeks in this period when ... did not have a job and was not looking for a job . Did ... want a job in those weeks		
U Persons 15 years old or older		
V 0 .Not in universe		
1 .Yes		
2 .No - skip to SC1230		
D SC1226	1	2809
Could ... have taken a job during those weeks if one had been offered		
U Persons 15 years old or older		
V 0 .Not in universe		
1 .Yes		
2 .No - skip to SC1230		
D SC1228	2	2810
During the weeks that ... wanted a job but was not looking for one, what was the main reason ... was not looking		
U Persons 15 years old or older		
V 00 .Not in universe		
01 .Believes no work available in line of work or area		
02 .Couldn't find any work		
03 .Lacks necessary schooling, training, skills, or experience		
04 .Employers think too young or		

226

PERSON

DATA	SIZE	BEGIN
		too old
05		.Other personal handicap in finding job
06		.Can't arrange child care
07		.Family responsibilities
08		.In school or other training
09		.Ill health; physical disability
10		.Other
D SC1230	2	2812
		In the weeks that ... worked during the 4-month period, how many hours did ... usually work per week. Range = -9,79
U		Persons 15 years old or older
V	-9	.Not in universe
00		.None - skip to SC1239
D SC1232	1	2814
		Check item R3
		Did ... usually work 35 or more hours per week
U		Persons 15 years old or older
V	0	.Not in universe
1		.Yes
2		.No - skip to SC1236
D SC1234	1	2815
		Did ... work less than 35 hours in any of the weeks that ... worked during this period
U		Persons 15 years old or older
V	0	.Not in universe
1		.Yes
2		.No - skip to SC1239
D SC1236	2	2816
		In how many weeks did ... work less than 35 hours during this 4-month period. Range = -5,18
U		Persons 15 years old or older
V	-5	.All weeks in reference period
00		.Not in universe
D SC1238	1	2818
		What was the main reason ... worked less than 35 hours in those weeks
U		Persons 15 years old or older

PERSON

DATA	SIZE	BEGIN
V 0 .Not in universe		
1 .Could not find a full-time job		
2 .Wanted to work part-time		
3 .Health condition or disability		
4 .Normal working hours are less than 35 hours		
5 .Slack work or material shortage		
6 .Other		
D SC1239	1	2819
Check item R4		
The response to SC1058 is ...		
U Persons 15 years old or older		
V 0 .Not in universe		
1 .Yes (or blank)		
2 .No - skip to SC1244		
D SC1240	1	2820
During this 4-month period, did ...		
receive any state unemployment compensation payments		
U Persons 15 years old or older		
V 0 .Not in universe		
1 .Yes		
2 .No - skip to SC1244		
D SC1242	1	2821
During this period, did ... also		
receive any supplemental unemployment benefits (sub)		
U Persons 15 years old or older		
V 0 .Not in universe		
1 .Yes		
2 .No		
D SC1244	1	2822
Check item R5		
Is "worked" marked on the ISS list		
U Persons 15 years old or older		
V 0 .Not in universe		
1 .Yes		
2 .No skip to SC1248		
D SC1246	1	2823
During this 4-month period did ...		
receive any worker's compensation for any kind of job-related illness or injury		
U Persons 15 years old or older		

228

PERSON

DATA SIZE BEGIN

V 0 .Not in universe

- 1 .Yes
- 2 .No

D SC1248 1 2824

Check item R6

Was an interview obtained for ...
last reference period

U Persons 15 years old or older

V 0 .Not in universe

- 1 .Yes
- 2 .No - skip to SC1330

D SC1250 1 2825

Check item R7

Are any income types listed in
the income roster

U Persons 15 years old or older

V 0 .Not in universe

- 1 .Yes
- 2 .No - skip to SC1284

D SC1251 1 2626

The last time we obtained
information, ... had received
... incomes during (2 months ago)
through (5 months ago). Was this
information recorded correctly

U Persons 15 years old or older

V 0 .Not in universe

- 1 .Yes
- 2 .No

D SC1252 2 2827

Income code. Code from Income
Source List. See appendix A-1

U Persons 15 years old or older

V 00 .Not in universe

D SC1254 1 2829

In this reference period, did...
get income from ... (code indicated
in SC1252)

U Persons 15 years old or older

V 0 .Not in universe

- 1 .Yes
- 2 .No

DATA	SIZE	BEGIN
D SC1255	1	2830
In the previous reference period, did ... get income from ... (code indicated in SC1252)		
U Persons 15 years old or older		
V 0 .Not in universe		
1 .Should not have been listed		
2 .Was not listed; should have been		
D SC1256	2	2831
Income code. Code from Income Source List. See appendix A-1		
U Persons 15 years old or older		
V 00 .Not in universe		
D SC1256	1	2833
In this reference period, did ... get income from ... (code indicated in SC1256)		
U Persons 15 years old or older		
V 0 .Not in universe		
1 .Yes		
2 .No		
D SC1259	1	2834
In the previous reference period, did ... get income from ... (code indicated in SC1256)		
U Persons 15 years old or older		
V 0 .Not in universe		
1 .Should not have been listed		
2 .Was not listed; should have been		
D SC1260	2	2835
Income code. Code from Income Source List. See appendix A-1.		
U Persons 15 years old or older		
V 00 .Not in universe		
D SC1262	1	2837
In this reference period, did ... get income from ... (code indicated in SC1260)		
U Persons 15 years old or older		
V 0 .Not in universe		
1 .Yes		
2 .No		
D SC1263	1	2838
In the previous reference period,		

230

PERSON

DATA SIZE BEGIN

 did ... get income from ... (code
 indicated in SC1260)

U Persons 15 years old or older

V 0 .Not in universe

 1 .Should not have been listed

 2 .Was not listed; should have been

D SC1264 2 2839

 Income code. Code from Income
 Source List. See appendix A-1

U Persons 15 years old or older

V 00 .Not in universe

D SC1266 1 2841

 In this reference period, did ...
 get income from ... (code indicated
 in SC1264)

U Persons 15 years old or older

V 0 .Not in universe

 1 .Yes

 2 .No

D SC1267 1 2842

 In the previous reference period,
 did ... get income from ... (code
 indicated in SC1264)

U Persons 15 years old or older

V 0 .Not in universe

 1 .Should not have been listed

 2 .Was not listed; should have been

D SC1268 2 2843

 Income code. Code from Income
 Source List. See appendix A-1

U Persons 15 years old or older

V 00 .Not in universe

D SC1270 1 2845

 In this reference period, did ...
 get income from ... (code indicated
 in SC1268)

U Persons 15 years old or older

V 0 .Not in universe

 1 .Yes

 2 .No

D SC1271 1 2846

 In the previous reference period,

DATA SIZE BEGIN

did ... get income from ... (code indicated in SC1268)

U Persons 15 years old or older

V 0 .Not in universe

1 .Should not have been listed

2 .Was not listed; should have been

D SC1272 2 2647

Income code. Code from Income

Source List. See appendix A-1

U Persons 15 years old or older

V 00 .Not in universe

D SC1274 1 2849

In this reference period, did ...
get income from ... (code indicated
in SC1272)

U Persons 15 years old or older

V 0 .Not in universe

1 .Yes

2 .No

D SC1275 1 2850

In the previous reference period,
did ... get income from ... (code
indicated in SC1272)

U Persons 15 years old or older

V 0 .Not in universe

1 .Should not have been listed

2 .Was not listed; should have been

D SC1276 2 2851

Income code. Code from Income

Source List. See appendix A-1

U Persons 15 years old or older

V 00 .Not in universe

D SC1278 1 2853

In this reference period, did ...
get income from ... (code indicated
in SC1276)

U Persons 15 years old or older

V 0 .Not in universe

1 .Yes

2 .No

D SC1279 1 2854

In the previous reference period,
did ... get income from ... (code

PERSON

DATA	SIZE	BEGIN
------	------	-------

indicated in SC1276)

U Persons 15 years old or older
 V 0 .Not in universe
 1 .Should not have been listed
 2 .Was not listed; should have been

D SC1283	2	2855
----------	---	------

Income code. Code from Income Source List. See appendix A-1

U Persons 15 years old or older
 V 00 .Not in universe

D SC1282	1	2857
----------	---	------

In this reference period, did ... get income from ... (code indicated in SC1280)

U Persons 15 years old or older
 V 0 .Not in universe
 1 .Yes
 2 .No

D SC1283	1	2858
----------	---	------

In the previous reference period, did ... get income from ... (code indicated in SC1280)

U Persons 15 years old or older
 V 0 .Not in universe
 1 .Should not have been listed
 2 .Was not listed; should have been

D SC1284	1	2859
----------	---	------

Did ... get any income from the Federal government?

U Persons 15 years old or older
 V 0 .Not in universe
 1 .Yes
 2 .No - skip to SC1296

*
 * The next 3 fields (SC1286 through *
 * SC1290) are possible answers to *
 * the questions: *
 * *
 * The income that ... received from *
 * the Federal government was called *
 * ...; anything else (SC1292) *
 *

D SC1286	1	2860
----------	---	------

Social Security

DATA SIZE BEGIN

- U Persons 15 years old or older
 V 0 .Not marked as a kind of income or
 not in universe based on response
 to SC1264
 1 .Marked as kind of income
- D SC1286 1 2861
 Federal Supplemental Security
 Income (SSI)
 U Persons 15 years old or older
 V 0 .Not marked as a kind of income or
 not in universe based on response
 to SC1284
 1 .Marked as kind of income
- D SC1290 1 2862
 A serviceman's or widow's pension
 from the Veteran's Administration
 (VA)
 U Persons 15 years old or older
 V 0 .Not marked as a kind of income or
 not in universe based on response
 to SC1284
 1 .Marked as kind of income
- D SC1292 1 2863
 Anything else
 U Persons 15 years old or older
 V 0 .Not marked as a kind of income or
 not in universe based on response
 to SC1284
 1 .Marked as kind of income
- D SC1294 2 2864
 The income that ... received from
 the Federal government was called
 Code from Income Source List.
 See appendix A-1
 U Persons 15 years old or older
 V 00 .Not in universe
- D SC1296 1 2866
 Did ... receive any (other) pension,
 disability, retirement, or survivor
 income
 U Persons 15 years old or older
 V 0 .Not in universe
 1 .Yes
 2 .No - skip to SC1324

PERSON

DATA	SIZE	BEGIN
------	------	-------

```

*
* The next 10 fields (SC1298 through
* SC1320) are possible answers to
* the questions:
*
* What was the source of this ...
* income; anything else (SC1322)
*

```

```

D SC1298      1      2867
  U.S. government railroad retirement
U Persons 15 years old or older
V 0 .Not marked as a source of income
  or not in universe based on
  response to SC1296
  1 .Marked as a source of income

```

```

D SC1302      1      2868
  Worker's compensation
U Persons 15 years old or older
V 0 .Not marked as a source of income
  or not in universe based on
  response to SC1296
  1 .Marked as a source of income

```

```

D SC1304      1      2869
  Payments from a sickness, accident
  or disability insurance policy
  purchased on your own
U Persons 15 years old or older
V 0 .Not marked as a source of income
  or not in universe based on
  response to SC1296
  1 .Marked as a source of income

```

```

D SC1306      1      2870
  Pension from company or union
U Persons 15 years old or older
V 0 .Not marked as a source of income
  or not in universe based on
  response to SC1296
  1 .Marked as a source of income

```

```

D SC1308      1      2871
  Federal civil service or other
  Federal civilian employee pension
U Persons 15 years old or older
V 0 .Not marked as a source of income

```

DATA	SIZE	BEGIN
or not in universe based on response to SC1296		
1		.Marked as a source of income
D SC1310	1	2872
U.S. military retirement pay (exclude payments from the Veteran's Administration)		
U Persons 15 years old or older		
V 0		.Not marked as a source of income or not in universe based on response to SC1296
1		.Marked as a source of income
D SC1314	1	2873
State government pension		
U Persons 15 years old or older		
V 0		.Not marked as a source of income or not in universe based on response to SC1296
1		.Marked as a source of income
D SC1316	1	2874
Local government pension		
U Persons 15 years old or older		
V 0		.Not marked as a source of income or not in universe based on response to SC1296
1		.Marked as a source of income
D SC1318	1	2875
Income from paid-up life insurance policies or annuities		
U Persons 15 years old or older		
V 0		.Not marked as a source of income or not in universe based on response to SC1296
1		.Marked as a source of income
D SC1320	1	2876
Other or don't know		
U Persons 15 years old or older		
V 0		.Not marked as a source of income or not in universe based on response to SC1296
1		.Marked as a source of income
D SC1322	2	2877
What was the source of this ...		

PERSON

DATA	SIZE	BEGIN
------	------	-------

income; anything else. Code from Income Source List. See appendix A-1.

U Persons 15 years old or older
 V 00 .Not in universe

D SC1324	1	2879
----------	---	------

Check item R8
 Is "Medicare" marked for ... on control card item 47

U Persons 15 years old or older
 V 0 .Not in universe
 1 .Yes - skip to SC1474
 2 .No

D SC1326	1	2880
----------	---	------

Check item R9
 Is "disabled" marked for ... on control card item 47

U Persons 15 years old or older
 V 0 .Not in universe
 - 1 .Yes - skip to SC1462
 2 .No

D SC1328	1	2881
----------	---	------

Check item R10
 Is ... 65 years of age or over

U Persons 15 years old or older
 V 0 .Not in universe
 1 .Yes - skip to SC1462
 2 .No - skip to SC1474

D SC1330	1	2882
----------	---	------

Check item R11
 Is ... a veteran of the U.S. Armed Forces

U Persons 15 years old or older
 V 0 .Not in universe
 1 .Yes
 2 .No - skip to SC1340

D SC1332	2	2883
----------	---	------

How long did ... serve on active duty in the Armed Forces

U Veterans of the U.S. Armed Forces
 V -1 .Ok
 00 .Not in universe

DATA SIZE BEGIN

01 .Less than 6 months
 02 .6 to 23 months
 03 .2 to 19 years
 04 .20 or more years

D SC1334 2 2885
 Does ... have a service connected
 disability

U Veterans of the U.S. Armed Forces

V -1 .Dk
 00 .Not in universe
 01 .Yes
 02 .No - skip to SC1336

D SC1336 1 2887
 What is ...'s VA percent disability
 rating

U Veterans of the U.S. Armed Forces

V 0 .Not in universe
 1 .1-10 percent
 2 .11-29 percent
 3 .30-49 percent
 4 .50 percent
 5 .51-69 percent
 6 .90-99 percent
 7 .100 percent

D SC1336 1 2888
 During this 4-month period did ...
 receive pension or compensation
 payments from the veterans
 administration

U Veterans of the U.S. Armed Forces

V 0 .Not in universe
 1 .Yes
 2 .No

D SC1340 1 2889
 Check item R12
 Is ... 18 years of age or over

U Persons 18 years old or older

V 0 .Not in universe
 1 .Yes
 2 .No - skip to SC1386

D SC1342 1 2890
 During this 4-month period did ...
 receive any Social Security payments
 U Persons 18 years old or older

238

PERSON

DATA SIZE BEGIN

V 0 .Not in universe

1 .Yes

2 .No - skip to SC1350

D SC1344 1 2891

Check item R13

Is ... 65 years of age or over

U Persons 18 years old or older

V 0 .Not in universe

1 .Yes - skip to SC1354

2 .No

D SC1346 2 2892

What is the reason ... is getting

Social Security - is it because ... is

U Persons 18-64 years old

V -1 .Ok - skip to SC1354

00 .Not in universe

01 .Retired

02 .Disabled

03 .Widow(ed) or surviving child

04 .Spouse or dependent child

05 .Some other reason - skip to SC1354

D SC1348 2 2594

Is there another reason ...

receives Social Security

U Persons 18-64 years old

V -1 .Ok - skip to SC1354

00 .Not in universe

01 .Retired - skip to SC1354

02 .Disabled - skip to SC1354

03 .Widow(ed) or surviving child -
skip to SC1354

04 .Spouse or dependent child -
skip to SC1354

05 .No other reason - skip to SC1354

D SC1350 1 2896

Check item R14

Is ... the designated parent or
guardian of children under 18 who
live in this household

U Persons 18-64 years old

V 0 .Not in universe

1 .Yes

2 .No - skip to SC1354

DATA	SIZE	BEGIN
D SC1352	1	2897
During the 4-month period did ... receive any Social Security payments, especially for ...'s children (under 18)		
U Persons 18-64 years old		
V D .Not in universe		
1 .Yes		
2 .No		
D SC1354	1	2899
During this 4-month period did ... receive any supplemental security income (SSI) payments from the U.S. government		
U Persons 18 years old or older		
V D .Not in universe		
1 .Yes		
2 .No - skip to SC1358		
D SC1358	1	2899
Check item R15 is ... 40 years of age or over		
J Persons 18 years old or older		
V D .Not in universe		
1 .Yes		
2 .No - skip to SC1364		
D SC1360	1	2900
Has ... ever retired from a job or business		
U Persons 40 years old or older		
V D .Not in universe		
1 .Yes		
2 .No - skip to SC1364		
D SC1362	1	2901
During the 4-month period did ... receive any retirement income other than Social Security		
U Persons 40 years old or older		
V D .Not in universe		
1 .Yes		
2 .No - skip to SC1382		
*		*
* The next 7 fields (SC1364 through		
* SC1378) are possible answers to the		
* questions:		
*		*
* What kind of retirement income:		
*		*

24E

PERSON

DATA SIZE BEGIN

- * anything else *
- * *
- D SC1364 1 2902
U.S. government railroad retirement
- U Persons 40 years old or older receiving retirement income
- V 0 .Not marked as a kind of retirement income or not in universe based on response to SC1362
- 1 .Marked as a kind of retirement income
- D SC1365 1 2903
Pension from company or union
- U Persons 40 years old or older receiving retirement income
- V 0 .Not marked as a kind of retirement income or not in universe based on response to SC1362
- 1 .Marked as a kind of retirement income
- D SC1366 1 2904
Federal civil service or other Federal civilian employee pension
- U Persons 40 years old or older receiving retirement income
- V 0 .Not marked as a kind of retirement income or not in universe based on response to SC1362
- 1 .Marked as a kind of retirement income
- D SC1370 1 2905
U.S. military retirement pay (exclude payments from the Veterans Administration)
- U Persons 40 years old or older receiving retirement income
- V 0 .Not marked as a kind of retirement income or not in universe based on response to SC1362
- 1 .Marked as a kind of retirement income
- D SC1374 1 2906
State government pension
- U Persons 40 years old or older receiving retirement income
- V 0 .Not marked as a kind of retirement income or not in universe based on

DATA SIZE BEGIN

response to SC1362

1 .Marked as a kind of retirement income

D SC1376 1 2907

Local government pension

U Persons 40 years old or older receiving retirement income

V 0 .Not marked as a kind of retirement income or not in universe based on response to SC1362

1 .Marked as a kind of retirement income

D SC1378 1 2908

Other or OK

L Persons 40 years old or older receiving retirement income

V 0 .Not marked as a kind of retirement income or not in universe based on response to SC1362

1 .Marked as a kind of retirement income

D SC1380 2 2909

What kind of retirement income:

. anything else

Codes from Income Source List (1-56)

See appendix A-1

U Persons 40 years old or older receiving retirement income

V 00 .Not in universe based on response to SC1362

D SC1382 1 2911

During this 4-month period did ... receive any regular income from a paid-up life insurance policy or any other annuities

U Persons 40 years old or older receiving retirement income

V 0 .Not in universe

1 .Yes

2 .No

D SC1384 1 2912

Check item R14

Is ... 70 years of age or over

U Persons 40 years old or older receiving retirement income

V 0 .Not in universe

1 .Yes - skip to SC1414

2 .No

PERSON

DATA SIZE BEGIN

D SC1386 1 2913
 Does ... have a physical, mental, or
 other health condition which limits
 the kind or amount of work ... can do

U Persons 15-69 years old

V 0 .Not in universe

1 .Yes

2 .No - skip to SC1414

D SC1388 1 2914
 During this 4-month period, did ...
 receive any income because of ...'s
 health condition or disability

U Persons 15-69 years old

V 0 .Not in universe

1 .Yes

2 .No - skip to SC1414

* * * * *
 * The next 9 fields (SC1390 through *
 * SC1402 and SC1406 through SC1410) *
 * are possible answers to the *
 * question: *
 * * * * *
 * What kind of income (received *
 * because of ...'s health condition *
 * or disability) *
 * * * * *

D SC1390 1 2915
 U.S. government railroad retirement

U Persons 15-69 years old with a health
 condition or disability

V 0 .Not marked as a kind of income or
 not in universe based on response
 to SC1386

1 .Marked as a kind of income

D SC1394 1 2916
 Worker's compensation

U Persons 15-69 years old with a health
 condition or disability

V 0 .Not marked as a kind of income or
 not in universe based on response
 to SC1386

1 .Marked as a kind of income

D SC1396 1 2917
 Payments from a sickness, accident

DATA	SIZE	BEGIN
or disability insurance policy purchased on your own		
U Persons 15-69 years old with a health condition or disability		
V D .Not marked as a kind of income or not in universe based on response to SC1365		
1 .Marked as a kind of income		
D SC1395	1	2916
Pension from company or union		
U Persons 15-69 years old with a health condition or disability		
V D .Not marked as a kind of income or Not in universe based on response to SC1365		
1 .Marked as a kind of income		
D SC1400	1	2919
Federal civil service or other Federal civilian employee pension		
U Persons 15-69 years old with a health condition or disability		
V D .Not marked as a kind of income or not in universe based on response to SC1365		
1 .Marked as a kind of income		
D SC1402	1	2920
U.S. military retirement pay (exclude payments from the Veterans Administration)		
U Persons 15-69 years old with a health condition or disability		
V D .Not marked as a kind of income or not in universe based on response to SC1365		
1 .Marked as a kind of income		
D SC1405	1	2921
State government pension		
U Persons 15-69 years old with a health condition or disability		
V D .Not marked as a kind of income or not in universe based on response to SC1365		
1 .Marked as a kind of income		
D SC1408	1	2922
Local government pension		

PERSON

DATA	SIZE	BEGIN
------	------	-------

U Persons 15-69 years old with a health condition or disability

V D .Not marked as a kind of income or not in universe based on response to SC1388

1 .Marked as a kind of income

D SC1410	1	2923
----------	---	------

Other or DK

U Persons 15-69 years old with a health condition or disability

V D .Not marked as a kind of income or not in universe based on response to SC1388

1 .Marked as a kind of income

D SC1412	2	2924
----------	---	------

what kind of income

Code from Income Source List (1-56)

See appendix A-1

U Persons 15-69 years old with a health condition or disability

V DC .Not in universe based on response to SC1386

D SC1414	1	2926
----------	---	------

Check item R17

What is ...'s marital status

U Persons 15 years old or older

V D .Not in universe

1 .Married - skip to SC1416

2 .Widowed - skip to SC1426

3 .Divorced

4 .Separated

5 .Never married - skip to SC1420

D SC1416	1	2927
----------	---	------

Did ... receive any alimony during the 4-month period

U Persons 15 years old or older

V D .Not in universe

1 .Yes - skip to SC1420

2 .No - skip to SC1420

D SC1418	1	2928
----------	---	------

Has ... ever been widowed or divorced

U Persons 15 years old or older

V D .Not in universe

DATA	SIZE	BEGIN
1 .Widowed - skip to SC1426		
2 .Divorced		
3 .Both widowed and divorced		
4 .No - skip to SC1456		
D SC1420	1	2929
Check item R18		
Is ... the designated parent or guardian of children under 18 who live in this household		
U Persons 15 years old or older		
V 0 .Not in universe		
1 .Yes		
2 .No - skip to SC1424		
D SC1422	1	2930
Did ... receive any child support payments during this 4-month period		
U Persons 15 years old or older		
V 0 .Not in universe		
1 .Yes		
2 .No		
D SC1424	1	2931
Check item R19		
Is "both widowed and divorced" box marked in SC1416		
U Persons 15 years old or older		
V 0 .Not in universe		
1 .Yes		
2 .No - skip to SC1458		
D SC1426	1	2932
During this 4-month period, did ... receive any pensions or annuities as a widow(er)		
U Persons 15 years old or older		
V 0 .Not in universe		
1 .Yes		
2 .No - skip to SC1458		
* * * * *		
* The next 10 fields (SC1428 through		
* SC1450) are possible answers to the		
* questions:		
* * * * *		
* What kind of income was this		
* pensions or annuities received as		
* a widow(er));		
* anything else		
* * * * *		

PERSON

DATA	SIZE	BEGIN
D SC1428	1	2933
U.S. government railroad retirement		
U Widowed persons 15 years old or older		
V D .Not marked as a kind of income or not in universe based on response to SC1426		
1 .Marked as a kind of income		
D SC1430	1	2934
Veterans compensation or pension		
U Widowed persons 15 years old or older		
V D .Not marked as a kind of income or not in universe based on response to SC1426		
1 .Marked as a kind of income		
D SC1434	1	2935
Pension from company or union		
U Widowed persons 15 years old or older		
V D .Not marked as a kind of income or not in universe based on response to SC1426		
1 .Marked as a kind of income		
D SC1436	1	2936
Federal civil service or other Federal civil an employee pension		
U Widowed persons 15 years old or older		
V D .Not marked as a kind of income or not in universe based on response to SC1426		
1 .Marked as a kind of income		
D SC1438	1	2937
U.S. military retirement pay (Excludes payments from the Veterans Administration)		
U Widowed persons 15 years old or older		
V D .Not marked as a kind of income or not in universe based on response to SC1426		
1 .Marked as a kind of income		
D SC1442	1	2938
State government pension		
U Widowed persons 15 years old or older		
V D .Not marked as a kind of income or not in universe based on response		

DATA SIZE BEGIN

to SC1426

1 .Marked as a kind of income

D SC1444 1 2939

Local government pension

U Widowed persons 15 years old or older

√ D .Not marked as a kind of income or
not in universe based on response
to SC1426

1 .Marked as a kind of income

D SC1446 1 2940

Income from paid up life insurance
policies or annuities

U Widowed persons 15 years old or older

√ D .Not marked as a kind of income or
not in universe based on response
to SC1426

1 .Marked as a kind of income

D SC1448 1 2941

Payments from estate or trust

U Widowed persons 15 years old or older

√ D .Not marked as a kind of income or
not in universe based on response
to SC1426

1 .Marked as a kind of income

D SC1450 1 2942

Other or DK (income received as widow)

U Widowed persons 15 years old or older

√ D .Not marked as a kind of income or
not in universe based on response
to SC1426

1 .Marked as a kind of income

D SC1452 2 2943

Income source code for other pension
or annuity received as a widow(er)
Codes from Income Source List (1-56)
See appendix A-1

U Widowed persons 15 years old or older

√ 00 .Not in universe based on response to
SC1426

D SC1454 1 2945

Check item R20

Is "veterans compensation or
pension" marked in SC1430

248

PERSON

DATA SIZE BEGIN

U Widowed persons 15 years old or older

V 0 .Not in universe

1 .Yes

2 .No - skip to SC1458

D SC1456 1 2946

Did ...'s late husband die while in
the service or from a service-
related injury

U Widowed persons 15 years old or older

V 0 .Not in universe

1 .Yes; in the service

2 .Yes; from service-related injury

3 .No

D SC1458 1 2947

Check item R21

is ... 65 years of age or over

U Persons 15 years old or older

V 0 .Not in universe

1 .Yes - skip to SC1462

2 .No

D SC1460 1 2946

Check item R22

is ... disabled

U Persons 15-64 years old

V 0 .Not in universe

1 .Yes

2 .No - skip to SC1474

D SC1462 1 2949

Is ... covered by Medicare

U Persons 65 years old or older and

disabled persons 15-64 years old

V 0 .Not in universe

1 .Yes

2 .No - skip to SC1474

* *
* The next field (SC1466) contains *
* possible answers to the first part *
* of the question: *
* *
* May I see ...'s Medicare card to *
* record the claim number and type of *
* coverage *
* *

PERSON

DATA	SIZE	BEGIN
D SC1466	2	2950
Last two digits of claim number from Medicare card.		
This field is blank for those persons not covered by Medicare.		
U	Persons 65 years old or older and disabled persons 15-64 years old	
*		*
*	The next field (SC1468) is the	
*	answer to the second part of the	
*	question:	
*		*
*	May I see ...'s Medicare card to	
*	record the claim number and type of	
*	coverage	
*		*
D SC1468	1	2952
U	Persons 65 years old or older and disabled persons 15-64 years old	
V	D .Not in universe	
	1 .Hospital only (type A) - skip to SC1474	
	2 .Medical only (type B) - skip to SC1474	
	3 .Both hospital and medical (type A and B) - skip to SC1474	
	4 .Card not available	
D SC1470	1	2953
If I were to call later would you be able to provide ...'s medicare number		
U	Persons 65 years old or older and disabled persons 15-64 years old	
V	D .Not in universe	
	1 .Yes	
	2 .No	
D SC1472	1	2954
Does ...'s medicare help pay for doctor bills		
U	Persons 65 years old or older and disabled persons 15-64 years old	
V	D .Not in universe	
	1 .Yes	
	2 .No	
D SC1474	1	2955
Check item R23		
Is ... the designated parent or		



250

PERSON

DATA SIZE BEGIN

guardian of children under 18 who
live in this household

U Persons 15 years old or older

V 0 .Not in universe

1 .Yes - skip to SC1478

2 .No

D SC1476 1 2956

Check item R24

Is ... 18 years of age or over

U Persons 15 years old or older

V 0 .Not in universe

1 .Yes

2 .No - skip to SC1536

D SC1478 1 2957

Check item R25

Is ISS code 27 (food stamps)

listed in the income roster

(SC 1252 through SC1283)

U Persons 15 years old or older

V 0 .Not in universe

1 .Yes - skip to 1482

2 .No

D SC1480 1 2958

Was ... authorized to receive food
stamps at any time during the 4 -
month period

U Persons 15 years old or older

V 0 .Not in universe

1 .Yes

2 .No

D SC1482 1 2959

Check item R26

Interview status of ...'s spouse .

U Persons 15 years old or older

V 0 .Not in universe

1 .No spouse in household

2 .Interview for spouse not yet
conducted

3 .Interview for spouse already
conducted - skip to SC1500

D SC1484 1 2960

During the 4-month period, did ...
receive any welfare such as AFDC,

DATA SIZE BEGIN

WIC; or general assistance (for ...
or ...'s children)
U Persons 15 years old or older
V 0 .Not in universe
1 .Yes
2 .No - skip to SC1503

* *
* The next 5 fields (SC1486 through *
* SC1496) are possible answers to the *
* questions: *
* *
* What kind of welfare did ... *
* receive anything else *
* *

D SC1486 1 2961
AFDC

U Persons 15 years old or older and their
dependents meeting eligibility
requirements
V 0 .Not marked as a kind of welfare or
not in universe based on response
to SC1484
1 .Marked as a kind of welfare

D SC1488 1 2962
Genera. assistance or general relief
U Persons 15 years old or older and their
dependents meeting eligibility
requirements
V 0 .Not marked as a kind of welfare or
not in universe based on response
to SC1484
1 .Marked as a kind of welfare

D SC1492 1 2963
Foster child care
U Persons 15 years old or older and their
dependents meeting eligibility
requirements
V 0 .Not marked as a kind of welfare or
not in universe based on response
to SC1484
1 .Marked as a kind of welfare

D SC1496 1 2964
WIC
U Persons 15 years old or older and their
dependents meeting eligibility

252

PERSON

DATA	SIZE	BEGIN
requirements		
V D .Not marked as a kind of welfare or Not in universe based on response to SC1484		
1 .Marked as a kind of welfare		
D SC1496	1	2965
Other or DK		
U Persons 15 years old or older and their dependents meeting eligibility requirements		
V D .Not marked as a kind of welfare or not in universe based on response to SC1484		
1 .Marked as a kind of welfare		
D SC1498	2	2966
What kind of welfare did ... receive anything else. See Appendix A-1 Income Source List (1-56)		
U Persons 15 years old or older and their dependents meeting eligibility requirements		
V DD .Not in universe		
D SC1500	1	2968
Check item R27 Is "Medicaid" marked for ... on control card item 47		
U Persons 15 years old or older		
V D .Not in universe		
1 .Yes - skip to SC1504		
2 .No		
D SC1502	1	2969
During the 4-month period was ... covered by Medicaid or other public assistance program that pays for medical care		
U Persons 15 years old or older and their dependents meeting eligibility requirements		
V D .Not in universe		
1 .Yes - skip to SC1506		
2 .No - skip to SC1506		
D SC1504	1	2970
Was ... covered by Medicaid during		

PERSON

DATA	SIZE	BEGIN
------	------	-------

*
 * Note: No person numbers are listed *
 * here if "all" children are indicated *
 * in SC1510 *
 *

D SC1512	3	2975
Person no. = 101-199		
U Persons 15 years old or older with		
1 or more but not all of their children		
covered by Medicaid		
V 000 .Not in universe		

D SC1514	3	2978
Person no. = 101-199		
U Persons 15 years old or older with		
1 or more but not all of their		
children covered by Medicaid		
V 000 .Not in universe		

D SC1516	3	2981
Person no. = 101-199		
U Persons 15 years old or older with		
1 or more but not all of their		
children covered by Medicaid		
V 000 .Not in universe		

D SC1518	3	2984
Person no. = 101-199		
U Persons 15 years old or older with		
1 or more but not all of their		
children covered by Medicaid		
V 000 .Not in universe		

D SC1520	3	2987
Person no. = 101-199		
U Persons 15 years old or older with		
1 or more but not all of their		
children covered by Medicaid		
V 000 .Not in universe		

D SC1524	1	2990
Check item R29		
Was ... or ...'s children covered		
by Medicaid		
U Persons 15 years old or older		
V 0 .Not in universe		
1 .Yes		
2 .No - skip to SC1536		

DATA	SIZE	BEGIN
D SC1526	1	2991
Was .../(and)... 's children covered during the entire 4-month period		
U Persons 15 years old or older and their dependents meeting eligibility requirements		
V D .Not in universe		
1 .Yes - shic to SC1536		
2 .No		
*		*
* The next 4 fields (SC1528 through		
* SC1534) are possible answers to the		
* question:		
*		*
* In which months was .../(and)... 's		
* children) covered		
*		*
D SC1528	1	2992
Last month		
U Persons 15 years old or older and their dependents meeting eligibility requirements		
V D .Not marked as a month covered or not in universe based on response to SC1526		
1 .Marked as a month covered		
D SC1530	1	2993
2 months ago		
U Persons 15 years old or older and their dependents meeting elig-ibility requirements		
V D .Not marked as a month covered or not in universe based on response to SC1526		
1 .Marked as a month covered		
D SC1532	1	2994
3 months ago		
U Persons 15 years old or older and their dependents meeting elig-ibility requirements		
V D .Not marked as a month covered or not in universe based on response to SC1526		
1 .Marked as a month covered		

PERSON

DATA	SIZE	BEGIN
D SC1534	1	2995
4 months ago		
U Persons 15 years old or older and their dependents meeting eligibility requirements		
V 0 .Not marked as a month covered or not in universe based on response to SC1526		
1 .Marked as a month covered		
D SC1536	1	2996
During the 4-month period, did ... have group or individual health insurance in ...'s own name		
U Persons 15 years old or older		
V 0 .Not in universe		
1 .Yes - skip to SC1538		
2 .No		
D SC1537	1	2997
Was ... covered by a health insurance plan in somebody else's name		
U Persons 15 years old or older		
V 0 .Not in universe		
1 .Yes - skip to SC1566		
2 .No - skip to SC1566		
D SC1538	1	2998
Did ... have this health insurance plan during the entire 4-month period		
U Persons 15 years old or older		
V 0 .Not in universe		
1 .Yes - skip to SC1548		
2 .No		
* * The next 4 fields (SC1540 through SC1546) are possible answers to the questions * * In which months (1-4) did ... have the plan * *		
D SC1540	1	2999
Last month		
U Persons 15 years old or older		
V 0 .Not marked as a month with the plan or not in universe based		

CATA	SIZE	BEGIN
		on response to SC1538
		1 .Marked as a month with the plan
D SC1542	1	3000
		2 months ago
		U Persons 15 years old or older
		V 0 .Not marked as a month with the plan or not in universe based on response to SC1538
		1 .Marked as a month with the plan
D SC1544	1	3001
		3 months ago
		U Persons 15 years old or older
		V 0 .Not marked as a month with the plan or not in universe based on response to SC1538
		1 .Marked as a month with the plan
D SC1546	1	3002
		4 months ago
		U Persons 15 years old or older
		V 0 .Not marked as a month with the plan or not in universe based on response to SC1538
		1 .Marked as a month with the plan
D SC1548	1	3003
		Did ... have a health plan provided through an employer or union/ (or through a former employer or a pension plan)
		U Persons 15 years old or older
		V 0 .Not in universe
		1 .Yes
		2 .No - skip to SC1552
D SC1550	1	3004
		Did the employer or union (former employer or pension plan) pay for part or all of the cost of this plan
		U Persons 15 years old or older
		V 0 .Not in universe
		1 .All
		2 .Part
		3 .None
D SC1552	1	3005
		Was this an individual plan or a

PERSON

DATA SIZE BEGIN

family plan.
 U Persons 15 years old or older
 V 0 .Not in universe
 1 .Individual - skip to SC1568
 2 .Family

D SC1564 1 3006
 Did ...'s health plan cover all the
 persons living here

U Persons 15 years old or older
 V 0 .Not in universe

1 .Yes - skip to SC1568
 2 .No

* The next 5 fields (SC1566 through
 * SC1564 are possible answers to the
 * question:

* Other than ... which persons in
 * this household were covered by ...'s
 * plan

* Note: If no one else is covered,
 * SC1566 through SC1564 are "0" and
 * SC1566 = "1"

D SC1566 3 3007
 Person no. = 101-999
 U All persons, including children
 V 000 .Not in universe

D SC1568 3 3010
 Person no. = 101-999
 U All persons, including children
 V 000 .Not in universe

D SC1560 3 3013
 Person no. = 101-999
 U All persons, including children
 V 000 .Not in universe

D SC1562 3 3016
 Person no. = 101-999
 U All persons, including children
 V 000 .Not in universe

D SC1564 3 3019
 Person no. = 101-999
 U All persons, including children
 V 000 .Not in universe

DATA	SIZE	BEGIN
D SC1566	1	3022
Other than ... which persons in this household were covered by ...'s plan; if this person was covered by a health plan but no one else in the household was covered by that plan; this field is a "1".		
U Persons 15 years old or older		
V 0 .Not in universe; some others covered		
1 .No one else covered		
D SC1568	1	3023
Check item R30		
Is ... the designated parent or guardian of children under 18 who live in this household		
U Persons 15 years old or older		
V 0 .Not in universe		
1 .Yes		
2 .No - skip to SC1568		
D SC1570	2	3024
Check item R31		
Have each of these children already been identified as members of a family health insurance plan		
U Persons 15 years old or older		
V -1 .DK - skip to SC1574 through SC1586		
00 .Not in universe		
01 .Yes		
02 .No - skip to SC1574 through SC1586		
D SC1572	1	3026
I have recorded that all of ...'s children were covered by a health insurance plan - is that correct		
U Persons 15 years old or older		
V 0 .Not in universe		
1 .Yes - skip to SC1588		
2 .No		
D SC1574	2	3027
How many of ...'s children were covered by a health insurance plan		
U Persons 15 years old or older		
V -5 .All children - skip to SC1586		
00 .Not applicable		
01 .1 child		
02 .2 children		
03 .3 children		

PERSON

DATA SIZE BEGIN

04 .4 children
05 .5 or more children but not all

*
 * The next 5 fields (SC 1576 through
 * SC1584 are possible answers to the
 * question:
 *
 * Are any of (which of) ...'s
 * children were covered by a health
 * insurance plan
 *
 * If no children are covered, SC1576
 * through SC1584 are "000" and SC158
 * = "1"
 *

D SC1576 3 3029
 Person no. = 101-999
 U Children under 18 years old
 V 000 .Not in universe

D SC1578 3 3032
 Person no. = 101-999
 U Children under 18 years old
 V 000 .Not in universe

D SC1580 3 3035
 Person no. = 101-999
 U Children under 18 years old
 V 000 .Not in universe

D SC1582 3 3038
 Person no. = 101-999
 U Children under 18 years old
 V 000 .Not in universe

D SC1584 3 3041
 Person no. = 101-999
 U Children under 18 years old
 V 000 .Not in universe

D SC1586 1 3044
 If this person was covered by a
 health plan but none of his/her
 children were covered by that
 plan this field is "1".
 U Persons 18 years old or older
 V 0 .Not in universe; some children covered
 1 .No children covered

DATA	SIZE	BEGIN
D SC1588	1	3045
Check item R32		
Are any assets listed in the asset roster		
U Persons 15 years old or older		
V 0 .Not in universe		
1 .Yes		
2 .No - skip to SC1622		
D SC1589	1	3046
The last time we obtained information ... had received ... assets during (8 months ago) through (5 months ago).		
Was this information recorded correctly		
U Persons 15 years old or older		
V 0 .Not in universe		
1 .Yes		
2 .No		
D SC1590	3	3047
Asset code		
Code from Income Source List.		
See appendix A-1		
U Persons 15 years old or older		
V 000 .Not in universe		
D SC1592	1	3050
In this reference period, did ... still own (have) ... asset indicated in SC1590		
U Persons 15 years old or older		
V 0 .Not in universe		
1 .Yes		
2 .No		
D SC1593	1	3051
In the previous reference period, did ... still own (have) ... asset indicated in SC1590		
U Persons 15 years old or older		
V 0 .Not in universe		
1 .Should not have been listed		
2 .Was not listed; should have been		
D SC1594	3	3052
Asset code.		
Code from Income Source List		
See appendix A-1		
U Persons 15 years old or older		
V 000 .Not in universe		

PERSON

DATA	SIZE	BEGIN
D SC1596	1	3055
In this reference period, did ...		
still own (have) ... asset indicated		
in SC1594		
U Persons 15 years old or older		
V 0 .Not in universe		
1 .Yes		
2 .No		
D SC1597	1	3056
In the previous reference period,		
did ... still own (have) ... asset		
indicated in SC1594		
U Persons 15 years old or older		
V 0 .Not in universe		
1 .Should not have been listed		
2 .Was not listed; should have been		
D SC1598	3	3057
Asset code		
Code from Income Source List		
See appendix A-1		
U Persons 15 years old or older		
V 000 .Not in universe		
D SC1600	1	3060
In this reference period, did ...		
still own (have) ... asset indicated		
in SC1598		
U Persons 15 years old or older		
V 0 .Not in universe		
1 .Yes		
2 .No		
D SC1601	1	3061
In the previous reference period,		
did ... still own (have) ... asset		
indicated in SC1598		
U Persons 15 years old or older		
V 0 .Not in universe		
1 .Should not have been listed		
2 .Was not listed; should have been		
D SC1602	3	3062
Asset code		
Code from Income Source List.		
See appendix A-1		
U Persons 15 years old or older		
V 000 .Not in universe		

DATA	SIZE	BEGIN
D SC1604	1	3065
In this reference period, did ... still own (have) ... asset indicated in SC1602		
U Persons 15 years old or older		
V 0 .Not in universe		
1 .Yes		
2 .No		
D SC1605	1	3066
In the previous reference period, did ... still own (have) ... asset indicated in SC1602		
U Persons 15 years old or older		
V 0 .Not in universe		
1 .Should not have been listed		
2 .Was not listed; should have been		
D SC1606	3	3067
Asset code Code from Income Source List. See appendix A-1		
*U Persons 15 years old or older		
V 000 .Not in universe		
D SC1608	1	3070
In this reference period, did ... still own (have) ... asset indicated in SC1606		
U Persons 15 years old or older		
V 0 .Not in universe		
1 .Yes		
2 .No		
D SC1609	1	3071
In the previous reference period, did ... still own (have) ... asset indicated in SC1606		
U Persons 15 years old or older		
V 0 .Not in universe		
1 .Should not have been listed		
2 .Was not listed; should have been		
D SC1612	3	3072
Asset code Code from Income Source List. See appendix A-1.		
U Persons 15 years old or older		
V 000 .Not in universe		

PERSON:

DATA	SIZE	BEGIN
D SC1612	1	3075
In this reference period, did ... still own (have) ... asset indicated in SC1610		
U Persons 15 years old or older		
V 0 .Not in universe		
1 .Yes		
2 .No		
D SC1613	1	3076
In the previous reference period, did ... still own (have) ... asset indicated in SC1610		
U Persons 15 years old or older		
V 0 .Not in universe		
1 .Should not have been listed		
2 .Was not listed; should have been		
D SC1614	3	3077
Asset code		
Code from Income Source List.		
See appendix A-1		
U Persons 15 years old or older		
V 000 .Not in universe		
D SC1616	1	3080
In this reference period, did ... still own (have) ... asset indicated in SC1614		
U Persons 15 years old or older		
V 0 .Not in universe		
1 .Yes		
2 .No		
D SC1617	1	3081
In the previous reference period, did ... still own (have) ... asset indicated in SC1614		
U Persons 15 years old or older		
V 0 .Not in universe		
1 .Should not have been listed		
2 .Was not listed; should have been		
D SC1618	3	3082
Asset code		
Code from Income Source List.		
See appendix A-1		
U Persons 15 years old or older		
V 000 .Not in universe		

DATA	SIZE	BEGIN
D SC1620	1	3085
In this reference period, did ... still own (have) ... asset indicated in SC1618		
U Persons 15 years old or older		
V 0 .Not in universe		
1 .Yes		
2 .No		
D SC1621	1	3086
In the previous reference period, did ... still own (have) ... asset indicated in SC1618		
U Persons 15 years old or older		
V 0 .Not in universe		
1 .Should not have been listed		
2 .Was not listed; should have been		
D SC1622	2	3087
During the 4-month period did ... have any (other) kinds of assets which earn interest or bring in money; such as the ones shown on this flashcard		
U Persons 15 years old or older		
V -1 .OK - skip to SC1656		
-2 .REF. - skip to SC1656		
00 .Not in universe		
01 .Yes		
02 .No - skip to SC1656		
*		*
* The next 14 fields (SC1626 through		*
* SC1654) are possible answers to		*
* the questions:		*
*		*
* Which kinds of these assets did ...		*
* own; any others		*
*		*
D SC1626	1	3089
Regular or passbook savings accounts		
U Persons 15 years old or older		
V 0 .Not marked as a kind of asset or not in universe based on response to SC1622		
1 .Marked as a kind of asset		
D SC1626	1	3090
Money market accounts		

PERSON

DATA	SIZE	BEGIN
U Persons 15 years old or older		
V D .Not marked as a kind of asset or not in universe based on response to SC1622		
1 .Marked as a kind of asset		
D SC1630	1	3091
Certificates of deposit or other savings certificates		
U Persons 15 years old or older		
V D .Not marked as a kind of asset or not in universe based on response to SC1622		
1 .Marked as a kind of asset		
D SC1632	1	3092
NOW, Super NOW, or other interest-earning checking accounts		
U Persons 15 years old or older		
V D .Not marked as a kind of asset or not in universe based on response to SC1622		
1 .Marked as a kind of asset.		
D SC1636	1	3093
Money market funds		
U Persons 15 years old or older		
V D .Not marked as a kind of asset or not in universe based on response to SC1622		
1 .Marked as a kind of asset		
D SC1638	1	3094
U.S. government securities		
U Persons 15 years old or older		
V D .Not marked as a kind of asset or not in universe based on response to SC1622		
1 .Marked as a kind of asset		
D SC1640	1	3095
Municipal or corporate bonds		
U Persons 15 years old or older		
V D .Not marked as a kind of asset or not in universe based on response to SC1622		
1 .Marked as a kind of asset		

DATA	SIZE	BEGIN
D SC1642	1	3096
Mortgages		
U Persons 15 years old or older		
V 0 .Not marked as a kind of asset or not in universe based on response to SC1622		
1 .Marked as a kind of asset		
D SC1644	1	3097
U.S. savings bonds (E,EE)		
U Persons 15 years old or older		
V 0 .Not marked as a kind of asset or not in universe based on response to SC1622		
1 .Marked as a kind of asset		
D SC1646	1	3098
Other interest earnings		
U Persons 15 years old or older		
V 0 .Not marked as a kind of asset or not in universe based on response to SC1622		
1 .Marked as a kind of asset		
D SC1648	1	3099
Stocks or mutual fund shares		
U Persons 15 years old or older		
V 0 .Not marked as a kind of asset or not in universe based on response to SC1622		
1 .Marked as a kind of asset		
D SC1650	1	3100
Rental property		
U Persons 15 years old or older		
V 0 .Not marked as a kind of asset or not in universe based on response to SC1622		
1 .Marked as a kind of asset		
D SC1652	1	3101
Royalties		
U Persons 15 years old or older		
V 0 .Not marked as a kind of asset or not in universe based on response to SC1622		
1 .Marked as a kind of asset		
D SC1654	1	3102
Other financial investments		

PERSON

DATA	SIZE	BEGIN
------	------	-------

U Persons 15 years old or older
 V 0 .Not marked as a kind of asset or
 not in universe based on response
 to SC1622
 1 .Marked as a kind of asset

D SC1656	1	3103
----------	---	------

Check item R33
 Is ... 17 to 49 years of age
 U Persons 15 years old or older
 V 0 .Not in universe
 1 .Yes
 2 .No - skip to SC1694

D SC1658	1	3104
----------	---	------

During the past 4 months did ...
 attend school beyond the high
 school level including a college,
 university, or other school?
 U Persons 17-49 years old
 V 0 .Not in universe
 1 .Yes
 2 .No - skip to SC1694

D SC1660	1	3105
----------	---	------

Were any of ...'s educational
 expenses during the past 4 months
 paid for by the GI bill, a pell
 (BEOG) grant, a guaranteed or
 national direct student loan, or
 any other type of scholarship or
 grant?
 U Persons 17-49 years old
 V 0 .Not in universe
 1 .Yes
 2 .No - skip to SC1692

*
 * The next 9 fields (SC1662 through
 * SC1678) are possible answers to the
 * question:
 *

* What kind of educational assistance
 * did ... receive
 *

D SC1662	1	3106
----------	---	------

GI/VEAP benefits
 U Persons 17-49 years old receiving

DATA	SIZE	BEGIN
educational assistance		
V 0		.Not marked as a kind of educational assistance or not in universe based on response to SC1660
1		.Marked as a kind of educational assistance
D SC1664	1	3107
		Pell grant(BEOG)
U		Persons 17-49 years old receiving educational assistance
V 0		.Not marked as a kind of educational assistance or not in universe based on response to SC1660
1		.Marked as a kind of educational assistance
D SC1666	1	3108
		Supplemental educational opportunity grant(SEOG)
U		Persons 17-49 years old receiving educational assistance
V 0		.Not marked as a kind of educational assistance or not in universe based on response to SC1660
1		.Marked as a kind of educational assistance
D SC1668	1	3109
		Other VA educational assistance programs
U		Persons 17-49 years old receiving educational assistance
V 0		.Not marked as a kind of educational assistance or not in universe based on response to SC1660
1		.Marked as a kind of educational assistance
D SC1670	1	3110
		Other scholarship; fellowship; or grant
U		Persons 17-49 years old receiving educational assistance
V 0		.Not marked as a kind of educational assistance or not in universe based on response to SC1660
1		.Marked as a kind of educational assistance

270

PERSON

DATA	SIZE	BEGIN
D SC1672	1	3111
Employer assistance		
U Persons 17-49 years old receiving educational assistance		
V 0 .Not marked as a kind of educational assistance or not in universe based on response to SC1660		
1 .Marked as a kind of educational assistance		
D SC1674	1	3112
JTPA/CETA training allowance		
J Persons 17-49 years old receiving educational assistance		
V 0 .Not marked as a kind of educational assistance or not in universe based on response to SC1660		
1 .Marked as a kind of educational assistance		
D SC1676	1	3113
Guaranteed student loan (GSL)		
U Persons 17-49 years old receiving educational assistance		
V 0 .Not marked as a kind of educational assistance or not in universe based on response to SC1660		
1 .Marked as a kind of educational assistance		
D SC1678	1	3114
National direct student loan (NSL)		
U Persons 17-49 years old receiving educational assistance		
V 0 .Not marked as a kind of educational assistance or not in universe based on response to SC1660		
1 .Marked as a kind of educational assistance		
D SC1680	1	3115
What kind of term system does ...'s school use - semester, trimester, quarter, or something else		
U Persons 17-49 years old		
V 0 .Not in universe		
1 .Semester		
2 .Trimester		

DATA	SIZE	BEGIN
3 .Quarter		
4 .Other		
D SC1682	4	3116
How much was ...'s total tuition and fees for the (semester/trimester/quarter/school term)		
Total: tuition and fees = 1,3999		
U Persons 17-49 years old		
V 0000 .Not in universe		
4000 .4000 or more assistance		
D PP-FILL1	2	3120
Zero filler		
D SC1664	1	3122
Check item R34		
Is "Pell Grant (BEOG)" marked in SC1664		
U Persons 17-49 years old receiving educational assistance		
V 0 .Not in universe		
1 .Yes		
2 .No - skip to SC1688		
D SC1685	1	3123
Check item R35		
Is SC1666, SC1668, SC1670, or SC1672 marked above		
U Persons 17-49 years old receiving educational assistance		
V 0 .Not in universe		
1 .Yes		
2 .No - skip to SC1692		
D SC1690	4	3124
What was the total amount of ...'s educational assistance for the (semester/trimester/quarter/school term)		
Total amount = 1,3999		
U Persons 17-49 years old receiving educational assistance		
V 0000 .Not in universe		
4000 .4000 or more assistance		
D PP-FILL2	2	3128
Zero filler		

PERSON

DATA	SIZE	BEGIN
D SC1692	1	3130
Did ... participate in the federally funded work-study program at school at any time during the past 4 months		
U Persons 17-49 years old receiving educational assistance		
V 0 .Not in universe		
1 .Yes		
2 .No		
D SC1694	1	3131
Check item R36		
What is ...'s marital status		
U Persons 15 years old or older		
V 0 .Not in universe		
1 .Married, spouse absent		
2 .Other - skip to SC1696		
D SC1696	1	3132
Is ...'s spouse in the Armed Forces		
U Persons 15 years old or older, married, spouse absent		
V 0 .Not in universe		
1 .Yes		
2 .No		
D SC1698	1	3133
Check item R37		
Are any income types, assets, or "worked" or "other educational assistance" marked on the ISE		
U Persons 15 years old or older		
V 0 .Not in universe		
1 .Yes		
2 .No - skip to SC1704		
D SC1700	1	3134
During the 4-month period ... received income from ... is that correct		
U Persons 15 years old or older		
V 0 .Not in universe		
1 .Yes		
2 .No		
D SC1702	1	3135
Did ... receive income from any		

PERSON

DATA	SIZE	BEGIN
D SC1714	1	3147
During the 4-month period was ...		
working for an employer or was ...		
self-employed		
U Persons 15 years old or older		
V 0	.Not in universe	
1	.Worked for employer only	
2	.Self-employed only	
3	.Both worked for employer and self-employed	
D SC1716	1	3148
How many different employers did ...		
work for during this 4-month period		
U Persons 15 years old or older		
V 0	.Not in universe	
1	.1 employer	
2	.2 employers	
3	.3 or more employers	
*		
*	Labor force and recidancy *	
*	imputation flags *	
*		
D PP-IMP01	1	3149
Person imputation flag 01		
Imputation flag for field 'SC1002'		
V 0	.Not imputed	
1	.Imputed	
D PP-IMP02	1	3150
Person imputation flag 02		
Imputation flag for fields 'SC1004'		
through 'SC1040'		
V 0	.Not imputed	
1	.Imputed	
D PP-IMP03	1	3151
Person imputation flag 03		
Imputation flag for field 'SC1042'		
V 0	.Not imputed	
1	.Imputed	
D PP-IMP04	1	3152
Person imputation flag 04		
Imputation flag for field 'SC1044'		
V 0	.Not imputed	
1	.Imputed	

DATA	SIZE	BEGIN
D PP-IMP05	1	3153
Person imputation flag 05		
Imputation flag for field 'SC1045'		
V 0		.Not imputed
1		.Imputed
D PP-IMP06	1	3154
Person imputation flag 06		
Imputation flag for field 'SC1050'		
V 0		.Not imputed
1		.Imputed
D PP-IMP07	1	3155
Person imputation flag 07		
Imputation flag for field 'SC1052'		
V 0		.Not imputed
1		.Imputed
D PP-IMP08	1	3156
Person imputation flag 08		
Imputation flag for field 'SC1054'		
V 0		.Not imputed
1		.Imputed
D PP-IMP09	1	3157
Person imputation flag 09		
Imputation flag for field 'SC1056'		
V 0		.Not imputed
1		.Imputed
D PP-IMP10	1	3158
Person imputation flag 10		
Imputation flag for field 'SC1058'		
V 0		.Not imputed
1		.Imputed
D PP-IMP11	1	3159
Person imputation flag 11		
Imputation flag for fields 'SC1060'		
through 'SC1076'		
V 0		.Not imputed
1		.Imputed
D PP-IMP12	1	3160
Person imputation flag 12		
Imputation flag for field 'SC1098'		
V 0		.Not imputed
1		.Imputed

PERSON

DATA	SIZE	BEGIN
D PP-IMP13	1	3161
Person imputation flag 13		
Imputation flag for fields 'SC1100'		
through 'SC1134'		
V D .Not imputed		
1 .Imputed		
D PP-IMP14	1	3162
Person imputation flag 14		
Imputation flag for field 'SC1136'		
V D .Not imputed		
1 .Imputed		
D PP-IMP15	1	3163
Person imputation flag 15		
Imputation flag for fields 'SC1136'		
through 'SC1172'		
V D .Not imputed		
1 .Imputed		
D PP-IMP16	1	3164
Person imputation flag 16		
Imputation flag for field 'SC1174'		
V D .Not imputed		
1 .Imputed		
D PP-IMP17	1	3165
Person imputation flag 17		
Imputation flag for field 'SC1176'		
V D .Not imputed		
1 .Imputed		
D PP-IMP18	1	3166
Person imputation flag 18		
Imputation flag for fields 'SC1178'		
through 'SC1214'		
V D .Not imputed		
1 .Imputed		
D PP-IMP19	1	3167
Person imputation flag 19		
Imputation flag for field 'SC1216'		
V D .Not imputed		
1 .Imputed		
D PP-IMP20	1	3168
Person imputation flag 20		
Imputation of 'SC1218'		

DATA	SIZE	BEGIN
V 0 .Not imputed		
1 .Imputed		
D PP-IMP21	1	3169
Person imputation flag 21		
Imputation of 'SC1222'		
V 0 .Not imputed		
2 .Imputed		
D PP-IMP22	1	3170
Person imputation flag 22		
Imputation of 'SC1224'		
V 0 .Not imputed		
1 .Imputed		
D PP-IMP23	1	3171
Person imputation flag 23		
Imputation of 'SC1226'		
V 0 .Not imputed		
1 .Imputed		
D PP-IMP24	1	3172
Person imputation flag 24		
Imputation of 'SC1228'		
V 0 .Not imputed		
1 .Imputed		
D PP-IMP25	1	3173
Person imputation flag 25		
Imputation of 'SC1230'		
V 0 .Not imputed		
1 .Imputed		
D PP-IMP26	1	3174
Person imputation flag 26		
Imputation of 'SC1234'		
V 0 .Not imputed		
1 .Imputed		
D PP-IMP27	1	3175
Person imputation flag 27		
Imputation of 'SC1236'		
V 0 .Not imputed		
1 .Imputed		
D PP-IMP28	1	3176
Person imputation flag 28		
Imputation of 'SC1238'		
V 0 .Not imputed		
1 .Imputed		

275

PERSON

DATA	SIZE	BEGIN
D PP-IMP29	1	3177
Person imputation flag 29		
Imputation of 'SC1240'		
V 0		.Not imputed
1		.Imputed
D PP-IMP30	1	3178
Person imputation flag 30		
Imputation of 'SC1246'		
V 0		.Not imputed
1		.Imputed
D PP-IMP31	1	3179
Person imputation flag 31		
Imputation of 'SC1338'		
V 0		.Not imputed
1		.Imputed
D PP-IMP32	1	3180
Person imputation flag 32		
Imputation of 'SC1342'		
V 0		.Not imputed
1		.Imputed
D PP-IMP33	1	3181
Person imputation flag 33		
Imputation of 'SC1352'		
V 0		.Not imputed
1		.Imputed
D PP-IMP34	1	3182
Person imputation flag 34		
Imputation of 'SC1354'		
V 0		.Not imputed
1		.Imputed
D PP-IMP35	1	3183
Person imputation flag 35		
Imputation of 'SC1360'		
V 0		.Not imputed
1		.Imputed
D PP-IMP36	1	3184
Person imputation flag 36		
Imputation of 'SC1362'		
V 0		.Not imputed
1		.Imputed

DATA	SIZE	BEGIN
D PP-IMP37	1	3185
Person imputation flag 37		
Imputation of 'SC1364' through 'SC1380'		
V 0	.Not imputed	
1	.Imputed	
D PP-IMP38	1	3186
Person imputation flag 38		
Imputation of 'SC1382'		
V 0	.Not imputed	
1	.Imputed	
D PP-IMP39	1	3187
Person imputation flag 39		
Imputation of 'SC1386'		
V 0	.Not imputed	
1	.Imputed	
D PP-IMP40	1	3188
Person imputation flag 40		
Imputation of 'SC1388'		
V 0	.Not imputed	
1	.Imputed	
D PP-IMP41	1	3189
Person imputation flag 41		
Imputation of 'SC1390' through 'SC1412'		
V 0	.Not imputed	
1	.Imputed	
D PP-IMP42	1	3190
Person imputation flag 42		
Imputation of 'SC1416'		
V 0	.Not imputed	
1	.Imputed	
D PP-IMP43	1	3191
Person imputation flag 43		
Imputation of 'SC1418'		
V 0	.Not imputed	
1	.Imputed	
D PP-IMP44	1	3192
Person imputation flag 44		
Imputation of 'SC1422'		
V 0	.Not imputed	
1	.Imputed	
D PP-IMP45	1	3193
Person imputation flag 45		

Z50

PERSON

DATA	SIZE	BEGIN
Imputation of 'SC1426'		
V 0 .Not imputed		
1 .Imputed		
0 PP-IMP46	1	3194
Person imputation flag 46		
Imputation of 'SC1426' through 'SC1452'		
V 0 .Not imputed		
1 .Imputed		
0 PP-IMP47	1	3195
Person imputation flag 47		
Imputation of 'SC1456'		
V 0 .Not imputed		
1 .Imputed		
0 PP-IMP48	1	3196
Person imputation flag 48		
Imputation of 'SC1462'		
V 0 .Not imputed		
1 .Imputed		
0 PP-IMP49	1	3197
Person imputation flag 49		
Imputation of 'SC1472'		
V 0 .Not imputed		
1 .Imputed		
0 PP-IMP50	1	3198
Person imputation flag 50		
Imputation of 'SC1480'		
V 0 .Not imputed		
1 .Imputed		
0 PP-IMP51	1	3199
Person imputation flag 51		
Imputation of 'SC1484'		
V 0 .Not imputed		
1 .Imputed		
0 PP-IMP52	1	3200
Person imputation flag 52		
Imputation of 'SC1486' through 'SC1498'		
V 0 .Not imputed		
1 .Imputed		
0 PP-IMP53	1	3201
Person imputation flag 53		

DATA	SIZE	BEGIN
Imputation of 'SC1502'		
V 0		.Not imputed
1		.Imputed
D PP-IMP54	1	3202
Person imputation flag 54		
Imputation of 'SC1508'		
V 0		.Not imputed
1		.Imputed
D PP-IMP55	1	3203
Person imputation flag 55		
Imputation of 'SC1525'		
V 0		.Not imputed
1		.Imputed
D PP-IMP56	1	3204
Person imputation flag 56		
Imputation of 'SC1526' through 'SC1534'		
V 0		.Not imputed
1		.Imputed
D PP-IMP57	1	3205
Person imputation flag 57		
Imputation of 'SC1536'		
V 0		.Not imputed
1		.Imputed
D PP-IMP58	1	3206
Person imputation flag 58		
Imputation of 'SC1537'		
V 0		.Not imputed
1		.Imputed
D PP-IMP59	1	3207
Person imputation flag 59		
Imputation of 'SC1532'		
V 0		.Not imputed
1		.Imputed
D PP-IMP60	1	3208
Person imputation flag 60		
Imputation of 'SC1540' through 'SC1546'		
V 0		.Not imputed
1		.Imputed
D PP-IMP61	1	3209
Person imputation flag 61		
Imputation of 'SC1548'		

PERSON

DATA	SIZE	BEGIN
V 0 .Not imputed		
1 .Imputed		
D PP-IMP62	1	3210
Person imputation flag 62		
Imputation of 'SC155C'		
V 0 .Not imputed		
1 .Imputed		
D PP-IMP63	1	3211
Person imputation flag 63		
Imputation of 'SC155Z'		
V 0 .Not imputed		
1 .Imputed		
D PP-IMP75	1	3212
Person imputation flag 75		
Imputation of 'SC165B'		
V 0 .Not imputed		
1 .Imputed		
D PP-IMP76	1	3213
Person imputation flag 76		
Imputation of 'SC166C'		
V 0 .Not imputed		
1 .Imputed		
D PP-IMP77	1	3214
Person imputation flag 77		
Imputation of 'SC166Z' through 'SC167B'		
V 0 .Not imputed		
1 .Imputed		
D PP-IMP78	1	3215
Person imputation flag 78		
Imputation of 'SC168D'		
V 0 .Not imputed		
1 .Imputed		
D PP-IMP79	1	3216
Person imputation flag 79		
Imputation of 'SC168Z'		
V 0 .Not imputed		
1 .Imputed		
D PP-IMP80	1	3217
Person imputation flag 80		
Imputation of 'SC168E'		

DATA	SIZE	BEGIN
V 0 .Not imputed		
1 .Imputed		
D PP-IMP81	1	3218
Person imputation flag 81		
Imputation of 'SC1690'		
V 0 .Not imputed		
1 .Imputed		
D PP-IMP82	1	3219
Person imputation flag 82		
Imputation of 'SC1692'		
V 0 .Not imputed		
1 .Imputed		
D PP-IMP83	1	3220
Person imputation flag 83		
Imputation of 'SC1696'		
V 0 .Not imputed		
1 .Imputed		
D PP-IMP84	1	3221
Person imputation flag 84		
Imputation of 'SC0902'		
V 0 .Not imputed		
1 .Imputed		
D PP-IMP85	1	3222
Person imputation flag 85		
Imputation of 'SC1254'		
V 0 .Not imputed		
1 .Imputed		
D PP-IMP86	1	3223
Person imputation flag 86		
Imputation of 'SC1258'		
V 0 .Not imputed		
1 .Imputed		
D PP-IMP87	1	3224
Person imputation flag 87		
Imputation of 'SC1262'		
V 0 .Not imputed		
1 .Imputed		
D PP-IMP88	1	3225
Person imputation flag 88		
Imputation of 'SC1266'		
V 0 .Not imputed		
1 .Imputed		

284

PERSON

DATA	SIZE	BEGIN
D PP-IMP89	1	3226
Person imputation flag 89		
Imputation of 'SC1270'		
V 0	.Not imputed	
1	.Imputed	
D PP-IMP90	1	3227
Person imputation flag 90		
Imputation of 'SC1274'		
V 0	.Not imputed	
1	.Imputed	
D PP-IMP91	1	3228
Person imputation flag 91		
Imputation of 'SC1278'		
V 0	.Not imputed	
1	.Imputed	
D PP-IMP92	1	3229
Person imputation flag 92		
Imputation of 'SC1262'		
V 0	.Not imputed	
1	.Imputed	
D PP-IMP93	1	3230
Person imputation flag 93		
Imputation of 'SC1264'		
V 0	.Not imputed	
1	.Imputed	
D PP-IMP94	1	3231
Person imputation flag 94		
Imputation of 'SC1266'		
through 'SC1294'		
V 0	.Not imputed	
1	.Imputed	
D PP-IMP95	1	3232
Person imputation flag 95		
Imputation of 'SC1296'		
V 0	.Not imputed	
1	.Imputed	
D PP-IMP96	1	3233
Person imputation flag 96		
Imputation of 'SC1298'		
through 'SC1322'		
V 0	.Not imputed	
1	.Imputed	

DATA	SIZE	BEGIN
D PP-IMP97	1	3234
Person imputation flag 97		
Imputation of 'SC1504'		
V 0	.Not imputed	
1	.Imputed	
D PP-IMP98	1	3235
Person imputation flag 98		
Imputation of 'SC1592'		
V 0	.Not imputed	
1	.Imputed	
D PP-IMP99	1	3236
Person imputation flag 99		
Imputation of 'SC1598'		
V 0	.Not imputed	
1	.Imputed	
D PPIMP100	1	3237
Person imputation flag 100		
Imputation of 'SC1600'		
V 0	.Not imputed	
1	.Imputed	
D PPIMP101	1	3238
Person imputation flag 101		
Imputation of 'SC1604'		
V 0	.Not imputed	
1	.Imputed	
D PPIMP102	1	3239
Person imputation flag 102		
Imputation of 'SC1608'		
V 0	.Not imputed	
1	.Imputed	
D PPIMP103	1	3240
Person imputation flag 103		
Imputation of 'SC1612'		
V 0	.Not imputed	
1	.Imputed	
D PPIMP104	1	3241
Person imputation flag 104		
Imputation of 'SC1616'		
V 0	.Not imputed	
1	.Imputed	
D PPIMP105	1	3242
Person imputation flag 105		

X

TA

SIZE BEGIN

Imputation of 'SC1620'

0 .Not imputed

1 .Imputed

pp-IMP106

1

3243

Person imputation flag 106

Imputation of 'SC1622'

0 .Not imputed

1 .Imputed

pp-IMP107

1

3244

Person imputation flag 107

Imputation of 'SC1626'

through 'SC1654'

0 .Not imputed

1 .Imputed

DATA	SIZE	BEGIN
D WS1-OCC	3	3245
Edited and imputed 3-digit occupation code. See appendix A-4		
U	Persons 15 years old and older	
V	000 .Not in universe	
D WS1-IND	3	3248
Edited and imputed 3-digit industry code. See appendix A-5		
U	Persons 15 years old and older	
V	000 .Not in universe	
*		*
*	The next 12 fields contain	*
*	employment and earnings by	*
*	months 1-4	*
*		*
*	WS1-WKS1....4	*
*	WS1REC1....4	*
*	WS1-AMT1....4	*
*		*
D WS1-WKS1	1	3251
Number of weeks employed during month 1		
U	Persons 15 years old and older	
V	0 .None or not in universe if classwk = 6	
	1	.1 week
	2	.2 weeks
	3	.3 weeks
	4	.4 weeks
	5	.5 weeks
	9	.Not in universe
D WS1-WKS2	1	3252
Number of weeks employed during month 2		
U	Persons 15 years old and older	
V	0 .None or not in universe if classwk = 6	
	1	.1 week
	2	.2 weeks
	3	.3 weeks
	4	.4 weeks
	5	.5 weeks
	9	.Not in universe
D WS1-WKS3	1	3253
Number of weeks employed during month 3		
U	Persons 15 years old and older	
V	0 .None or not in universe if classwk = 6	
	1	.1 week
	2	.2 weeks

WAGE/SALARY

DATA	SIZE	BEGIN
3 .3 weeks		
4 .4 weeks		
5 .5 weeks		
9 .Not in universe		
D WS1-WKS4	1	3254
Number of weeks employed during month 4		
U Persons 15 years old and older		
V 0 .None or not in universe if classwk = 6		
1 .1 week		
2 .2 weeks		
3 .3 weeks		
4 .4 weeks		
5 .5 weeks		
9 .Not in universe		
D WS1REC11	1	3255
Were earnings received during month 1		
U Persons 15 years old and older		
V 0 .Not in universe		
1 .Yes		
2 .No		
D WS1REC12	1	3256
Were earnings received during month 2		
U Persons 15 years old and older		
V 0 .Not in universe		
1 .Yes		
2 .No		
D WS1REC13	1	3257
Were earnings received during month 3		
U Persons 15 years old and older		
V 0 .Not in universe		
1 .Yes		
2 .No		
D WS1REC14	1	3258
Were earnings received during month 4		
U Persons 15 years old and older		
V 0 .Not in universe		
1 .Yes		
2 .No		
D WS1-AMT1	5	3259
What is the dollar amount of the earnings		
from this job for month 1		
Range = 0,33332.		

WAGE/SALARY

DATA	SIZE	BEGIN
U Persons 15 years old and older V -0009 .Not in universe		
D WS1-AMT2	5	3264
What is the dollar amount of the earnings from this job for month 2 Range = 0.33332.		
U Persons 15 years old and older V -0009 .Not in universe		
D WS1-AMT3	5	3269
What is the dollar amount of the earnings from this job for month 3 Range = 0.33332.		
U Persons 15 years old and older V -0009 .Not in universe		
D WS1-AMT4	5	3274
What is the dollar amount of the earnings from this job for month 4 Range = 0.33332.		
U Persons 15 years old and older V -0009 .Not in universe		
D WS1-2002	1	3279
Check item E3. Enter employer I.D. number from control card item 42; or if a new employer, enter next available number. Employer I.D. number = 1-8.		
U Persons 15 years old and older V 0 .Not answered 9 .Not in universe		
D WS1-2012	1	3280
Was ... an employee of ...		
U Persons 15 years old and older V 0 .Not answered		
1 .A private company or individual 2 .Federal government (exclude Armed Forces) 3 .State government 4 .Local government 5 .Armed Forces 6 .Unpaid in family business or farm - skip to WS1-2044 9 .Not in universe		
D WS1-2014	1	3281
Was ... employed by ... during the		

290

WAGE/SALARY

DATA SIZE BEGIN

4-month period

U Persons 15 years old and older

V 0 .Not in universe

1 .Yes - skip to W51-2024

2 .No

D W51-2016 2 3282

Month in which this person
became employed by this
employer. Range = 0,12

U Persons 15 years old and older

V 00 .Not in universe

D W51-2018 2 3284

Day of month shown in W51-2016
that employment began.
Range = 0,31.

U Persons 15 years old and older

V 00 .Not in universe

D W51-2020 2 3286

Month in which this person left
this employer, if applicable.
Range = 0,12.

U Persons 15 years old and older

V 00 .Not in universe

D W51-2022 2 3288

Day of month shown in W51-2020
that employment ended, if
applicable. Range = 0,31.

U Persons 15 years old and older

V 00 .Not in universe

D W51-2024 2 3290

How many hours per week did ...
usually work at this job
Range = -9,99.

U Persons 15 years old and older

V -9 .Not in universe

00 .None

D W51-2026 1 3292

Was ... paid by the hour on this
job

U Persons 15 years old and older

V 0 .Not in universe

1 .Yes

2 .No - skip to W51-2030

WAGE/SALARY

DATA	SIZE	BEGIN
D WS1-2028	4	3293
What was ...'s regular hourly pay rate at the end of ... Range = 0,9999, Two implied decimals.		
U Persons 15 years old and older		
V 0000 .Not in universe		
D WS1-2030	1	3297
During the 4-month period how often was ... paid on this job		
U Persons 15 years old and older		
V 0 .Not in universe		
1 .Once a week		
2 .Once each 2 weeks		
3 .Once a month		
4 .Twice a month		
5 .Some other way		
D WS1-2032	5	3298
What was the total amount of pay that ... received before deductions on this job last month (month 4).		
- Range = -9,33332.		
U Persons 15 years old and older		
V -0009 .Not in universe		
00000 .None		
D WS1-2034	5	3303
What was the total amount of pay that ... received before deductions on this job 2 months ago (month 3).		
Range = -9,33332.		
U Persons 15 years old and older		
V -0009 .Not in universe		
00000 .None		
D WS1-2036	5	3308
What was the total amount of pay that ... received before deductions on this job 3 months ago (month 2).		
Range = -9,33332.		
U Persons 15 years old and older		
V -0009 .Not in universe		
00000 .None		
D WS1-2038	5	3313
What was the total amount of pay that ... received before deductions on this job 4 months ago (month 1).		

292

WAGE/SALARY

DATA SIZE BEGIN

Range = -9,333332.

U Persons 15 years old and older

V 00009 .Not in universe

00000 .None

D WS1-2040 1 3318

Check item E4

Is "OK" marked in all parts of
WS1-2032 through WS1-2035.

U Persons 15 years old and older

V 0 .Not in universe

1 .Yes

2 .No - skip to WS1-2044

D WS1-2042 1 3319

If we were to call back later would
you (or ...) be able to provide us
with the amounts of pay ...
received in each of these months

U Persons 15 years old and older

V 0 .Not in universe

1 .Yes

2 .No

* * *

* Wage and salary imputation flags * *

* * *

D WS1IMP01 1 3320

Wage and salary imputation flag 1
Imputation of field 'WS1-000'

V 0 .Not imputed

1 .Imputed

D WS1IMP02 1 3321

Wage and salary imputation flag 2
Imputation of field 'WS1-IND'

V 0 .Not imputed

1 .Imputed

D WS1IMP03 1 3322

Wage and salary imputation flag 3
Imputation of field 'WS1-2012'

V 0 .Not imputed

1 .Imputed

D WS1IMP04 1 3323

Wage and salary imputation flag 4
Imputation of field 'WS1-2026'

WAGE/SALARY

DATA	SIZE	BEGIN
V 0 .Not imputed		
1 .Imputed		
D WSI:IMP05	1	3324
Wage and salary imputation flag 5		
Imputation of field 'WSI-2028'		
V 0 .Not imputed		
1 .Imputed		
D WSI:IMP06	1	3325
Wage and salary imputation flag 6		
Imputation of field 'WSI-2030'		
V 0 .Not imputed		
1 .Imputed		
D WSI:CAL01	1	3326
Field 'WSI-2032' was calculated		
V 0 .Not calculated		
1 .Imputed input		
2 .No imputed input		
D WSI:CAL02	1	3327
Field 'WSI-2034' was calculated		
V 0 .Not calculated		
1 .Imputed input		
2 .No imputed input		
D WSI:CAL03	1	3328
Field 'WSI-2036' was calculated		
V 0 .Not calculated		
1 .Imputed input		
2 .No imputed input		
D WSI:CAL04	1	3329
Field 'WSI-2038' was calculated		
V 0 .Not calculated		
1 .Imputed input		
2 .No imputed input		
D WSI:OCC	3	3330
Edited and imputed 3-digit occupation		
code. See appendix A-4		
U Persons 15 years old and older		
V 000 .Not in universe		
D WSI:IND	3	3333
Edited and imputed 3-digit industry		
code. See appendix A-5		
U Persons 15 years old and older		

WAGE/SALARY

DATA SIZE BEGIN

- 1 .1 week
- 2 .2 weeks
- 3 .3 weeks
- 4 .4 weeks
- 5 .5 weeks
- 9 .Not in universe

D WSZREC11 1 3340
 Were earnings received during month 1
 U Persons 15 years old and older
 V 0 .Not in universe
 1 .Yes
 2 .No

D WSZREC12 1 3341
 Were earnings received during month 2
 U Persons 15 years old and older
 V 0 .Not in universe
 1 .Yes
 2 .No

D WSZREC13 1 3342
 Were earnings received during month 3
 U Persons 15 years old and older
 V 0 .Not in universe
 1 .Yes
 2 .No

D WSZREC14 1 3343
 Were earnings received during month 4
 U Persons 15 years old and older
 V 0 .Not in universe
 1 .Yes
 2 .No

D WS2-AMT1 5 3344
 What is the dollar amount of the earnings
 from this job for month 1
 Range = 0,33332.
 U Persons 15 years old and older
 V -0009 .Not in universe

D WS2-AMT2 5 3349
 What is the dollar amount of the earnings
 from this job for month 2
 Range = 0,33332.
 U Persons 15 years old and older
 V -0009 .Not in universe

WAGE/SALARY

DATA	SIZE	BEGIN
------	------	-------

D W52-AMT3	5	3354
------------	---	------

What is the dollar amount of the earnings from this job for month 3
Range = 0,33332.

U Persons 15 years old and older
V -0009 .Not in universe

D W52-AMT4	5	3359
------------	---	------

What is the dollar amount of the earnings from this job for month 4
Range = 0,33332.

U Persons 15 years old and older
V -0009 .Not in universe

D W52-2000	1	3364
------------	---	------

Check item 20. Enter employer I.D. number from control card 42; or if a new employer, enter next available number. Enter employer I.D. number = 1-9.

U Persons 15 years old and older
V 0 .Not answered
9 .Not in universe

D W52-2012	1	3365
------------	---	------

Was ... an employee of ...

U Persons 15 years old and older
V 0 .Not answered

- 1 .A private company or individual
- 2 .Federal government
(exclude Armed Forces)
- 3 .State government
- 4 .Local government
- 5 .Armed Forces
- 6 .Unpaid in family business or farm - skip to W51-2044
- 9 .Not in universe

D W52-2014	1	3366
------------	---	------

Was ... employed by ... during the 4-month period

U Persons 15 years old and older
V 0 .Not in universe
1 .Yes - skip to W51-2024
2 .No

D W52-2016	2	3367
------------	---	------

Month in which this person

WAGE/SALARY

DATA	SIZE	BEGIN
became employed by this employer. Range = 0,12		
U		Persons 15 years old and older
V	00	.Not in universe
D	WS2-2018	2 3369
Day of month shown in WS2-2016 that employment began. Range = 0,31.		
U		Persons 15 years old and older
V	00	.Not in universe
D	WS2-2020	2 3371
Month in which this person left this employer; if applicable. Range = 0,12.		
U		Persons 15 years old and older
V	00	.Not in universe
D	WS2-2022	2 3373
Day of month shown in WS2-2020 that employment ended; if applicable. Range = 0,31.		
U		Persons 15 years old and older
V	00	.Not in universe
D	WS2-2024	2 3375
How many hours per week did ... usually work at this job Range = -9,99.		
U		Persons 15 years old and older
V	-9	.Not in universe
	00	.None
D	WS2-2026	1 3377
Was ... paid by the hour on this job		
U		Persons 15 years old and older
V	0	.Not in universe
	1	.Yes
	2	.No - skip to WS2-2030
D	WS2-2028	4 3378
What was ...'s regular hourly pay rate at the end of ... Range = 0,9999.		
Two implied decimals.		
U		Persons 15 years old and older
V	0000	.Not in universe

Z95

WAGE/SALARY

DATA	SIZE	BEGIN
D W52-2030	1	3382
During the 4-month period how often was ... paid on this job		
U Persons 15 years old and older		
V 0 .Not in universe		
1 .Once a week		
2 .Once each 2 weeks		
3 .Once a month		
4 .Twice a month		
5 .Some other way		
D W52-2032	5	3363
What was the total amount of pay that ... received before deductions on this job last month (month 4).		
Range = -9,33332.		
U Persons 15 years old and older		
V -0009 .Not in universe		
00000 .None		
D W52-2034	5	3368
What was the total amount of pay that ... received before deductions on this job 2 months ago (month 3).		
Range = -9,33332.		
U Persons 15 years old and older		
V -0009 .Not in universe		
00000 .None		
D W52-2036	5	3393
What was the total amount of pay that ... received before deductions on this job 3 months ago (month 2).		
Range = -9,33332.		
U Persons 15 years old and older		
V -0009 .Not in universe		
00000 .None		
D W52-2038	5	3398
What was the total amount of pay that ... received before deductions on this job 4 months ago (month 1).		
Range = -9,33332.		
U Persons 15 years old and older		
V -0009 .Not in universe		
00000 .None		
D W52-2040	1	3403
Check item E4		

DATA	SIZE	BEGIN
Is "DK" marked in all parts of WS2-2032 through WS2-2038.		
U Persons 15 years old and older		
V 0 .Not in universe		
1 .Yes		
2 .No - skip to WS2-2044		
D WS2-2042	1	3404
If we were to call back later would you (or ...) be able to provide us with the amounts of pay ... received in each of these months		
U Persons 15 years old and older		
V 0 .Not in universe		
1 .Yes		
2 .No		
*		*
* Wage and salary imputation flag		*
*		*
D WS2IMP01	1	3405
Wage and salary imputation flag 1 Imputation of field 'WS2-OCC'		
V 0 .Not imputed		
1 .Imputed		
D WS2IMP02	1	3406
Wage and salary imputation flag 2 Imputation of field 'WS2-IND'		
V 0 .Not imputed		
1 .Imputed		
D WS2IMP03	1	3407
Wage and salary imputation flag 3 Imputation of field 'WS2-2012'		
V 0 .Not imputed		
1 .Imputed		
D WS2IMP04	1	3408
Wage and salary imputation flag 4 Imputation of field 'WS2-2026'		
V 0 .Not imputed		
1 .Imputed		
D WS2IMP05	1	3409
Wage and salary imputation flag 5 Imputation of field 'WS2-2028'		
V 0 .Not imputed		
1 .Imputed		

306

WAGE/SALARY

DATA	SIZE	BEGIN
D WS2IMP06	1	3410
Wage and salary imputation flag 6 Imputation of field 'WS2-2030'		
V 0	.Not imputed	
1	.Imputed	
D WS2CAL01	1	3411
Field 'WS2-2032' was calculated		
V 0	.Not calculated	
1	.Imputed input	
2	.No imputed input	
D WS2CAL02	1	3412
Field 'WS2-2034' was calculated		
V 0	.Not calculated	
1	.Imputed input	
2	.No imputed input	
D WS2CAL03	1	3413
Field 'WS2-2036' was calculated		
V 0	.Not calculated	
1	.Imputed input	
2	.No imputed input	
D WS2CAL04	1	3414
Field 'WS2-2036' was calculated		
V 0	.Not calculated	
1	.Imputed input	
2	.No imputed input	

SELF-EMPLOYMENT

DATA	SIZE	BEGIN
D SE1000	3	3415
Edited and imputed 3-digit occupation code. See appendix A-4		
U Persons 15 years old and older		
V 000 .Not in universe		
D SE1100	3	3418
Edited and imputed 3-digit industry code. See appendix A-5		
U Persons 15 years old and older		
V 000 .Not in universe		
*		*
* The next 12 fields contain		*
* business income by months 1-4		*
*		*
D SE10KS1	1	3421
Weeks with business this month (1).		
U Persons 15 years old and older		
V 0 .None		
1 .1 week		
2 .2 weeks		
3 .3 weeks		
4 .4 weeks		
5 .5 weeks		
9 .Not in universe		
D SE10KS2	1	3422
Weeks with business this month (2).		
U Persons 15 years old and older		
V 0 .None		
1 .1 week		
2 .2 weeks		
3 .3 weeks		
4 .4 weeks		
5 .5 weeks		
9 .Not in universe		
D SE10KS3	1	3423
Weeks with business this month (3).		
U Persons 15 years old and older		
V 0 .None		
1 .1 week		
2 .2 weeks		
3 .3 weeks		
4 .4 weeks		
5 .5 weeks		
9 .Not in universe		

302

SELF-EMPLOYMENT

DATA	SIZE	BEGIN
D SE1WKS4	1	3424
Weeks with business this month (4).		
U Persons 15 years old and older		
V 0 .None		
1 .1 week		
2 .2 weeks		
3 .3 weeks		
4 .4 weeks		
5 .5 weeks		
9 .Not in universe		
D SE1REC1	1	3425
Did this person receive income from this business this month (1)		
U Persons 15 years old and older		
V 0 .Not in universe		
1 .Yes		
2 .No		
D SE1REC2	1	3426
Did this person receive income from this business this month (2)		
U Persons 15 years old and older		
V 0 .Not in universe		
1 .Yes		
2 .No		
D SE1REC3	1	3427
Did this person receive income from this business this month (3)		
U Persons 15 years old and older		
V 0 .Not in universe		
1 .Yes		
2 .No		
D SE1REC4	1	3428
Did this person receive income from this business this month (4)		
U Persons 15 years old and older		
V 0 .Not in universe		
1 .Yes		
2 .No		
D SE1AMT1	5	3429
Amount of income received this month (1)		
In dollars. Range = 0,33332.		
U Persons 15 years old and older		
V -0009 .Not in universe		

SELF-EMPLOYMENT

DATA	SIZE	BEGIN
D SE1AMT2	5	3434
Amount of income received this month (2) In dollars. Range = 0,33332.		
U Persons 15 years old and older		
V -0009 .Not in universe		
D SE1AMT3	5	3439
Amount of income received this month (3) In dollars. Range = 0,33332.		
U Persons 15 years old and older		
V -0009 .Not in universe		
D SE1AMT4	5	3444
Amount of income received this month (4) In dollars. Range = 0,33332.		
U Persons 15 years old and older		
V -0009 .Not in universe		
D SE1ZZ02	1	3449
Check item S1. Enter business I.D. number from control card item 43, or if a new business enter next available number. Business I.D. number = 1-5.		
U Persons 15 years old and older		
V 0 .Not answered		
9 .Not in universe		
D SE1ZZ12	2	3450
How many hours per week did ... usually work at this business total hours = *9,99		
U Persons 15 years old and older		
V -9 .Not in universe		
00 .None		
D SE1ZZ14	1	3452
Do you think that the gross earnings of this business will be \$1,000 or more during the next 12 months		
U Persons 15 years old and older		
V 0 .Not in universe		
1 .Yes		
2 .No - skip to SE1-ZZ60		
D SE1ZZ16	1	3453
Check item S2 Have questions SE1ZZ18 through SE1ZZ30		

SELF-EMPLOYMENT

DATA	SIZE	BEGIN
------	------	-------

already been answered for this
business by another household member

U Persons 15 years old and older

V 0 .Not in universe

1 .Yes - skip to SE12232

2 .No

D SE12218 1 3454

What was the total number of
employees working for this
business. Be sure to include ...

U Persons 15 years old and older

V 0 .Not in universe

1 .1 employee

2 .2 employees

3 .3 - .5 employees

4 .6 or more employees

D SE12220 1 3455

Was ...'s business incorporated

U Persons 15 years old and older

V 0 .Not in universe

1 .Yes - skip to SE12224

2 .No

D SE12222 1 3456

Was ...'s business a sole
proprietorship or a partnership

U Persons 15 years old and older

V 0 .Not in universe

1 .Sole proprietorship - skip to SE12232

2 .Partnership

D SE12224 1 3457

Aside from ... were any other
members of this household owners or
partners in this business

U Persons 15 years old and older

V 0 .Not in universe

1 .Yes

2 .No - skip to SE12232

* *
* The next 3 fields (SE12226 through *
* SE12230) are possible answers to *
* the question: *
* *
* Which members (were owners or *
* partners in this business) *
* *
* *

SELF-EMPLOYMENT

DATA	SIZE	BEGIN
D SE12226	3	3458
Person No. 101 - 999		
U Persons 15 years old and older		
V 000 .Not in universe		
D SE12228	3	3461
Person No. 101 - 199		
U Persons 15 years old and older		
V 000 .Not in universe		
D SE12230	3	3464
Person No. 101 - 999		
U Persons 15 years old and older		
V 000 .Not in universe		
D SE12232	1	3467
Was ... paid a regular salary from this business during the 4-month period		
U Persons 15 years old and older		
V 0 .Not in universe		
1 .Yes		
2 .No		
D SE12234	1	3468
Did ... receive any (other) income from the business during this 4 month period		
U Persons 15 years old and older		
V 0 .Not in universe		
1 .Yes		
2 .No		
D SE12236	1	3469
Check item 53		
Is "yes" marked in either SE12232 or SE12234		
U Persons 15 years old and older		
V 0 .Not in universe		
1 .Yes		
2 .No - skip to SE12250		
*		*
* The next 4 fields (SE12236 through		*
* SE12244) contain business income by		*
* month		*
*		*
D SE12238	5	3470
What was the total amount of income that ... received from this		

SELF-EMPLOYMENT

DATA	SIZE	BEGIN
------	------	-------

business last month (month 4).
Range = -9,33332.

U Persons 15 years old and older

V -0009 .Not in universe

00000 .None

D SE12240 5 3475

What was the total amount of income
that ... received from this
business 2 months ago (month 3).
Range = -9,33332.

U Persons 15 years old and older

V -0009 .Not in universe

00000 .None

D SE12242 5 3480

What was the total amount of income
that ... received from this
business 3 months ago (month 2).
Range = -9,33332.

U Persons 15 years old and older

V -0009 .Not in universe

00000 .None

D SE12244 5 3485

What was the total amount of income
that ... received from this
business 4 months ago (month 1).
Range = -9,33332.

U Persons 15 years old and older

V -0009 .Not in universe

00000 .None

D SE12246 1 3490

Check item 54
Is "DK" marked in all parts of
SE12238 through SE12244.

U Persons 15 years old and older

V 0 .Not in universe

1 .Yes

2 .No - skip to SE12250

D SE12248 1 3491

If I were to call back later would
you (or ...) be able to provide us
with the amounts of income ...
received in each of these months

U Persons 15 years old and older

SELF-EMPLOYMENT

DATA	SIZE	BEGIN
V 0 .Not in universe		
1 .Yes		
2 .No		
D SE12250	1	3492
Check item 55		
Is this business incorporated		
U Persons 15 years old and older		
V 0 .Not in universe		
1 .Yes - skip to SE12262		
2 .No		
D SE12252	1	3493
Check item 56		
Has information about the net profit (or loss) for this business already been obtained by another household member		
U Persons 15 years old and older		
V 0 .Not in universe		
1 .Yes - skip to SE12262		
2 .No		
D SE12254	1	3494
Can...give an estimate of the net profit (or loss) during the 4-month period shown on the calendar		
U Persons 15 years old and older		
V 0 .Not in universe		
1 .Yes		
2 .No - skip to SE12262		
D SE12256	6	3495
What was the net profit (or loss) from this business during the 4-month period.		
Range = -33332,33332.		
U Persons 15 years old and older		
V 00000 .Not in universe		
D SE12260	5	3501
About how much did ... earn from this business after expenses during the 4-month period.		
Range = -9,33332.		
U Persons 15 years old and older		
V -0009 .Not in universe		
00000 .None		

*

*

305

SELF-EMPLOYMENT

DATA	SIZE	BEGIN
* Self-employment imputation flags *		*
* * * * *		
D SE1IMP01	1	3506
Self-employment imputation flag 1		
Imputation of field 'SE1000'		
V D .Not imputed		
1 .Imputed		
D SE1IMP02	1	3507
Self-employment imputation flag 2		
Imputation of field 'SE1100'		
V D .Not imputed		
1 .Imputed		
D SE1IMP03	1	3508
Self-employment imputation flag 3		
Imputation of field 'SE12214'		
V D .Not imputed		
1 .Imputed		
D SE1IMP04	1	3509
Self-employment imputation flag 4		
Imputation of field 'SE12218'		
V D .Not imputed		
1 .Imputed		
D SE1IMP05	1	3510
Self-employment imputation flag 5		
Imputation of field 'SE12220'		
V D .Not imputed		
1 .Imputed		
D SE1IMP06	1	3511
Self-employment imputation flag 6		
Imputation of field 'SE12222'		
V D .Not imputed		
1 .Imputed		
D SE1IMP07	1	3512
Self-employment imputation flag 7		
Imputation of field 'SE12232'		
V D .Not imputed		
1 .Imputed		
D SE1IMP08	1	3513
Self-employment imputation flag 8		
Imputation of field 'SE12234'		

SELF-EMPLOYMENT

DATA	SIZE	BEGIN
V 0 .Not imputed 1 .Imputed		
D SE1IMP09	1	3514
Self-employment imputation flag 9 Imputation of field 'SE12254'		
V 0 .Not imputed 1 .Imputed		
D SE1IMP10	1	3515
Self-employment imputation flag 10 Imputation of field 'SE12256'		
V 0 .Not imputed 1 .Imputed		
D SE1IMP11	1	3516
Self-employment imputation flag 11 Imputation of field 'SE12260'		
V 0 .Not imputed 1 .Imputed		
D SE1CALD1	1	3517
Field 'SE12236' was calculated		
V 0 .Not calculated 1 .Imputed input 2 .No imputed input		
D SE1CALD2	1	3518
Field 'SE12240' was calculated		
V 0 .Not calculated 1 .Imputed input 2 .No imputed input		
D SE1CALD3	1	3519
Field 'SE12242' was calculated		
V 0 .Not calculated 1 .Imputed input 2 .No imputed input		
D SE1CALD4	1	3520
Field 'SE12244' was calculated		
V 0 .Not calculated 1 .Imputed input 2 .No imputed input		
D SE2OCC	3	3521
Edited and imputed 3-digit occupation code. See appendix A-4		
U Persons 15 years old and older		
V 003 .Not in universe		

SELF-EMPLOYMENT

DATA	SIZE	BEGIN
D SEZIND	3	3524
Edited and imputed 3-digit industry code. See appendix A-5		
U Persons 15 years old and older		
V 000 .Not in universe		
*		*
* The next 12 fields contain		*
* business income by months 1-4		*
*		*
D SEZWS1	1	3527
Weeks with business this month (1).		
U Persons 15 years old and older		
V 0 .None		
1 .1 week		
2 .2 weeks		
3 .3 weeks		
4 .4 weeks		
5 .5 weeks		
9 .Not in universe		
D SEZWS2	1	3528
Weeks with business this month (2).		
U Persons 15 years old and older		
V 0 .None		
1 .1 week		
2 .2 weeks		
3 .3 weeks		
4 .4 weeks		
5 .5 weeks		
9 .Not in universe		
D SEZWS3	1	3529
Weeks with business this month (3).		
U Persons 15 years old and older		
V 0 .None		
1 .1 week		
2 .2 weeks		
3 .3 weeks		
4 .4 weeks		
5 .5 weeks		
9 .Not in universe		
D SEZWS4	1	3530
Weeks with business this month (4).		
U Persons 15 years old and older		
V 0 .None		

SELF-EMPLOYMENT

DATA	SIZE	BEGIN
1	.1 week	
2	.2 weeks	
3	.3 weeks	
4	.4 weeks	
5	.5 weeks	
9	.Not in universe	
D SE2REC1	1	3531
	Did this person receive income from this business this month (1)	
U	Persons 15 years old and older	
V	0 .Not in universe	
	1 .Yes	
	2 .No	
D SE2REC2	1	3532
	Did this person receive income from this business this month (2)	
U	Persons 15 years old and older	
V	0 .Not in universe	
	1 .Yes	
	2 .No	
D SE2REC3	1	3533
	Did this person receive income from this business this month (3)	
U	Persons 15 years old and older	
V	0 .Not in universe	
	1 .Yes	
	2 .No	
D SE2REC4	1	3534
	Did this person receive income from this business this month (4)	
U	Persons 15 years old and older	
V	0 .Not in universe	
	1 .Yes	
	2 .No	
D SE2AMT1	5	3535
	Amount of income received this month (1)	
	In dollars. Range = 0,33332.	
U	Persons 15 years old and older	
V	-0009 .Not in universe	
D SE2AMT2	5	3540
	Amount of income received this month (2)	
	In dollars. Range = 0,33332.	
U	Persons 15 years old and older	
V	-0009 .Not in universe	

SELF-EMPLOYMENT

DATA	SIZE	BEGIN
D SE2AMT3	5	3545
Amount of income received this month (3) In dollars. Range = 0,33332.		
U Persons 15 years old and older		
V -0009 .Not in universe		
D SE2AMT4	5	3550
Amount of income received this month (4) In dollars. Range = 0,33332.		
U Persons 15 years old and older		
V -0009 .Not in universe		
D SE2ZZ02	1	3555
Check item S2. Enter business I.D. number from control card item 43; or if a new business, enter next available number. Business I.D. number = 1-6		
U Persons 15 years old and older		
V 0 .Not answered		
9 .Not in universe		
D SE2ZZ12	2	3556
How many hours per week did ... usually work at this business total hours = -9,99.		
U Persons 15 years old and older		
V -9 .Not in universe		
00 .None		
D SE2ZZ14	1	3558
Do you think that the gross earnings of this business will be \$1,000 or more during the next 12 months		
U Persons 15 years old and older		
V 0 .Not in universe		
1 .Yes		
2 .No - skip to SE2ZZ260		
D SE2ZZ16	1	3559
Check item S2 Have questions SE2ZZ218 through SE2ZZ230 already been answered for this business by another household member		
U Persons 15 years old and older		
V 0 .Not in universe		
1 .Yes - skip to SE2ZZ232		
2 .No		

SELF-EMPLOYMENT

DATA	SIZE	BEGIN
D SE22218	1	3560
What was the total number of employees working for this business. Be sure to include ...		
U Persons 15 years old and older		
V 0 .Not in universe		
1 .1 employee		
2 .2 employees		
3 .3 - 5 employees		
4 .6 or more employees		
D SE22220	1	3561
Was ...'s business incorporated		
U Persons 15 years old and older		
V 0 .Not in universe		
1 .Yes - skip to SE22224		
2 .No		
D SE22222	1	3562
Was ...'s business a sole proprietorship or a partnership		
U Persons 15 years old and older		
V 0 .Not in universe		
1 .Sole proprietorship - skip to SE22232		
2 .Partnership		
D SE22224	1	3563
Aside from ... were any other members of this household owners or partners in this business		
U Persons 15 years old and older		
V 0 .Not in universe		
1 .Yes		
2 .No - skip to SE22232		
*		*
* The next 3 fields (SE22226 through SE22230) are possible answers to the question:		
*		*
* Which members (were owners or partners in this business)		
*		*
D SE22226	3	3564
Person No. 101 - 999		
U Persons 15 years old and older		
V 000 .Not in universe		
D SE22228	3	3567
Person No. 101 - 199		

SELF-EMPLOYMENT

DATA	SIZE	BEGIN
------	------	-------

U Persons 15 years old and older
V 000 .Not in universe

D SE22230	3	3570
-----------	---	------

Person No. 101 - 999

U Persons 15 years old and older
V 000 .Not in universe

D SE22232	1	3573
-----------	---	------

Was ... paid a regular salary from
this business during the 4-month
period

U Persons 15 years old and older

V 0 .Not in universe

1 .Yes

2 .No

D SE22234	1	3574
-----------	---	------

Did ... receive any (other) income from
the business during this 4 month period

U Persons 15 years old and older

V 0 .Not in universe

1 .Yes

2 .No

D SE22236	1	3575
-----------	---	------

Check item 53
Is "yes" marked in either SE22232 or
SE22234

U Persons 15 years old and older

V 0 .Not in universe

1 .Yes

2 .No - skip to SE22250

* *
* The next 4 fields (SE22238 through *
* SE22244) contain business income *
* by month *
* *

D SE22238	5	3576
-----------	---	------

What was the total amount of income
that ... received from this
business last month (month 4).
Range = -9,33332.

U Persons 15 years old and older

V -0009 .Not in universe

00000 .None

SELF-EMPLOYMENT

DATA	SIZE	BEGIN
D SE22240	5	3581
What was the total amount of income that ... received from this business 2 months ago (month 3). Range = -9,33332.		
U Persons 15 years old and older		
V -0009 .Not in universe		
00000 .None		
D SE22242	5	3586
What was the total amount of income that ... received from this business 3 months ago (month 2). Range = -9,33332.		
U Persons 15 years old and older		
V -0009 .Not in universe		
00000 .None		
D SE22244	5	3591
What was the total amount of income that ... received from this business 4 months ago (month 1). Range = -9,33332.		
U Persons 15 years old and older		
V -0009 .Not in universe		
00000 .None		
D SE22246	1	3596
Check item S4 Is "OK" marked in all parts of SE22236 through SE22244.		
U Persons 15 years old and older		
V 0 .Not in universe		
1 .Yes		
2 .No - skip to SE22250		
D SE22248	1	3597
If I were to call back later would you (or ...) be able to provide us with the amounts of income ... received in each of these months		
U Persons 15 years old and older		
V 0 .Not in universe		
1 .Yes		
2 .No		
D SE22250	1	3598
Check item S5 Is this business incorporated		

SELF-EMPLOYMENT

DATA	SIZE	BEGIN
V 0 .Not imputed		
1 .Imputed		
D SEZIMP02	1	3613
Self-employment imputation flag 2		
Imputation of field 'SEZIND'		
V 0 .Not imputed		
1 .Imputed		
D SEZIMP03	1	3614
Self-employment imputation flag 3		
Imputation of field 'SEZZ214'		
V 0 .Not imputed		
1 .Imputed		
D SEZIMP04	1	3615
Self-employment imputation flag 4		
Imputation of field 'SEZZ215'		
V 0 .Not imputed		
1 .Imputed		
D SEZIMP05	1	3616
Self-employment imputation flag 5		
Imputation of field 'SEZZ220'		
V 0 .Not imputed		
1 .Imputed		
D SEZIMP06	1	3617
Self-employment imputation flag 6		
Imputation of field 'SEZZ222'		
V 0 .Not imputed		
1 .Imputed		
D SEZIMP07	1	3618
Self-employment imputation flag 7		
Imputation of field 'SEZZ232'		
V 0 .Not imputed		
1 .Imputed		
D SEZIMP08	1	3619
Self-employment imputation flag 8		
Imputation of field 'SEZZ234'		
V 0 .Not imputed		
1 .Imputed		
D SEZIMP09	1	3620
Self-employment imputation flag 9		
Imputation of field 'SEZZ254'		
V 0 .Not imputed		
1 .Imputed		

SELF-EMPLOYMENT

DATA	SIZE	BEGIN
D SEZIMP10	1	3621
Self-employment imputation flag 10		
Imputation of field 'SEZZZ56'		
V 0	.Not imputed	
1	.Imputed	
D SEZIMP11	1	3622
Self-employment imputation flag 11		
Imputation of field 'SEZZZ60'		
V 0	.Not imputed	
1	.Imputed	
D SEZCALD1	1	3623
Field 'SEZZZ38' was calculated		
V 0	.Not calculated	
1	.Imputed input	
2	.No imputed input	
D SEZCALD2	1	3624
Field 'SEZZZ40' was calculated		
V 0	.Not calculated	
1	.Imputed input	
2	.No imputed input	
D SEZCALD3	1	3625
Field 'SEZZZ42' was calculated		
V 0	.Not calculated	
1	.Imputed input	
2	.No imputed input	
D SEZCALD4	1	3626
Field 'SEZZZ44' was calculated		
V 0	.Not calculated	
1	.Imputed input	
2	.No imputed input	

GENERAL TYPE

DATA	SIZE	BEGIN
D I01REC1	1	3627
Reciency of Social Security income. Month 1 of the reference period		
U Persons 15 years old or older		
V 0 .Not in universe		
1. Yes		
2. No		
D I01REC2	1	3628
Reciency of Social Security income. Month 2 of the reference period		
U Persons 15 years old or older		
V 0 .Not in universe		
1. Yes		
2. No		
D I01REC3	1	3629
Reciency of Social Security income. Month 3 of the reference period		
U Persons 15 years old or older		
V 0 .Not in universe		
1. Yes		
2. No		
D I01REC4	1	3630
Reciency of Social Security income. Month 4 of the reference period		
U Persons 15 years old or older		
V 0 .Not in universe		
1. Yes		
2. No		
D I01AMT1	5	3631
Amount of Social Security income received. Month 1 of the reference period Range = -9,33332		
U Persons 15 years old or older		
V -0009 .Not in universe		
D I01AMT2	5	3636
Amount of Social Security income received. Month 2 of the reference period Range = -9,33332		
U Persons 15 years old or older		
V -0009 .Not in universe		
D I01AMT3	5	3641
Amount of Social Security income		

320

GENERAL TYPE 1

DATA SIZE BEGIN

received.

Month 3 of the reference period

Range = -9,33332

U Persons 15 years old or older

V -0009 .Not in universe

D ID1AMT4 5 3646
Amount of Social Security income
received.

Month 4 of the reference period

Range = -9,33332

U Persons 15 years old or older

V -0009 .Not in universe

D KIDSSYN1 1 3651
Reciprocity of Social Security income for
children. Month 1 of the reference
period

U Children age 0-17 years old

V 0 .Not in universe

1 .Yes

2 .No

D KIDSSYN2 1 3652
Reciprocity of Social Security income for
children. Month 2 of the reference
period

U Children age 0-17 years old

V 0 .Not in universe

1 .Yes

2 .No

D KIDSSYN3 1 3653
Reciprocity of Social Security income for
children. Month 3 of the reference
period

U Children age 0-17 years old

V 0 .Not in universe

1 .Yes

2 .No

D KIDSSYN4 1 3654
Reciprocity of Social Security income for
children. Month 4 of the reference
period

U Children age 0-17 years old

V 0 .Not in universe

1 .Yes

DATA	SIZE	BEGIN
D KDSSAMT1	4	3655
Amount of Social Security income received for children. Month 1 of the reference period		
Range = -9,5000		
U Children age 0-17 years old		
V -009 .Not in universe		
D KDSSAMT2	4	3659
Amount of Social Security income received for children. Month 2 of the reference period		
Range = -9,5000		
U Children age 0-17 years old		
V -009 .Not in universe		
D KDSSAMT3	4	3663
Amount of Social Security income received for children. Month 3 of the reference period		
Range = -9,5000		
U Children age 0-17 years old		
V -009 .Not in universe		
D KDSSAMT4	4	3667
Amount of Social Security income received for children. Month 4 of the reference period		
Range = -9,5000		
U Children age 0-17 years old		
V -009 .Not in universe		
D SSRECIND	1	3671
Social Security reciprocity indicator		
U All persons, including children		
V 0 .Not in universe		
1 .Adult benefits received in own name only		
2 .Only adult benefits received jointly with spouse		
3 .Only child benefits received		
4 .Adult benefits received in own name and child benefits received		
5 .Adult benefits received jointly with spouse and child benefits received		
D SS3004	1	3672
Check item A2		
Is ... a designated parent or guardian of children under age 18		

GENERAL TYPE 1

DATA	SIZE	BEGIN
U Persons 15 years or older		
V 0 .Not in universe		
1 .Yes		
2 .No		
D SS3006	1	3673
During this 4-month period, were any separate payments from Social Security received especially for the children		
U Persons 15 years or older receiving Social Security		
V 0 .Not in universe		
1 .Yes		
2 .No		
D SS3008	1	3674
Did ... also receive a separate payment for (himself +/herself) during any of these months		
U Persons 15 years or older receiving Social Security		
V 0 .Not in universe		
1 .Yes		
2 .No - skip to SS3070 through SS3084		
D SS3012	1	3675
Did ... receive Social Security jointly with ...'s spouse		
U Married persons 15 years or older receiving Social Security		
V 0 .Not in universe		
1 .Yes		
2 .No - skip to SS3016 through SS3030		
D SS3014	1	3676
Check item A4		
Has information about the amount received by ... from Social Security been recorded during an interview for ...'s spouse		
U Married persons 15 years or older receiving Social Security		
V 0 .Not in universe		
1 .Yes - skip to next ISS code		
2 .No		
D SS3064	2	3677
Social Security sends out two types of		

GENERAL TYPE

DATA	SIZE	BEGIN
checks; which color check does ... receive. Range = -1,3		
U Persons 15 years or older receiving Social Security		
V -1 .Dk		
00 .Not in universe		
01 .Green		
02 .Gold		
03 .Other		
D 553066	2	3679
Do ...'s payments usually come on the first of the month or the third. Range = -1,3		
U Persons 15 years or older receiving Social Security		
V -1 .Dk		
00 .Not in universe		
01 .First		
02 .Third		
03 .Other		
D 553068	1	3681
Check item A9 Were Social Security payments received especially for the children		
U Children age 0-17 years old receiving Social Security		
V 0 .Not in universe		
1 .Yes		
2 .No - skip to next ISS code		
D 553086	1	3682
Were all children living here covered by these payments		
U Children age 0-17 years old receiving Social Security		
V 0 .Not in universe		
1 .Yes - skip to next ISS code		
2 .No		
* The next 4 fields (553089 through		
* 553098) are possible answers to		
* the question!		
* Which children were covered		

.GENERAL TYPE 1

DATA	SIZE	BEGIN
D SS3088	3	3653
Person No. 101-999		
U Children age 0-17 years old receiving Social Security		
V 000 .Not in universe		
D SS3090	3	3686
Person No. 101-999		
U Children age 0-17 years old receiving Social Security		
V 000 .Not in universe		
D SS3092	3	3689
Person No. 101-999		
U Children age 0-17 years old receiving Social Security		
V 000 .Not in universe		
D SS3094	3	3692
Person No. 101-999		
U Children age 0-17 years old receiving Social Security		
V 000 .Not in universe		
D SS3096	3	3695
Person No. 101-999		
U Children age 0-17 years old receiving Social Security		
V 000 .Not in universe		
D SS3098	3	3698
Person No. 101-999		
U Children age 0-17 years old receiving Social Security		
V 000 .Not in universe		
D 101IMP01	1	3701
Social Security imputation flag 1		
Imputation of field 101AMT1		
V 0 .Not imputed		
1 .Imputed		
D 101IMP02	1	3702
Social Security imputation flag 2		
Imputation of field 101AMTZ		
V 0 .Not imputed		
1 .Imputed		

DATA	SIZE	BEGIN
D I01IMP03	1	3703
Social Security imputation flag 3		
Imputation of field I01AMT3		
V 0	.Not imputed	
1	.Imputed	
D I01IMP04	1	3704
Social Security imputation flag 4		
Imputation of field I01AMT4		
V 0	.Not imputed	
1	.Imputed	
D I01IMP05	1	3705
Social Security imputation flag 5		
Imputation of field SE3008		
V 0	.Not imputed	
1	.Imputed	
D I01IMP06	1	3706
Social Security imputation flag 6		
Imputation of field K0SSAMT1		
V 0	.Not imputed	
1	.Imputed	
D I01IMP07	1	3707
Social Security imputation flag 7		
Imputation of field K0SSAMT2		
V 0	.Not imputed	
1	.Imputed	
D I01IMP08	1	3708
Social Security imputation flag 8		
Imputation of field K0SSAMT3		
V 0	.Not imputed	
1	.Imputed	
D I01IMP09	1	3709
Social Security imputation flag 9		
Imputation of field K0SSAMT4		
V 0	.Not imputed	
1	.Imputed	
D I02REC1	1	3710
Reciprocity of rail road retirement		
income. Month 1 of the reference		
period		
U Persons 40 years old and older		
V 0	.Not in universe	
1	.Yes	
2	.No	

GENERAL TYPE 1

DATA	SIZE	BEGIN
D 102REC2	1	3711
Reciprocity of railroad retirement income. Month 2 of the reference period		
U Persons 40 years old or older		
V 0 .Not in universe		
1 .Yes		
2 .No		
D 102REC3	1	3712
Reciprocity of railroad retirement income. Month 3 of the reference period		
U Persons 40 years old or older		
V 0 .Not in universe		
1 .Yes		
2 .No		
D 102REC4	1	3713
Reciprocity of railroad retirement income. Month 4 of the reference period		
U Persons 40 years old or older		
V 0 .Not in universe		
1 .Yes		
2 .No		
D 102AMT1	5	3714
Amount of railroad retirement income received. Month 1 of the reference period		
Range = -9,33332		
U Persons 40 years old or older		
V -0009 .Not in universe		
D 102AMT2	5	3719
Amount of railroad retirement income received. Month 2 of the reference period		
Range = -9,33332		
U Persons 40 years old or older		
V -0009 .Not in universe		
D 102AMT3	5	3724
Amount of railroad retirement income received. Month 3 of the reference period		
Range = -9,33332		

GENERAL TYPE :

DATA	SIZE	BEGIN
U Persons 40 years old or older V -0009 .Not in universe		
D IQ2AMT4 Amount of railroad retirement income received. Month 4 of the reference period Range = -9,33332	5	3729
U Persons 40 years old or older V -0009 .Not in universe		
D KIDRRYN1 Reciprocity of railroad retirement income for children. Month 1 of the reference period	1	3734
U Children age 0-17 years old V 0 .Not in Universe 1 .Yes 2 .No		
D KIDRRYN2 Reciprocity of railroad retirement income for children. Month 2 of the reference period	1	3735
U Children age 0-17 years old V 0 .Not in universe 1 .Yes 2 .No		
D KIDRRYN3 Reciprocity of railroad retirement income for children. Month 3 of the reference period	1	3736
L Children age 0-17 years old V 0 .Not in universe 1 .Yes 2 .No		
D KIDRRYN4 Reciprocity of railroad retirement income for children. Month 4 of the reference period	1	3737
U Children age 0-17 years old V 0 .Not in universe 1 .Yes 2 .No		
D KDRRAMT1 Amount of railroad retirement income	4	3738

GENERAL TYPE 1

DATA	SIZE	BEGIN
		received for children. Month 1 of the reference period Range = -9,5000. In dollars.
U Children age 0-17 years old		
V -009 .Not in universe		
D KORRAMT2	4	3742
		Amount of railroad retirement income received for children. Month 2 of the reference period Range = -9,5000. In dollars.
U Children age 0-17 years old		
V -009 .Not in universe		
D KORRAMT3	4	3746
		Amount of railroad retirement income received for children. Month 3 of the reference period Range = -9,5000. In dollars.
U Children age 0-17 years old		
V -009 .Not in universe		
D KORRAMT4	4	3750
		Amount of railroad retirement income received for children. Month 4 of the reference period Range = -9,5000. In dollars.
U Children age 0-17 years old		
V -009 .Not in universe		
D RRRECIND	1	3754
		Railroad retirement reciprocity indicator
U All persons, including children		
V 0 .Not in universe		
1 .Adult benefits received in own name only		
2 .Only adult benefits received jointly with spouse		
3 .Only child benefits received		
4 .Adult benefits received in own name and child benefits received		
5 .Adult benefits received jointly with spouse and child benefits received		
D RR3004	1	3755
		Check item A2 Is ... a designated parent or guardian of children under age 18
U Persons 15 years or older		

GENERAL TYPE 1

DATA	SIZE	BEGIN
V C .Not in universe		
1 .Yes		
2 .No		
D RR3006	1	3756
During this 4-month period, were any separate payments from railroad retirement received especially for the children		
U Persons 15 years or older receiving railroad retirement		
V C .Not in universe		
1 .Yes		
2 .No		
D RR3008	1	3757
Did ... also receive a separate payment for (himself/herself) during any of these months		
U Persons 15 years or older receiving railroad retirement		
V C .Not in universe		
1 .Yes		
2 .No - skip to SC3073 through SC3084		
D RR3012	1	3758
Did ... receive railroad retirement jointly with ...'s spouse		
U Married Persons 15 years or older receiving railroad retirement		
V C .Not in universe		
1 .Yes		
2 .No - skip to SC3016 through SC3030		
D RR3014	1	3759
Check item A4		
Has information about the amount received by ... from railroad retirement been recorded during an interview for ...'s spouse		
U Married persons 15 years or older receiving railroad retirement		
V C .Not in universe		
1 .Yes - skip to next ISS code		
2 .No		
D RR3064	2	3760
Railroad retirement sends out two types of checks; which color check does ...		

332

GENERAL TYPE 1

DATA SIZE BEGIN

receive.

Range = -1,3

U Persons age 15 years or older receiving
railroad retirement

V -1 .Dk

00 .Not in universe

01 .Green

02 .Gold

03 .Other

D RR3064 2 3762

Do ...'s payments usually come on
the first of the month or the third.

Range = -1,3

U Persons age 15 years or older receiving
railroad retirement

V -1 .Dk

00 .Not in universe

01 .First

02 .Third

03 .Other

D RR3068 1 3764

Check item A9

Were railroad retirement payments
received especially for the children

U Children age 0-17 years old receiving
railroad retirement

V 0 .Not in universe

1 .Yes

2 .No - skip to next ISS code

D RR3086 1 3765

Were all children living here
covered by these payments

U Children age 0-17 years old receiving
railroad retirement

V 0 .Not in universe

1 .Yes - skip to next ISS code

2 .No

* *
* The next 6 fields (RR3088 through *
* RR3098) are possible answers to *
* the question: *
* *
* Which children were covered *
* *

GENERAL TYPE :

DATA	SIZE	BEGIN
D RR3086	3	3766
Person No. 101-999		
U Children age 0-17 years old receiving railroad retirement		
V 000 .Not in universe		
D RR3090	3	3769
Person No. 101-999		
U Children age 0-17 years old receiving railroad retirement		
V 000 .Not in universe		
D RR3092	3	3772
Person No. 101-999		
U Children age 0-17 years old receiving railroad retirement		
V 000 .Not in universe		
D RR3094	3	3775
Person No. 101-999		
U Children age 0-17 years old receiving railroad retirement		
V 000 .Not in universe		
D RR3096	3	3778
Person No. 101-999		
U Children age 0-17 years old receiving railroad retirement		
V 000 .Not in universe		
D RR3098	3	3781
Person No. 101-999		
U Children age 0-17 years old receiving railroad retirement		
V 000 .Not in universe		
D IO2IMP01	1	3784
Railroad retirement imputation flag 1		
Imputation of field IO2AMT1		
V 0 .Not imputed		
1 .Imputed		
D IO2IMP02	1	3785
Railroad retirement imputation flag 2		
Imputation of field IO2AMT2		
V 0 .Not imputed		
1 .Imputed		
D IO2IMP03	1	3786
Railroad retirement imputation flag 3		

352

GENERAL TYPE 1

DATA	SIZE	BEGIN
Imputation of field IO2AMT3		
V 0		.Not imputed
1		.Imputed
D IO2IMP04	1	3787
Railroad retirement imputation flag 4		
Imputation of field IO2AMT4		
V 0		.Not imputed
1		.Imputed
D IO2IMP05	1	3788
Railroad retirement imputation flag 5		
Imputation of field RR3008		
V 0		.Not imputed
1		.Imputed
D IO2IMP06	1	3789
Railroad retirement imputation flag 6		
Imputation of field KDRRAMT1		
V 0		.Not imputed
1		.Imputed
D IO2IMP07	1	3790
Railroad retirement imputation flag 7		
Imputation of field KDRRAMT2		
V 0		.Not imputed
1		.Imputed
D IO2IMP08	1	3791
Railroad retirement imputation flag 8		
Imputation of field KDRRAMT3		
V 0		.Not imputed
1		.Imputed
D IO2IMP09	1	3792
Railroad retirement imputation flag 9		
Imputation of field KDRRAMT4		
V 0		.Not imputed
1		.Imputed
D IO3REC1	1	3793
Reciprocity of Federal SSI income.		
Month 1 of the reference period		
U Persons 15 years old or older		
V 0		.Not in universe
1		.Yes
2		.No

GENERAL TYPE :

DATA	SIZE	BEGIN
D 103REC2	1	3794
Reciency of Federal SSI income.		
Month 2 of the reference period		
U Persons 15 years old or older		
V 0 .Not in universe		
1 .Yes		
2 .No		
D 103REC3	1	3795
Reciency of Federal SSI income.		
Month 3 of the reference period		
U Persons 15 years old or older		
V 0 .Not in universe		
1 .Yes		
2 .No		
D 103REC4	1	3796
Reciency of Federal SSI income.		
Month 4 of the reference period		
U Persons 15 years old or older		
V 0 .Not in universe		
1 .Yes		
2 .No		
D 103AMT1	5	3797
Amount of Federal SSI income received.		
Month 1 of the reference period		
Range = -9,33332		
U Persons 15 years old or older		
V -0007 .Not in universe		
D 103AMT2	5	3802
Amount of Federal SSI income received.		
Month 2 of the reference period		
Range = -9,33332		
U Persons 15 years old or older		
V -0009 .Not in universe		
D 103AMT3	5	3807
Amount of Federal SSI income received.		
Month 3 of the reference period		
Range = -9,33332		
U Persons 15 years old or older		
V -0009 .Not in universe		
D 103AMT4	5	3812
Amount of Federal SSI income received.		
Month 4 of the reference period		
Range = -9,33332		

GENERAL TYPE 1

DATA	SIZE	BEGIN
U Persons 15 years old or older		
V 0009 .Not in universe		
D I03IMP01	1	3817
Federal SSI imputation flag 1		
Imputation of field I03AMT1		
V 0 .Not imputed		
1 .Imputed		
D I03IMP02	1	3818
Federal SSI imputation flag 2		
Imputation of field I03AMT2		
V 0 .Not imputed		
1 .Imputed		
D I03IMP03	1	3819
Federal SSI imputation flag 3		
Imputation of field I03AMT3		
V 0 .Not imputed		
1 .Imputed		
D I03IMP04	1	3820
Federal SSI imputation flag 4		
Imputation of field I03AMT4		
V 0 .Not imputed		
1 .Imputed		
C I05REC1	1	3821
Reciprocity of State unemployment		
compensation income. Month 1		
of the reference period		
U Persons 15 years old or older		
V 0 .Not in universe		
1 .Yes		
2 .No		
D I05REC2	1	3822
Reciprocity of State unemployment		
compensation income. Month 2		
of the reference period		
U Persons 15 years old or older		
V 0 .Not in universe		
1 .Yes		
2 .No		
D I05REC3	1	3823
Reciprocity of State unemployment		
compensation income. Month 3		

DATA SIZE BEGIN

of the reference period

U Persons 15 years old or older

V 0 .Not in universe

1 .Yes

2 .No

D 105REC4 1 3824

Reciprocity of State unemployment
compensation income. Month 4
of the reference period

L Persons 15 years old or older

V 0 .Not in universe

1 .Yes

2 .No

D 105AMP1 5 3825

Amount of State unemployment
compensation income received.
Month 1 of the reference period
Range = -9,33332

U Persons 15 years old or older

V -0009 .Not in universe

D 105AMT2 5 3830

Amount of State unemployment
compensation income received.
Month 2 of the reference period
Range = -9,33332

U Persons 15 years old or older

V -0009 .Not in universe

D 105AMT3 5 3835

Amount of State unemployment
compensation income received.
Month 3 of the reference period
Range = -9,33332

U Persons 15 years old or older

V -0009 .Not in universe

D 105AMT4 5 3840

Amount of State unemployment
compensation income received.
Month 4 of the reference period
Range = -9,33332

U Persons 15 years old or older

V -0009 .Not in universe

D 105IMFD1 1 3845

State unemployment compensation

GENERAL TYPE 1

DATA	SIZE	BEGIN
imputation flag 1 Imputation of field IQ5AMT1		
V 0		.Not imputed
1		.Imputed
D IQ5IMP02	1	3846
State unemployment compensation imputation flag 2 Imputation of field IQ5AMT2		
V 0		.Not imputed
1		.Imputed
D IQ5IMP03	1	3847
State unemployment compensation imputation flag 3 Imputation of field IQ5AMT3		
V 0		.Not imputed
1		.Imputed
-D IQ5IMP04	1	3848
State unemployment compensation imputation flag 4 Imputation of field IQ5AMT4		
V 0		.Not imputed
1		.Imputed
D IQ6REC1	1	3849
Reciprocity of supplemental unemployment benefits. Month 1 of the reference period		
U		Persons 15 years old or older
V 0		.Not in universe
1		.Yes
2		.No
D IQ6REC2	1	3850
Reciprocity of supplemental unemployment benefits. Month 2 of the reference period		
U		Persons 15 years old or older
V 0		.Not in universe
1		.Yes
2		.No
D IQ6REC3	1	3851
Reciprocity of supplemental unemployment benefits. Month 3 of the reference period		

GENERAL TYPE 1

DATA	SIZE	BEGIN
U Persons 15 years old or older		
V 0 .Not in universe		
1 .Yes		
2 .No		
D IO6RECA	1	3857
Reciency of supplemental unemployment benefits. Month 4 of the reference period		
U Persons 15 years old or older		
V 0 .Not in universe		
1 .Yes		
2 .No		
D IO6AMT1	5	3857
Amount of supplemental unemployment benefits. Month 1 of the reference period		
Range = -9,33332		
U Persons 15 years old or older		
V -0009 .Not in universe		
D IO6AMT2	5	3858
Amount of supplemental unemployment benefits. Month 2 of the reference period		
Range = -9,33332		
U Persons 15 years old or older		
V -0009 .Not in universe		
D IO6AMT3	5	3863
Amount of supplemental unemployment benefits. Month 3 of the reference period		
Range = -9,33332		
U Persons 15 years old or older		
V -0009 .Not in universe		
D IO6AMT4	5	3865
Amount of supplemental unemployment benefits. Month 4 of the reference period		
Range = -9,33332		
U Persons 15 years old or older		
V -0009 .Not in universe		
D IO6IMPD1	1	3873
Supplemental unemployment benefits imputation flag 1		

GENERAL TYPE 1

DATA	SIZE	BEGIN
Imputation of field I06AMT1		
V 0		.Not imputed
1		.Imputed
D I06IMP02	1	3874
Supplemental unemployment benefits imputation flag 2		
Imputation of field I06AMT2		
V 0		.Not imputed
1		.Imputed
D I06IMP03	1	3875
Supplemental unemployment benefits imputation flag 3		
Imputation of field I06AMT3		
V 0		.Not imputed
1		.Imputed
D I06IMP04	1	3876
Supplemental unemployment benefits imputation flag 4		
Imputation of field I06AMT4		
V 0		.Not imputed
1		.Imputed
D I07REC1	1	3877
Reciprocity of other unemployment compensation. Month 1 of the reference period		
U Persons 15 years old or older		
V 0		.Not in universe
1		.Yes
2		.No
D I07REC2	1	3878
Reciprocity of other unemployment compensation. Month 2 of the reference period		
U Persons 15 years old or older		
V 0		.Not in universe
1		.Yes
2		.No
D I07REC3	1	3879
Reciprocity of other unemployment compensation. Month 3 of the reference period		
U Persons 15 years old or older		

GENERAL TYPE 1

DATA	SIZE	BEGIN
V 0 .Not in universe		
1 .Yes		
2 .No		
D 107REC4	1	3880
Reciprocity of other unemployment compensation, Month 4 of the reference period		
U Persons 15 years old or older		
V 0 .Not in universe		
1 .Yes		
2 .No		
D 107AMT1	5	3881
Amount of other unemployment compensation received, Month 1 of the reference period		
Range = -9,33332		
U Persons 15 years old or older		
V -0029 .Not in universe		
D 107AMT2	5	3886
Amount of other unemployment compensation income received, Month 2 of the reference period		
Range = -9,33332		
U Persons 15 years old or older		
V -0007 .Not in universe		
D 107AMT3	5	3891
Amount of other unemployment compensation received, Month 3 of the reference period		
Range = -9,33332		
U Persons 15 years old or older		
V -0009 .Not in universe		
D 107AMT4	5	3896
Amount of other unemployment compensation received, Month 4 of the reference period		
Range = -9,33332		
U Persons 15 years old or older		
V -0009 .Not in universe		
D 1071MP01	1	3901
Other unemployment compensation imputation files 1		
Imputation of field 107AMT1		

34C

GENERAL TYPE 1

DATA	SIZE	BEGIN
V 0 .Not imputed 1 .Imputed		
D 1071MF02	1	3902
Other unemployment compensation imputation flag 2 Imputation of field 107AMT2		
V 0 .Not imputed 1 .Imputed		
D 1071MF03	1	3903
Other unemployment compensation imputation flag 3 Imputation of field 107AMT3		
V 0 .Not imputed 1 .Imputed		
D 1071MF04	1	3904
Other unemployment compensation imputation flag 4 Imputation of field 107AMT4		
V 0 .Not imputed 1 .Imputed		
D 108REC1	1	3905
Reciprocity of Veterans compensation or pension income. Month 1 of the reference period		
U Persons 15 years old and older		
V 0 .Not in universe 1 .Yes 2 .No		
D 108REC2	1	3906
Reciprocity of Veterans compensation or pension income. Month 2 of the reference period		
U Persons 15 years old and older		
V 0 .Not in universe 1 .Yes 2 .No		
D 108REC3	1	3907
Reciprocity of Veterans compensation or pension income. Month 3 of the reference period		
U Persons 15 years old and older		
V 0 .Not in universe		

DATA	SIZE	BEGIN
1 .Yes		
2 .No		
D 10BREC4	1	3908
Reciency of Veterans compensation or pension income. Month 4 of the reference period		
U Persons 15 years old and older		
V 0 .Not in universe		
1 .Yes		
2 .No		
D 10BAMT1	5	3909
Amount of Veterans compensation or pens or income received. Month 1 of the reference period		
Range = -9,33332		
U Persons 15 years old and older		
V -0009 .Not in universe		
D 10BAMT2	5	3914
Amount of Veterans compensation or pens or income received. Month 2 of the reference period		
Range = -9,33332		
U Persons 15 years old and older		
V -0007 .Not in universe		
D 10BAMT3	5	3919
Amount of Veterans compensation or pension income received. Month 3 of the reference period		
Range = -9,33332		
U Persons 15 years old and older		
V -0009 .Not in universe		
D 10BAMT4	5	3924
Amount of Veterans compensation or pension income received. Month 4 of the reference period		
Range = -9,33332		
U Persons 15 years old and older		
V -0009 .Not in universe		
D VET3034	1	3929
Were all the people living here covered by ...'s payments		
U Persons age 15 years or older receiving Veterans compensation or pension		

GENERAL TYPE 1

DATA	SIZE	BEGIN
------	------	-------

V 0 .Not in universe
 1 .Yes - skip to next income source
 2 .No

* * * * *
 * The next 10 fields (VET3036 through *
 * VET3054) are possible answers to the *
 * question: *
 * * * * *
 * Which persons were covered *
 * * * * *

D VET3036	3	3930
-----------	---	------

Person No. 101-999

U All persons, including children,
 receiving Veterans compensation
 or pension

V 000 .Not in universe

D VET3036	3	3933
-----------	---	------

Person No. 101-999

U All persons, including children,
 receiving Veterans compensation
 or pension

V 000 .Not in universe

D VET3040	3	3936
-----------	---	------

Person No. 101-999

U All persons, including children,
 receiving Veterans compensation
 or pension

V 000 .Not in universe

D VET3042	3	3939
-----------	---	------

Person No. 101-999

U All persons, including children,
 receiving Veterans compensation
 or pension

V 000 .Not in universe

D VET3044	3	3942
-----------	---	------

Person No. 101-999

U All persons, including children,
 receiving Veterans compensation
 or pension

V 000 .Not in universe

D VET3046	3	3945
-----------	---	------

Person No. 101-999

GENERAL TYPE

DATA	SIZE	BEGIN
U All persons, including children, receiving Veterans compensation or pension		
V 000 .Not in universe		
D VET3048	3	3948
Person No. 101-999		
U All persons, including children, receiving Veterans compensation or pension		
V 000 .Not in universe		
D VET3050	3	3951
Person No. 101-999		
U All persons, including children, receiving Veterans compensation or pension		
V 000 .Not in universe		
D VET3052	3	3954
Person No. 101-999		
U All persons, including children, receiving Veterans compensation or pension		
V 000 .Not in universe		
D VET3054	3	3957
Person No. 101-999		
U All persons, including children, receiving Veterans compensation or pension		
V 000 .Not in universe		
D VET3060	2	3960
Is ... required to fill out an annual income questionnaire for the Veterans Administration		
U Persons age 15 years or older receiving Veterans compensation or pension		
V -1 .OK - skip to next ISS code		
00 .Not in universe		
01 .Yes - skip to next ISS code		
02 .No - skip to next ISS code		
D IOBIMPD1	1	3962
Veterans compensation or pension imputation flag 1 Imputation of field IOBAMT1		
V 0 .Not imputed		
1 .Imputed		

GENERAL TYPE 1

DATA	SIZE	BEGIN
D 106IMP02	1	3963
Veterans compensation or pension imputation flag 2		
Imputation of field 106AMT2		
V 0	.Not Imputed	
1	.Imputed	
D 108IMP03	1	3964
Veterans compensation or pension imputation flag 3		
Imputation of field 108AMT3		
V 0	.Not imputed	
1	.Imputed	
D 108IMP04	1	3965
Veterans compensation or pension imputation flag 4		
Imputation of field 108AMT4		
V 0	.Not imputed	
1	.Imputed	
D 110REC1	1	3966
Reciprocity of workers compensation.		
Month 1 of the reference period		
U Persons 15 years old and older		
V 0	.Not in universe	
1	.Yes	
2	.No	
D 110REC2	1	3967
Reciprocity of workers compensation.		
Month 2 of the reference period		
U Persons 15 years old and older		
V 0	.Not in universe	
1	.Yes	
2	.No	
D 110REC3	1	3968
Reciprocity of workers compensation.		
Month 3 of the reference period		
U Persons 15 years old and older		
V 0	.Not in universe	
1	.Yes	
2	.No	
D 110REC4	1	3969
Reciprocity of workers compensation.		
Month 4 of the reference period		

GENERAL TYPE

DATA	SIZE	BEGIN
U Persons 15 years old and older		
V 0 .Not in universe		
1 .Yes		
2 .No		
D I10AMT1	5	3970
Amount of workers compensation received.		
Month 1 of the reference period		
Range = -9,33332		
U Persons 15 years old and older		
V -0009 .Not in universe		
D I10AMT2	5	3975
Amount of workers compensation received.		
Month 2 of the reference period		
Range = -9,33332		
U Persons 15 years old and older		
V -0009 .Not in universe		
D I10AMT3	5	3980
Amount of workers compensation received.		
Month 3 of the reference period		
Range = -9,33332		
U Persons 15 years old and older		
V -0009 .Not in universe		
D I10AMT4	5	3985
Amount of workers compensation received.		
Month 4 of the reference period		
Range = -9,33332		
U Persons 15 years old and older		
V -0009 .Not in universe		
D I10IMP01	1	3990
Workers compensation imputation flag 1		
Imputation of field I10AMT1		
V 0 .Not imputed		
1 .Imputed		
D I10IMP02	1	3991
Workers compensation imputation flag 2		
Imputation of field I10AMT2		
V 0 .Not imputed		
1 .Imputed		
D I10IMP03	1	3992
Workers compensation imputation flag 3		
Imputation of field I10AMT3		
V 0 .Not imputed		
1 .Imputed		

GENERAL TYPE 1

DATA	SIZE	BEGIN
D 110IMP04	1	3993
Workers compensation imputation flag & Imputation of field 110AMT4		
V 0	.Not imputed	
1	.Imputed	
D 112REC1	1	3994
Reciprocity of employer or union sickness payments. Month 1 of the reference period		
U	Persons 15 years old and older	
V 0	.Not in universe	
1	.Yes	
2	.No	
D 112REC2	1	3995
Reciprocity of employer or union sickness payments. Month 2 of the reference period		
U	Persons 15 years old and older	
V 0	.Not in universe	
1	.Yes	
2	.No	
D 112REC3	1	3996
Reciprocity of employer or union sickness payments. Month 3 of the reference period		
U	Persons 15 years old and older	
V 0	.Not in universe	
1	.Yes	
2	.No	
D 112REC4	1	3997
Reciprocity of employer or union sickness payments. Month 4 of the reference period		
U	Persons 15 years old and older	
V 0	.Not in universe	
1	.Yes	
2	.No	
D 112AMT1	5	3998
Amount of employer or union sickness payments received. Month 1 of the reference period		
Range = -9,33332		
U	Persons 15 years old and older	
V 0	.Not in universe	

DATA	SIZE	BEGIN
D I12AMT2	5	4003
Amount of employer or union sickness payments received. Month 2 of the reference period		
Range = -9,33332		
U	Persons 15 years old and older	
V -0009	.Not in universe	
D I12AMT3	5	4006
Amount of employer or union sickness payments received. Month 3 of the reference period		
Range = -9,33332		
L	Persons 15 years old and older	
V -0009	.Not in universe	
D I12AMT4	5	4013
Amount of employer or union sickness payments received. Month 4 of the reference period		
Range = -9,33332		
L	Persons 15 years old and older	
V -0009	.Not in universe	
D I12IMP01	1	4018
Employer or union sickness plan imputation flag 1		
Imputation of field I12AMT1		
V 0	.Not imputed	
1	.Imputed	
D I12IMP02	1	4019
Employer or union sickness plan imputation flag 2		
Imputation of field I12AMT2		
V 0	.Not imputed	
1	.Imputed	
D I12IMP03	1	4020
Employer or union sickness plan imputation flag 3		
Imputation of field I12AMT3		
V 0	.Not imputed	
1	.Imputed	
D I12IMP04	1	4021
Employer or union sickness plan imputation flag 4		
Imputation of field I12AMT4		

GENERAL TYPE :

DATA	SIZE	BEGIN
------	------	-------

V 0 .Not imputed
1 .Imputed

D 113REC1 1 4022
 Recipiency of private disability
 insurance income. Month 1 of the
 reference period

U Persons 15 years old and older

V 0 .Not in universe

1 .Yes

2 .No

D 113REC2 1 4023
 Recipiency of private disability
 insurance income. Month 2 of the
 reference period

U Persons 15 years old and older

V 0 .Not in universe

1 .Yes

2 .No

D 113REC3 1 4024
 Recipiency of private disability
 insurance income. Month 3 of the
 reference period

U Persons 15 years old and older

V 0 .Not in universe

1 .Yes

2 .No

D 113REC4 1 4025
 Recipiency of private disability
 insurance income. Month 4 of the
 reference period

U Persons 15 years old and older

V 0 .Not in universe

1 .Yes

2 .No

D 113AMT1 5 4026
 Amount of private disability insurance
 income received. Month 1 of the
 reference period

Range = -9,33332

U Persons 15 years old or older

V -0009 .Not in universe

D 113AMT2 5 4031
 Amount of private disability insurance

DATA	SIZE	BEGIN
income received. Month 2 of the reference period Range = -9,33332		
U Persons 15 years old or older		
V -0009 .Not in universe		
D I13AMT3	5	4036
Amount of private disability insurance income received. Month 3 of the reference period Range = -9,33332		
U Persons 15 years old or older		
V -0009 .Not in universe		
D I13AMT4	5	4041
Amount of private disability insurance income received. Month 4 of the reference period Range = -9,33332		
U Persons 15 years old and older		
V -0009 .Not in universe		
D I13IMP01	1	4046
Private disability insurance imputation flag 1 Imputation of field I13AMT1		
V 0 .Not imputed		
1 .Imputed		
D I13IMP02	1	4047
Private disability insurance imputation flag 2 Imputation of field I13AMT2		
V 0 .Not imputed		
1 .Imputed		
D I13IMP03	1	4048
Private disability insurance imputation flag 3 Imputation of field I13AMT3		
V 0 .Not imputed		
1 .Imputed		
D I13IMP04	1	4049
Private disability insurance imputation flag 4 Imputation of field I13AMT4		
V 0 .Not imputed		
1 .Imputed		

353

GENERAL TYPE 1

DATA	SIZE	BEGIN
D 120REC1	1	4050
Reciency of AFDC income.		
Month 1 of the reference period		
U Persons 15 years old or older		
V 0 .Not in universe		
1 .Yes		
2 .No		
D 120REC2	1	4051
Reciency of AFDC income.		
Month 2 of the reference period		
U Persons 15 years old or older		
V 0 .Not in universe		
1 .Yes		
2 .No		
D 120REC3	1	4052
Reciency of AFDC income.		
Month 3 of the reference period		
U Persons 15 years old or older		
V 0 .Not in universe		
1 .Yes		
2 .No		
D 120REC4	1	4053
Reciency of AFDC income.		
Month 4 of the reference period		
U Persons 15 years old or older		
V 0 .Not in universe		
1 .Yes		
2 .No		
D 120AMT1	6	4054
Amount of AFDC income received.		
Month 1 of the reference period		
Range = -9,99999		
U Persons 15 years old or older		
V -00009 .Not in universe		
D 120AMT2	6	4060
Amount of AFDC income received.		
Month 2 of the reference period		
Range = -9,99999		
U Persons 15 years old or older		
V -00009 .Not in universe		

GENERAL TYPE

DATA	SIZE	BEGIN
D 120AMT3	6	4066
Amount of AFDC income received, Month 3 of the reference period Range = -9,99999		
U	Persons 15 years old or older	
V	-00009 .Not in universe	
D 120AMT4	6	4072
Amount of AFDC income received, Month 4 of the reference period Range = -9,99999		
U	Persons 15 years old or older	
V	-00009 .Not in universe	
D AFDC3034	1	4076
Were all the people living here covered by ...'s payments		
U	Persons age 15 years or older receiving AFDC	
V	0 .Not in universe	
	1 .Yes - skip to next income source	
	2 .No	
*		*
* The next 10 fields (AFDC3036 through *		
* AFDC3054) are possible answers to *		
* the question: *		
*		*
* Which persons were covered *		
*		*
D AFDC3036	3	4079
Person No. 101-999 See Appendix D		
U	All persons, including children, receiving AFDC	
V	000 .Not in universe	
D AFDC3038	3	4082
Person No. 101-999 See Appendix D		
U	All persons, including children, receiving AFDC	
V	000 .Not in universe	

GENERAL TYPE 1

DATA	SIZE	BEGIN
D AFDC3040	3	4085
Person No. 101-999		
U All persons, including children, receiving AFDC		
V 000 .Not in universe		
D AFDC3042	3	4088
Person No. 101-999		
U All persons, including children, receiving AFDC		
V 000 .Not in universe		
D AFDC3044	3	4091
Person No. 101-999		
U All persons, including children, receiving AFDC		
V 000 .Not in universe		
D AFDC3046	3	4094
Person No. 101-999		
U All persons, including children, receiving AFDC		
V 000 .Not in universe		
D AFDC3048	3	4097
Person No. 101-999		
U All persons, including children, receiving AFDC		
V 000 .Not in universe		
D AFDC3050	3	4100
Person No. 101-999		
U All persons, including children, receiving AFDC		
V 000 .Not in universe		
D AFDC3052	3	4103
Person No. 101-999		
U All persons, including children, receiving AFDC		
V 000 .Not in universe		
D AFDC3054	3	4106
Person No. 101-999		
U All persons, including children, receiving AFDC		
V 000 .Not in universe		

GENERAL TYPE

DATA	SIZE	BEGIN
D I20IMP01	1	4109
AFDC imputation flag 1		
Imputation of field I20AMT1		
V 0	.Not imputed	
1	.Imputed	
D I20IMP02	1	4110
AFDC imputation flag 2		
Imputation of field I20AMT2		
V 0	.Not imputed	
1	.Imputed	
D I20IMP03	1	4111
AFDC imputation flag 3		
Imputation of field I20AMT3		
V 0	.Not imputed	
1	.Imputed	
D I20IMP04	1	4112
AFDC imputation flag 4		
Imputation of field I20AMT4		
V 0	.Not imputed	
1	.Imputed	
D I21REC1	1	4113
Reciprocity of general assistance income.		
Month 1 of the reference period		
U	Persons 15 years old or older	
V 0	.Not in universe	
1	.Yes	
2	.No	
D I21REC2	1	4114
Reciprocity of general assistance income.		
Month 2 of the reference period		
U	Persons 15 years old or older	
V 0	.Not in universe	
1	.Yes	
2	.No	
D I21REC3	1	4115
Reciprocity of general assistance income.		
Month 3 of the reference period		
U	Persons 15 years old or older	
V 0	.Not in universe	
1	.Yes	
2	.No	
D I21REC4	1	4116
Reciprocity of general assistance income.		

GENERAL TYPE 1

DATA	SIZE	BEGIN
------	------	-------

Month 4 of the reference period

U Persons 15 years old or older

V 0 .Not in universe

1 .Yes

2 .No

D I21AMT1	5	4117
-----------	---	------

Amount of general assistance income received. Month 1 of the reference period

Range = -9,33332

U Persons 15 years old or older

V -0009 .Not in universe

D I21AMT2	5	4122
-----------	---	------

Amount of general assistance income received. Month 2 of the reference period

Range = -9,33332

U Persons 15 years old or older

V -0009 .Not in universe

D I21AMT3	5	4127
-----------	---	------

Amount of general assistance income received. Month 3 of the reference period

Range = -9,33332

U Persons 15 years old or older

V -0009 .Not in universe

D I21AMT4	5	4132
-----------	---	------

Amount of general assistance income received. Month 4 of the reference period

Range = -9,33332

U Persons 15 years old or older

V -0009 .Not in universe

D GA3034	1	4137
----------	---	------

Were all the people living here covered by ...'s payments

U Persons age 15 years or older receiving general assistance income

V 0 .Not in universe

1 .Yes - skip to next income source

2 .No

*

*

* The next 10 fields (GA3036 through *

GENERAL TYPE

DATA	SIZE	BEGIN
* GA3054) are possible answers to the		*
* question:		*
* Which persons were covered		*
*		*
D GA3036	3	4138
Person No. 101-999		
U All persons, including children,		
receiving general assistance income		
V 000 .Not in universe		
D GA3038	3	4141
U All persons, including children,		
receiving general assistance income		
V 000 .Not in universe		
D GA3040	3	4144
Person No. 101-999		
U All persons, including children,		
receiving general assistance income		
V 000 .Not in universe		
D GA3042	3	4147
Person No. 101-999		
U All persons, including children,		
receiving general assistance income		
V 000 .Not in universe		
D GA3044	3	4150
Person No. 101-999		
U All persons, including children,		
receiving general assistance income		
V 000 .Not in universe		
D GA3046	3	4153
Person No. 101-999		
U All persons, including children,		
receiving general assistance income		
V 000 .Not in universe		
D GA3048	3	4156
Person No. 101-999		
U All persons, including children,		
receiving general assistance income		
V 000 .Not in universe		
D GA3050	3	4159
Person No. 101-999		

GENERAL TYPE 1

DATA	SIZE	BEGIN
U All persons, including children, receiving general assistance income		
V 000 .Not in universe		
D GA3052	3	4162
Person No. 101-999		
U All persons, including children, receiving general assistance income		
V 000 .Not in universe		
D GA3054	3	4165
Person No. 101-999		
U All persons, including children, receiving general assistance income		
V 000 .Not in universe		
D I21IMF01	1	4168
General assistance imputation flag 1		
Imputation of field I21AMT1		
V 0 .Not imputed		
1 .Imputed		
D I21IMF02	1	4169
General assistance imputation flag 2		
Imputation of field I21AMT2		
V 0 .Not imputed		
1 .Imputed		
D I21IMF03	1	4170
General assistance imputation flag 3		
Imputation of field I21AMT3		
V 0 .Not imputed		
1 .Imputed		
D I21IMF04	1	4171
General assistance imputation flag 4		
Imputation of field I21AMT4		
V 0 .Not imputed		
1 .Imputed		
D I23REC1	1	4172
Reciprocity of foster child care payments. Month 1 of the reference period		
Month 1 of the reference period		
U Persons 15 years old or older		
V 0 .Not in universe		
1 .Yes		
2 .No		

GENERAL TYPE

DATA	SIZE	BEGIN
D I23REC2	1	4173
Reciprocity of foster child care payments. Month 2 of the reference period		
U Persons 15 years old or older		
V 0 .Not in universe		
1 .Yes		
2 .No		
D I23REC3	1	4174
Reciprocity of foster child care payments. Month 3 of the reference period		
U Persons 15 years old or older		
V 0 .Not in universe		
1 .Yes		
2 .No		
D I23REC4	1	4175
Reciprocity of foster child care payments. Month 4 of the reference period		
U Persons 15 years old or older		
V 0 .Not in universe		
1 .Yes		
2 .No		
D I23AMT1	5	4176
Amount of foster child care payments received. Month 1 of the reference period		
Range = -9,33332		
U Persons 15 years old or older		
V -0009 .Not in universe		
D I23AMT2	5	4181
Amount of foster child care payments received. Month 2 of the reference period		
Range = -9,33332		
U Persons 15 years old or older		
V -0009 .Not in universe		
D I23AMT3	5	4184
Amount of foster child care payments received. Month 3 of the reference period		
Range = -9,33332		
U Persons 15 years old or older		
V -0009 .Not in universe		

GENERAL TYPE :

DATA	SIZE	BEGIN
D I23AMT4	5	4191
Amount of foster child care payments received. Month 4 of the reference period		
Range = -9.33332		
U	Persons 15 years old or older	
V	-0009 .Not in universe	
D FCC3034	1	4196
Were all the people living here covered by ...'s payments		
U	Persons age 15 years or older receiving foster child care payments	
V	0 .Not in universe	
1 .Yes - skip to next income source		
2 .No		
*		*
* The next 10 fields (FCC3036 through		
* FCC3054) are possible answers to		
* the question:		
*		*
* Which persons were covered		
*		*
D FCC3036	3	4197
Person No. 101-999		
U	All persons, including children, receiving foster child care payments	
V	000 .Not in universe	
D FCC3038	3	4200
Person No. 101-999		
U	All persons, including children, receiving foster child care payments	
V	000 .Not in universe	
D FCC3040	3	4203
Person No. 101-999		
U	All persons, including children, receiving foster child care payments	
V	000 .Not in universe	
D FCC3042	3	4206
Person No. 101-999		
U	All persons, including children, receiving foster child care payments	
V	000 .Not in universe	

DATA	SIZE	BEGIN
D FCC3044	3	4209
Person No. 101-999		
U All persons, including children,		
receiving foster child care payments		
V 000 .Not in universe		
D FCC3046	3	4212
Person No. 101-999		
U All persons, including children,		
receiving foster child care payments		
V 000 .Not in universe		
D FCC3048	3	4215
U All persons, including children,		
receiving foster child care payments		
V 000 .Not in universe		
D FCC3050	3	4218
Person No. 101-999		
U All persons, including children,		
receiving foster child care payments		
V 000 .Not in universe		
D FCC3052	3	4221
Person No. 101-999		
U All persons, including children,		
receiving foster child care payments		
V 000 .Not in universe		
D FCC3054	3	4224
Person No. 101-999		
U All persons, including children,		
receiving foster child care payments		
V 000 .Not in universe		
C I23IMP01	1	4227
Foster child care imputation flag 1		
Imputation of field I23AMT1		
V 0 .Not imputed		
1 .Imputed		
D I23IMP02	1	4228
Foster child care imputation flag 2		
Imputation of field I23AMT2		
V 0 .Not imputed		
1 .Imputed		
D I23IMP03	1	4229
Foster child care imputation flag 3		

3&0

GENERAL TYPE 1

DATA SIZE BEGIN

Imputation of field I23AMT3

V 0 .Not imputed
1 .Imputed

D I23IMP04 1 4230

Foster child care imputation flag 4
Imputation of field I23AMT4

V 0 .Not imputed
1 .Imputed

D I24REC1 1 4231

Reciprocity of other welfare.
Month 1 of the reference period

U Persons 15 years old or older

V 0 .Not in universe
1 .Yes
2 .No

D I24REC2 1 4232

Reciprocity of other welfare.
Month 2 of the reference period

U Persons 15 years old or older

V 0 .Not in universe
1 .Yes
2 .No

D I24REC3 1 4233

Reciprocity of other welfare.
Month 3 of the reference period

U Persons 15 years old or older

V 0 .Not in universe
1 .Yes
2 .No

D I24REC4 1 4234

Reciprocity of other welfare.
Month 4 of the reference period

U Persons 15 years old or older

V 0 .Not in universe
1 .Yes
2 .No

D I24AMT1 5 4235

Amount of other welfare received.
Month 1 of the reference period
Range = -9,33332

U Persons 15 years old or older
V -0009 .Not in universe

DATA	SIZE	BEGIN
D I24AMT2	5	4240
Amount of other welfare received, Month 2 of the reference period Range = -9,33332		
U Persons 15 years old or older		
V -0009 .Not in universe		
D I24AMT3	5	4245
Amount of other welfare received, Month 3 of the reference period Range = -9,33332		
U Persons 15 years old or older		
V -0009 .Not in universe		
D I24AMT4	5	4250
Amount of other welfare received, Month 4 of the reference period Range = -9,33332		
U Persons 15 years old or older		
V -0009 .Not in universe		
D QW3034	1	4255
Were all the people living here covered by ...'s payments		
U Persons age 15 years or older receiving other welfare		
V 0 .Not in universe		
1 .Yes - skip to next income source		
2 .No		
*		*
* The next 10 fields (QW3036 through		
* QW3054) are possible answers to the		
* question:		
*		*
* Which persons were covered		
*		*
D QW3036	3	4256
Person No. 101-999		
U All persons, including children, receiving other welfare		
V 000 .Not in universe		
D QW3038	3	4259
Person No. 101-999		
U All persons, including children, receiving other welfare		
V 000 .Not in universe		

362

GENERAL TYPE 1

DATA	SIZE	BEGIN
D OW3040	3	4262
Person No. 101-999		
U All persons, including children, receiving other welfare		
V 000 .Not in universe		
D OW3042	3	4265
Person No. 101-999		
U All persons, including children, receiving other welfare		
V 000 .Not in universe		
D OW3044	3	4268
Person No. 101-999		
U All persons, including children, receiving other welfare		
V 000 .Not in universe		
D OW3046	3	4271
Person No. 101-999		
U All persons, including children, receiving other welfare		
V 000 .Not in universe		
D OW3048	3	4274
Person No. 101-999		
U All persons, including children, receiving other welfare		
V 000 .Not in universe		
D OW3050	3	4277
Person No. 101-999		
U All persons, including children, receiving other welfare		
V 000 .Not in universe		
D OW3052	3	4280
Person No. 101-999		
U All persons, including children, receiving other welfare		
V 000 .Not in universe		
D OW3054	3	4283
Person No. 101-999		
U All persons, including children, receiving other welfare		
V 000 .Not in universe		

DATA	SIZE	BEGIN
D I24IMP01	1	4286
Other welfare imputation flag 1		
Imputation of field I24AMT1		
V 0	.Not imputed	
1	.Imputed	
D I24IMP02	1	4287
Other welfare imputation flag 2		
Imputation of field I24AMT2		
V 0	.Not imputed	
1	.Imputed	
D I24IMP03	1	4288
Other welfare imputation flag 3		
Imputation of field I24AMT3		
V 0	.Not imputed	
1	.Imputed	
D I24IMP04	1	4289
Other welfare imputation flag 4		
Imputation of field I24AMT4		
V 0	.Not imputed	
1	.Imputed	
D WIC3138	1	4290
Did ... receive any WIC vouchers last		
month. Month 4		
U	Female 15 years old or older receiving WIC	
vouchers		
V 0	.No	
1	.Yes	
9	.Not in universe	
D WIC3140	1	4291
Did ... receive any WIC vouchers		
2 months ago. Month 3		
U	Female 15 years old or older receiving	
WIC vouchers		
V 0	.No	
1	.Yes	
9	.Not in universe	
D WIC3142	1	4292
Did ... receive any WIC vouchers		
3 months ago. Month 2		
U	Female 15 years old or older receiving	
WIC vouchers		
V 0	.No	
1	.Yes	
9	.Not in universe	

GENERAL TYPE 1

DATA	SIZE	BEGIN
D WIC3144	1	4293
Did ... receive any WIC vouchers 4 months ago. Month 1		
U Female 15 years old or older receiving WIC vouchers		
V D .No		
1 .Yes		
9 .Not in universe		
D I251MF01	1	4294
WIC imputation flag 1		
Imputation of field WIC3138		
V D .Not imputed		
1 .Imputed		
D I251MF02	1	4295
WIC imputation flag 2		
Imputation of field WIC3140		
V D .Not imputed		
1 .Imputed		
D I251MF03	1	4296
WIC imputation flag 3		
Imputation of field WIC3142		
V D .Not imputed		
1 .Imputed		
D I251MF04	1	4297
WIC imputation flag 4		
Imputation of field WIC3144		
V D .Not imputed		
1 .Imputed		
D I27REC1	1	4298
Reciprocity of food stamps.		
Month 1 of the reference period		
U Persons 15 years old or older		
V D .Not in universe		
1 .Yes		
2 .No		
D I27REC2	1	4299
Reciprocity of food stamps.		
Month 2 of the reference period		
U Persons 15 years old or older		
V D .Not in universe		
1 .Yes		
2 .No		

DATA	SIZE	BEGIN
D 127REC3	1	4300
Reciency of food stamps, Month 3 of the reference period		
U Persons 15 years old or older		
V 0 .Not in universe		
1 .Yes		
2 .No		
D 127REC4	1	4301
Reciency of food stamps, Month 4 of the reference period		
U Persons 15 years old or older		
V 0 .Not in universe		
1 .Yes		
2 .No		
D 127AMT1	5	4302
Amount of food stamps received, Month 1 of the reference period Range = -9,33332		
U Persons 15 years old or older		
V -0009 .Not in universe		
D 127AMT2	5	4307
Amount of food stamps received, Month 2 of the reference period Range = -9,33332		
U Persons 15 years old or older		
V -0009 .Not in universe		
D 127AMT3	5	4312
Amount of food stamps received, Month 3 of the reference period Range = -9,33332		
U Persons 15 years old or older		
V -0009 .Not in universe		
D 127AMT4	5	4317
Amount of food stamps received, Month 4 of the reference period Range = -9,33332		
U Persons 15 years old or older		
V -0009 .Not in universe		
D FS3100	1	4322
Were all the people living here covered under ...'s food stamp allotment		
U All persons, including children		

GENERAL TYPE 1

DATA	SIZE	BEGIN
------	------	-------

covered by food stamp allotment

V 0 .Not in universe

1 .Yes - skip to next income source

2 .No

* * * * *

* The next 10 fields (FS3102 through *
 * FS3120) are possible answers to the *
 * question: *
 * * * * *

* Which persons were covered *
 * * * * *

D FS3102	3	4323
----------	---	------

Person No. 101-999

U All persons, including children,
 covered by food stamp allotment

V 000 .Not in universe

D FS3104	3	4326
----------	---	------

Person No. 101-999

U All persons, including children,
 covered by food stamp allotment

V 000 .Not in universe

D FS3106	3	4329
----------	---	------

Person No. 101-999

U All persons, including children,
 covered by food stamp allotment

V 000 .Not in universe

D FS3108	3	4332
----------	---	------

Person No. 101-999

U All persons, including children,
 covered by food stamp allotment

V 000 .Not in universe

D FS3110	3	4335
----------	---	------

Person No. 101-999

U All persons, including children,
 covered by food stamp allotment

V 000 .Not in universe

D FS3112	3	4338
----------	---	------

Person No. 101-999

U All persons, including children,
 covered by food stamp allotment

V 000 .Not in universe

DATA	SIZE	BEGIN
D FS3114	3	4341
Person No. 101-999		
U All persons, including children, covered by food stamp allotment		
V 000 .Not in universe		
D FS3116	3	4344
Person No. 101-999		
U All persons, including children, covered by food stamp allotment		
V 000 .Not in universe		
D FS3118	3	4347
Person No. 101-999		
U All persons, including children, covered by food stamp allotment		
V 000 .Not in universe		
D FS3120	3	4350
Person No. 101-999		
U All persons, including children, covered by food stamp allotment		
V 000 .Not in universe		
D I27IMP01	1	4353
Food stamp imputation flag 1		
Imputation of field I27AMT1		
V 0 .Not imputed		
1 .Imputed		
D I27IMP02	1	4354
Food stamp imputation flag 2		
Imputation of field I27AMT2		
V 0 .Not imputed		
1 .Imputed		
D I27IMP03	1	4355
Food stamp imputation flag 3		
Imputation of field I27AMT3		
V 0 .Not imputed		
1 .Imputed		
D I27IMP04	1	4356
Food stamp imputation flag 4		
Imputation of field I27AMT4		
V 0 .Not imputed		
1 .Imputed		
D I28RECI	1	4357
Reciprocity of child support payments.		

368

GENERAL TYPE 1

DATA SIZE BEGIN

Month 1 of the reference period

U Persons 15 years old or older

V 0 .Not in universe

1 .Yes

2 .No

D I2BREC2 1 4358

Reciprocity of child support payments.

Month 2 of the reference period

U Persons 15 years old or older

V 0 .Not in universe

1 .Yes

2 .No

D I2BREC3 1 4357

Reciprocity of child support payments.

Month 3 of the reference period

U Persons 15 years old or older

V 0 .Not in universe

1 .Yes

2 .No

D I2BREC4 1 4360

Reciprocity of child support payments.

Month 4 of the reference period

U Persons 15 years old or older

V 0 .Not in universe

1 .Yes

2 .No

D I2BAMT1 5 4361

Amount of child support payments received.

Month 1 of the reference period

Range = -9,33332

U Persons 15 years old or older

V -0009 .Not in universe

D I2BAMT2 5 4366

Amount of child support payments received.

Month 2 of the reference period

Range = -9,33332

U Persons 15 years old or older

V -0009 .Not in universe

D I2BAMT3 5 4371

Amount of child support payments

DATA	SIZE	BEGIN
		received. Month 3 of the reference period Range = -9.33332
U		Persons 15 years old or older
V		-0009 .Not in universe
D 128AMT4	5	4376
		Amount of child support payments received. Month 4 of the reference period Range = -9.33332
U		Persons 15 years old or older
V		-0009 .Not in universe
C 128IMP01	1	4361
		Child support imputation flag 1 Imputation of field 128AMT1
V		0 .Not imputed 1 .Imputed
D 128IMP02	1	4362
		Child support imputation flag 2 Imputation of field 128AMT2
V		0 .Not imputed 1 .Imputed
C 128IMP03	1	4363
		Child support imputation flag 3 Imputation of field 128AMT3
V		0 .Not imputed 1 .Imputed
D 128IMP04	1	4364
		Child support imputation flag 4 Imputation of field 128AMT4
V		0 .Not imputed 1 .Imputed
D 129REC1	1	4365
		Reciprocity of alimony payments. Month 1 of the reference period
U		Persons 15 years old or older
V		0 .Not in universe 1 .Yes 2 .No
D 129REC2	1	4366
		Reciprocity of alimony payments. Month 2 of the reference period

GENERAL TYPE 1

DATA SIZE BEGIN

U Persons 15 years old or older
 V 0 .Not in universe
 1 .Yes
 2 .No

D 129REC3 1 4387
 Reciprocity of alimony payments,
 Month 3 of the reference period

U Persons 15 years old or older
 V 0 .Not in universe
 1 .Yes
 2 .No

D 129REC4 1 4388
 Reciprocity of alimony payments,
 Month 4 of the reference period

U Persons 15 years old or older
 V 0 .Not in universe
 1 .Yes
 2 .No

D 129AMT1 5 4389
 Amount of alimony payments received,
 Month 1 of the reference period
 Range = -9,33332

U Persons 15 years old or older
 V -0009 .Not in universe

D 129AMT2 5 4394
 Amount of alimony payments received,
 Month 2 of the reference period
 Range = -9,33332

U Persons 15 years old or older
 V -0009 .Not in universe

D 129AMT3 5 4399
 Amount of alimony payments received,
 Month 3 of the reference period
 Range = -9,33332

U Persons 15 years old or older
 V -0009 .Not in universe

D 129AMT4 5 4404
 Amount of alimony payments received,
 Month 4 of the reference period
 Range = -9,33332

U Persons 15 years old or older
 V -0009 .Not in universe

GENERAL TYPE

DATA	SIZE	BEGIN
D I29IMFD1	1	4409
Alimony payments imputation flag 1		
Imputation of field I29AMT1		
V 0	.Not imputed	
1	.Imputed	
D I29IMFD2	1	4410
Alimony payments imputation flag 2		
Imputation of field I29AMT2		
V 0	.Not imputed	
1	.Imputed	
D I29IMFD3	1	4411
Alimony payments imputation flag 3		
Imputation of field I29AMT3		
V 0	.Not imputed	
1	.Imputed	
D I29IMFD4	1	4412
Alimony payments imputation flag 4		
Imputation of field I29AMT4		
V 0	.Not imputed	
1	.Imputed	
D I30REC1	1	4413
Reciprocity of company or union pension		
income. Month 1 of the reference period		
U Persons 40 years old or older		
V 0	.Not in universe	
1	.Yes	
2	.No	
D I30REC2	1	4414
Reciprocity of company or union pension		
income. Month 2 of the reference period		
U Persons 40 years old or older		
V 0	.Not in universe	
1	.Yes	
2	.No	
D I30REC3	1	4415
Reciprocity of company or union pension		
income. Month 3 of the reference		
period		
U Persons 40 years old or older		
V 0	.Not in universe	
1	.Yes	
2	.No	

GENERAL TYPE 1

DATA	SIZE	BEGIN
D I3DREC4	1	4416
Reciency of company or union pension income. Month 4 of the reference period		
U	Persons 40 years old or older	
V 0	.Not in universe	
1	.Yes	
2	.No	
D I3DAMT1	5	4417
Amount of company or union pension income received. Month 1 of the reference period		
Range = -9,33332		
U	Persons 40 years old or older	
V -0009	.Not in universe	
D I3DAMT2	5	4422
Amount of company or union pension income received. Month 2 of the reference period		
Range = -9,33332		
U	Persons 40 years old or older	
V -0009	.Not in universe	
D I3DAMT3	5	4427
Amount of company or union pension income received. Month 3 of the reference period		
Range = -9,33332		
U	Persons 40 years old or older	
V -0009	.Not in universe	
D I3DAMT4	5	4432
Amount of company or union pension income received. Month 4 of the reference period		
Range = -9,33332		
U	Persons 40 years old or older	
V -0009	.Not in universe	
D I3DIMP01	1	4437
Company or union pension imputation flag 1		
V 0	.Not imputed	
1	.Imputed	
Imputation of field I3DAMT1		

DATA	SIZE	BEGIN
D 130IMP02	1	4438
Company or union pension imputation flag 2		
Imputation of field 130AMT2		
V 0	.Not imputed	
1	.Imputed	
D 130IMP03	1	4439
Company or union pension imputation flag 3		
Imputation of field 130AMT3		
V 0	.Not imputed	
1	.Imputed	
D 130IMP04	1	4440
Company or union pension imputation flag 4		
Imputation of field 130AMT4		
V 0	.Not imputed	
1	.Imputed	
D 131REC1	1	4441
Reciprocity of Federal civil service pension income. Month 1 of the reference period		
U Persons 40 years old or older		
V 0	.Not in universe	
1	.Yes	
2	.No	
D 131REC2	1	4442
Reciprocity of Federal civil service pension income. Month 2 of the reference period		
U Persons 40 years old or older		
V 0	.Not in universe	
1	.Yes	
2	.No	
D 131REC3	1	4443
Reciprocity of Federal civil service pension income. Month 3 of the reference period		
U Persons 40 years old or older		
V 0	.Not in universe	
1	.Yes	
2	.No	
D 131REC4	1	4444
Reciprocity of Federal civil service		

GENERAL TYPE 1

DATA	SIZE	BEGIN
------	------	-------

pension income. Month 4 of the
reference period

U Persons 40 years old or older
V 0 .Not in universe

1 .Yes
2 .No

D I31AMT1	5	4445
Amount of Federal civil service pension income received. Month 1 of the reference period. Range = -9,33332		
U Persons 40 years old or older		
V -0009 .Not in universe		

D I31AMT2	5	4450
Amount of Federal civil service pension income received. Month 2 of the reference period. Range = -9,33332		
U Persons 40 years old or older		
V -0009 .Not in universe		

D I31AMT3	5	4455
Amount of Federal civil service pension income received. Month 3 of the reference period. Range = -9,33332		
U Persons 40 years old or older		
V -0009 .Not in universe		

D I31AMT4	5	4460
Amount of Federal civil service pension income received. Month 4 of the reference period. Range = -9,33332		
U Persons 40 years old or older		
V -0009 .Not in universe		

D I31IMF01	1	4465
Federal civilian pension imputation flag 1		
Imputation of field I31AMT1		
U 0 .Not imputed		
1 .Imputed		

D I31IMF02	1	4466
Federal civilian pension imputation flag 2		
Imputation of field I31AMT2		
U 0 .Not imputed		
1 .Imputed		

DATA	SIZE	BEGIN
D I31IMP03	1	4467
Federal civilian pension imputation flag 3		
Imputation of field I31AMT3		
V 0	.Not imputed	
1	.Imputed	
D I31IMP04	1	4468
Federal civilian pension imputation flag 4		
Imputation of field I31AMT4		
V 0	.Not imputed	
1	.Imputed	
D I32REC1	1	4469
Reciprocity of U.S. military retirement income. Month 1 of the reference period		
U Persons 40 years old or older		
V 0	.Not in universe	
1	.Yes	
2	.No	
D I32REC2	1	4470
Reciprocity of U.S. military retirement income. Month 2 of the reference period		
U Persons 40 years old or older		
V 0	.Not in universe	
1	.Yes	
2	.No	
D I32REC3	1	4471
Reciprocity of U.S. military retirement income. Month 3 of the reference period		
U Persons 40 years old or older		
V 0	.Not in universe	
1	.Yes	
2	.No	
D I32REC4	1	4472
Reciprocity of U.S. military retirement income. Month 4 of the reference period		
U Persons 40 years old or older		
V 0	.Not in universe	
1	.Yes	
2	.No	
D I32AMT1	5	4473
Amount of U.S. military retirement income received. Month 1 of the reference		

GENERAL TYPE 1

DATA	SIZE	BEGIN
period Range = -9,33332		
U Persons 40 years old or older		
V -0009 .Not in universe		
D 132AMT2	5	4478
Amount of U.S. military retirement income received. Month 2 of the reference period Range = -9,33332		
U Persons 40 years old or older		
V -0009 .Not in universe		
D 132AMT3	5	4483
Amount of U.S. military retirement income received. Month 3 of the reference period Range = -9,33332		
U Persons 40 years old or older		
V -0009 .Not in universe		
D 132AMT4	5	4488
Amount of U.S. military retirement income received. Month 4 of the reference period Range = -9,33332		
U Persons 40 years old or older		
V -0009 .Not in universe		
D 132IMPC1	1	4493
Military retirement imputation flag 1		
Imputation of field 132AMT1		
V 0 .Not imputed		
1 .Imputed		
D 132IMPC2	1	4494
Military retirement imputation flag 2		
Imputation of field 132AMT2		
V 0 .Not imputed		
1 .Imputed		
D 132IMPC3	1	4495
Military retirement imputation flag 3		
Imputation of field 132AMT3		
V 0 .Not imputed		
1 .Imputed		
D 132IMPC4	1	4496
Military retirement imputation flag 4		
Imputation of field 132AMT4		
V 0 .Not imputed		
1 .Imputed		

DATA	SIZE	BEGIN
D I34REC1	1	4497
Reciency of State government pension income. Month 1 of the reference period		
U Persons 40 years old or older		
V 0 .Not in universe		
1 .Yes		
2 .No		
D I34REC2	1	4498
Reciency of State government pension income. Month 2 of the reference period		
U Persons 40 years old or older		
V 0 .Not in universe		
1 .Yes		
2 .No		
D I34REC3	1	4499
Reciency of State government pension income. Month 3 of the reference period		
U Persons 40 years old or older		
V 0 .Not in universe		
1 .Yes		
2 .No		
D I34REC4	1	4500
Reciency of State government pension income. Month 4 of the reference period		
U Persons 40 years old or older		
V 0 .Not in universe		
1 .Yes		
2 .No		
D I34AMT1	5	4501
Amount of State government pension income received. Month 1 of the reference period Range = -9,33332		
U Persons 40 years old or older		
V -0009 .Not in universe		
D I34AMT2	5	4506
Amount of State government pension income received. Month 2 of the reference period Range = -9,33332		
U Persons 40 years old or older		
V -0009 .Not in universe		
D I34AMT3	5	4511
Amount of State government pension income received. Month 3 of the		

GENERAL TYPE 1

DATA	SIZE	BEGIN
------	------	-------

reference period Range = -9,33332
 U Persons 40 years old or older
 V -0009 .Not in universe

D 134AMT4	5	4516
-----------	---	------

Amount of State government pension
 income received. Month 4 of the
 reference period Range = -9,33332
 U Persons 40 years old or older
 V -0009 .Not in universe

D 134IMPD1	1	4521
------------	---	------

State government pension imputation
 flag 1
 Imputation of field 134AMT1
 V 0 .Not imputed
 1 .Imputed

D 134IMPD2	1	4522
------------	---	------

State government pension imputation
 flag 2
 Imputation of field 134AMT2
 V 0 .Not imputed
 1 .Imputed

D 134IMPD3	1	4523
------------	---	------

State government pension imputation
 flag 3
 Imputation of field 134AMT3
 V 0 .Not imputed
 1 .Imputed

D 134IMPD4	1	4524
------------	---	------

State government pension imputation
 flag 4
 Imputation of field 134AMT4
 V 0 .Not imputed
 1 .Imputed

D 135REC1	1	4525
-----------	---	------

Reciency of local government pension
 income. Month 1 of the reference period
 U Persons 40 years old or older
 V 0 .Not in universe
 1 .Yes
 2 .No

D 135REC2	1	4526
-----------	---	------

Reciency of local government pension

DATA SIZE BEGIN

Income, Month 2 of the reference period
U Persons 40 years old or older
V 0 .Not in universe
 1 .Yes
 2 .No

D I35REC3 1 4527
 Reciency of local government pension
 income, Month 3 of the reference period
U Persons 40 years old or older
V 0 .Not in universe
 1 .Yes
 2 .No

D I35REC4 1 4526
 Reciency of local government pension
 income, Month 4 of the reference per od
U Persons 40 years old or older
V 0 .Not in universe
 1 .Yes
 2 .No

D I35AMT1 1 4529
 Amount of local government pension income
 received, Month 1 of the reference
 period Range = -9,33332
U Persons 40 years old or older
V -0009 .Not in universe

D I35AMT2 5 4534
 Amount of local government pension income
 received, Month 2 of the reference
 period Range = -9,33332
U Persons 40 years old or older
V -0009 .Not in universe

D I35AMT3 5 4539
 Amount of local government pension income
 received, Month 3 of the reference
 period Range = -9,33332
U Persons 40 years old or older
V -0009 .Not in universe

D I35AMT4 5 4544
 Amount of local government pension income
 received, Month 4 of the reference
 period Range = -9,33332
U Persons 40 years old or older
V -0009 .Not in universe

GENERAL TYPE 1

DATA	SIZE	BEGIN
D 135IMP01	1	4549
Local government pension imputation flag 1 Imputation of field 135AMT1		
V 0	.Not imputed	
1	.Imputed	
D 135IMP02	1	4550
Local government pension imputation flag 2 Imputation of field 135AMT2		
V 0	.Not imputed	
1	.Imputed	
D 135IMP03	1	4551
Local government pension imputation flag 3 Imputation of field 135AMT3		
V 0	.Not imputed	
1	.Imputed	
D 135IMP04	1	4552
Local government pension imputation flag 4 Imputation of field 135AMT4		
V 0	.Not imputed	
1	.Imputed	
D 136REC1	1	4553
Reciprocity of life insurance income Month 1 of the reference period U Persons 40 years old or older		
V 0	.Not in universe	
1	.Yes	
2	.No	
D 136REC2	1	4554
Reciprocity of life insurance income Month 2 of the reference period U Persons 40 years old or older		
V 0	.Not in universe	
1	.Yes	
2	.no	
D 136REC3	1	4555
Reciprocity of life insurance income Month 3 of the reference period U Persons 40 years old or older		

DATA	SIZE	BEGIN
V 0 .Not in universe		
1 .Yes		
2 .no		
D I36REC4	1	4556
Reciency of life insurance income		
Month 4 of the reference period		
U Persons 40 years old or older		
V 0 .Not in universe		
1 .Yes		
2 .No		
D I36AMT1	5	4557
Amount of life insurance income		
received. Month 1 of the reference		
period Range = -9,33332		
U Persons 40 years old or older		
V -0009 .Not in universe		
D I36AMT2	5	4562
Amount of life insurance income		
received. Month 2 of the reference		
period Range = -9,33332		
U Persons 40 years old or older		
V -0009 .Not in universe		
D I36AMT3	5	4567
Amount of life insurance income		
received. Month 3 of the reference		
period Range = -9,33332		
U Persons 40 years old or older		
V -0009 .Not in universe		
D I36AMT4	5	4572
Amount of life insurance income		
received. Month 4 of the reference		
period Range = -9,33332		
U Persons 40 years old or older		
V -0009 .Not in universe		
D I36IMP01	1	4577
Life insurance income imputation flag 1		
Imputation of field I36AMT1		
V 0 .Not imputed		
1 .imputed		
D I36IMP02	1	4578
Life insurance income imputation flag 2		
Imputation of field I36AMT2		

362

GENERAL TYPE 1

DATA	SIZE	BEGIN
V 0 .Not imputed 1 .Imputed		
D 136IMP03	1	4579
Life insurance income imputation flag 3 Imputation of field 136AMT3		
V 0 .Not imputed 1 .Imputed		
D 136IMP04	1	4580
Life insurance income imputation flag 4 Imputation of field 136AMT4		
V 0 .Not imputed 1 .Imputed		
D 137REC1	1	4581
Reciprocity of estates and trusts income. Month 1 of the reference period U Persons 40 years old or older		
V 0 .Not in universe 1 .Yes 2 .No		
D 137REC2	1	4582
Reciprocity of estates and trusts income. Month 2 of the reference period U Persons 40 years old or older		
V 0 .Not in universe 1 .Yes 2 .No		
D 137REC3	1	4583
Reciprocity of estates and trusts income. Month 3 of the reference period U Persons 40 years old or older		
V 0 .Not in universe 1 .Yes 2 .No		
D 137REC4	1	4584
Reciprocity of estates and trusts income. Month 4 of the reference period U Persons 40 years old or older		
V 0 .Not in universe 1 .Yes 2 .No		
D 137AMT1	5	4585
Amount of estates and trusts income		

DATA	SIZE	BEGIN
------	------	-------

received. Month 1 of the reference period Range = -9,33332
 U Persons 40 years old or older
 V -0009 .Not in universe

D I37AMT2 5 4590
 Amount of estates and trusts income received. Month 2 of the reference period Range = -9,33332
 L Persons 40 years old or older
 V -0009 .Not in universe

D I37AMT3 5 4595
 Amount of estates and trusts income received. Month 3 of the reference period Range = -9,33332
 L Persons 40 years old or older
 V -0009 .Not in universe

D I37AMT4 5 4600
 Amount of estates and trusts income received. Month 4 of the reference period Range = -9,33332
 L Persons 40 years old or older
 V -0009 .Not in universe

D I37IMP01 1 4605
 Estates and trusts imputation flag 1
 Imputation of field I37AMT1
 V 0 .Not imputed
 1 .Imputed

D I37IMP02 1 4606
 Estates and trusts imputation flag 2
 Imputation of field I37AMT2
 V 0 .Not imputed
 1 .Imputed

D I37IMP03 1 4607
 Estates and trusts imputation flag 3
 Imputation of field I37AMT3
 V 0 .Not imputed
 1 .Imputed

D I37IMP04 1 4608
 Estates and trusts imputation flag 4
 Imputation of field I37AMT4
 V 0 .Not imputed
 1 .Imputed

GENERAL TYPE 1

DATA	SIZE	BEGIN
D 138REC1	1	4609
Recipiency of other retirement, disability or survivor payments income. Month 1 of the reference period U Persons 40 years old or older V 0 .Not in universe 1 .Yes 2 .No		
D 138REC2	1	4610
Recipiency of other retirement, disability or survivor payments income. Month 2 of the reference period U Persons 40 years old or older V 0 .Not in universe 1 .Yes 2 .No		
D 138REC3	1	4611
Recipiency of other retirement, disability or survivor payments income. Month 3 of the reference period U Persons 40 years old or older V 0 .Not in universe 1 .Yes 2 .No		
D 138REC4	1	4612
Recipiency of other retirement, disability or survivor payments income. Month 4 of the reference period U Persons 40 years old or older V 0 .Not in universe 1 .Yes 2 .No		
D 138AMT1	5	4613
Amount of other retirement, disability or survivor payments income received. Month 1 of the reference period Range = -9,33332 U Persons 40 years old or older V -0009 .Not in universe		
D 138AMT2	5	4618
Amount of other retirement, disability or survivor payments income received. Month 2 of the reference period		

DATA SIZE BEGIN

Range = -9.33332

U Persons 40 years old or older

V -0009 .Not in universe

D I38AMT3 5 4623

Amount of other retirement, disability
or survivor payments income received.

Month 3 of the reference period

Range = -9.33332

U Persons 40 years old or older

V -0009 .Not in universe

D I38AMT4 5 4628

Amount of other retirement, disability
or survivor payments income received.

Month 4 of the reference period

Range = -9.33332

U Persons 40 years old or older

V -0009 .Not in universe

D I38IMP01 1 4633

Other retirement, disability or
survivor payments imputation flag 1
Imputation of field I38AMT1

V 0 .Not imputed

1 .Imputed

D I38IMP02 1 4634

Other retirement, disability or
survivor payments imputation flag 2
Imputation of field I38AMT2

V 0 .Not imputed

1 .Imputed

D I38IMP03 1 4635

Other retirement, disability or
survivor payments imputation flag 3
Imputation of field I38AMT3

V 0 .Not imputed

1 .Imputed

D I38IMP04 1 4636

Other retirement, disability or
survivor payments imputation flag 4
Imputation of field I38AMT4

V 0 .Not imputed

1 .Imputed

D I40REC1 1 4637

Reciprocity of G.I. Bill education

GENERAL TYPE 1

DATA	SIZE	BEGIN
benefits. Month 1 of the reference period		
U Persons 17 to 49 years old		
V 0 .Not in universe		
1 .Yes		
2 .No		
D 140REC2	1	4638
Reciprocity of G.I. Bill education benefits. Month 2 of the reference period		
U Persons 17 to 49 years old		
V 0 .Not in universe		
1 .Yes		
2 .No		
D 140REC3	1	4639
Reciprocity of G.I. Bill education benefits. Month 3 of the reference period		
U Persons 17 to 49 years old		
V 0 .Not in universe		
1 .Yes		
2 .No		
D 140REC4	1	4640
Reciprocity of G.I. Bill education benefits. Month 4 of the reference period		
U Persons 17 to 49 years old		
V 0 .Not in universe		
1 .Yes		
2 .No		
D 140AMT1	5	4641
Amount of G.I. Bill education benefits received. Month 1 of the reference period Range = -9,33332		
U Persons 17 to 49 years old		
V -0009 .Not in universe		
D 140AMT2	5	4646
Amount of G.I. Bill education benefits received. Month 2 of the reference period Range = -9,33332		
U Persons 17 to 49 years old		
V -0009 .Not in universe		

DATA	SIZE	BEGIN
D 140AMT3	5	4651
Amount of G.I. Bill education benefits received. Month 3 of the reference period Range = -9,33332		
U Persons 17 to 49 years old		
V -0009 .Not in universe		
D 140AMT4	5	4656
Amount of G.I. Bill education benefits received. Month 4 of the reference period Range = -9,33332		
U Persons 17 to 49 years old		
V -0009 .Not in universe		
D 140IMP01	1	4661
G.I. Bill education benefits imputation flag 1		
Imputation of field 140AMT1		
V 0 .Not imputed		
1 .Imputed		
D 140IMP02	1	4662
G.I. Bill education benefits imputation flag 2		
Imputation of field 140AMT2		
V 0 .Not imputed		
2 .Imputed		
D 140IMP03	1	4663
G.I. Bill education benefits imputation flag 3		
Imputation of field 140AMT3		
V 0 .Not imputed		
1 .Imputed		
D 140IMP04	1	4664
G.I. Bill education benefits imputation flag 4		
Imputation of field 140AMT4		
V 0 .Not imputed		
1 .Imputed		
D 150REC1	1	4665
Reciprocity of income from charitable groups. Month 1 of the reference period		
U Persons 15 years old or older		
V 0 .Not in universe		
1 .Yes		
2 .No		

GENERAL TYPE 1

DATA	SIZE	BEGIN
D ISOREC2	1	4666
Reciprocity of income from charitable groups. Month 2 of the reference period		
U Persons 15 years old or older		
V 0 .Not in universe		
1 .Yes		
2 .No		
D ISOREC3	1	4667
Reciprocity of income from charitable groups. Month 3 of the reference period		
U Persons 15 years old or older		
V 0 .Not in universe		
1 .Yes		
2 .No		
D ISOREC4	1	4668
Reciprocity of income from charitable groups. Month 4 of the reference period		
U Persons 15 years old or older		
V 0 .Not in universe		
1 .Yes		
2 .No		
D ISDAMT1	5	4669
Amount of income received from charitable groups. Month 1 of the reference period Range = -9,33332		
U Persons 15 years old or older		
V -0009 .Not in universe		
D ISDAMT2	5	4674
Amount of income received from charitable groups. Month 2 of the reference period Range = -9,33332		
U Persons 15 years old or older		
V -0009 .Not in universe		
D ISDAMT3	5	4679
Amount of income received from charitable groups. Month 3 of the reference period Range = -9,33332		
U Persons 15 years old or older		
V -0009 .Not in universe		
D ISDAMT4	5	4684
Amount of income received from charitable groups. Month 4 of the		

DATA	SIZE	BEGIN
		reference period Range = -9,33332
U		Persons 15 years old or older
V		-0009 .Not in universe
D	1	4689
		Charitable group imputation flag 1
		Imputation of field IS0AMT1
V	0	.Not imputed
	1	.Imputed
D	1	4690
		Charitable group imputation flag 2
		Imputation of field IS0AMT2
V	0	.Not imputed
	1	.Imputed
D	1	4691
		Charitable group imputation flag 3
		Imputation of field IS0AMT3
V	0	.Not imputed
	1	.Imputed
D	1	4692
		Charitable group imputation flag 4
		Imputation of field IS0AMT4
V	0	.Not imputed
	1	.Imputed
D	1	4693
		Reciprocity of money from relatives or friends. Month 1 of the reference period
U		Persons 15 years old or older
V	0	.Not in universe
	1	.Yes
	2	.No
D	1	4694
		Reciprocity of money from relatives or friends. Month 2 of the reference period
U		Persons 15 years old or older
V	0	.Not in universe
	1	.Yes
	2	.No
D	1	4695
		Reciprocity of money from relatives or friends. Month 3 of the reference

GENERAL TYPE 1

DATA	SIZE	BEGIN
------	------	-------

period
 U Persons 15 years old or older
 V 0 .Not in universe
 1 .Yes
 2 .No

D IS1REC4	1	4696
-----------	---	------

Reciprocity of money from relatives or friends. Month 4 of the reference period

U Persons 15 years old or older
 V 0 .Not in universe
 1 .Yes
 2 .No

D IS1AMT1	5	4697
-----------	---	------

Amount of money received from relatives or friends. Month 1 of the reference period Range = -9,33332

U Persons 15 years old or older
 V -0009 .Not in universe

D IS1AMT2	5	4702
-----------	---	------

Amount of money received from relatives or friends. Month 2 of the reference period Range = -9,33332

U Persons 15 years old or older
 V -0009 .Not in universe

D IS1AMT3	5	4707
-----------	---	------

Amount of money received from relatives or friends. Month 3 of the reference period Range = -9,33332

U Persons 15 years old or older
 V -0009 .Not in universe

D IS1AMT4	5	4712
-----------	---	------

Amount of money received from relatives or friends. Month 4 of the reference period Range = -9,33332

U Persons 15 years old or older
 V -0009 .Not in universe

D IS1IMP01	1	4717
------------	---	------

Money from relatives or friends
 imputation flag 1
 Imputation of field IS1AMT1

V 0 .Not Imputed
 1 .Imputed

DATA	SIZE	BEGIN
D IS1IMP02	1	4718
Money from relatives or friends imputation flag 2		
Imputation of field IS1AMT2		
V 0	.Not imputed	
1	.Imputed	
D IS1IMP03	1	4719
Money from relatives or friends imputation flag 3		
Imputation of field IS1AMT3		
V 0	.Not imputed	
1	.Imputed	
D IS1IMP04	1	4720
Money from relatives or friends imputation flag 4		
Imputation of field IS1AMT4		
V 0	.Not imputed	
1	.Imputed	
D IS2REC1	1	4721
Reciprocity of lump sum payments, Month 1 of the reference period		
U Persons 15 years old or older		
V 0	.Not in universe	
1	.Yes	
2	.No	
D IS2REC2	1	4722
Reciprocity of lump sum payments, Month 2 of the reference period		
U Persons 15 years old or older		
V 0	.Not in universe	
1	.Yes	
2	.No	
D IS2REC3	1	4723
Reciprocity of lump sum payments, Month 3 of the reference period		
U Persons 15 years old or older		
V 0	.Not in universe	
1	.Yes	
2	.No	
D IS2REC4	1	4724
Reciprocity of lump sum payments, Month 4 of the reference period		
U Persons 15 years old or older		

392

GENERAL TYPE 1

DATA SIZE BEGIN

V 0 .Not in universe
1 .Yes
2 .No

D IS2AMT1 5 472E
Amount of lump sum payments received.
Month 1 of the reference period
Range = -9,33332

U Persons 15 years old or older
V -0009 .Not in universe

D IS2AMT2 5 473D
Amount of lump sum payments received.
Month 2 of the reference period
Range = -9,33332

U Persons 15 years old or older
V -0009 .Not in universe

D IS2AMT3 5 473S
Amount of lump sum payments received.
Month 3 of the reference period
Range = -9,33332

U Persons 15 years old or older
V -0009 .Not in universe

D IS2AMT4 5 474C
Amount of lump sum payments received.
Month 4 of the reference period
Range = -9,33332

U Persons 15 years old or older
V -0009 .Not in universe

D IS2IMPD1 1 474S
Lump sum payment imputation flag 1
Imputation of field IS2AMT1
V 0 .Not imputed
1 .Imputed

D IS2IMPD2 1 4746
Lump sum payment imputation flag 2
Imputation of field IS2AMT2
V 0 .Not imputed
1 .Imputed

D IS2IMPD3 1 4747
Lump sum payment imputation flag 3
Imputation of field IS2AMT3
V 0 .Not imputed
1 .Imputed

GENERAL TYPE

DATA	SIZE	BEGIN
D ISZIMP04	1	4748
Lump sum payment imputation flag 4 Imputation of field ISZAMT4		
V 0	.Not imputed	
1	.Imputed	
D IS3REC1	1	4749
Reciprocity of income from roomers or boarders. Month 1 of the reference period		
U	Persons 15 years old or older	
V 0	.Not in universe	
1	.Yes	
2	.No	
D IS3REC2	1	4750
Reciprocity of income from roomers or boarders. Month 2 of the reference period		
U	Persons 15 years old or older	
V 0	.Not in universe	
1	.Yes	
2	.No	
D IS3REC3	1	4751
Reciprocity of income from roomers or boarders. Month 3 of the reference period		
U	Persons 15 years old or older	
V 0	.Not in universe	
1	.Yes	
2	.No	
D IS3REC4	1	4752
Reciprocity of income from roomers or boarders. Month 4 of the reference period		
U	Persons 15 years old or older	
V 0	.Not in universe	
1	.Yes	
2	.No	
D IS3AMT1	5	4753
Amount of income from roomers or boarders received. Month 1 of the reference period Range = -9,33332		
U	Persons 15 years old or older	
V -0009	.Not in universe	

GENERAL TYPE :

DATA	SIZE	BEGIN
D 153AMT2	5	4758
Amount of income from roomers or boarders received. Month 2 of the reference period Range = -9,33332		
U Persons 15 years old or older		
V -0009 .Not in universe		
D 153AMT3	5	4763
Amount of income from roomers or boarders received. Month 3 of the reference period Range = -9,33332		
U Persons 15 years old or older		
V -0009 .Not in universe		
D 153AMT4	5	4768
Amount of income from roomers or boarders received. Month 4 of the reference period Range = -9,33332		
U Persons 15 years old or older		
V -0009 .Not in universe		
D 153IMP01	1	4773
Income from roomers or boarders imputation flag 1		
Imputation of field 153AMT1		
V 0 .Not imputed		
1 .Imputed		
D 153IMP02	1	4774
Income from roomers or boarders imputation flag 2		
Imputation of field 153AMT2		
V 0 .Not imputed		
1 .Imputed		
D 153IMP03	1	4775
Income from roomers or boarders imputation flag 3		
Imputation of field 153AMT3		
V 0 .Not imputed		
1 .Imputed		
D 153IMP04	1	4776
Income from roomers or boarders imputation flag 4		
Imputation of field 153AMT4		
V 0 .Not imputed		
1 .Imputed		

GENERAL TYPE

DATA	SIZE	BEGIN
D IS4REC1	1	4777
Reciency of income from National Guard or reserve pay. Month 1 of the reference period		
U Persons 15 years old or older		
V 0 .Not in universe		
1 .Yes		
2 .No		
D IS4REC2	1	4778
Reciency of income from National Guard or reserve pay. Month 2 of the reference period		
U Persons 15 years old or older		
V 0 .Not in universe		
1 .Yes		
2 .No		
D IS4REC3	1	4779
Reciency of income from National Guard or reserve pay. Month 3 of the reference period		
U Persons 15 years old or older		
V 0 .Not in universe		
1 .Yes		
2 .No		
D IS4REC4	1	4780
Reciency of income from National Guard or reserve pay. Month 4 of the reference period		
U Persons 15 years old or older		
V 0 .Not in universe		
1 .Yes		
2 .No		
D IS4AMT1	5	4781
Amount of National Guard or reserve pay income received. Month 1 of the reference period Range = -9,33332		
U Persons 15 years old or older		
V -0009 .Not in universe		
D IS4AMT2	5	4786
Amount of National Guard or reserve pay income received. Month 2 of the reference period Range = -9,33332		
U Persons 15 years old or older		
V -0009 .Not in universe		

GENERAL TYPE 1

DATA	SIZE	BEGIN
D 154AMT3	5	4791
Amount of National Guard or reserve pay income received. Month 3 of the reference period Range = -9,33332		
U Persons 15 years old or older		
V -0009 .Not in universe		
D 154AMT4	5	4796
Amount of National Guard or reserve pay income received. Month 4 of the reference period Range = -9,33332		
U Persons 15 years old or older		
V -0009 .Not in universe		
D 154IMP01	1	4801
National Guard or reserve pay imputation flag 1		
Imputation of field 154AMT1		
V 0 .Not imputed		
1 .Imputed		
D 154IMP02	1	4802
National Guard or reserve pay imputation flag 2		
Imputation of field 154AMT2		
V 0 .Not imputed		
1 .Imputed		
D 154IMP03	1	4803
National Guard or reserve pay imputation flag 3		
Imputation of field 154AMT3		
V 0 .Not imputed		
1 .Imputed		
D 154IMP04	1	4804
National Guard or reserve pay imputation flag 4		
Imputation of field 154AMT4		
V 0 .Not imputed		
1 .Imputed		
D 154REC1	1	4805
Reciprocity of incidental or casual earnings income. Month 1 of the reference period		
U Persons 15 years old or older		
V 0 .Not in universe		

GENERAL TYPE

DATA	SIZE	BEGIN
1 .Yes		
2 .No		
D ISSREC2	1	4806
Reciency of incidental or casual earnings income. Month 2 of the reference period		
U Persons 15 years old or older		
V 0	.Not in universe	
1	.Yes	
2	.No	
D ISSREC3	1	4807
Reciency of incidental or casual earnings income. Month 3 of the reference period		
U Persons 15 years old or older		
V 0	.Not in universe	
1	.Yes	
2	.No	
D ISSREC4	1	4808
Reciency of incidental or casual earnings income. Month 4 of the reference period		
U Persons 15 years old or older		
V 0	.Not in universe	
1	.Yes	
2	.No	
D ISSAMT1	5	4809
Amount of incidental or casual earnings income received. Month 1 of the reference period		
Range = -9,33332		
U Persons 15 years old or older		
V -0009	.Not in universe	
D ISSAMT2	5	4814
Amount of incidental or casual earnings income received. Month 2 of the reference period		
Range = -9,33332		
U Persons 15 years old or older		
V -0009	.Not in universe	
D ISSAMT3	5	4819
Amount of incidental or casual earnings income received. Month 3 of the		

398

GENERAL TYPE 1

DATA SIZE BEGIN

reference period

Range = -9,33332

U Persons 15 years old or older

V -0009 .Not in universe

D ISSAMT4 5 4824

Amount of incidental or casual earnings
income received. Month 4 of the
reference period

Range = -9,33332

U Persons 15 years old or older

V -0009 .Not in universe

D ISSIMPO1 1 4829

Casual earnings imputation flag 1
Imputation of field ISSAMT1

V 0 .Not imputed

1 .Imputed

D ISSIMPO2 1 4830

Casual earnings imputation flag 2
Imputation of field ISSAMT2

V 0 .Not imputed

1 .Imputed

D ISSIMPO3 1 4831

Casual earnings imputation flag 3
Imputation of field ISSAMT3

V 0 .Not imputed

1 .Imputed

D ISSIMPO4 1 4832

Casual earnings imputation flag 4
Imputation of field ISSAMT4

V 0 .Not imputed

1 .Imputed

D ISSREC1 1 4833

Reciprocity of other cash income.
Month 1 of the reference period

U Persons 15 years old or older

V 0 .Not in universe

1 .Yes

2 .No

D ISSREC2 1 4834

Reciprocity of other cash income.
Month 2 of the reference period

GENERAL TYPE

DATA	SIZE	BEGIN
U Persons 15 years old or older		
V 0 .Not in universe		
1 .Yes		
2 .No		
D IS6REC3	1	4835
Reciprocity of other cash income.		
Month 3 of the reference period		
U Persons 15 years old or older		
V 0 .Not in universe		
1 .Yes		
2 .No		
D IS6REC4	1	4636
Reciprocity of other cash income.		
Month 4 of the reference period		
U Persons 15 years old or older		
V 0 .Not in universe		
1 .Yes		
2 .No		
D IS6AMT1	5	4837
Amount of other cash income received.		
Month 1 of the reference period		
Range = -9,33332		
U Persons 15 years old or older		
V -0009 .Not in universe		
D IS6AMT2	5	4842
Amount of other cash income received.		
Month 2 of the reference period		
Range = -9,33332		
U Persons 15 years old or older		
V -0009 .Not in universe		
D IS6AMT3	5	4847
Amount of other cash income received.		
Month 3 of the reference period		
Range = -9,33332		
U Persons 15 years old or older		
V -0009 .Not in universe		
D IS6AMT4	5	4852
Amount of other cash income received.		
Month 4 of the reference period		
Range = -9,33332		
U Persons 15 years old or older		
V -0009 .Not in universe		

400

GENERAL TYPE 1

DATA	SIZE	BEGIN
D IS6IMP01	1	4857
Other cash income imputation flag 1 Imputation of field IS6AMT1		
V 0	.Not imputed	
1	.Imputed	
D IS6IMP02	1	4858
Other cash income imputation flag 2 Imputation of field IS6AMT2		
V 0	.Not imputed	
1	.Imputed	
D IS6IMP03	1	4859
Other cash income imputation flag 3 Imputation of field IS6AMT3		
V 0	.Not imputed	
1	.Imputed	
D IS6IMP04	1	4860
Other cash income imputation flag 4 Imputation of field IS6AMT4		
V 0	.Not imputed	
1	.Imputed	

* *
* The following 12 fields pertain to *
* 5 income types which are combined *
* to reduce the likelihood of *
* individual disclosure. The 5 are *
* State administered SSI; Black lung *
* payments; State temporary sickness *
* or disability benefits; Indian, *
* Cuban or refugee assistance; and *
* National Guard or Reserve Forces *
* retirement. *
* *

D I75REC1	1	4861
Reciprocity of undisclosable income, Month 1 of the reference period		
U	Persons 15 years old or older	
V 0	.Not in universe	
1	.Yes	
2	.No	

D I75REC2	1	4862
Reciprocity of undisclosable income, Month 2 of the reference period		
U	Persons 15 years old or older	

DATA	SIZE	BEGIN
V 0 .Not in universe		
1 .Yes		
2 .No		
D I75REC3	1	4663
Reciency of undisclosable income,		
Month 3 of the reference period		
U Persons 15 years old or older		
V 0 .Not in universe		
1 .Yes		
2 .No		
D I75REC4	1	4664
Reciency of undisclosable income,		
Month 4 of the reference period		
U Persons 15 years old or older		
V 0 .Not in universe		
1 .Yes		
2 .No		
D I75AMT1	6	4665
Amount of undisclosable income received,		
Month 1 of the reference period		
Range = -9,166660		
U Persons 15 years old or older		
V -00009 .Not in universe		
D I75AMT2	6	4671
Amount of undisclosable income received,		
Month 2 of the reference period		
Range = -9,166660		
U Persons 15 years old or older		
V -00009 .Not in universe		
D I75AMT3	6	4677
Amount of undisclosable income received,		
Month 3 of the reference period		
Range = -9,166660		
U Persons 15 years old or older		
V -00009 .Not in universe		
D I75AMT4	6	4683
Amount of undisclosable income received,		
Month 4 of the reference period		
Range = -9,166660		
U Persons 15 years old or older		
V -00009 .Not in universe		
D I75IMP01	1	4689
Undisclosable income imputation flag 1		

402

GENERAL TYPE 1

DATA	SIZE	BEGIN
Imputation of field I75AMT1		
V 0		.Not imputed
1		.Imputed
D I75IMP02	1	4890
Undisclosable income imputation flag 2		
Imputation of field I75AMT2		
V 0		.Not imputed
1		.Imputed
D I75IMP03	1	4891
Undisclosable income imputation flag 3		
Imputation of field I75AMT3		
V 0		.Not imputed
1		.Imputed
D I75IMP04	1	4892
Undisclosable income imputation flag 4		
Imputation of field I75AMT4		
V 0		.Not imputed
1		.Imputed

DATA	SIZE	BEGIN
*		*
* The next 16 fields contain		*
* assets 100-103 by months 1-4.		*
*		*
* J100YN-1....4		*
* JINT1001....4		*
* O100YN-1....4		*
* OINT1001....4		*
*		*
D J100YN-1	1	4893
Were assets 100 through 103 owned jointly with spouse in month 1 of the reference period.		
U Assets 100-103 owned jointly by married couples		
V D .Not in universe		
1 .Yes		
2 .No		
D J100YN-2	1	4894
Were assets 100 through 103 owned jointly with spouse in month 2 of the reference period.		
U Assets 100-103 owned jointly by married couples		
V D .Not in universe		
1 .Yes		
2 .No		
D J100YN-3	1	4895
Were assets 100 through 103 owned jointly with spouse in month 3 of the reference period.		
J Assets 100-103 owned jointly by married couples		
V D .Not in universe		
1 .Yes		
2 .No		
D J100YN-4	1	4896
Were assets 100 through 103 owned jointly with spouse in month 4 of the reference period.		
U Assets 100-103 owned jointly by married couples		
V D .Not in universe		
1 .Yes		
2 .No		

GENERAL TYPE 2

DATA	SIZE	BEGIN
D JINT1001	4	4897
Amount of interest income received jointly with spouse from income sources 100 through 103 for month 1 of the reference period. In dollars. Range = -9,2500.		
U Assets 100-103 owned jointly by married couples		
V -009 .Not in universe 0000 .None		
D JINT1002	4	4901
Amount of interest income received jointly with spouse from income sources 100 through 103 for month 2 of the reference period. In dollars. Range = -9,2500.		
U Assets 100-103 owned jointly by married couples		
V -009 .Not in universe 0000 .None		
D JINT1003	4	4905
Amount of interest income received jointly with spouse from income sources 100 through 103 for month 3 of the reference period. In dollars. Range = -9,2500.		
U Assets 100-103 owned jointly by married couples		
V -009 .Not in universe 0000 .None		
D JINT1004	4	4909
Amount of interest income received jointly with spouse from income sources 100 through 103 for month 4 of the reference period. In dollars. Range = -9,2500.		
U Assets 100-103 owned jointly by married couples		
V -009 .Not in universe 0000 .None		
D O100YN-1	1	4913
Were assets 100 through 103 owned in own name in month 1 of the reference period.		
U Assets 100-103 owned by individual persons		

DATA SIZE BEGIN

15 years old and older

- V 0 .Not in universe
- 1 .Yes
- 2 .No

D 0100YN-2 1 4914

Were assets 100 through 103 owned in own name in month 2 of the reference period.

U Assets 100-103 owned by individual persons 15 years old and older

- V 0 .Not in universe
- 1 .Yes
- 2 .No

D 0100YN-3 1 4915

Were assets 100 through 103 owned in own name in month 3 of the reference period.

U Assets 100-103 owned by individual persons 15 years old and older

- V 0 .Not in universe
- 1 .Yes
- 2 .No

D 0100YN-4 1 4916

Were assets 100 through 103 owned in own name in month 4 of the reference period.

U Assets 100-103 owned by individual persons 15 years old and older

- V 0 .Not in universe
- 1 .Yes
- 2 .No

D 0INT1001 4 4917

Amount of interest income received in own name from income sources 100 through 103 for month 1 of the reference period. In dollars. Range = -9,2500.

U Assets 100-103 owned by individual persons 15 years old and older

- V -009 .Not in universe
- 0000 .None

D 0INT1002 4 4921

Amount of interest income received in own name from income sources 100 through 103 for month 2 of the reference period. In dollars. Range = -9,2500.

406

GENERAL TYPE 2

DATA SIZE BEGIN

U Assets 100-103 owned by individual persons
15 years old and older

V -009 .Not in universe
0000 .None

D OINT1003 4 4925

Amount of interest income received in
own name from income sources 100
through 103 for month 3 of the
reference period. In dollars.
Range = -9,2500.

U Assets 100-103 owned by individual persons
15 years old and older

V -009 .Not in universe
0300 .None

D OINT1004 4 4929

Amount of interest income received in
own name from income sources 100
through 103 for month 4 of the
reference period. In dollars.
Range = -9,2500.

U Assets 100-103 owned by individual persons
15 years old and older

V -009 .Not in universe
0000 .None

D JCALC100 1 4933

Were the fields "JINT1001....4"
calculated based on reported account
balances

U Assets 100-103 owned jointly by married
couples

V 0 .No; not calculated
1 .Yes; interest was calculated
9 .Not in universe

D OCALC100 1 4934

Were the fields "OINT1001....4"
calculated based on reported account
balances

U Assets 100-103 owned by individual persons
15 years old and older

V 0 .No; not calculated
1 .Yes; calculated
9 .Not in universe

* *
* The next 16 fields contain *

GENERAL TYPE

DATA	SIZE	BEGIN
* assets 104-107 by months 1-4.		*
* J104YN-1....4		*
* JINT1041....4		*
* O104YN-1....4		*
* OINT1041....4		*
*		*
D J104YN-1	1	4935
Were assets 104 through 107 owned jointly with spouse in month 1 of the reference period.		
U Assets 104-107 owned jointly by married couples		
V 0 .Not in Universe		
1 .Yes		
2 .No		
D J104YN-2	1	4936
Were assets 104 through 107 owned jointly with spouse in month 2 of the reference period.		
U Assets 104-107 owned jointly by married couples		
V 0 .Not in Universe		
1 .Yes		
2 .No		
D J104YN-3	1	4937
Were assets 104 through 107 owned jointly with spouse in month 3 of the reference period.		
U Assets 104-107 owned jointly by married couples		
V 0 .Not in Universe		
1 .Yes		
2 .No		
D J104YN-4	1	4938
Were assets 104 through 107 owned jointly with spouse in month 4 of the reference period.		
U Assets 104-107 owned jointly by married couples		
V 0 .Not in universe		
1 .Yes		
2 .No		
D JINT1041	4	4939
Amount of income received jointly with		

408

GENERAL TYPE 2

DATA SIZE BEGIN

spouse from income sources 104 through 107 for month 1 of the reference period. In dollars. Range = -9,2500.

U Assets 104-107 owned jointly by married couples

V -009 .Not in universe

0000 .None

D JINT1042 4 4943

Amount of income received jointly with spouse from income sources 104 through 107 for month of the reference period. In dollars. Range = -9,2500.

U Assets 104-107 owned jointly by married couples

V -009 .Not in universe

0000 .None

D JINT1043 4 4947

Amount of income received jointly with spouse from income sources 104 through 107 for month 3 of the reference period. In dollars. Range = -9,2500.

U Assets 104-107 owned jointly by married couples

V -009 .Not in universe

0000 .None

D JINT1044 4 4951

Amount of income received jointly with spouse from income sources 104 through 107 for month 4 of the reference period. In dollars. Range = -9,2500.

U Assets 104-107 owned jointly by married couples

V -009 .Not in universe

0000 .None

D O104YN-1 1 4955

Were assets 104 through 107 owned in own name in month 1 of the reference period.

U Assets 104-107 owned by individual persons 15 years old and older

V 0 .Not in universe

1 .Yes

2 .No

D O104YN-2 1 4956

Were assets 104 through 107 owned in own

GENERAL TYPE

DATA	SIZE	BEGIN
name in month 2 of the reference period.		
U Assets 104-107 owned by individual persons 15 years old and older		
V 0 .Not in universe		
1 .Yes		
2 .No		
D 0104YN-3	1	4957
Were assets 104 through 107 owned in own name in month 3 of the reference period.		
U Assets 104-107 owned by individual persons 15 years old and older		
V 0 .Not in universe		
1 .Yes		
2 .No		
D 0104YN-4	1	4958
Were assets 104 through 107 owned in own name in month 4 of the reference period.		
U Assets 104-107 owned by individual persons 15 years old and older		
V 0 .Not in universe		
1 .Yes		
2 .No		
D 0INT1041	4	4959
Amount of income received in own name from income sources 104 through 107 for month 1 of the reference period. In dollars. Range = -9,2500.		
U Assets 104-107 owned by individual persons 15 years old and older		
V -009 .Not in universe		
0000 .None		
D 0INT1042	4	4963
Amount of income received in own name from income sources 104 through 107 for month 2 of the reference period. In dollars. Range = -9,2500.		
U Assets 104-107 owned by individual persons 15 years old and older		
V -009 .Not in universe		
0000 .None		
D 0INT1043	4	4967
Amount of income received in own name from income sources 104 through 107 for month 3 of the reference period. In		

GENERAL TYPE 2

DATA	SIZE	BEGIN
dollars. Range = -9,2500.		
U Assets 104-107 owned by individual persons 15 years old and older		
V -059 .Not in universe		
0000 .None		
D OINT1044	4	4971
Amount of income received in our name from income sources 104 through 107 for month 4 of the reference period. In dollars. Range = -9,2500.		
J Assets 104-107 owned by individual persons 15 years old and older		
V -059 .Not in universe		
0000 .None		
D JCALC104	1	4975
Were the fields "JINT1041....4" calculated based on reported account balances		
U Assets 104-107 owned jointly by married couples		
V 0 .No; not calculated		
1 .Yes; interest was calculated		
9 .Not in universe		
D OCALC104	1	4976
Were the fields "OINT1041....4" calculated based on reported account balances		
U Assets 104-107 owned by individual persons 15 years old and older		
V 0 .No; not calculated		
1 .Yes; calculated		
9 .Not in universe		
*		*
* The next 32 fields contain income		*
* source code 110 (stocks or mutual		*
* fund shares) by months 1-4.		*
*		*
* J11DRYN1....4		*
* JDIR1101....4		*
* O11DRYN1....4		*
* ODIR1101....4		*
* J11OCYN1....4		*
* JDIC1101....4		*
* O11OCYN1....4		*
* ODIC1101....4		*
*		*

DATA	SIZE	BEGIN
D J110RYN1	1	4977
Were dividend checks received jointly with spouse in month 1 of the reference period.		
U Asset 110 owned jointly by married couples		
V 0 .Not in universe		
1 .Yes		
2 .No		
D J110RYN2	1	4978
Were dividend checks received jointly with spouse in month 2 of the reference period.		
U Asset 110 owned jointly by married couples		
V 0 .Not in universe		
1 .Yes		
2 .No		
D J110RYN3	1	4979
Were dividend checks received jointly with spouse in month 3 of the reference period.		
U Asset 110 owned jointly by married couples		
V 0 .Not in universe		
1 .Yes		
2 .No		
D J110RYN4	1	4980
Were dividend checks received jointly with spouse in month 4 of the reference period.		
U Asset 110 owned jointly by married couples		
V 0 .Not in universe		
1 .Yes		
2 .No		
D JD1R1101	4	4981
Amount of income received jointly with spouse from income source 110 for month 1 of the reference period. In dollars. Range = -9,2500.		
U Asset 110 owned jointly by married couples		
V -009 .Not in universe		
0000 .None		
D JD1R1102	4	4982
Amount of income received jointly with spouse from income source 110 for month 2 of the reference period. In dollars.		

GENERAL TYPE 2

DATA	SIZE	BEGIN
------	------	-------

Range = -9,2500.

U Asset 110 owned jointly by married couples

V -009 .Not in universe

0000 .None

D JDIR1103 4 4989

Amount of income received jointly with spouse from income source 110 for month 3 of the reference period. In dollars.

Range = -9,2500.

U Asset 110 owned jointly by married couples

V -009 .Not in universe

0000 .None

D JDIR1104 4 4993

Amount of income received jointly with spouse from income source 110 for month 4 of the reference period. In dollars.

Range = -9,2500.

U Asset 110 owned jointly by married couples

V -009 .Not in universe

0000 .None

D O110RYN1 1 4997

Were dividend checks received in own name in month 1 of the reference period.

U Asset 110 owned by individual persons 15 years old and older

V 0 .Not in universe

1 .Yes

2 .No

D O110RYN2 1 4998

Were dividend checks received in own name in month 2 of the reference period.

U Asset 110 owned by individual persons 15 years and older

V 0 .Not in universe

1 .Yes

2 .No

D O110RYN3 1 4999

Were dividend checks received in own name in month 3 of the reference period.

U Asset 110 owned by individual persons 15 years old and older

V 0 .Not in universe

1 .Yes

2 .No

DATA	SIZE	BEGIN
D 0110RYN4	1	5000
Were dividend checks received in own name in month 4 of the reference period.		
U Asset 110 owned by individual persons 15 years old and older		
V 0 .Not in universe		
1 .Yes		
2 .No		
D 00IR1101	4	5001
Amount of income received in own name from income source 110 for month 1 of the reference period. In dollars.		
Range = -9,2500.		
U Asset 110 owned by individual persons 15 years old and older		
V -009 .Not in universe		
0000 .None		
D 00IR1102	4	5005
Amount of income received in own name from income source 110 for month 2 of the reference period. In dollars.		
Range = -9,2500.		
U Asset 110 owned by individual persons 15 years old and older		
V -009 .Not in universe		
5000 .None		
D 00IR1103	4	5009
Amount of income received in own name from income source 110 for month 3 of the reference period. In dollars.		
Range = -9,2500.		
U Asset 110 owned by individual persons 15 years old and older		
V -009 .Not in universe		
0000 .None		
D 00IR1104	4	5013
Amount of income received in own name from income source 110 for month 4 of the reference period. In dollars.		
Range = -9,2500.		
U Asset 110 owned by individual persons 15 years old and older		
V -009 .Not in universe		
0000 .None		

GENERAL TYPE 2

DATA	SIZE	BEGIN
D J110CYN1	1	5017
Were credited dividends from source 110 earned jointly with spouse in month 1 of the reference period.		
earned jointly with spouse in month 1 of the reference period.		
U Asset 110 owned jointly by married couples		
V 0 .Not in universe		
1 .Yes		
2 .No		
D J110CYN2	1	5018
Were credited dividends from source 110 earned jointly with spouse in month 2 of the reference period.		
U Asset 110 owned jointly by married couples		
V 0 .Not in universe		
1 .Yes		
2 .No		
D J110CYN3	1	5019
Were credited dividends from source 110 earned jointly with spouse in month 3 of the reference period.		
U Asset 110 owned jointly by married couples		
V 0 .Not in universe		
1 .Yes		
2 .No		
D J110CYN4	1	5020
Were credited dividends from source 110 earned jointly with spouse in month 4 of the reference period.		
U Asset 110 owned jointly by married couples		
V 0 .Not in universe		
1 .Yes		
2 .No		
D JDIC1101	4	5021
Amount of income received jointly with spouse from income source 110 and reinvested for month 1 of the reference period. In dollars. Range = -9,2500.		
U Asset 110 owned jointly by married		

GENERAL TYPE

DATA	SIZE	BEGIN
couples		
V -009	.Not in universe	
0000	.None	
D J01C1102	4	5025
Amount of income received jointly with spouse from income source 110 and reinvested for month 2 of the reference period. In dollars. Range = -9,2500.		
U Asset 110 owned jointly by married couples		
V -009	.Not in universe	
0000	.None	
D J01C1103	4	5029
Amount of income received jointly with spouse from income source 110 and reinvested for month 3 of the reference period. In dollars. Range = -9,2500.		
U Asset 110 owned jointly by married couples		
V -009	.Not in universe	
0000	.None	
D J01C1104	4	5033
Amount of income received jointly with spouse from income source 110 and reinvested for month 4 of the reference period. In dollars. Range = -9,2500.		
U Asset 110 owned jointly by married couples		
V -009	.Not in universe	
0000	.None	
D 0110CYN1	1	5037
Were credited dividends from source 110 earned in own name in month 1 of the reference period.		
U Asset 110 owned by individual persons 15 years old and older		
V 0	.Not in universe	
1	.Yes	
2	.No	
D 0110CYN2	1	5038
Were credited dividends from source 110 earned in own name in month 2 of the reference period.		
U Asset 110 owned by individual persons 15		

GENERAL TYPE Z

DATA	SIZE	BEGIN
years old and older V 0 .Not in universe 1 .Yes 2 .No		
D 01100YNS	1	5039
Were credited dividends from source 110 earned in own name in month 3 of the reference period.		
U Asset 110 owned by individual persons 15 years old and older		
V 0 .Not in universe 1 .Yes 2 .No		
D 01100YN4	1	5040
Were credited dividends from source 110 earned in own name in month 4 of the reference period.		
U Asset 110 owned by individual persons 15 years old and older		
V 0 .Not in universe 1 .Yes 2 .No		
D 00101101	4	5041
Amount of income received in own name from income source 110 and reinvested for month 1 of the reference period. In dollars. Range = -9,2500.		
U Asset 110 owned by individual persons 15 years old and older		
V -009 .Not in universe 0000 .None		
D 00101102	4	5045
Amount of income received in own name from income source 110 and reinvested for month 2 of the reference period. In dollars. Range = -9,2500.		
U Asset 110 owned by individual persons 15 years old and older		
V -009 .Not in universe 0000 .None		
D 00101103	4	5049
Amount of income received in own name from income source 110 and reinvested		

GENERAL TYP

DATA SIZE BEGIN

for month 3 of the reference period. In dollars. Range = -9,2500.

U Asset 110 owned by individual persons 15 years old and older

V ~009 .Not in universe

0000 .None

D 00101104 4 5053

Amount of income received in own name from income source 110 and reinvested for month 4 of the reference period. In dollars. Range = -9,2500.

U Asset 110 owned by individual persons 15 years old and older

V -009 .Not in Universe

0000 .None

```

*
* The next 24 fields contain income
* source code 120 (rental property) by
* months 1-4.
*
* J120YN-1....4
* JRNT1201....4
* O120YN-1....4
* ORNT1201....4
* OJ120YN1....4
* OJRT1201....4
*
*
*

```

D J120YN-1 1 5057

Was rental income received from property owned jointly with spouse in month 1 of the reference period.

U Asset 120 owned jointly by married couples

V 0 .Not in universe

1 .Yes

2 .No

D J120YN-2 1 5058

Was rental income received from property owned jointly with spouse in month 2 of the reference period.

U Asset 120 owned jointly by married couples

V 0 .Not in universe

1 .Yes

2 .No

D J120YN-3 1 5059

Was rental income received from property

GENERAL TYPE 2

DATA	SIZE	BEGIN
------	------	-------

owned jointly with spouse in month 3 of the reference period.

U Asset 120 owned jointly by married couples

V 0 .Not in universe

1 .Yes

2 .No

D J120YN-4	1	5060
------------	---	------

Was rental income received from property owned jointly with spouse in month 4 of the reference period.

U Asset 120 owned jointly by married couples

V 0 .Not in universe

1 .Yes

2 .No

D JRNT1201	5	5061
------------	---	------

Amount of rental income cleared jointly with spouse for month 1 of the reference period.

Dollar amount range = -2500,2500.

U Asset 120 owned jointly by married couples

V -9999 .Not in universe

00000 .None

D JRNT1202	5	5066
------------	---	------

Amount of rental income cleared jointly with spouse for month 2 of the reference period.

Dollar amount range = -2500,2500.

U Asset 120 owned jointly by married couples

V -9999 .Not in universe

00000 .None

D JRNT1203	5	5071
------------	---	------

Amount of rental income cleared jointly with spouse for month 3 of the reference period.

Dollar amount range = -2500,2500.

U Asset 120 owned jointly by married couples

V -9999 .Not in universe

00000 .None

D JRNT1204	5	5076
------------	---	------

Amount of rental income cleared jointly with spouse for month 4 of the reference period.

Dollar amount range = -2500,2500.

GENERAL TYPE

DATA	SIZE	BEGIN
U Asset 120 owned jointly by married couples		
V -9999 .Not in universe		
00000 .None		
D 0120YN-1	1	5081
Was rental income received from property owned in own name in month 1 of the reference period.		
U Asset 120 owned by individual persons 15 years old and older		
V 0 .Not in universe		
1 .Yes		
2 .No		
D 0120YN-2	1	5082
Was rental income received from property owned in own name in month 2 of the reference period.		
U Asset 120 owned by individual persons 15 years old and older		
V 0 .Not in universe		
1 .Yes		
2 .No		
D 0120YN-3	1	5083
Was rental income received from property owned in own name in month 3 of the reference period.		
U Asset 120 owned by individual persons 15 years old and older		
V 0 .Not in universe		
1 .Yes		
2 .No		
D 0120YN-4	1	5084
Was rental income received from property owned in own name in month 4 of the reference period.		
U Asset 120 owned by individual persons 15 years old and older		
V 0 .Not in universe		
1 .Yes		
2 .No		
D ORNT1201	5	5085
Amount of rental income cleared in own name for month 1 of the reference period.		
Dollar amount range = -2500,2500.		
U Asset 120 owned by individual persons 15		

42C

GENERAL TYPE 2

DATA SIZE BEGIN

years old and older

V -9999 .Not in universe

00000 .None

D ORNT1202 5 5093

Amount of rental income cleared in own name for month 2 of the reference period.

Dollar amount range = -2500,2500.

U Asset 120 owned by individual persons 15 years old and older

V -9999 .Not in universe

00000 .None

D ORNT1203 5 5095

Amount of rental income cleared in own name for month 3 of the reference period.

Dollar amount range = -2500,2500.

U Asset 120 owned by individual persons 15 years old and older

V -9999 .Not in universe

00000 .None

D ORNT1204 5 5100

Amount of rental income cleared in own name for month 4 of the reference period.

Dollar amount range = -2500,2500.

U Asset 120 owned by individual persons 15 years old and older

V -9999 .Not in universe

00000 .None

D OJ120YN1 1 5105

Was rental income received from property owned jointly with others in month 1 of the reference period.

U Asset 120 owned jointly with someone else other than spouse

V 0 .Not in universe

1 .Yes

2 .No

D OJ120YN2 1 5106

Was rental income received from property owned jointly with others in month 2 of the reference period.

U Asset 120 owned jointly with someone else other than spouse

V 0 .Not in universe

GENERAL TYP

DATA SIZE BEGIN

1 .Yes

2 .No

D OJ120YN3 1 5107

Was rental income received from property
owned jointly with others in month 3 of
the reference period.

U Asset 120 owned jointly with someone else
other than spouse

V 0 .Not in universe

1 .Yes

2 .No

D OJ120YN4 1 5108

Was rental income received from property
owned jointly with others in month 4 of
the reference period.

U Asset 120 owned jointly with someone else
other than spouse

V 0 .Not in universe

1 .Yes

2 .No

D OJRT1201 5 5109

Amount of rental income cleared jointly
with others for month 1 of the reference
period. Dollar amount range =
-2500,2500.

U Asset 120 owned jointly with someone else
other than spouse

V -9999 .Not in universe

00000 .None

D OJRT1202 5 5114

Amount of rental income cleared jointly
with others for month 2 of the reference
period. Dollar amount range =
-2500,2500

U Asset 120 owned jointly with someone else
other than spouse

V -9999 .Not in universe

00000 .None

D OJRT1203 5 5119

Amount of rental income cleared jointly
with others for month 3 of the reference
period. Dollar amount range =
-2500,2500.

U Asset 120 owned jointly with someone else

422

GENERAL TYPE 2

DATA SIZE BEGIN

other than spouse
V -9999 .Not in universe
00000 .None

D QJRT1204 5 5124
Amount of rental income cleared jointly
with others for month 4 of the reference
period. Dollar amount range =
-2500,2500.

U Asset 120 owned jointly with someone else
other than spouse
V -9999 .Not in universe
00000 .None

* *
* The next 24 fields contain income *
* source code 130 (mortgages) by *
* months 1-4. *
* *
* JMTGNYN1....4 *
* JMORTYN1....4 *
* JMAM1301....4 *
* OMTG YN1....4 *
* OMORTYN1....4 *
* OMAM1301....4 *
* *
* *

D JMTGNYN1 1 5129
Was mortgage held jointly with spouse
for month 1 of the reference period.

U Asset 130 owned jointly by married
couples

V 0 .Not in universe
1 .Yes
2 .No

D JMTGNYN2 1 5130
Was mortgage held jointly with spouse
for month 2 of the reference period.

U Asset 130 owned jointly by married
couples

V 0 .Not in universe
1 .Yes
2 .No

D JMTGNYN3 1 5131
Was mortgage held jointly with spouse
for month 3 of the reference period.

U Asset 130 owned jointly by married

DATA	SIZE	BEGIN
couples		
V 0	.Not in universe	
1	.Yes	
2	.No	
D JMTGNYN4	1	5132
Was mortgage held jointly with spouse for month 4 of the reference period.		
U Asset 130	owned jointly by married couples	
V 0	.Not in universe	
1	.Yes	
2	.No	
D JMORTYN1	1	5133
Was interest received from jointly owned mortgage for month 1 of the reference period.		
U Asset 130	owned jointly by married couples	
V 0	.Not in universe	
1	.Yes	
2	.No	
D JMORTYN2	1	5134
Was interest received from jointly owned mortgage for month 2 of the reference period.		
U Asset 130	owned jointly by married couples	
V 0	.Not in universe	
1	.Yes	
2	.No	
D JMORTYN3	1	5135
Was interest received from jointly owned mortgage for month 3 of the reference period.		
U Asset 130	owned jointly by married couples	
V 0	.Not in universe	
1	.Yes	
2	.No	
D JMORTYN4	1	5136
Was interest received from jointly owned mortgage for month 4 of the reference period.		
U Asset 130	owned jointly by married	

GENERAL TYPE Z

DATA	SIZE	BEGIN
couples		
V 0	.Not in universe	
1	.Yes	
2	.No	
D JMAM1301	4	S137
Amount of mortgage interest earned jointly with spouse for month 1 of the reference period. In dollars. Range = -9,2500.		
U Asset 130 owned jointly by married couples		
V -009	.Not in universe	
0000	.None	
D JMAM1302	4	S141
Amount of mortgage interest earned jointly with spouse for month 2 of the reference period. In dollars. Range = -9,2500.		
U Asset 130 owned jointly by married couples		
V -009	.Not in universe	
0000	.None	
D JMAM1303	4	S145
Amount of mortgage interest earned jointly with spouse for month 3 of the reference period. In dollars. Range = -9,2500.		
U Asset 130 owned jointly by married couples		
V -009	.Not in universe	
0000	.None	
D JMAM1304	4	S149
Amount of mortgage interest earned jointly with spouse for month 4 of the reference period. In dollars. Range = -9,2500.		
U Asset 130 owned jointly by married couples		
V -009	.Not in universe	
0000	.None	
D OMTGNYN1	1	S153
Was mortgage held in own name in month 1 of the reference period.		

GENERAL TYPE

DATA	SIZE	BEGIN
U Asset 130 owned by individual persons 15 years old and older		
V 0 .Not in universe		
1 .Yes		
2 .No		
D OMTGYNZ	1	5154
Was mortgage held in own name in month 2 of the reference period.		
U Asset 130 owned by individual persons 15 years years old and older		
V 0 .Not in universe		
1 .Yes		
2 .No		
D OMTGYN3	1	5155
Was mortgage held in own name in month 3 of the reference period.		
U Asset 130 owned by individual persons 15 years old and older		
V 0 .Not in universe		
1 .Yes		
2 .No		
D OMTGYN4	1	5156
Was mortgage held in own name in month 4 of the reference period.		
U Asset 130 owned by individual persons 15 years old and older		
V 0 .Not in universe		
1 .Yes		
2 .No		
D OMORTYN1	1	5157
Was interest received from mortgage held in own name for month 1 of the reference period.		
U Asset 130 owned by individual persons 15 years old and older		
V 0 .Not in universe		
1 .Yes		
2 .No		
D OMORTYN2	1	5158
Was interest received from mortgage held in own name for month 2 of the reference period.		
U Asset 130 owned by individual persons 15 years old and older		

GENERAL TYPE Z

DATA	SIZE	BEGIN
V D .Not in universe		
1 .Yes		
2 .No		
D OMORTYNE	1	5159
Was interest received from mortgage held in own name for month 3 of the reference period.		
U Asset 130 owned by individual persons 15 years old and older		
V D .Not in universe		
1 .Yes		
2 .No		
D OMORTYN4	1	5160
Was interest received from mortgage held in own name for month 4 of the reference period.		
U Asset 130 owned by individual persons 15 years old and older		
V D .Not in universe		
1 .Yes		
2 .No		
D OMAM1301	4	5161
Amount of mortgage interest earned in own name for month 1 of the reference period. In dollars. Range = -9,2500.		
U Asset 130 owned by individual persons 15 years old and older		
V -009 .Not in universe		
0000 .None		
D OMAM1302	4	5165
Amount of mortgage interest earned in own name for month 2 of the reference period. In dollars. Range = -9,2500.		
U Asset 130 owned by individual persons 15 years old and older		
V -009 .Not in universe		
0000 .None		
D OMAM1303	4	5169
Amount of mortgage interest earned in own name for month 3 of the reference period. In dollars. Range = -9,2500.		
U Asset 130 owned by individual persons 15 years old and older		

DATA	SIZE	BEGIN
V -009 .Not in universe 0000 .None		
D OMAM1304	4	5173
Amount of mortgage interest earned in own name for month 4 of the reference period. In dollars. Range = -9,2500.		
U Asset 130 owned by individual persons 15 years old and older		
V -009 .Not in universe 0000 .None		
*		*
* The next 8 fields contain income		*
* source codes 140 (royalties) and		*
* 150 (other financial investments)		*
* by months 1-4.		*
*		*
*		*
* 04050YN1....4		*
* RAM40501....4		*
*		*
D 04050YN1	1	5177
Were royalties or other financial investment income received in month 1 of the reference period in own name.		
U Asset 140 owned by individual persons 15 years old and older		
V 0 .Not in universe 1 .Yes 2 .No		
D 04040YN2	1	5178
Were royalties or other financial investment income received in month 2 of the reference period in own name.		
U Asset 140 owned by individual persons 15 years old and older		
V 0 .Not in universe 1 .Yes 2 .No		
D 04050YN3	1	5179
Were royalties or other financial investment income received in month 3 of the reference period in own name.		
U Asset 140 owned by individual persons 15 years old and older		
V 0 .Not in universe		

GENERAL TYPE 2

DATA	SIZE	BEGIN
1 .Yes		
2 .No		
D 04050YN4	1	5180
Were royalties or other financial investment income received in month 4 of the reference period in own name.		
U Asset 140 owned by individual persons 15 years old and older		
V 0 .Not in universe		
1 .Yes		
2 .No		
D RAM40501	5	5181
Amount earned from royalties and other financial investments for month 1 of the reference period.		
Dollar amount range = -2500,2500.		
U Asset 140 owned by individual persons 15 years old and older		
V -9999 .Not in universe		
00000 .None		
D RAM40502	5	5186
Amount earned from royalties and other financial investments for month 2 of the reference period.		
Dollar amount range = -2500,2500.		
U Asset 140 owned by individual persons 15 years old and older		
V -9999 .Not in universe		
00000 .None		
D RAM40503	5	5191
Amount earned from royalties and other financial investments for month 3 of the reference period.		
Dollar amount range = -2500,2500.		
U Asset 140 owned by individual persons 15 years old and older		
V -9999 .Not in universe		
00000 .None		
D RAM40504	5	5196
Amount earned from royalties and other financial investments for month 4 of the reference period.		
Dollar amount range = -2500,2500.		

DATA	SIZE	BEGIN
U Asset 140 owned by individual persons 15 years old and older		
V -9999 .Not in universe		
00000 .None		
* * * * *		
* The next 4 fields (SC4300 through SC4306) are possible answers to the question:		
* * * * *		
* Check item A10		
* Asset types owned		
* * * * *		
D SC4300 1 5201		
ISS code 100 - regular/passbook savings accounts		
U Persons 15 years old and older		
V 0 .Not marked as a type of asset owned		
1 .Marked as a type of asset owned		
9 .Not in universe		
D SC4302 1 5202		
ISS code 101 - money market deposit accounts		
U Persons 15 years old and older		
V 0 .Not marked as a type of asset owned		
1 .Marked as a type of asset owned		
9 .Not in universe		
D SC4304 1 5203		
ISS code 102 - certificates of deposit or other savings certificates		
U Persons 15 years old and older		
V 0 .Not marked as a type of asset owned		
1 .Marked as a type of asset owned		
9 .Not in universe		
D SC4306 1 5204		
ISS code 103 - NOW; Super NOW or other interest earning checking accounts		
U Persons 15 years old and older		
V 0 .Not marked as a type of asset owned		
1 .Marked as a type of asset owned		
9 .Not in universe		
D SC4308 1 5205		
Check item A11		

430

GENERAL TYPE 2

DATA SIZE BEGIN

Interview status of ...'s spouse .

- U Persons 15 years old and older
- V 0 .Not in universe
- 1 .No spouse in household - skip
To SC4320
- 2 .Interview for spouse not yet
conducted
- 3 .Interview for spouse already
conducted - skip to SC4318

D SC4310 1 5206
Did ... own any of these assets
jointly with ...'s (husband/wife)

- U Assets 100-103 owned by persons
15 years old and older
- V 0 .Not in universe
- 1 .Yes
- 2 .No - skip to SC4320

D SC4312 5 5207
What is your best estimate of the
total amount of interest earned on
these jointly held assets during
the 4-month period
Range = 0-20000.

- U Assets 100-103 owned jointly by
married couples
- V 00000 .Not in universe

D G2-FILL1 1 5212
Zero filler

D SC4318 1 5213
Besides the assets owned jointly
with ...'s (husband/wife), did ...
have any of these in ...'s own
name

- U Assets 100-103 owned by individual
persons 15 years old and older
- V 0 .Not in universe
- 1 .Yes
- 2 .No - skip to next ISS code

D SC4320 5 5214
What is your best estimate of the
total amount of interest earned on
these assets during the 4-month
period

GENERAL TYPE

DATA	SIZE	BEGIN
------	------	-------

Range = 0.10000

U Assets 100-103 owned by individual persons 15 years old and older

V 00000 .Not in universe

D G2-FILL2	1	5219
------------	---	------

Zero filler

*
* The next 4 fields (SC4400 through SC4406) are possible answers to the question:
*
*
*
*

* Check item A12

* Asset types owned

*

D SC4400	1	5220
----------	---	------

ISS code 104 - money market funds

U Persons 15 years old and older

V 0 .Not marked as a type of asset owned

1 .Marked as a type of asset owned

9 .Not in universe

D SC4402	1	5221
----------	---	------

ISS code 105 - U.S. government securities

U Persons 15 years old and older

V 0 .Not marked as a type of asset owned

1 .Marked as a type of asset owned

9 .Not in universe

D SC4404	1	5222
----------	---	------

ISS code 106 - municipal or corporate bonds

U Persons 15 years old and older

V 0 .Not marked as a type of asset owned

1 .Marked as a type of asset owned

9 .Not in universe

D SC4406	1	5223
----------	---	------

ISS code 107 - other interest-earning assets

U Persons 15 years old and older

V 0 .Not marked as a type of asset owned

1 .Marked as a type of asset owned

9 .Not in universe

D SC4408	1	5224
----------	---	------

Check item A13

GENERAL TYPE 2

DATA	SIZE	BEGIN
------	------	-------

Interview status of ...'s spouse .

- U Persons 15 years old and older
- V 0 .Not in universe
 - 1 .No spouse in household - skip to SC4420
 - 2 .Interview for spouse not yet conducted
 - 3 .Interview for spouse already conducted - skip to SC4416

D SC4410	1	5225
----------	---	------

Did ... own any of these assets jointly with ...'s (husband/wife)

- U Assets 104-107 owned by persons 15 years old and older
- V 0 .Not in universe
 - 1 .Yes
 - 2 .No - skip to SC4420

D SC4412	5	5226
----------	---	------

What is your best estimate of the total amount of interest earned on these jointly held assets during the 4-month period
Range = 0,20000

- U Assets 104-107 owned jointly by married couples
- V 00000 .Not in universe

D G2-FILL3	1	5231
------------	---	------

Zero filler

D SC4418	1	5232
----------	---	------

Besides the assets owned jointly with ...'s (husband/wife), did ... have any of these in ...'s own name

- U Assets 104-107 owned by individual persons 15 years old and older
- V 0 .Not in universe
 - 1 .Yes
 - 2 .No - skip to next ISS code

D SC4420	5	5233
----------	---	------

What is your best estimate of the total amount of interest earned on these assets during the 4-month period. In dollars.

DATA SIZE BEGIN

Range = 0,10000

U Assets 104-107 owned by individual persons
15 years old and older
V 00000 .Not in universe

D G2-FILL4 1 5238
Zero filler

D SC4500 1 5239
Did ... receive any dividend checks
for owned stocks or mutual fund
shares during these 4 months
U Persons 15 years old and older
V 0 .Not in universe
1 .Yes
2 .No - skip to SC4512

D SC4502 1 5240
Check item A14
Interview status of ...'s spouse
U Persons 15 years old and older
V 0 .Not in universe
1 .No spouse in household - skip
to SC4508
2 .Interview for spouse not yet
conducted
3 .Interview for spouse already
conducted - skip to SC4508

D SC4504 5 5241
During the past 4 months how much
was received in dividend checks
Made out jointly to ... and ...'s
(husband/wife). In dollars.
Range = -9,20000
U Asset 110 owned jointly by married couples
V -000? .Not in universe
00000 .None - skip to SC4508

D G2-FILL5 1 5246
Zero filler

D SC4508 5 5247
During this 4-month period, how
much did ... receive in dividend
checks (in ...'s name only)
Range = -9,10000
U Asset 110 owned by individual persons 15
years old and older

434

GENERAL TYPE 2

DATA	SIZE	BEGIN
V -0009 .Not in universe 00000 .None - skip to SC4512		
D 62-FILL6 Zero filler	1	5252
D SC4512 Did ... earn any (other) dividends that were credited against a margin account or automatically reinvested in additional shares of stock	1	5253
U Asset 110 owned by individual persons 15 years old and older		
V 0 .Not in universe 1 .Yes 2 .No - skip to next ISS code		
D SC4514 Check item A15 Interview status of ...'s spouse	1	5254
U Persons 15 years old and older		
V 0 .Not in universe 1 .No spouse in household - skip to SC4516 2 .Interview for spouse not yet conducted 3 .Interview for spouse already conducted - skip to SC4516		
D SC4516 During the 4-month period how much of these kinds of dividends did ... earn jointly with ...'s (husband/ wife). In dollars. Range = -9,20000.	E	5255
U Asset 110 owned jointly by married couples		
V -0009 .Not in universe 00000 .None		
D SC4518 During the 4-month period, how much of these kinds of dividends did ... earn (in ...'s name only) Range = -9,10000.	5	5260
U Asset 110 owned by individual persons 15 years old and older		
V -0009 .Not in universe 00000 .None - skip to next ISS code		

DATA	SIZE	BEGIN
D SC4600	1	5265
Check item A17		
Interview status of ...'s spouse .		
U Persons 15 years old and older		
V 0 .Not in universe		
1 .No spouse in household - skip to SC4610		
2 .Interview for spouse not yet conducted		
3 .Interview for spouse already conducted - skip to SC4610		
D SC4602	1	5266
Did ... receive any rental income from property owned jointly by ... and ...'s (husband/wife)		
U Asset 120 owned jointly by married couples		
V 0 .Not in universe		
1 .Yes		
2 .No - skip to SC4610		
D SC4604	5	5267
About how much was received in gross rent from this property during the 4-month period.		
Range = 0,20000		
U Asset 120 owned jointly by married couples		
V 00000 .Not in universe		
D SC4606	6	5272
What is your best estimate of the amount that was cleared after expenses. Negative amount indicates loss.		
Dollar amount range = -20000,20000		
U Asset 120 owned jointly by married couples		
V 000000 .Not in universe		
D SC4610	1	5278
Did ... receive rental income from property owned entirely in ...'s own name		
U Asset 120 owned by individual persons 15 years old and older		
V 0 .Not in universe		
1 .Yes		
2 .No - skip to SC4618		

GENERAL TYPE 2

DATA	SIZE	BEGIN
------	------	-------

D SC4612	5	5279
----------	---	------

About how much was received in gross rent from this property during the 4-month period
Range = 0,10000

U Asset 120 owned by individual persons 15 years old and older
V 00000 .Not in universe

D SC4614	6	5284
----------	---	------

What is your best estimate of the amount that was cleared after expenses. Negative amount indicates loss.

Dollar amount range = -10000,10000
U Asset 120 owned by individual persons 15 years old and older
V 000000 .Not in universe

D SC4618	1	5290
----------	---	------

Did ... receive any rental income from property owned jointly with others

U Asset 120 owned jointly with someone else other than spouse
V 0 .Not in universe
1 .Yes
2 .No - skip to next ISE code

D SC4620	6	5291
----------	---	------

What is your best estimate of ...'s share of the amount cleared on this property during the last 4 months. Negative amount indicates loss.

Dollar amount range = -10000,10000
U Asset 120 owned jointly with someone else other than spouse
V 000000 .Not in universe

* *
* The next 3 fields (SC4700 through *
* SC4704) are possible answers to the *
* question: *
* *
* Check item A17 *
* Asset types owned *
* *

D SC4700	1	5297
----------	---	------

ISE code 130 - mortgages

GENERAL TYPE

DATA	SIZE	BEGIN
U Persons 15 years old and older		
V 0 .Not marked as a type of asset owned		
1 .Marked as a type of asset owned		
9 .Not in universe		
D SC4702	1	5296
ISS code 140 - royalties		
U Persons 15 years old and older		
V 0 .Not marked as a type of asset owned		
1 .Marked as a type of asset owned		
9 .Not in universe		
D SC4704	1	5299
ISS code 150 - other financial investments		
U Persons 15 years old and older		
V 0 .Not marked as a type of asset owned		
1 .Marked as a type of asset owned		
9 .Not in universe		
D SC4706	1	5300
Check item A19		
Is ISS code 130 marked in SC4700		
U Persons 15 years old and older		
V 0 .Not in universe		
1 .Yes		
2 .No - skip to SC4720		
D SC4708	1	5301
Check item A20		
Interview status of ...'s spouse		
U Persons 15 years old and older		
V 0 .Not in universe		
1 .No spouse in household - skip to SC4716		
2 .Interview for spouse not yet conducted		
3 .Interview for spouse already conducted - skip to SC4714		
D SC4710	1	5302
Did ... own this mortgage jointly with ...'s spouse		
U Asset 130 owned jointly by married couples		
V 0 .Not in universe		
1 .Yes		
2 .No - skip to SC4716		

GENERAL TYPE 2

DATA	SIZE	BEGIN
D SC4712	5	5303
During the past 4 months how much interest was paid to ... and ...'s spouse by the borrower. In dollars		
Range = -9,20000		
U Asset 130 owned jointly by married couples		
V -0009 .Not in universe		
00000 .None		
D SC4714	1	5308
Did ... hold any mortgages in ...'s own name		
U Asset 130 owned by individual persons 15 years old and older		
V 0 .Not in universe		
1 .Yes		
2 .No - skip to SC4718		
D SC4716	5	5309
During the past 4 months how much interest was paid to ... by the borrower. In dollars.		
Range = -9,10000		
U Asset 130 owned by individual persons 15 years old and older		
V -0009 .Not in universe		
00000 .None		
D SC4718	1	5314
Check item A21		
Is ISS code 140 marked in SC4702 or ISS code 150 marked in SC4704		
U Persons 15 years old and older		
V 0 .Not in universe		
1 .Yes		
2 .No		
D SC4720	6	5315
During the past 4 months, how much income did ... receive from these assets. Negative amount indicates loss.		
Dollar amount range = -10000,10000		
U Asset 140 or 150 owned by individual persons 15 years old and older		
V -99999 .Not in universe		
000000 .None		

GENERAL TYPE

DATA	SIZE	BEGIN
* * General amounts 2 imputation flags *		* * *
D G2-IMP01	1	5321
General amounts 2 imputation flag 1 Imputation of 'SC4310'		
V 0	.Not imputed	
1	.Imputed	
D G2-IMP02	1	5322
General amounts 2 imputation flag 2 Imputation of 'SC4312'		
V 0	.Not imputed	
1	.Imputed	
D G2-IMP03	1	5323
General amounts 2 imputation flag 3 Imputation of 'SC4318'		
V 0	.Not imputed	
1	.Imputed	
D G2-IMP04	1	5324
General amounts 2 imputation flag 4 Imputation of 'SC4320'		
V 0	.Not imputed	
1	.Imputed	
D G2-IMP05	1	5325
General amounts 2 imputation flag 5 Imputation of 'SC4410'		
V 0	.Not imputed	
1	.Imputed	
D G2-IMP06	1	5326
General amounts 2 imputation flag 6 Imputation of 'SC4412'		
V 0	.Not imputed	
1	.Imputed	
D G2-IMP07	1	5327
General amounts 2 imputation flag 7 Imputation of 'SC4418'		
V 0	.Not imputed	
1	.Imputed	
D G2-IMP08	1	5328
General amounts 2 imputation flag 8 Imputation of 'SC4420'		

440

GENERAL TYPE 2

DATA	SIZE	BEGIN
V 0 .Not imputed 1 .Imputed		
D G2-IMP09 General amounts 2 imputation flag 9 Imputation of 'SC4500'	1	5329
V 0 .Not imputed 1 .Imputed		
D G2-IMP10 General amounts 2 imputation flag 10 Imputation of 'SC4504'	1	5330
V 0 .Not imputed 1 .Imputed		
D G2-IMP11 General amounts 2 imputation flag 11 Imputation of 'SC4508'	1	5331
V 0 .Not imputed 1 .Imputed		
D G2-IMP12 General amounts 2 imputation flag 12 Imputation of 'SC4512'	1	5332
V 0 .Not imputed 1 .Imputed		
D G2-IMP13 General amounts 2 imputation flag 13 Imputation of 'SC4516'	1	5333
V 0 .Not imputed 1 .Imputed		
D G2-IMP14 General amounts 2 imputation flag 14 Imputation of 'SC4518'	1	5334
V 0 .Not imputed 1 .Imputed		
D G2-IMP15 General amounts 2 imputation flag 15 Imputation of 'SC4602'	1	5335
V 0 .Not imputed 1 .Imputed		
D G2-IMP16 General amounts 2 imputation flag 16 Imputation of 'SC4604'	1	5336

DATA	SIZE	BEGIN
V 0 .Not imputed 1 .Imputed		
D G2-IMP17 General amounts 2 imputation flag 17 Imputation of 'SC4606'	1	5337
V 0 .Not imputed 1 .Imputed		
D G2-IMP18 General amounts 2 imputation flag 18 Imputation of 'SC4610'	1	5338
V 0 .Not imputed 1 .Imputed		
D G2-IMP19 General amounts 2 imputation flag 19 Imputation of 'SC4612'	1	5339
V 0 .Not imputed 1 .Imputed		
D G2-IMP20 General amounts 2 imputation flag 20 Imputation of 'SC4614'	1	5340
V 0 .Not imputed 1 .Imputed		
D G2-IMP21 General amounts 2 imputation flag 21 Imputation of 'SC4618'	1	5341
V 0 .Not imputed 1 .Imputed		
D G2-IMP22 General amounts 2 imputation flag 22 Imputation of 'SC4620'	1	5342
V 0 .Not imputed 1 .Imputed		
D G2-IMP23 General amounts 2 imputation flag 23 Imputation of 'SC4710'	1	5343
V 0 .Not imputed 1 .Imputed		
D G2-IMP24 General amounts 2 imputation flag 24 Imputation of 'SC4712'	1	5344
V 0 .Not imputed 1 .Imputed		

442

GENERAL TYPE 2

DATA	SIZE	BEGIN
D G2-IMP25	1	5345
General amounts 2 imputation flag 25 Imputation of 'SC4714'		
V 0	.Not imputed	
1	.Imputed	
D G2-IMP26	1	5346
General amounts 2 imputation flag 26 imputation of 'SC4716'		
V 0	.Not imputed	
1	.Imputed	
D G2-IMP27	1	5347
General amounts 2 imputation flag 27 imputation of 'SC4720'		
V 0	.Not imputed	
1	.Imputed	
D VERSION	1	5348
Release number of file Range = 1/9		
V 1	.Original version	
2	.First re-release, etc.	
D G2-FILL7	4	5349
Blank Filler		

APPENDIX A-1

Income Source Code List

Code · Income Sources

- 1 - Social Security
- 2 - U.S. Government Railroad Retirement pay
- 3 - Federal Supplemental Security Income (SSI)
- 5 - State unemployment compensation
- 6 - Supplemental Unemployment Benefits
- 7 - Other unemployment compensation (Trade Adjustment Act benefits, strike pay, other)
- 8 - Veterans compensation or pensions
- 10 - Worker's compensation
- 12 - Employer or union temporary sickness policy
- 13 - Payments from a sickness, accident or disability insurance policy purchased on your own
- 20 - Aid to Families with Dependent Children (AFDC, ADC)
- 21 - General assistance or General relief
- 23 - Foster child care payments
- 24 - Other welfare
- 25 - WIC (Women, Infants and Children) Nutrition Program
- 27 - Food stamps
- 28 - Child support payments
- 29 - Alimony payments
- 30 - Pension from company or union
- 31 - Federal Civil Service or other Federal civilian employee pensions
- 32 - U.S. Military retirement pay
- 34 - State government pensions
- 35 - Local government pensions
- 36 - Income from paid-up life insurance policies or annuities
- 37 - Estates and trusts
- 38 - Other payments for retirement, disability or survivor
- 40 - G.I. Bill/VEAP education benefits
- 50 - Income assistance from a charitable group
- 51 - Money from relatives or friends
- 52 - Lump sum payments
- 53 - Income from roomers or boarders
- 54 - National Guard or Reserve pay
- 55 - Incidental or casual earnings
- 56 - Other cash income not included elsewhere
- 75 - Categories combined and recoded for confidentiality reasons
 - State Administered Supplemental Security Income (old code 4)
 - Black lung payments (old code 9)
 - State temporary sickness or disability benefits (old code 11)
 - Indian, Cuban, or Refugee Assistance (old code 22)
 - National Guard or Reserve Force retirement (old code 33)

Code Asset List

- 100 - Regular/passbook savings accounts in a bank, savings and loan or credit union
- 101 - Money market deposit accounts
- 102 - Certificates of Deposit or other savings certificates
- 103 - NOW, Super NOW or other interest earning checking accounts
- 104 - Money market funds
- 105 - U.S. Government securities
- 106 - Municipal or corporate bonds
- 107 - Other interest-earning assets
- 110 - Stocks or mutual fund shares
- 120 - Rental property
- 130 - Mortgages
- 140 - Royalties
- 150 - Other financial investments

Code Special Indicators

- 170 - Worked
- 171 - Disabled
- 172 - Medicare
- 173 - Medicaid
- 174 - U.S. Saving Bonds (E, EE)
- 175 - Other educational assistance

APPENDIX A-2.

INCOME SOURCES INCLUDED IN MONTHLY CASH INCOME

Earnings from Employment

Wages and salaries
Nonfarm self-employment income
Farm self-employment income

Income from Assets (Property Income)

Regular/passbook savings accounts in a bank, savings and loan or credit union
Money market deposit accounts
Certificates of Deposit or other savings certificates
NOW, Super NOW or other interest-earning checking accounts
Money market funds
U.S. Government securities
Municipal or corporate bonds
Other interest-earning assets
Stocks or mutual fund shares
Rental property
Mortgages
Royalties
Other financial investments

Other Income Sources

Social Security
U.S. Government Railroad Retirement pay
Federal Supplemental Security Income (SSI)
State Administered Supplemental Security Income
State unemployment compensation
Supplemental Unemployment Benefits
Other unemployment compensation (Trade Adjustment Act benefits; strike pay, other)
Veterans compensation or pensions
Black lung payments
Worker's compensation
State temporary sickness or disability benefits
Payments from a sickness, accident or disability insurance policy purchased on your own
Aid to Families with Dependent Children (AFDC, ADC)
General assistance or General relief
Indian, Cuban, or Refugee Assistance
Foster child care payments
Other welfare
Child support payments
Alimony payments
Pension from company or union
Federal Civil Service or other Federal civilian employee pensions

Other Income Sources (Continued)

U.S. Military retirement pay
National Guard or Reserve Forces retirement
State government pensions
Local government pensions
Income from paid-up life insurance policies or annuities
Estates and trusts
Other payments for retirement, disability or survivor
G.I. Bill/VEAP education benefits
Income assistance from a charitable group
Money from relatives or friends
Lump sum payments
Income from roomers or boarders
National Guard or Reserve pay
Incidental or casual earnings
Other cash income not included elsewhere

APPENDIX A-3.

SOURCES OF MEANS-TESTED BENEFITS COVERED IN SIPP

Cash Benefits

Federal Supplemental Security Income (SSI)
State Administered Supplemental Security Income
Veterans' pensions
Aid to Families with Dependent Children (AFDC, ADC)
General Assistance or General Relief
Indian, Cuban, or Refugee Assistance
Other welfare
Foster child care payments

Noncash Benefits

Food Stamps
Special Supplemental Food Program for Women,
Infants, and Children (WIC)
Low-Income Home Energy Assistance

Medicaid
Free or reduced price school lunches
Free or reduced price school breakfasts
Public or subsidized rental housing

.

.....

-

.

.

.

.

.

APPENDIX A-4

1980 CENSUS OF POPULATION
OCCUPATION CLASSIFICATION SYSTEM

(The numbers in parentheses refer to the 1980 Standard Occupational Classification code equivalents. Pt means part. N.e.c. means not elsewhere classified.)

MANAGERIAL AND PROFESSIONAL SPECIALTY OCCUPATIONS

1980
CODE

Executive, Administrative, and Managerial Occupations

003 Legislators (111)
004 Chief executives and general administrators, public administration (112)
005 Administrators and officials, public administration (1132-1139)
006 Administrators, protective services (1131)
007 Financial managers (122)
008 Personnel and labor relations managers (123)
009 Purchasing managers (124)
013 Managers, marketing, advertising, and public relations (125)
014 Administrators, education and related fields (128)
015 Managers, medicine and health (131)
016 Managers, properties and real estate (1353)
017 Postmasters and mail superintendents (1344)
018 Funeral directors (pt 1359)
019 Managers and administrators, n.e.c. (121, 126, 127, 132-139, exc. 1344, 1353, pt 1358)

Management Related Occupations

023 Accountants and auditors (1412)
024 Underwriters (1414)
025 Other financial officers (1413, 1419)
026 Management analysts (142)
027 Personnel, training, and labor relations specialists (143)
028 Purchasing agents and buyers, farm products (1443)
029 Buyers, wholesale and retail trade except farm products (1442)
033 Purchasing agents and buyers, n.e.c. (1449)
034 Business and promotion agents (145)
035 Construction inspectors (1472)
036 Inspectors and compliance officers, exc. construction (1473)
037 Management related occupations, n.e.c. (149)

Professional Specialty Occupations

Engineers, Architects, and Surveyors

043 Architects (161)
044 Engineers
 Aerospace (1622)
Engineers, Architects, and Surveyors (continued)

 Engineers (continued)
045 Metallurgical and materials (1623)

046 Mining (1824)
 047 Petroleum (1825)
 048 Chemical (1826)
 049 Nuclear (1827)
 053 Civil (1828)
 054 Agricultural (1832)
 055 Electrical and electronic (1833, 1836)
 056 Industrial (1834)
 057 Mechanical (1835)
 058 Marine and naval architects (1837)
 059 Engineers, n.e.c. (1839)
 063 Surveyors and mapping scientists (184)
Mathematical and Computer Scientists
 064 Computer systems analysts and scientists (171)
 065 Operations and systems researchers and analysts (172)
 066 Actuaries (1732)
 067 Statisticians (1733)
 068 Mathematical scientists, n.e.c. (1739)
Natural Scientists
 069 Physicists and astronomers (1842, 1843)
 073 Chemists, except biochemists (1845)
 074 Atmospheric and space scientists (1846)
 075 Geologists and geodesists (1847)
 076 Physical scientists, n.e.c. (1849)
 077 Agricultural and food scientists (1853)
 078 Biological and life scientists (1854)
 079 Forestry and conservation scientists (1852)
 083 Medical scientists (1855)

Health Diagnosing Occupations
 084 Physicians (261)
 085 Dentists (262)
 086 Veterinarians (27)
 087 Optometrists (281)
 088 Podiatrists (283)
 089 Health diagnosing practitioners, n.e.c. (289)
Health Assessment and Treating Occupations
 095 Registered nurses (29)
 096 Pharmacists (301)
 097 Dietitians (302)
Therapists
 098 Inhalation therapists (3031)
 099 Occupational therapists (3032)
 103 Physical therapists (3033)
 104 Speech therapists (3034)
 105 Therapists, n.e.c. (3039)
 106 Physicians' assistants (304)
Teachers, Postsecondary
 113 Earth, environmental, and marine science teachers (2212)
 114 Biological science teachers (2213)
 115 Chemistry teachers (2214)
 116 Physics teachers (2215)
 117 Natural science teachers, n.e.c. (2216)
 118 Psychology teachers (2217)
 119 Economics teachers (2218)

123	History teachers (2222)
124	Political science teachers (2223)
125	Sociology teachers (2224)
126	Social science teachers, n.e.c. (2225)
127	Engineering teachers (2226)
128	Mathematical science teachers (2227)
129	Computer science teachers (2228)
133	Medical science teachers (2231)
134	Health specialties teachers (2232)
135	Business, commerce, and marketing teachers (2233)
136	Agriculture and forestry teachers (2234)
137	Art, drama, and music teachers (2235)
138	Physical education teachers (2236)
139	Education teachers (2237)
143	English teachers (2238)
144	Foreign language teachers (2242)
145	Law teachers (2243)
146	Social work teachers (2244)
147	Theology teachers (2245)
148	Trade and industrial teachers (2246)
149	Home economics teachers (2247)
153	Teachers, postsecondary, n.e.c. (2249)
154	Postsecondary teachers, subject not specified
	Teachers, Except Postsecondary
155	Teachers, prekindergarten and kindergarten (231)
N(156)	Teachers, elementary school (232)
P(157)	Teachers, secondary school (233)
158	Teachers, special education (235)
159	Teachers, n.e.c. (236, 239)
163	Counselors, educational and vocational (24)
	Librarians, Archivists, and Curators
164	Librarians (251)
165	Archivists and curators (252)
	Social Scientists and Urban Planners
166	Economists (1912)
167	Psychologists (1915)
168	Sociologists (1916)
169	Social scientists, n.e.c. (1913, 1914, 1919)
173	Urban planners (192)
	Social, Recreation, and Religious Workers
174	Social workers (2032)
175	Recreation workers (2033)
176	Clergy (2042)
177	Religious workers, n.e.c. (2049)
	Lawyers and Judges
178	Lawyers (211)
179	Judges (212)
	Writers, Artists, Entertainers, and Athletes
183	Authors (321)
184	Technical writers (398)
185	Designers (322)

186	Musicians and composers (323)
187	Actors and directors (324)
188	Painters, sculptors, craft-artists, and artist printmakers (325)
189	Photographers (326)
193	Dancers (327)
194	Artists, performers, and related workers, n.e.c. (328, 329)
195	Editors and reporters (331)
197	Public relations specialists (332)
198	Announcers (333)
199	Athletes (34)

TECHNICAL, SALES, AND ADMINISTRATIVE SUPPORT OCCUPATIONS

Technicians and Related Support Occupations Health Technologists and Technicians

203	Clinical laboratory technologists and technicians (362)
204	Dental hygienists (363)
205	Health record technologists and technicians (364)
206	Radiologic technicians (365)
207	Licensed practical nurses (366)
208	Health technologists and technicians, n.e.c. (368)

Technologists and Technicians, Except Health

Engineering and Related Technologists and Technicians

213	Electrical and electronic technicians (3711)
214	Industrial engineering technicians (3712)
215	Mechanical engineering technicians (3713)
216	Engineering technicians, n.e.c. (3719)
217	Drafting occupations (372)
218	Surveying and mapping technicians (373)

Science Technicians

223	Biological technicians (382)
224	Chemical technicians (3831)
225	Science technicians, n.e.c. (3832, 3833, 384, 389)

Technicians: Except Health, Engineering, and Science

226	Airplane pilots and navigators (825)
227	Air traffic controllers (392)
228	Broadcast equipment operators (393)
229	Computer programmers (3971, 3972)
233	Tool programmers, numerical control (3974)
234	Legal assistants (398)
235	Technicians, n.e.c. (399)

Sales Occupations

243	Supervisors and proprietors, sales occupations (40)
-----	---

Sales Representatives, Finance and Business Services

253	Insurance sales occupations (4122)
254	Real estate sales occupations (4123)
255	Securities and financial services sales occupations (4124)
256	Advertising and related sales occupations (4153)
257	Sales occupations, other business services (4152)

Sales Representatives, Commodities Except Retail
 258 Sales engineers (421)
 259 Sales representatives, mining, manufacturing, and wholesale (423, 424)

Sales Workers, Retail and Personal Services
 263 Sales workers, motor vehicles and boats (4342, 4344)
 264 Sales workers, apparel (4346)
 265 Sales workers, shoes (4351)
 266 Sales workers, furniture and home furnishings (4348)
 267 Sales workers; radio, TV, hi-fi, and appliances (4343, 4352)
 268 Sales workers, hardware and building supplies (4353)
 269 Sales workers, parts (4367)
 274 Sales workers, other commodities (4345, 4347, 4354, 4356, 4359, 4362, 4369)
 275 Sales counter clerks (4363)
 Q(276) Cashiers (4354)
 277 Street and door-to-door sales workers (4386)
 278 News vendors (4385)

Sales Related Occupations
 283 Demonstrators, promoters and models, sales (445)
 284 Auctioneers (447)
 285 Sales support occupations, n.e.c. (444, 446, 449)

Administrative Support Occupations, Including Clerical Supervisors, Administrative Support Occupations
 303 Supervisors, general office (4511, 4513, 4514, 4516, 4519, 4520)
 304 Supervisors, computer equipment operators (4512)
 305 Supervisors, financial records processing (4521)
 306 Chief communications operators (4523)
 307 Supervisors; distribution, scheduling, and adjusting clerks (4522, 4524-4528)

Computer Equipment Operators
 308 Computer operators (4612)
 309 Peripheral equipment operators (4613)

Secretaries, Stenographers, and Typists
 R(313) Secretaries (4622)
 314 Stenographers (4623)
 315 Typists (4624)

Information Clerks
 316 Interviewers (4642)
 317 Hotel clerks (4643)
 318 Transportation ticket and reservation agents (4644)
 319 Receptionists (4645)
 323 Information clerks, n.e.c. (4649)

Records Processing Occupations, Except Financial
 325 Classified-ad clerks (4662)
 326 Correspondence clerks (4663)
 327 Order clerks (4664)
 328 Personnel clerks, except payroll and timekeeping (4692)
 329 Library clerks (4694)
 335 File clerks (4696)
 336 Records clerks (4699)

Financial Records Processing Occupations
 S(337) Bookkeepers, accounting, and auditing clerks (4712)

338 Payroll and timekeeping clerks (4713)
339 Billing clerks (4715)
343 Cost and rate clerks (4716)
344 Billing, posting, and calculating machine operators (4718)

Duplicating, Mail and Other Office Machine Operators

345 Duplicating machine operators (4722)
346 Mail preparing and paper handling machine operators (4723)
347 Office machine operators, n.e.c. (4729)
Communications Equipment Operators
348 Telephone operators (4732)
349 Telegraphers (4733)
353 Communications equipment operators, n.e.c. (4739)

Mail and Message Distributing Occupations

354 Postal clerks, exc. mail carriers (4742)
355 Mail carriers, postal service (4743)
356 Mail clerks, exc. postal service (4744)
357 Messengers (4745)

Material Recording, Scheduling, and Distributing Clerks

359 Dispatchers (4751)
363 Production coordinators (4752)
364 Traffic, shipping, and receiving clerks (4753)
365 Stock and inventory clerks (4754)
366 Meter readers (4755)
368 Weighers, measurers, and checkers (4756)
369 Samplers (4757)
373 Expeditors (4758)
374 Material recording, scheduling, and distributing clerks, n.e.c. (4759)

Adjusters and Investigators

375 Insurance adjusters, examiners, and investigators (4762)
376 Investigators and adjusters, except insurance (4763)
377 Eligibility clerks, social welfare (4764)
378 Bill and account collectors (4766)

Miscellaneous Administrative Support Occupations

379 General office clerks (463)
383 Bank tellers (4791)
384 Proofreaders (4792)
385 Data-entry keyers (4793)
386 Statistical clerks (4794)
387 Teachers' aides (4795)
389 Administrative support occupations, n.e.c. (4787, 4799)

SERVICE OCCUPATIONS

Private Household Occupations

403 Launderers and ironers (503)
404 Cooks, private household (504)
405 Housekeepers and butlers (505)
406 Child care workers, private household (506)
I(407) Private household cleaners and servants (502, 507, 509)

Protective Service Occupations

Supervisors, Protective Service Occupations

413 Supervisors, firefighting and fire prevention occupations (5111)
 414 Supervisors, police and detectives (5112)
 415 Supervisors, guards (5113)
 Firefighting and Fire Prevention Occupations
 416 Fire inspection and fire prevention occupations (5122)
 417 Firefighting occupations (5123)
 Police and Detectives
 418 Police and detectives, public service (5132)
 423 Sheriffs, bailiffs, and other law enforcement officers (5134)
 424 Correctional institution officers (5133)
 Guards
 425 Crossing guards (5142)
 426 Guards and police, exc. public service (5144)
 427 Protective service occupations, n.e.c. (5149)

Service Occupations, Except Protective and Household
 Food Preparation and Service Occupations
 433 Supervisors, food preparation and service occupations (5211)
 434 Bartenders (5212)
 U(435) Waiters and waitresses (5213)
 436 Cooks, except short order (5214)
 437 Short-order cooks (5215)
 438 Food counter, fountain and related occupations (5216)
 439 Kitchen workers, food preparation (5217)
 443 Waiters'/waitresses' assistants (5218)
 444 Miscellaneous food preparation occupations (5219)

Health Service Occupations
 445 Dental assistants (5232)
 446 Health aides, except nursing (5233)
 447 Nursing aides, orderlies, and attendants (5236)

Cleaning and Building Service Occupations, except Household
 448 Supervisors, cleaning and building service workers (5241)
 449 Maids and housemen (5242, 5249)
 V(453) Janitors and cleaners (5244)
 454 Elevator operators (5245)
 455 Pest control occupations (5246)

Personal Service Occupations
 456 Supervisors, personal service occupations (5251)
 457 Barbers (5252)
 458 Hairdressers and cosmetologists (5253)
 Personal Service Occupations (continued)
 459 Attendants, amusement and recreation facilities (5254)
 463 Guides (5255)
 464 Ushers (5256)
 465 Public transportation attendants (5257)
 466 Baggage porters and bellhops (5262)
 467 Welfare service aides (5263)
 468 Child care workers, except private household (5264)
 469 Personal service occupations, n.e.c. (5266, 5269)

FARMING, FORESTRY, AND FISHING OCCUPATIONS

	Farm Operators and Managers
W(473)	Farmers, except horticultural (5512-5514)
474	Horticultural specialty farmers (5515)
475	Managers, farms, except horticultural (5522-5524)
476	Managers, horticultural specialty farms (5525)
	Other Agricultural and Related Occupations
	Farm Occupations, Except Managerial
477	Supervisors, farm workers (5611)
479	Farm workers (5612-5617)
483	Marine life cultivation workers (5618)
484	Nursery workers (5619)
	Related Agricultural Occupations
485	Supervisors, related agricultural occupations (5621)
486	Groundskeepers and gardeners, except farm (5622)
487	Animal caretakers, except farm (5624)
488	Graders and sorters, agricultural products (5625)
489	Inspectors, agricultural products (5627)
	Forestry and Logging Occupations
494	Supervisors, forestry, and logging workers (571)
495	Forestry workers, except logging (572)
496	Timber cutting and logging occupations (573, 579)
	Fishers, Hunters, and Trappers
497	Captains and other officers, fishing vessels (pt 8241)
498	Fishers (583)
499	Hunters and trappers (584)

PRECISION PRODUCTION, CRAFT, AND REPAIR OCCUPATIONS

	Mechanics and Repairers
503	Supervisors, mechanics and repairers (80)
	Mechanics and Repairers, Except Supervisors
	Vehicle and Mobile Equipment Mechanics and Repairers
X(505)	Automobile mechanics (pt 6111)
506	Automobile mechanic apprentices (pt 6111)
507	Bus, truck, and stationary engine mechanics (6112)
508	Aircraft engine mechanics (6113)
509	Small engine repairers (6114)
514	Automobile body and related repairers (6115)
515	Aircraft mechanics, exc. engine (6116)
516	Heavy equipment mechanics (6117)
517	Farm equipment mechanics (6118)

Mechanics and Repairers Except Supervisors (continued)

518	Industrial machinery repairers (613)
519	Machinery maintenance occupations (614)
	Electrical and Electronic Equipment Repairers
523	Electronic repairers, communications and industrial equipment (6151, 6153, 6155)
525	Data processing equipment repairers (6154)
526	Household appliance and power tool repairers (6156)
527	Telephone line installers and repairers (6157)

529	Telephone installers and repairers (6158)
533	Miscellaneous electrical and electronic equipment repairers (6152, 6153)
534	Heating, air conditioning, and refrigeration mechanics (6161)
	Miscellaneous Mechanics and Repairers
535	Camera, watch, and musical instrument repairers (6171, 6172)
536	Locksmiths and safe repairers (6173)
538	Office machine repairers (6174)
539	Mechanical controls and valve repairers (6175)
643	Elevator installers and repairers (6178)
544	Millwrights (6178)
547	Specified mechanics and repairers, n.e.c. (6177, 6179)
549	Not specified mechanics and repairers
	Construction Trades
	Supervisors, construction occupations
553	Supervisors: brickmasons, stonemasons, and tile setters (6312)
554	Supervisors, carpenters and related workers (6313)
555	Supervisors, electricians and power transmission installers (6314)
556	Supervisors; painters, paperhangers, and plasterers (6315)
557	Supervisors; plumbers, pipefitters, and steamfitters (6316)
558	Supervisors, n.e.c. (6311, 6316)
	Construction Trades, Except Supervisors
563	Brickmasons and stonemasons (pt 6412, pt 6413)
564	Brickmason and stonemason apprentices (pt 6412, pt 6413)
565	Tile setters, hard and soft (6414, pt 6462)
566	Carpet installers (pt 6462)
Y(567)	Carpenters (pt 6422)
569	Carpenter apprentices (pt 6422)
573	Drywall installers (6424)
575	Electricians (pt 6432)
576	11 Electrician apprentices (pt 6432)
577	Electrical power installers and repairers (6433)
579	Painters, construction and maintenance (6442)
583	Paperhangers (6443)
584	Plasterers (6444)
585	Plumbers, pipefitters, and steamfitters (pt 645)
587	Plumber, pipefitter, and steamfitter apprentices (pt 645)
588	Concrete and terrazzo finishers (6463)
589	Glaziers (6464)
593	Insulation workers (6465)
594	Paving, surfacing, and tamping equipment operators (6466)
595	Roofers (6468)
596	Sheetmetal duct installers (6472)
597	Structural metal workers (6473)
598	Drillers, earth (6474)
599	Construction trades, n.e.c. (6467, 6475, 6476, 6479)
	Extractive Occupations
613	Supervisors, extractive occupations (632)
614	Drillers, oil well (652)
615	Explosives workers (653)
616	Mining machine operators (654)
617	Mining occupations, n.e.c. (655)
	Precision Production Occupations
633	Supervisors, production occupations (67, 71)

	Precision Metal Working Occupations
634	Tool and die makers (pt 6811)
635	Tool and die maker apprentices (pt 6811)
636	Precision assemblers, metal (6812)
637	Machinists (pt 6813)
639	Machinist apprentices (pt 6813)
643	Boilermakers (6814)
644	Precision grinders, filers, and tool sharpeners (6816)
645	Patternmakers and model makers, metal (6817)
646	Lay-out workers (6821)
647	Precious stones and metals workers (Jewelers) (6822, 6856)
649	Engravers, metal (6823)
653	Sheet metal workers (pt 6824)
654	Sheet metal worker apprentices (pt 6824)
655	Miscellaneous precision metal workers (6829)
	Precision Woodworking Occupations
658	Patternmakers and model makers, wood (6831)
657	Cabinet makers and bench carpenters (6832)
658	Furniture and wood finishers (6835)
659	Miscellaneous precision woodworkers (6839)
	Precision Textile, Apparel, and Furnishings Machine Workers
666	Dressmakers (pt 6852, pt 7752)
667	Tailors (pt 6852)
668	Upholsterers (6853)
669	Shoe repairers (6854)
673	Apparel and fabric patternmakers (6856)
674	Miscellaneous precision apparel and fabric workers (6859, pt 7752)
	Precision Workers, Assorted Materials
676	Hand molders and shapers, except jewelers (6861)
676	Patternmakers, lay-out workers, and cutters (6862)
677	Optical goods workers (6864, pt 7477, pt 7577)
678	Dental laboratory and medical appliance technicians (6865)
679	Bookbinders (6844)
683	Electrical and electronic equipment assemblers (6867)
684	Miscellaneous precision workers, n.e.c. (6869)
	Precision Food Production Occupations
686	Butchers and meat cutters (6871)
687	Bakers (6872)
688	Food batchmakers (6873, 6879)
	Precision Inspectors, Testers, and Related Workers
689	Inspectors, testers, and graders (6881, 828)
693	Adjusters and calibrators (6882)
	Plant and System Operators
694	Water and sewage treatment plant operators (691)
695	Power plant operators (pt 693)
696	Stationary engineers (pt 693, 7568)
699	Miscellaneous plant and system operators (692, 694, 695, 696)

OPERATORS, FABRICATORS, AND LABORERS

	Machine Operators, Assemblers, and Inspectors
	Machine Operators and Tenders, except Precision
	Metal working and Plastic Working Machine Operators
703	Lathe and turning machine set-up operators (7312)
704	Lathe and turning machine operators (7512)

706 Milling and planing machine operators (7313, 7513)
 706 Punching and stamping press machine operators (7314, 7317, 7514, 7517)
 707 Rolling machine operators (7316, 7516)
 708 Drilling and boring machine operators (7318, 7518)
 709 Grinding, abrading, buffing, and polishing machine operators
 (7322, 7324, 7522)
 713 Forging machine operators (7319, 7519)
 714 Numerical control machine operators (7328)
 715 Miscellaneous metal, plastic, stone, and glass working machine operators
 (7329, 7529)
 717 Fabricating machine operators, n.e.c. (7339, 7539)
Metal and Plastic Processing Machine Operators
 719 Molding and casting machine operators (7315, 7342, 7515, 7542)
 723 Metal plating machine operators (7343, 7543)
 724 Heat treating equipment operators (7344, 7544)
 725 Miscellaneous metal and plastic processing machine operators (7349, 7549)
Woodworking Machine Operators
 728 Wood lathe, routing, and planing machine operators (7431, 7432, 7631, 7632)
 727 Sawing machine operators (7433, 7633)
 728 Shaping and joining machine operators (7435, 7635)
 729 Nailing and tacking machine operators (7636)
 733 Miscellaneous woodworking machine operators (7434, 7439, 7634, 7639)
Printing Machine Operators
 734 Printing machine operators (7443, 7643)
 735 Photoengravers and lithographers (6842, 7444, 7644)
 736 Typesetters and compositors (6841, 7642)
 737 Miscellaneous printing machine operators (6849, 7449, 7649)

Textile, Apparel, and Furnishings Machine Operators
 738 Winding and twisting machine operators (7451, 7651)
 739 Knitting, looping, taping, and weaving machine operators (7452, 7652)
 743 Textile cutting machine operators (7654)
 744 Textile sewing machine operators (7655)
 745 Shoe machine operators (7656)
 747 Pressing machine operators (7657)
 748 Laundering and dry cleaning machine operators (6855, 7658)
 749 Miscellaneous textile machine operators (7459, 7659)

Machine Operators, Assorted Materials
 753 Cementing and gluing machine operators (7661)
 754 Packaging and filling machine operators (7462, 7662)
 755 Extruding and forming machine operators (7463, 7663)
 756 Mixing and blending machine operators (7664)
 757 Separating, filtering, and clarifying machine operators
 (7476, 7666, 7676)
 758 Compressing and compacting machine operators (7467, 7667)
 759 Painting and paint spraying machine operators (7669)

Machine Operators, Assorted Materials (continued)
 763 Roasting and baking machine operators, food (7472, 7672)
 764 Washing, cleaning, and pickling machine operators (7673)
 765 Folding machine operators (7474, 7674)
 766 Furnace, kiln, and oven operators, exc. food (7675)
 768 Crushing and grinding machine operators (pt 7477, pt 7677)
 769 Slicing and cutting machine operators (7478, 7678)

773 Motion picture projectionists (pt 7479)
 774 Photographic process machine operators (8863, 8868, 7871)
 777 Miscellaneous machine operators, n.e.c. (pt 7479, 7865, 7879)
 779 Machine operators, not specified

Fabricators, Assemblers, and Hand Working Occupations
 783 Welders and cutters (7332, 7532, 7714)
 784 Solderers and brazers (7333, 7533, 7717)
 785 Assemblers (772, 774)
 788 Hand cutting and trimming occupations (7753)
 787 Hand molding, casting, and forming occupations (7754, 7755)
 789 Hand painting, coating, and decorating occupations (7756)
 793 Hand engraving and printing occupations (7757)
 794 Hand grinding and polishing occupations (7758)
 795 Miscellaneous hand working occupations (7759)

Production Inspectors, Testers, Samplers, and Weighers
 796 Production inspectors, checkers, and examiners (782, 787)
 797 Production testers (783)
 798 Production samplers and weighers (784)
 799 Graders and sorters, exc. agricultural (785)

Transportation and Material Moving Occupations
Motor Vehicle Operators
 803 Supervisors, motor vehicle operators (8111)
 804 Truck drivers, heavy (8212, 8213)
 805 Truck drivers, light (8214)
 806 Driver-sales workers (8218)
 808 Bus drivers (8215)
 809 Taxicab drivers and chauffeurs (8218)
 813 Parking lot attendants (874)
 814 Motor transportation occupations, n.e.c. (8219)

Transportation Occupations, Except Motor Vehicles
Rail Transportation Occupations
 823 Railroad conductors and yardmasters (8113)
 824 Locomotive operating occupations (8232)
 825 Railroad brake, signal, and switch operators (8233)
 828 Rail vehicle operators, n.e.c. (8239)


Water Transportation Occupations
 828 Ship captains and mates, except fishing boats (pt 8241, 8242)
 829 Sailors and deckhands (8243)
 833 Marine engineers (8244)
 834 Bridge, lock, and lighthouse tenders (8245)

Material Moving Equipment Operators
 843 Supervisors, material moving equipment operators (812)
 844 Operating engineers (8312)
 845 Longshore equipment operators (8313)

Material Moving Equipment Operators (continued)
 848 Hoist and winch operators (8314)
 849 Crane and tower operators (8315)
 853 Excavating and loading machine operators (8316)
 855 Grader, dozer, and scraper operators (8317)
 856 Industrial truck and tractor equipment operators (8318)
 859 Miscellaneous material moving equipment operators (8319)

853 Handlers, Equipment Cleaners, Helpers, and Laborers
Supervisors, handlers, equipment cleaners, and laborers, n.e.c. (85)
864 Helpers, mechanics and repairers (863)
Helpers, Construction and Extractive Occupations
865 Helpers, construction trades (8841-8845, 8848)
866 Helpers, surveyor (8646)
867 Helpers, extractive occupations (865)
869 Construction laborers (871)
873 Production helpers (861, 862)
Freight, Stock, and Material Handlers
875 Garbage collectors (8722)
876 Stevedores (8723)
877 Stock handlers and baggers (8724)
878 Machine feeders and offbearers (8725)
883 Freight, stock, and material handlers, n.e.c. (8726)
885 Garage and service station related occupations (873)
887 Vehicle washers and equipment cleaners (875)
888 Hand packers and packagers (8761)
889 Laborers, except construction (8769)

905 Member of the Armed Forces



APPENDIX A-5

1980 CENSUS OF POPULATION
INDUSTRY CLASSIFICATION SYSTEM

(Numbers in parentheses are the 1972 SIC code equivalents 1/)

Census
Code

AGRICULTURE, FORESTRY, AND FISHERIES

010 (A) Agricultural production, crops (01)
011 Agricultural production, livestock (02)
020 Agricultural services, except horticultural (07, except 078)
021 Horticultural services (078)
030 Forestry (08)
031 Fishing, hunting, and trapping (09)

MINING

040 Metal mining (10)
041 Coal mining (11, 12)
042 Crude petroleum and natural gas extraction (13)
050 Nonmetallic mining and quarrying, except fuel (14)

060 (B) CONSTRUCTION (15, 16, 17)

MANUFACTURING

Nondurable Goods

Food and kindred products
100 Meat products (201)
101 Dairy products (202)
102 Canned and preserved fruits and vegetables (203)
110 Grain mill products (204)
111 Bakery products (205)
112 Sugar and confectionery products (206)
120 Beverage industries (208)
121 Miscellaneous food preparations and kindred products (207, 209)
122 Not specified food industries
130 Tobacco manufactures (21)
Textile mill products
132 Knitting mills (225)
140 Dyeing and finishing textiles, except wool and knit goods (226)
141 Floor coverings, except hard surface (227)
142 Yarn, thread, and fabric mills (221-224, 228)
150 Miscellaneous textile mill products (229)

1/ See Executive Office of the President, Office of Management and Budget, Standard Industrial Classification Manual, 1972 and the 1977 Supplement.

Census
Code

MANUFACTURING-Continued

Nondurable goods-Continued

	Apparel and other finished textile products
151	Apparel and accessories, except knit (231-238)
152	Miscellaneous fabricated textile products (239)
	Paper and allied products
160	Pulp, paper, and paperboard mills (261-263, 266)
161	Miscellaneous paper and pulp products (264)
162	Paperboard containers and boxes (265)
	Printing, publishing, and allied industries
171 (C)	Newspaper publishing and printing (271)
172	Printing, publishing, and allied industries, except newspapers (272)
	Chemicals and allied products
180	Plastics, synthetics, and resins (282)
181	Drugs (283)
182	Soaps and cosmetics (284)
190	Paints, varnishes, and related products (287)
191	Agricultural chemicals (287)
192	Industrial and miscellaneous chemicals (281, 286, 289)
	Petroleum and coal products
200	Petroleum refining (291)
201	Miscellaneous petroleum and coal products (295, 299)
	Rubber and miscellaneous plastics products
210	Tires and inner tubes (301)
211	Other rubber products, and plastics footwear and belting (302-304, 307)
212	Miscellaneous plastics products (307)
	Leather and leather products
220	Leather tanning and finishing (311)
221	Footwear, except rubber and plastic (313, 314)
222	Leather products, except footwear (315-317, 319)

Durable Goods

	Lumber and wood products, except furniture
230	Logging (241)
231	Sawmills, planing mills, and millwork (242, 243)
232	Wood buildings and mobile homes (245)
241	Miscellaneous wood products (244, 249)
242	Furniture and fixtures (25)
	Stone, clay, glass, and concrete products
250	Glass and glass products (321-323)
251	Cement, concrete, gypsum, and plaster products (324, 327)
252	Structural clay products (325)
261	Pottery and related products (326)
262	Miscellaneous nonmetallic mineral and stone products (328, 329)
	Metal industries
270	Blast furnaces, steelworks, rolling and finishing mills (331)
271	Iron and steel foundries (332)
272	Primary aluminum industries (3334, part 334, 3353-3355, 3361)

Census
Code

MANUFACTURING-Continued

Durable goods-Continued

280	Other primary metal industries (3231-3233, 3239, part 334, 3351, 3356, 3357, 3382, 3389, 339)
281	Cutlery, handtools, and other hardware (342)
282	Fabricated structural metal products (344)
290	Screw machine products (345)
291	Metal forgings and stampings (346)
292	Ordnance (348)
300	Miscellaneous fabricated metal products (341, 343, 347, 349)
301	Not specified metal industries
	Machinery, except electrical
310	Engines and turbines (351)
311	Farm machinery and equipment (352)
312	Construction and material handling machines (353)
320	Metalworking machinery (354)
321	Office and accounting machines (357, except 3573)
322	Electronic computing equipment (3573)
331	Machinery, except electrical, n.e.c. (355, 356, 358, 359)
332	Not specified machinery
	Electrical machinery, equipment, and supplies
340	Household appliances (363)
341	Radio, T.V., and communication equipment (365, 368)
342	Electrical machinery, equipment, and supplies, n.e.c. (361, 362, 364, 367, 369)
350	Not specified electrical machinery, equipment, and supplies
	Transportation equipment
351	Motor vehicles and motor vehicle equipment (371)
352	Aircraft and parts (372)
360	Ship and boat building and repairing (373)
361	Railroad locomotives and equipment (374)
362	Guided missiles, space vehicles, and parts (376)
370	Cycles and miscellaneous transportation equipment (375, 379)
	Professional and photographic equipment, and watches
371	Scientific and controlling instruments (381, 382)
372	Optical and health services supplies (383, 384, 385)
380	Photographic equipment and supplies (386)
381	Watches, clocks, and clockwork operated devices (387)
382	Not specified professional equipment
390	Toys, amusement, and sporting goods (394)
391	Miscellaneous manufacturing industries (39 exc. 394)
392	Not specified manufacturing industries

TRANSPORTATION, COMMUNICATIONS, AND OTHER
PUBLIC UTILITIES

Transportation

400	Railroads (40)
401	Bus service and urban transit (41, except 412)
402	Taxicab service (412)

TRANSPORTATION, COMMUNICATIONS, AND OTHER PUBLIC
UTILITIES-Continued

Census
Code

	Transportation (continued)
410	Trucking service (421, 423)
411	Warehousing and storage (422)
412	U.S. Postal Service (43)
420	Water transportation (44)
421	Air transportation (45)
422	Pipe lines, except natural gas (46)
432	Services incidental to transportation (47)
	Communications
440	Radio and television broadcasting (483)
441	Telephone (wire and radio) (481)
442	Telegraph and miscellaneous communication services (482, 489)
	Utilities and sanitary services
460	Electric light and power (491)
461	Gas and steam supply systems (492, 498)
462	Electric and gas, and other combinations (493)
470	Water supply and irrigation (494, 497)
471	Sanitary services (495)
472	Not specified utilities

WHOLESALE TRADE

Durable Goods

500	Motor vehicles and equipment (501)
501	Furniture and home furnishings (502)
502	Lumber and construction materials (503)
510	Sporting goods, toys, and hobby goods (504)
511	Metals and minerals, except petroleum (505)
512	Electrical goods (508)
521	Hardware, plumbing and heating supplies (507)
522	Not specified electrical and hardware products
530	Machinery, equipment, and supplies (508)
531	Scrap and waste materials (5093)
532	Miscellaneous wholesale, durable goods (5094, 5099)

Nondurable Goods

540	Paper and paper products (511)
541	Drugs, chemicals and allied products (512, 516)
542	Apparel, fabrics, and notions (513)
550	Groceries and related products (514)
551	Farm products - raw materials (515)
552	Petroleum products (517)
560	Alcoholic beverages (518)
561	Farm supplies (5181)
562	Miscellaneous wholesale, nondurable goods (5194, 5198, 5199)
571	Not specified wholesale trade

Census
Code

RETAIL TRADE

580	Lumber and building material retailing (521, 523)
581	Hardware stores (525)
582	Retail nurseries and garden stores (526)
590	Mobile home dealers (527)
591 (D)	Department stores (531)
592	Variety stores (533)
600	Miscellaneous general merchandise stores (539)
601 (E)	Grocery stores (541)
602	Dairy products stores (545)
610	Retail bakeries (546)
611	Food stores, n.e.c. (542, 543, 544, 549)
612	Motor vehicle dealers (551, 552)
620	Auto and home supply stores (553)
621	Gasoline service stations (554)
622	Miscellaneous vehicle dealers (555, 556, 557, 559)
630	Apparel and accessory stores, except shoe (56, except 586)
631	Shoe stores (566)
632	Furniture and home furnishings stores (571)
640	Household appliances, TV, and radio stores (572, 573)
641 (F)	Eating and drinking places (58)
642	Drug stores (591)
650	Liquor stores (592)
651	Sporting goods, bicycles, and hobby stores (5941, 5945, 5946)
652	Book and stationery stores (5942, 5943)
660	Jewelry stores (5944)
661	Sewing, needlework and piece goods stores (5949)
662	Mail order houses (5961)
670	Vending machine operators (5962)
671	Direct selling establishments (5963)
672	Fuel and ice dealers (598)
681	Retail florists (5992)
682	Miscellaneous retail stores (593, 5947, 5948, 5993, 5994, 5999)
691	Not specified retail trade

FINANCE, INSURANCE, AND REAL ESTATE

700 (G)	Banking (60)
701	Savings and loan associations (612)
702	Credit agencies, n.e.c. (61, except 612)
710	Security, commodity brokerage, and investment companies (62, 67)
711 (H)	Insurance (63, 64)
712	Real estate, including real estate-insurance-law offices (65, 66)

BUSINESS AND REPAIR SERVICES

721	Advertising (731)
722	Services to dwellings and other buildings (734)
730	Commercial research, development, and testing labs (7391, 7397)
731	Personnel supply services (736)
732	Business management and consulting services (7392)

Census
Code

BUSINESS AND REPAIR SERVICES (continued)

740 Computer and data processing services (737)
741 Detective and protective services (7393)
742 Business services, n.e.c. (732, 733, 735, 7394, 7395, 7396, 7399)
750 Automotive services, except repair (751, 752, 754)
751 Automotive repair shops (753)
752 Electrical repair shops (762, 7694)
760 Miscellaneous repair services (763, 764, 7692, 7699)

PERSONAL SERVICES

761 (J) Private households (88)
762 Hotels and motels (701)
770 Lodging places, except hotels and motels (702, 703, 704)
771 Laundry, cleaning, and garment services (721)
772 Beauty shops (723)
780 Barber shops (724)
781 Funeral service and crematories (726)
782 Shoe repair shops (725)
790 Dressmaking shops (part 729)
791 Miscellaneous personal services (722, part 729)

ENTERTAINMENT AND RECREATION SERVICES

800 Theaters and motion pictures (78, 792)
801 Bowling alleys, billiard and pool parlors (793)
802 Miscellaneous entertainment and recreation services (791, 794, 799)

PROFESSIONAL AND RELATED SERVICES

812 Offices of physicians (801, 803)
820 Offices of dentists (802)
821 Offices of chiropractors (8041)
822 Offices of optometrists (8042)
830 Offices of health practitioners, n.e.c. (8049)
831 (K) Hospitals (806)
832 Nursing and personal care facilities (805)
840 Health services, n.e.c. (807, 808, 809)
841 Legal services (81)
842 (L) Elementary and secondary schools (821)
850 (M) Colleges and universities (822)
851 Business, trade, and vocational schools (824)
852 Libraries (823)
860 Educational services, n.e.c. (829)
861 Job training and vocational rehabilitation services (833)
862 Child day care services (835)
870 Residential care facilities, without nursing (836)
871 Social services, n.e.c. (832, 839)
872 Museums, art galleries, and zoos (84)

Census
Code

PROFESSIONAL AND RELATED SERVICES (continued)

880 Religious organizations (886)
881 Membership organizations (861-865, 869)
882 Engineering, architectural, and surveying services (891)
890 Accounting, auditing, and bookkeeping services (893)
891 Noncommercial educational and scientific research (892)
892 Miscellaneous professional and related services (899)

PUBLIC ADMINISTRATION

900 Executive and legislative offices (911-913)
901 General government, n.e.c. (919)
910 Justice, public order, and safety (92)
921 Public finance, taxation, and monetary policy (93)
922 Administration of human resources programs (94)
930 Administration of environmental quality and housing programs (95)
931 Administration of economic programs (96)
932 National security and international affairs (97)

991 Member of the Armed Forces

CONTROL CARD

SURVEY OF INCOME AND PROGRAM PARTICIPATION

CONTROL CARD
SURVEY OF INCOME AND PROGRAM PARTICIPATION
Form with various fields for identification and survey details.

SECTION 1 - HOUSEHOLD CHARACTERISTICS
1.1 HOUSEHOLD TYPE
1.2 HOUSEHOLD SIZE
1.3 HOUSEHOLD TYPE
1.4 HOUSEHOLD TYPE
1.5 HOUSEHOLD TYPE

SECTION 2 - HOUSEHOLD INCOME
2.1 HOUSEHOLD INCOME
2.2 HOUSEHOLD INCOME
2.3 HOUSEHOLD INCOME
2.4 HOUSEHOLD INCOME

SECTION 3 - HOUSEHOLD MEMBERS
3.1 HOUSEHOLD MEMBERS
3.2 HOUSEHOLD MEMBERS
3.3 HOUSEHOLD MEMBERS
3.4 HOUSEHOLD MEMBERS

SECTION 4 - HOUSEHOLD PARTICIPATION
4.1 HOUSEHOLD PARTICIPATION
4.2 HOUSEHOLD PARTICIPATION
4.3 HOUSEHOLD PARTICIPATION
4.4 HOUSEHOLD PARTICIPATION

TRANSCRIPTION ITEMS (Cont.) DI

VIEWER INSTRUCTIONS These columns are to be filled after the interview. Fill a column for each household member listed on Household Register who is age 15 or older.

Person number **101** Name _____

Residential telephone line _____

Business telephone _____

Occupational telephone line _____

Other telephone _____

Other _____

Number of employees _____

EMPLOYMENT

Job ID _____ NAME OF EMPLOYER _____

1 _____

2 _____

3 _____

4 _____

5 _____

6 _____

7 _____

8 _____

9 _____

10 _____

11 _____

12 _____

13 _____

14 _____

15 _____

16 _____

17 _____

18 _____

19 _____

20 _____

NAME OF BUSINESS _____

1 _____

2 _____

3 _____

4 _____

5 _____

6 _____

7 _____

8 _____

9 _____

10 _____

11 _____

12 _____

13 _____

14 _____

15 _____

16 _____

17 _____

18 _____

19 _____

20 _____

NAME OF BUSINESS _____

1 _____

2 _____

3 _____

4 _____

5 _____

6 _____

7 _____

8 _____

9 _____

10 _____

11 _____

12 _____

13 _____

14 _____

15 _____

16 _____

17 _____

18 _____

19 _____

20 _____

NAME OF BUSINESS _____

1 _____

2 _____

3 _____

4 _____

5 _____

6 _____

7 _____

8 _____

9 _____

10 _____

11 _____

12 _____

13 _____

14 _____

15 _____

16 _____

17 _____

18 _____

19 _____

20 _____

NAME OF BUSINESS _____

1 _____

2 _____

3 _____

4 _____

5 _____

6 _____

7 _____

8 _____

9 _____

10 _____

11 _____

12 _____

13 _____

14 _____

15 _____

16 _____

17 _____

18 _____

19 _____

20 _____

NAME OF BUSINESS _____

1 _____

2 _____

3 _____

4 _____

5 _____

6 _____

7 _____

8 _____

9 _____

10 _____

11 _____

12 _____

13 _____

14 _____

15 _____

16 _____

17 _____

18 _____

19 _____

20 _____

NAME OF BUSINESS _____

1 _____

2 _____

3 _____

4 _____

5 _____

6 _____

7 _____

8 _____

9 _____

10 _____

11 _____

12 _____

13 _____

14 _____

15 _____

16 _____

17 _____

18 _____

19 _____

20 _____

NAME OF BUSINESS _____

1 _____

2 _____

3 _____

4 _____

5 _____

6 _____

7 _____

8 _____

9 _____

10 _____

11 _____

12 _____

13 _____

14 _____

15 _____

16 _____

17 _____

18 _____

19 _____

20 _____

NAME OF BUSINESS _____

1 _____

2 _____

3 _____

4 _____

5 _____

6 _____

7 _____

8 _____

9 _____

10 _____

11 _____

12 _____

13 _____

14 _____

15 _____

16 _____

17 _____

18 _____

19 _____

20 _____

NAME OF BUSINESS _____

1 _____

2 _____

3 _____

4 _____

5 _____

6 _____

7 _____

8 _____

9 _____

10 _____

11 _____

12 _____

13 _____

14 _____

15 _____

16 _____

17 _____

18 _____

19 _____

20 _____

NAME OF BUSINESS _____

1 _____

2 _____

3 _____

4 _____

5 _____

6 _____

7 _____

8 _____

9 _____

10 _____

11 _____

12 _____

13 _____

14 _____

15 _____

16 _____

17 _____

18 _____

19 _____

20 _____

NAME OF BUSINESS _____

1 _____

2 _____

3 _____

4 _____

5 _____

6 _____

7 _____

8 _____

9 _____

10 _____

11 _____

12 _____

13 _____

14 _____

15 _____

16 _____

17 _____

18 _____

19 _____

20 _____

NAME OF BUSINESS _____

1 _____

2 _____

3 _____

4 _____

5 _____

6 _____

7 _____

8 _____

9 _____

10 _____

11 _____

12 _____

13 _____

14 _____

15 _____

16 _____

17 _____

18 _____

19 _____

20 _____

NAME OF BUSINESS _____

1 _____

2 _____

3 _____

4 _____

5 _____

6 _____

7 _____

8 _____

9 _____

10 _____

11 _____

12 _____

13 _____

14 _____

15 _____

16 _____

17 _____

18 _____

19 _____

20 _____

NAME OF BUSINESS _____

1 _____

2 _____

3 _____

4 _____

5 _____

6 _____

7 _____

8 _____

9 _____

10 _____

11 _____

12 _____

13 _____

14 _____

15 _____

16 _____

17 _____

18 _____

19 _____

20 _____

NAME OF BUSINESS _____

1 _____

2 _____

3 _____

4 _____

5 _____

6 _____

7 _____

8 _____

9 _____

10 _____

11 _____

12 _____

13 _____

14 _____

15 _____

16 _____

17 _____

18 _____

19 _____

20 _____

NAME OF BUSINESS _____

1 _____

2 _____

3 _____

4 _____

5 _____

6 _____

7 _____

8 _____

9 _____

10 _____

11 _____

12 _____

13 _____

14 _____

15 _____

16 _____

17 _____

18 _____

19 _____

20 _____

NAME OF BUSINESS _____

1 _____

2 _____

3 _____

4 _____

5 _____

6 _____

7 _____

8 _____

9 _____

10 _____

11 _____

12 _____

13 _____

14 _____

15 _____

16 _____

17 _____

18 _____

19 _____

20 _____

NAME OF BUSINESS _____

1 _____

2 _____

3 _____

4 _____

5 _____

6 _____

7 _____

8 _____

9 _____

10 _____

11 _____

12 _____

13 _____

14 _____

15 _____

16 _____

17 _____

18 _____

19 _____

20 _____

NAME OF BUSINESS _____

1 _____

2 _____

3 _____

4 _____

5 _____

6 _____

7 _____

8 _____

9 _____

10 _____

11 _____

12 _____

13 _____

14 _____

15 _____

16 _____

17 _____

18 _____

19 _____

20 _____

NAME OF BUSINESS _____

1 _____

2 _____

3 _____

4 _____

5 _____

6 _____

7 _____

8 _____

9 _____

10 _____

11 _____

12 _____

13 _____

14 _____

15 _____

16 _____

17 _____

18 _____

19 _____

20 _____

NAME OF BUSINESS _____

1 _____

2 _____

3 _____

4 _____

5 _____

6 _____

7 _____

8 _____

9 _____

10 _____

11 _____

12 _____

13 _____

14 _____

15 _____

16 _____

17 _____

18 _____

19 _____

20 _____

NAME OF BUSINESS _____

1 _____

2 _____

3 _____

4 _____

5 _____

6 _____

7 _____

8 _____

9 _____

10 _____

11 _____

12 _____

13 _____

14 _____

15 _____

16 _____

17 _____

18 _____

19 _____

20 _____

U.S. DEPARTMENT OF COMMERCE
BUREAU OF THE CENSUS

**SURVEY OF INCOME
AND PROGRAM
PARTICIPATION
1984 PANEL
WAVE 6 QUESTIONNAIRE**

NOTICE - Your report to the Census Bureau is confidential by law (Title 13, U.S. Code). It may be seen only by sworn Census employees and may be used only for statistical purposes.

P G M	1. Book	2. (cc 1) R.O. code	3a. (cc 2) PSU Segment Serial	b. (cc 3) (cc 17) Add. ID Entry Add. ID
	of			

4. PERSON

a. Number (cc 18)

b. Name (cc 19a)

Last: _____

First, middle: _____

Maiden: _____

5. PERSON CHARACTERISTICS - Fill a, b, c, and d using the control card

a. Relationship code (cc 19b)

b. Date of birth (cc 24)
Month Day Year

c. Sex code (cc 25)

d. Marital status code (cc 26a)

6. Interviewer Identification

Code	Name

7. PERSON INTERVIEW STATUS

a. Interview

1 Self - SKIP to B

2 Proxy - Fill 7b

b. Person number of proxy
____ - SKIP to B

c. Noninterview

1 Type Z refusal

2 Type Z other

CHECK ITEM 1 Does ...'s person number begin with a "6"?

pgm 7

0900 1 Yes

2 No - SKIP to section 1, item 1

CHECK ITEM 2 Was ... missed when household members were listed for wave 1?

0901 1 Yes - SKIP to section 1, item 1

2 No

8. Date of interview for this person

____ Month ____ Day } Fill start time in 9a, then go to Introduction

MONTH OF INTERVIEW	REFERENCE DATE
May 1985	January 1, 1984
June 1985	October 1, 1983
July 1985	November 1, 1983
August 1985	December 1, 1983

9a. Interview time for this person

	Initial visit	Callback visit
Start time →	a.m. p.m.	a.m. p.m.
	a.m. p.m.	a.m. p.m.
Finish time →	a.m. p.m.	a.m. p.m.
	a.m. p.m.	a.m. p.m.

13a. We need to know where ... was living on (Read appropriate reference date). Was ... living in any of the kinds of places listed on this card (Show Flashcard U)?

0902 1 Yes 2 No - SKIP to 14

3 DK 4 Ref. } SKIP to 14

ASK OR VERIFY -

b. Which code on this card represents the kind of place ... was living in on (Read appropriate reference date)?

0904 1 Armed Forces barracks

2 Outside the United States } SKIP to section 1, item 1

3 Nonhousehold setting

b. Total interview time for this person
____ Minutes

10a. Interviewer time for clerical review

Start time → _____ a.m. p.m.

Finish time → _____ a.m. p.m.

14. Was ... living alone on (Read appropriate reference date)?

0906 1 Yes - SKIP to section 1, item 1 2 No

b. Total interviewer time for clerical review
____ Minutes

15. How many people was ... living with on (Read appropriate reference date)?

0908 1 1 2 2 3 3 4 4 5 5+

11a. Pre-interview transcription time

Start time → _____ a.m. p.m.

Finish time → _____ a.m. p.m.

16. Was ... the owner or renter of the residence where ... was living on (Read appropriate reference date)?

0910 1 Yes - SKIP to section 1, item 1 2 No

b. Total pre-interview time for transcription
____ Minutes

17. How is ... related to the person who owned or rented the residence where ... was living on (Read appropriate reference date)?

0912 1 Husband 4 Parent

2 Wife 5 Brother/Sister

3 Own child (son or daughter) 6 Other relative

7 Non-relative

12. 1 Phone interview - Specify reason)

INTRODUCTION INTERVIEWER INSTRUCTIONS - Read introduction once to each respondent. Do not repeat to another respondent who was in the room when you earlier read the introduction.

(As I described during my last visit.) This survey is about the economic situation of people living in the United States. Most of the questions will be about ...'s activities during _____, and _____. Here is a calendar that shows the 4 months we will be talking about. (Read respondent Flashcard J.) This time period is very important, so if you have any questions about what period is being referred to during the interview, please ask me.

We need the most accurate and complete information possible. Please think carefully about each question, search your memory and take your time in answering. For some of the questions it will help to look up the answers by checking whatever records are available to you here. (GO TO CHECK ITEM 1.)

Section 1 - LABOR FORCE AND RECEIPIENCY

(SHOW FLASHCARD J)

1. During the 4-month period outlined on this calendar, that is, from (4 months ago) thru (last month), did ... have a job or business, either full time or part time, even for only a few days?
Mark "Yes" for active duty in the Armed Forces, any temporary or part-time work, and work without pay in a family business or farm.

PGM 1

1000

- 1 Yes - Mark "Worked" (code 170) on TSS and SKIP to 4
- 2 No

2a. Even though ... did not have a job during this period, did ... spend any time looking for work or on layoff from a job?

1002

- 1 Yes
- 2 No - SKIP to 3a

b. Please look at the calendar. In which weeks was ... looking for work or on layoff from a job?

Mark (X) all that apply.

1004

xs ALL

1008

1

1018

7

1030

13

1009

2

1030

8

1032

14

1010

3

1022

9

1034

15

1012

4

1024

10

1036

16

1014

5

1026

11

1038

17

1016

6

1028

12

1040

18

c. Could ... have taken a job during any of those weeks if one had been offered?

1042

- 1 Yes - SKIP to Check Item R1
- 2 No

d. What was the main reason ... could not take a job during those weeks?

Mark (X) only one.

1044

- 1 Already had a job
- 2 Temporary illness
- 3 School
- 4 Other - Specify _____

CHECK ITEM R1

Refer to item 2b.
Is the "ALL" box marked in 2b?

1048

- 1 Yes - SKIP to 9a, page 4
- 2 No - SKIP to 3b

3a. Were there any weeks in the 4-month period when ... wanted a job?

1049

- 1 Yes - SKIP to 3c
- 2 No - SKIP to Check Item R6, page 4

b. I have recorded that there were weeks that ... did not work or look for work. Did ... want a job in those weeks?

1080

- 1 Yes
- 2 No - SKIP to 9a, page 4

c. Could ... have taken a job in those weeks if one had been offered?

1092

- 1 Yes
- 2 No - SKIP to 9a, page 4

d. During the weeks that ... wanted a job but was not looking for one, what was the main reason ... was not looking?

Mark (X) only one.

1094

- 1 Believes no work available in line of work or area
- 2 Couldn't find any work
- 3 Lacks necessary schooling, training, skills, or experience
- 4 Employers think too young or too old
- 5 Other personal handicap in finding job
- 6 Can't arrange child care
- 7 Family responsibilities
- 8 In school or other training
- 9 Ill health, physical disability
- 10 Other - Specify _____
- x1 DK

SKIP to 9a, page 4

4. Did ... have a job or business, either full or part time, during EACH of the weeks in this period?
Note that the person did not have to work each week.

1098

- 1 Yes
- 2 No - SKIP to 8a

5a. Was ... absent without pay from ...'s job or business for any FULL weeks during the 4-month period?

1099

- 1 Yes
- 2 No - SKIP to 8a, page 4

b. Please look at the calendar. In which weeks was ... absent without pay?

Mark (X) all that apply.

1060

zs ALL

1062

1

1074

7

1086

13

1064

2

1076

8

1088

14

1066

3

1078

9

1090

15

1068

4

1080

10

1092

16

1070

5

1082

11

1094

17

1072

6

1084

12

1096

18

c. What was the main reason ... was absent from ...'s job or business during those weeks?

Mark (X) only one.

1090

- 1 On layoff
- 2 Own illness
- 3 On vacation
- 4 Bad weather
- 5 Labor dispute
- 6 New job to begin within 30 days
- 7 Other - Specify _____

SKIP to 8a, page 4

Section 1 – LABOR FORCE AND RECIPIENCY (Continued)

<p>7b. During the weeks that ... wanted a job but was not looking for one, what was the main reason ... was not looking?</p> <p>Mark (X) only one.</p>	<p align="right">1229</p> <p><input type="checkbox"/> Believes no work available in line of work or area</p> <p><input type="checkbox"/> Couldn't find any work</p> <p><input type="checkbox"/> Lacks necessary schooling, training, skills, or experience</p> <p><input type="checkbox"/> Employers think too young or too old</p> <p><input type="checkbox"/> Other personal handicap in finding job</p> <p><input type="checkbox"/> Can't arrange child care</p> <p><input type="checkbox"/> Family responsibilities</p> <p><input type="checkbox"/> In school or other training</p> <p><input type="checkbox"/> Ill health, physical disability</p> <p><input type="checkbox"/> Other – Specify _____</p> <p><input type="checkbox"/> DK</p>
<p>8a. In the weeks that ... worked during the 4-month period, how many hours did ... usually work per week?</p>	<p align="right">1230</p> <p><input type="checkbox"/> _____ Hours per week</p> <p>x3 <input type="checkbox"/> None } SKIP to Check Item R4</p> <p>x1 <input type="checkbox"/> DK }</p>
<p>CHECK ITEM R3 Refer to item 8a. Did ... usually work 35 or more hours per week?</p>	<p align="right">1232</p> <p><input type="checkbox"/> Yes</p> <p><input type="checkbox"/> No – SKIP to 8c</p>
<p>8b. Did ... work fewer than 35 hours in any of the weeks that ... worked during this period? Exclude time off WITH PAY because of holidays, vacation, days off or sickness.</p>	<p align="right">1234</p> <p><input type="checkbox"/> Yes</p> <p><input type="checkbox"/> No – SKIP to Check Item R4</p>
<p>c. In how many weeks did ... work fewer than 35 hours during this 4-month period?</p>	<p align="right">1236</p> <p>x3 <input type="checkbox"/> All</p> <p><input type="checkbox"/> _____ Weeks</p>
<p>d. What was the main reason ... worked fewer than 35 hours in those weeks?</p> <p>Mark (X) only one.</p>	<p align="right">1238</p> <p><input type="checkbox"/> Could not find a full-time job</p> <p><input type="checkbox"/> Wanted to work part time</p> <p><input type="checkbox"/> Health condition or disability</p> <p><input type="checkbox"/> Normal working hours are fewer than 35 hours</p> <p><input type="checkbox"/> Sick work or material shortage</p> <p><input type="checkbox"/> Other – Specify _____</p>
<p>CHECK ITEM R4 Refer to item 8a, page 2. The response to item 8a is:</p>	<p align="right">1239</p> <p><input type="checkbox"/> Yes (or blank)</p> <p><input type="checkbox"/> No – SKIP to Check Item R5</p>
<p>9a. During this 4-month period, did ... receive any State unemployment compensation payments?</p>	<p align="right">1240</p> <p><input type="checkbox"/> Yes – Mark "5" on ISS</p> <p><input type="checkbox"/> No – SKIP to Check Item R5</p>
<p>b. During this period, did ... also receive any Supplemental Unemployment Benefits (SUB)?</p>	<p align="right">1242</p> <p><input type="checkbox"/> Yes – Mark "6" on ISS</p> <p><input type="checkbox"/> No</p>
<p>CHECK ITEM R5 Is "Worked" marked on the ISS?</p>	<p align="right">1244</p> <p><input type="checkbox"/> Yes</p> <p><input type="checkbox"/> No – SKIP to Check Item R6</p>
<p>10. During this 4-month period did ... receive any money from worker's compensation for any kind of job-related illness or injury?</p>	<p align="right">1246</p> <p><input type="checkbox"/> Yes – Mark "10" on ISS</p> <p><input type="checkbox"/> No</p>
<p>CHECK ITEM R6 Was an interview obtained for ... last reference period?</p>	<p align="right">1248</p> <p><input type="checkbox"/> Yes</p> <p><input type="checkbox"/> No – SKIP to Check Item R11, page 6</p>
<p>CHECK ITEM R7 Are any income types listed in the Income Roster?</p>	<p align="right">1250</p> <p><input type="checkbox"/> Yes</p> <p><input type="checkbox"/> No – SKIP to 12a</p>

NOTES

Section 1 — LABOR FORCE AND RECIENCY (Continued)

11a. According to the information we obtained last time, ... had received (Read income types in 71b, column (2)) during (8 months ago) through (5 months ago). Was this information recorded correctly? Ask 11c

1281 Yes
 2 No — Resolve problems and make appropriate entries in 71b, column (5)

b. INCOME ROSTER

Line No (1)	Income type (2)	Income code (3)	This reference period (4)	Previous reference period (5)	
				Should not have been listed	Was not listed; should have been
1		1262	1294 <input type="checkbox"/> Yes — Mark ISS <input type="checkbox"/> No	1255 <input type="checkbox"/>	<input type="checkbox"/>
2		1266	1259 <input type="checkbox"/> Yes — Mark ISS <input type="checkbox"/> No	1259 <input type="checkbox"/>	<input type="checkbox"/>
3		1260	1282 <input type="checkbox"/> Yes — Mark ISS <input type="checkbox"/> No	1263 <input type="checkbox"/>	<input type="checkbox"/>
4		1284	1266 <input type="checkbox"/> Yes — Mark ISS <input type="checkbox"/> No	1287 <input type="checkbox"/>	<input type="checkbox"/>
6		1288	1270 <input type="checkbox"/> Yes — Mark ISS <input type="checkbox"/> No	1271 <input type="checkbox"/>	<input type="checkbox"/>
6		1272	1274 <input type="checkbox"/> Yes — Mark ISS <input type="checkbox"/> No	1275 <input type="checkbox"/>	<input type="checkbox"/>
7		1276	1278 <input type="checkbox"/> Yes — Mark ISS <input type="checkbox"/> No	1279 <input type="checkbox"/>	<input type="checkbox"/>
8		1280	1292 <input type="checkbox"/> Yes — Mark ISS <input type="checkbox"/> No	1283 <input type="checkbox"/>	<input type="checkbox"/>

c. During the past 4 months, that is _____ and _____ did ... get income from (Read income types in 71b, column (2))?

MARK (X) APPROPRIATE BOX IN ITEM 71b, COLUMN (4) FOR EACH INCOME TYPE LISTED.

12a. During this 4-month period, did ... get any income from the Federal Government (that we haven't talked about)?

1284 Yes
 2 No — SKIP to 13a

b. What was it called?

Anything else?

Mark (X) all that apply.

- 1286 Social Security — Mark "1" on ISS
 1289 Federal Supplemental Security Income (Federal SSI) — Mark "3" on ISS
 1290 A serviceman's or widow's pension from the Veterans Administration (VA) — Mark "8" on ISS
 1291 Anything else — Mark appropriate code on ISS and specify
 1294

13a. During this 4-month period, did ... receive any (other) pension, disability, retirement, or survivor income (that we haven't talked about)?

1298 Yes
 2 No — SKIP to Check Item R8

b. What was the source of this income?

Anything else?

Mark (X) all that apply.

- 1299 U.S. Government Railroad Retirement — Mark "2" on ISS
 1300 Black Lung payments — Mark "9" on ISS
 1302 Worker's Compensation — Mark "10" on ISS
 1304 Payments from a sickness, accident or disability insurance policy purchased on your own — Mark "13" on ISS
 1308 Pension from company or union — Mark "30" on ISS
 1309 Federal Civil Service or other Federal civilian employee pension — Mark "31" on ISS
 1310 U.S. Military retirement pay (exclude payments from the Veterans Administration) — Mark "32" on ISS
 1312 National Guard or Reserve Forces retirement — Mark "33" on ISS
 1314 State government pension — Mark "34" on ISS
 1316 Local government pension — Mark "35" on ISS
 1318 Income from paid-up life insurance policies or annuities — Mark "36" on ISS
 1320 Other or DK — Specify and enter code from income source list. If income type is not listed or DK, enter code "38" — Mark ISS.

CHECK ITEMS

Is "Medicare" marked for ... on cc item 47?

1324 Yes — Mark "172" on ISS and SKIP to Check Item R23, page 8
 No

Section 1 -- LABOR FORCE AND RECEIPIENCY (Continued)

CHECK ITEM R9	Is "Disabled" marked for ... on item 47?	1126	1 <input type="checkbox"/> Yes - Mark "171" on ISS and SKIP to 23a, page 8 2 <input type="checkbox"/> No
CHECK ITEM R10	Is ... 65 years of age or over?	1128	1 <input type="checkbox"/> Yes - SKIP to 23a, page 8 2 <input type="checkbox"/> No - SKIP to Check Item R23, page 8
CHECK ITEM R11	Refer to Control Card Item 32a. Is ... a veteran of the U.S. Armed Forces? Mark "No" if currently in Armed Forces. ("Yes" marked in cc item 32c)	1330	1 <input type="checkbox"/> Yes 2 <input type="checkbox"/> No - SKIP to Check Item R12
14a.	How long did ... serve on active duty in the Armed Forces?	1332	1 <input type="checkbox"/> Less than 6 months 2 <input type="checkbox"/> 6 to 23 months 3 <input type="checkbox"/> 2 to 19 years 4 <input type="checkbox"/> 20 or more years x1 <input type="checkbox"/> DK
b.	Does ... have a service connected disability; that is, a health condition or impairment caused or made worse by military service?	1334	1 <input type="checkbox"/> Yes 2 <input type="checkbox"/> No x1 <input type="checkbox"/> DK } SKIP to 14d
c.	What is ...'s VA percent disability rating? Use the following probe if needed: (Such as 0, 10, 20, 30, 40, 50, 60, 70, 80, 90, 100%)	1336	<input type="text"/> x3 <input type="checkbox"/> 0% x1 <input type="checkbox"/> DK x2 <input type="checkbox"/> Ref. 10 <input type="checkbox"/> No rating
d.	During this 4-month period did ... receive pension or compensation payments from the Veterans Administration? (Exclude regular military retirement pay, insurance proceeds, and GI Bill benefits.)	1338	1 <input type="checkbox"/> Yes - Mark "8" on ISS 2 <input type="checkbox"/> No
CHECK ITEM R12	Is ... 16 years of age or over?	1340	1 <input type="checkbox"/> Yes 2 <input type="checkbox"/> No - SKIP to 16a
16a.	During this 4-month period, did ... receive any Social Security payments?	1342	1 <input type="checkbox"/> Yes - Mark "7" on ISS 2 <input type="checkbox"/> No - SKIP to Check Item R14
CHECK ITEM R13	Is ... 65 years of age or over?	1344	1 <input type="checkbox"/> Yes - SKIP to 16a 2 <input type="checkbox"/> No
16b.	What is the reason ... is getting Social Security, is it because ... is (Read categories) -- Mark (X) only one.	1346	1 <input type="checkbox"/> Retired? 2 <input type="checkbox"/> Disabled? 3 <input type="checkbox"/> Widowed (ed) or surviving child? 4 <input type="checkbox"/> Spouse or dependent child? 5 <input type="checkbox"/> Some other reason } SKIP to 16a x1 <input type="checkbox"/> DK
c.	Sometimes people get Social Security for more than one reason. Is there another reason ... receives Social Security?	1348	1 <input type="checkbox"/> Retired 2 <input type="checkbox"/> Disabled 3 <input type="checkbox"/> Widowed (ed) or surviving child 4 <input type="checkbox"/> Spouse or dependent child 5 <input type="checkbox"/> No other reason x1 <input type="checkbox"/> DK } SKIP to 16a
CHECK ITEM R14	Refer to Control Card Item 27. Is ... the designated parent or guardian of children under 18 who live in this household?	1350	1 <input type="checkbox"/> Yes 2 <input type="checkbox"/> No - SKIP to 16a
16d.	During the 4-month period did ... receive any Social Security payments especially for ...'s children (under 18)?	1352	1 <input type="checkbox"/> Yes - Mark "1" on ISS 2 <input type="checkbox"/> No
16a.	During this 4-month period did ... receive any SSI (Supplemental Security Income) payments from the U.S. Government?	1354	1 <input type="checkbox"/> Yes - Mark "3" on ISS 2 <input type="checkbox"/> No - SKIP to Check Item R15
b.	Did ... also receive a SEPARATE SSI payment from the State or local welfare office during these months?	1356	1 <input type="checkbox"/> Yes - Mark "4" on ISS 2 <input type="checkbox"/> No
CHECK ITEM R15	Is ... 40 years of age or over?	1358	1 <input type="checkbox"/> Yes 2 <input type="checkbox"/> No - SKIP to 16a
17a.	Has ... ever retired from a job or business? (Include retirement from the military.)	1360	1 <input type="checkbox"/> Yes 2 <input type="checkbox"/> No - SKIP to Check Item R16
b.	During the 4-month period did ... receive any retirement income other than Social Security?	1362	1 <input type="checkbox"/> Yes 2 <input type="checkbox"/> No - SKIP to 17d

NOTES

Section 1 — LABOR FORCE AND RECIPIENCY (Continued)	
17c. What kind of retirement income? Anything else? Mark (X) all that apply.	1384 <input type="checkbox"/> U.S. Government Railroad Retirement — Mark "2" on ISS 1388 <input type="checkbox"/> Pension from company or union — Mark "30" on ISS 1393 <input type="checkbox"/> Federal Civil Service or other Federal civilian employee pension — Mark "31" on ISS 1370 <input type="checkbox"/> U.S. Military retirement pay (exclude payments from the Veterans Administration) — Mark "32" on ISS 1372 <input type="checkbox"/> National Guard or Reserve Forces retirement — Mark "33" on ISS 1374 <input type="checkbox"/> State government pension — Mark "34" on ISS 1376 <input type="checkbox"/> Local government pension — Mark "36" on ISS 1378 <input type="checkbox"/> Other or DK — Specify and enter code from income source list. If income type not listed or "DK," enter code "38" — Mark ISS. 1380 <input type="checkbox"/>
d. During this 4-month period, did ... receive any regular income from a paid-up life insurance policy or any other annuities?	1382 <input type="checkbox"/> Yes — Mark "35" on ISS <input type="checkbox"/> No
CHECK ITEM R16 Is ... 70 years of age or over?	1384 <input type="checkbox"/> Yes — SKIP to Check Item R17 <input type="checkbox"/> No
18a. Does ... have a physical, mental, or other health condition which limits the kind or amount of work ... can do?	1388 <input type="checkbox"/> Yes — Mark "171" on ISS <input type="checkbox"/> No — SKIP to Check Item R17
b. During this 4-month period, did ... receive any income because of ...'s health condition or disability? (Other than Social Security, SSI, or VA?)	1388 <input type="checkbox"/> Yes <input type="checkbox"/> No <input type="checkbox"/> DK } SKIP to Check Item R17
c. What kind of income? Anything else? Mark (X) all that apply.	1390 <input type="checkbox"/> U.S. Government Railroad Retirement — Mark "2" on ISS 1392 <input type="checkbox"/> Black Lung payments — Mark "9" on ISS 1384 <input type="checkbox"/> Worker's Compensation — Mark "10" on ISS 1398 <input type="checkbox"/> Payments from a sickness, accident or disability insurance policy purchased on your own — Mark "13" on ISS 1388 <input type="checkbox"/> Pension from company or union — Mark "30" on ISS 1400 <input type="checkbox"/> Federal Civil Service or other Federal civilian employee pension — Mark "31" on ISS 1402 <input type="checkbox"/> U.S. Military retirement pay (exclude payments from the Veterans Administration) — Mark "32" on ISS 1408 <input type="checkbox"/> State government pension — Mark "34" on ISS 1408 <input type="checkbox"/> Local government pension — Mark "35" on ISS 1410 <input type="checkbox"/> Other or DK — Specify and enter code from income source list. If income type not listed or "DK," enter code "38" — Mark ISS. 1412 <input type="checkbox"/>
CHECK ITEM R17 Refer to Control Card item 26a. What is ...'s marital status?	1414 <input type="checkbox"/> Married — SKIP to 20 <input type="checkbox"/> Widowed — SKIP to 22a <input type="checkbox"/> Divorced <input type="checkbox"/> Separated <input type="checkbox"/> Never married — SKIP to Check Item R18
19. Did ... receive any alimony (or support payments other than child support) during the 4-month period?	1416 <input type="checkbox"/> Yes — Mark "29" on ISS and SKIP to Check Item R18 <input type="checkbox"/> No <input type="checkbox"/> DK } SKIP to Check Item R18 <input type="checkbox"/> Ref.
20. (People who have been widowed or divorced sometimes receive income because of their former marriage.) Has ... ever been widowed or divorced?	1418 <input type="checkbox"/> Widowed — SKIP to 22a <input type="checkbox"/> Divorced <input type="checkbox"/> Both widowed and divorced <input type="checkbox"/> No — SKIP to Check Item R21
CHECK ITEM R18 Refer to Control Card item 27. Is ... the designated parent or guardian of children under 18 who live in this household?	1420 <input type="checkbox"/> Yes <input type="checkbox"/> No — SKIP to Check Item R19
21. Did ... receive any child support payments during this 4-month period? (Excludes child support paid through the welfare office.)	1422 <input type="checkbox"/> Yes — Mark "28" on ISS <input type="checkbox"/> No <input type="checkbox"/> DK <input type="checkbox"/> Ref.

Section 1 - LABOR FORCE AND RECEIPIENCY (Continued)

CHECK ITEM R19	Is "Both widowed and divorced" box marked in 20?	1424 <input type="checkbox"/> Yes <input type="checkbox"/> No - SKIP to Check Item R21
22a.	During this 4-month period, did . . . receive any pensions or annuities as a widower (other than Social Security)?	1426 <input type="checkbox"/> Yes <input type="checkbox"/> No <input type="checkbox"/> DK } SKIP to Check Item R21
b.	What kind of income was this? Was there anything else? (SHOW FLASHCARD K) Mark (X) all that apply.	1428 <input type="checkbox"/> U.S. Government Railroad Retirement - Mark "2" on ISS 1430 <input type="checkbox"/> Veterans Compensation or pension - Mark "8" on ISS 1432 <input type="checkbox"/> Black Lung payments - Mark "9" on ISS 1434 <input type="checkbox"/> Pension from company or union - Mark "30" on ISS 1436 <input type="checkbox"/> Federal Civil Service or other Federal civilian employee pension - Mark "31" on ISS 1438 <input type="checkbox"/> U.S. Military retirement pay (exclude payments from the Veterans Administration) - Mark "32" on ISS 1440 <input type="checkbox"/> National Guard or Reserve Forces retirement - Mark "33" on ISS 1442 <input type="checkbox"/> State government pension - Mark "34" on ISS 1444 <input type="checkbox"/> Local government pension - Mark "35" on ISS 1446 <input type="checkbox"/> Income from paid-up life insurance policies or annuities - Mark "36" on ISS 1448 <input type="checkbox"/> Payments from estate or trust - Mark "37" on ISS 1450 <input type="checkbox"/> Other or DK - Specify and enter code from income source list. If income type not listed or "DK," enter code "38" - Mark ISS 1452 <input type="checkbox"/> <input type="checkbox"/>
CHECK ITEM R20	Is "Veterans Compensation or pension" marked in 22b?	1454 <input type="checkbox"/> Yes <input type="checkbox"/> No - SKIP to Check Item R21
22c.	Did . . . 's wife/spouse die while in the service or from a service-related injury?	1456 <input type="checkbox"/> Yes, in the service <input type="checkbox"/> Yes, from service-related injury <input type="checkbox"/> No
CHECK ITEM R21	Is . . . 65 years of age or over?	1458 <input type="checkbox"/> Yes - SKIP to 23a <input type="checkbox"/> No
CHECK ITEM R22	Refer to item 18a. Is . . . disabled?	1460 <input type="checkbox"/> Yes <input type="checkbox"/> No - SKIP to Check Item R23
23a.	Medicare is a health insurance program for disabled persons and persons 65 or over. People covered by Medicare have a card that looks like this (SHOW FLASHCARD L). Was . . . covered by Medicare?	1462 <input type="checkbox"/> Yes - Mark "172" on ISS <input type="checkbox"/> No <input type="checkbox"/> DK } SKIP to Check Item R23
b.	May I see . . . 's Medicare card to record the claim number and type of coverage? ★	1464 <input type="checkbox"/> <input type="checkbox"/> - <input type="checkbox"/> - 1465 <input type="checkbox"/> <input type="checkbox"/> <input type="checkbox"/> <input type="checkbox"/> - <input type="checkbox"/> TYPE OF COVERAGE 1466 <input type="checkbox"/> Hospital only (Type A) 2 <input type="checkbox"/> Medical only (Type B) 3 <input type="checkbox"/> Both hospital and medical (Types A and B) } SKIP to Check Item R23 4 <input type="checkbox"/> Card not available - ASK 23c
c.	(This information is especially important for the purposes of this survey.) If I were to call later would you be able to provide me with . . . 's Medicare number?	1470 <input type="checkbox"/> Yes - Mark Reminder Card, item 2 <input type="checkbox"/> No
d.	Medicare has an optional feature which costs extra and helps pay for doctor bills. Does . . . 's Medicare help pay for doctor bills?	1472 <input type="checkbox"/> Yes <input type="checkbox"/> No <input type="checkbox"/> DK
CHECK ITEM R23	Refer to Control Card item 27. Is . . . the designated parent or guardian of children under 18 who live in this household?	1474 <input type="checkbox"/> Yes - SKIP to Check Item R26 <input type="checkbox"/> No
CHECK ITEM R24	Is . . . 18 years of age or over?	1476 <input type="checkbox"/> Yes <input type="checkbox"/> No - SKIP to 27a
CHECK ITEM R25	Is ISS code "27" (Food stamps) listed in the income Roster (item 11b, page 5)?	1478 <input type="checkbox"/> Yes - SKIP to Check Item R26 <input type="checkbox"/> No
24.	Was . . . authorized to receive food stamps at any time during the 4-month period? (An authorized person is one whose name appears on a certification card.)	1480 <input type="checkbox"/> Yes - Mark "27" on ISS <input type="checkbox"/> No

Section 1 - LABOR FORCE AND RECIPIENCY (Continued)

CHECK ITEM R26	Interview status of ...'s spouse.	1482	<input type="checkbox"/> No spouse in household <input type="checkbox"/> Interview for spouse not yet conducted <input type="checkbox"/> Interview for spouse already conducted - SKIP to Check Item R27												
25a.	(Other than what we have already mentioned) During the 4-month period, did ... receive any (other) welfare (such as AFDC, WIC, or General Assistance) (for ... or ...'s children)? (Exclude energy assistance.)	1484	<input type="checkbox"/> Yes <input type="checkbox"/> No - SKIP to Check Item R27												
b.	What kind of welfare did ... receive? Anything else? Mark (X) all that apply.	1488 1489 148D 1492 1494 1496 1498	<input type="checkbox"/> AFDC - Mark "20" on ISS <input type="checkbox"/> General Assistance or General Relief - Mark "21" on ISS <input type="checkbox"/> Indian, Cuban or Refugee Assistance - Mark "22" on ISS <input type="checkbox"/> Foster Child Care - Mark "23" on ISS <input type="checkbox"/> WIC - Mark "25" on ISS <input type="checkbox"/> Other or DK - Specify and enter code from income source list. If income type not listed or "DK", enter code "24" - Mark ISS												
CHECK ITEM R27	Is "Medicaid" marked for ... on cc item 47?	1500	<input type="checkbox"/> Yes - SKIP to 26b <input type="checkbox"/> No												
26a.	(Refer to FLASHCARD M for Medicaid name.) During the 4-month period was ... covered by (Use local name for Medicaid) or another public assistance program that pays for medical care?	1502	<input type="checkbox"/> Yes - Mark "173" on ISS SKIP to Check Item R28 <input type="checkbox"/> No												
b.	(Refer to FLASHCARD M for Medicaid name.) According to our last visit ... was covered by (Use local name for Medicaid). Was ... covered by it at any time during the 4-month period?	1504	<input type="checkbox"/> Yes - Mark "173" on ISS <input type="checkbox"/> No												
CHECK ITEM R28	Refer to Control Card Item 27. Is ... the designated parent or guardian of children under 18 who live in this household?	1506	<input type="checkbox"/> Yes <input type="checkbox"/> No - SKIP to Check Item R29												
26c.	Were any of ...'s children (under 18) covered by (Use local name for Medicaid)?	1508	<input type="checkbox"/> Yes <input type="checkbox"/> No - SKIP to Check Item R29												
d.	Which children were covered?	1613 1614 151E 151E 1620	<input type="checkbox"/> All children OR <table border="1"> <thead> <tr> <th>Person No.</th> <th>Name</th> </tr> </thead> <tbody> <tr> <td>1613</td> <td></td> </tr> <tr> <td>1614</td> <td></td> </tr> <tr> <td>151E</td> <td></td> </tr> <tr> <td>151E</td> <td></td> </tr> <tr> <td>1620</td> <td></td> </tr> </tbody> </table>	Person No.	Name	1613		1614		151E		151E		1620	
Person No.	Name														
1613															
1614															
151E															
151E															
1620															
CHECK ITEM R29	Was ... or ...'s children (under 18) covered by Medicaid?	1524	<input type="checkbox"/> Yes <input type="checkbox"/> No - SKIP to 27a												
26e.	Was (.../and) ...'s children) covered during the entire 4-month period?	1526	<input type="checkbox"/> Yes - SKIP to 27a <input type="checkbox"/> No												
f.	In which months was (.../and) ...'s children) covered? Mark (X) all that apply.	1528 1530 1532 1534	<input type="checkbox"/> Last month <input type="checkbox"/> 2 months ago <input type="checkbox"/> 3 months ago <input type="checkbox"/> 4 months ago												

NOTES

Section 1 - LABOR FORCE AND RECIPIENCY (Continued)

27 a. During the 4-month period, did ... have group or individual health insurance in ...'s own name?
(Exclude Medicaid, Medicare, CHAMPUS, CHAMPVA and plans paying benefits only for accidents or specific diseases.)

1836

1 Yes - SKIP to 27c
2 No

ASK OR VERIFY -

b. Was ... covered by a health insurance plan in somebody else's name?

1537

1 Yes } SKIP to Check Item R30
2 No

c. Did ... have a health insurance plan during the entire 4-month period?

1838

1 Yes - SKIP to 27e
2 No

d. In which months did ... have a plan?
Mark (X) all that apply.

1840

1 Last month
2 2 months ago
3 3 months ago
4 4 months ago

e. Did ... have a health plan provided through an employer or union (or through a former employer or a pension plan)?

1548

1 Yes
2 No - SKIP to 27g

f. Did the employer or union (former employer or pension plan) pay for part or all of the cost of this plan?

1550

1 All
2 Part
3 None

g. Was this an individual plan or a family plan?

1832

1 Individual - SKIP to Check Item R30
2 Family

h. Did ...'s health plan cover all the persons living here?

1554

1 Yes - SKIP to Check Item R32
2 No

i. Other than ..., which persons in this household were covered by ...'s plan?

Person No.	Name
1558	<input type="text"/>
1559	<input type="text"/>
1560	<input type="text"/>
1561	<input type="text"/>
1562	<input type="text"/>
1563	<input type="text"/>
1564	<input type="text"/>
1565	<input type="text"/>
1566	3 <input type="checkbox"/> None

CHECK ITEM R30 Refer to Control Card item 27. Is ... the designated parent or guardian of children under 18 who live in this household?

1568

1 Yes
2 No - SKIP to Check Item R32

CHECK ITEM R31 Have each of these children already been identified as members of a family health insurance plan?

1570

1 Yes
2 No } SKIP to 27k
3 DK

27 j. I have recorded that all of ...'s children were covered by a health insurance plan - is that correct?

1573

1 Yes - SKIP to Check Item R32
2 No

k. Were any of (which of) ...'s children (were) covered by a health insurance plan?
(Exclude Medicaid, Medicare, CHAMPUS, CHAMPVA and plans paying benefits only for accidents or specific diseases.)

1574

15 All children
OR
Person No. Name

1578	<input type="text"/>	<input type="text"/>
1579	<input type="text"/>	<input type="text"/>
1580	<input type="text"/>	<input type="text"/>
1581	<input type="text"/>	<input type="text"/>
1582	<input type="text"/>	<input type="text"/>
1583	<input type="text"/>	<input type="text"/>
1584	<input type="text"/>	<input type="text"/>
1585	22 <input type="checkbox"/> None	

CHECK ITEM R32 Are any SSN's listed in the Asset Roster?

1588

1 Yes
2 No - SKIP to 27l

Section 1 - LABOR FORCE AND RECEIPIENCY (Continued)

28a. According to the information we obtained last time, ... had (Read asset types in 28b, column (2), during 18 months ago through 15 months ago. Was this information recorded correctly?

1599 1 Yes
2 No - Resolve problems and make appropriate entries in 28b, column (5)

ASK 28c

b. ASSET ROSTER

Asset No. (1)	Asset type (2)	Asset code (3)	This reference period (4)	Previous reference period (5)	
				Should not have been listed	Was not listed, should have been
1		1592	1592 1 <input type="checkbox"/> Yes - Mark ISS 2 <input type="checkbox"/> No	1593	1 <input type="checkbox"/> 2 <input type="checkbox"/>
2		1594	1594 1 <input type="checkbox"/> Yes - Mark ISS 2 <input type="checkbox"/> No	1597	1 <input type="checkbox"/> 2 <input type="checkbox"/>
3		1598	1598 1 <input type="checkbox"/> Yes - Mark ISS 2 <input type="checkbox"/> No	1601	1 <input type="checkbox"/> 2 <input type="checkbox"/>
4		1602	1604 1 <input type="checkbox"/> Yes - Mark ISS 2 <input type="checkbox"/> No	1605	1 <input type="checkbox"/> 2 <input type="checkbox"/>
5		1606	1608 1 <input type="checkbox"/> Yes - Mark ISS 2 <input type="checkbox"/> No	1609	1 <input type="checkbox"/> 2 <input type="checkbox"/>
6		1610	1612 1 <input type="checkbox"/> Yes - Mark ISS 2 <input type="checkbox"/> No	1613	1 <input type="checkbox"/> 2 <input type="checkbox"/>
7		1614	1616 1 <input type="checkbox"/> Yes - Mark ISS 2 <input type="checkbox"/> No	1617	1 <input type="checkbox"/> 2 <input type="checkbox"/>
8		1618	1620 1 <input type="checkbox"/> Yes - Mark ISS 2 <input type="checkbox"/> No	1621	1 <input type="checkbox"/> 2 <input type="checkbox"/>

c. During the past 4 months, that is ... and ... did ... still own (have) (Read assets in 28b, column (2).)

MARK (X) APPROPRIATE BOX IN ITEM 28b, COLUMN (4) FOR EACH ASSET TYPE LISTED.

29a. (In addition to the assets we have already mentioned) During the 4-month period did ... have any (other) kinds of assets which earn interest or bring in money, such as the ones shown on this card? (SHOW FLASHCARD N.)

1622 1 Yes
2 No
x1 DK } SKIP to Check Item R33
x2 Ref

b. Which kinds of these assets did ... own? Any others? (Exclude IRA and Keogh accounts)

- 1626 1 Regular or passbook savings accounts - Mark "100" on ISS
- 1628 2 Money market deposit accounts - Mark "101" on ISS
- 1630 3 Certificates of deposit or other savings certificates - Mark "102" on ISS
- 1632 4 NOW, Super NOW, or other interest-earning checking accounts - Mark "103" on ISS
- 1634 5 Money market funds - Mark "104" on ISS
- 1638 6 U. S. Government securities - Mark "105" on ISS
- 1640 7 Municipal or corporate bonds - Mark "106" on ISS
- 1642 8 Mortgages - Mark "130" on ISS
- 1644 9 U. S. Savings Bonds (E, EE) - Mark "124" on ISS
- 1646 10 Other interest-earning assets - Mark "107" on ISS and specify
- 1648 11 Stocks or mutual fund shares - Mark "110" on ISS
- 1650 12 Rental property - Mark "120" on ISS
- 1652 13 Royalties - Mark "140" on ISS
- 1654 14 Other financial investments - Mark "150" on ISS and specify

CHECK ITEM R33 Is ... 17 to 49 years of age?

1654 1 Yes
2 No - SKIP to Check Item R36

NOTES

Section 1 - LABOR FORCE AND RECIPIENCY (Continued)

EARNING AND EMPLOYMENT

<p>30a. During the past 4 months did ... attend school beyond the high school level including a college, university, or other school?</p>	1668	<input type="checkbox"/> Yes <input type="checkbox"/> No - SKIP to Check Item R36
<p>b. Were any of ...'s educational expenses during the past 4 months paid for by the GI Bill, a Pell (BEOG) Grant, a Guaranteed or National Direct Student Loan, or any other type of scholarship or grant?</p>	1669	<input type="checkbox"/> Yes <input type="checkbox"/> No - SKIP to 33
<p>c. What kind of educational assistance did ... receive? Anything else? Mark (X) all that apply.</p>	1662 1664 1665 1668 1670 1672 1674 1676 1678	<input type="checkbox"/> GI/VEAP Benefits - Mark "40" on the ISS <input type="checkbox"/> Pell Grant (BEOG) <input type="checkbox"/> Supplemental Educational Opportunity Grant (SEOG) <input type="checkbox"/> Other VA Educational Assistance Programs <input type="checkbox"/> Other scholarship, fellowship, or grant <input type="checkbox"/> Employer assistance <input type="checkbox"/> JTPA/CETA training allowance <input type="checkbox"/> Guaranteed Student Loan (GSL) <input type="checkbox"/> National Direct Student Loan (NSL)
<p>31a. What kind of term system does ...'s school use - semester, trimester, quarter, or something else?</p>	1680	<input type="checkbox"/> Semester <input type="checkbox"/> Trimester <input type="checkbox"/> Quarter <input type="checkbox"/> Other <input type="checkbox"/> DK
<p>b. How much was ...'s total tuition and fees for the (semester/trimester/quarter/school term)? (Include all tuition and fees, even if paid completely or in part by the family, a scholarship or a loan.)</p>	1682	<div style="border: 1px solid black; padding: 2px; display: inline-block;">\$</div> <div style="border: 1px solid black; width: 40px; height: 20px; display: inline-block;"></div> <div style="border: 1px solid black; width: 20px; height: 20px; display: inline-block; text-align: center;">00</div>
<p>CHECK ITEM R34 Is "Pell Grant (BEOG)" marked in item 30c?</p>	1684	<input type="checkbox"/> Yes <input type="checkbox"/> No - SKIP to Check Item R35
<p>31c. What was the total amount of ...'s Pell Grant (BEOG) for the (semester/trimester/quarter/school term)?</p>	1686	<div style="border: 1px solid black; padding: 2px; display: inline-block;">\$</div> <div style="border: 1px solid black; width: 40px; height: 20px; display: inline-block;"></div> <div style="border: 1px solid black; width: 20px; height: 20px; display: inline-block; text-align: center;">00</div>
<p>CHECK ITEM R35 Is box 3, 4, 5 or 6 marked in 30c?</p>	1688	<input type="checkbox"/> Yes <input type="checkbox"/> No - SKIP to 33
<p>32. What was the total amount of ...'s (read appropriate types of educational assistance) for the (semester/trimester/quarter/school term)?</p>	1690	<div style="border: 1px solid black; padding: 2px; display: inline-block;">\$</div> <div style="border: 1px solid black; width: 40px; height: 20px; display: inline-block;"></div> <div style="border: 1px solid black; width: 20px; height: 20px; display: inline-block; text-align: center;">00</div>
<p>33. Did ... participate in the Federally funded work-study program at school at any time during the past 4 months?</p>	1692	<input type="checkbox"/> Yes <input type="checkbox"/> No
<p>CHECK ITEM R36 Refer to Control Card, item 28a. What is ...'s marital status?</p>	1694	<input type="checkbox"/> Married, spouse absent <input type="checkbox"/> Other - SKIP to Check Item R37
<p>34. Is ...'s spouse in the Armed Forces?</p>	1696	<input type="checkbox"/> Yes <input type="checkbox"/> No
<p>CHECK ITEM R37 Are any income types, assets, "worked" or "other educational assistance" marked on the ISS?</p>	1698	<input type="checkbox"/> Yes <input type="checkbox"/> No - SKIP to 36a
<p>35a. You said that during the 4-month period ... received income from - (Mention working or other educational assistance if appropriate and read income sources and assets from the ISS.) Is that correct?</p>	1700	<input type="checkbox"/> Yes <input type="checkbox"/> No - Probe and resolve (Make corrections to ISS if necessary)
<p>b. Did ... receive income from any other source such as financial help from someone outside the household, support payments, payments from the government or anything else?</p>	1702	<input type="checkbox"/> Yes - SKIP to 36b <input type="checkbox"/> No - SKIP to Check Item E7
<p>36a. I have not recorded any sources of income for ... during the 4-month period. Did ... receive income from some source we have not covered, such as financial help from someone outside the household, support payments, payments from the government or anything else?</p>	1704	<input type="checkbox"/> Yes <input type="checkbox"/> No - SKIP to Check Item P1, page 45
<p>b. What kind of income did ... receive? Anything else?</p>	1706 1708 1710	<p align="center">Enter codes from income source list and mark ISS</p> <div style="border: 1px solid black; padding: 2px; display: inline-block;">1706</div> <div style="border: 1px solid black; width: 40px; height: 20px; display: inline-block;"></div>

Mark "175" on ISS

Section 2 — EARNINGS AND EMPLOYMENT

CHECK ITEM E1

Is "Worked" marked on the ISS?

1212

- 1 Yes
- 2 No — SKIP to First ISS Code marked or Check Item P1, page 45

1 a. You said . . . worked during the 4-month period. Was . . . working for an employer or was . . . self-employed?
 (Include unpaid worker in family business or farm as working for an employer.)

1214

- 1 Worked for employer only
- 2 Self-employed only — SKIP to Statement B, page 18
- 3 Both worked for employer and self-employed

b. How many different employers did . . . work for during this 4-month period?

1215

- 1 1 employer
- 2 2 employers
- 3 3 or more employers

CHECK ITEM E2

Is "Both worked for employer and self-employed" marked in 1a?

1216

- 1 Yes
- 2 No — SKIP to 2a

STATEMENT A

. . . worked for an employer and was also self-employed. The first questions will be about . . . 's work for an employer.

NOTES

EARNINGS AND EMPLOYMENT

Section 2 — EARNINGS AND EMPLOYMENT (Continued)

Part A1 — EMPLOYER IDENTIFICATION NUMBER 1

<p>2a. What is the name of the employer for whom ... worked during this 4-month period? <i>(If ... worked for more than one employer, enter the employer for whom ... worked the most hours during the 4-month period or the most recent employer.)</i></p>	<p>PGM 8 Employer Name 2000</p>
<p>CHECK ITEM E1 Enter employer ID number from CG item 42, or if a new employer, enter next available number</p>	<p>PGM 8 Employer ID No. 2002</p>
<p>2b. What kind of business or industry was (Name of company or business)? <i>For example: TV and radio manufacturing, retail shoe store, State Labor Department, farm.</i></p>	<p>PGM 3 2004</p>
<p>c. ASK OR VERIFY — Is it mainly —</p>	<p>PGM 4 2003</p> <p>1 <input type="checkbox"/> Manufacturing? 2 <input type="checkbox"/> Wholesale Trade? 3 <input type="checkbox"/> Retail Trade? 4 <input type="checkbox"/> Some other kind of business?</p>
<p>d. What kind of work was ... doing on this job? <i>For example: Electrical engineer, stock clerk, typist, farmer</i></p>	<p>PGM 4 2001</p>
<p>e. What were ...'s main activities or duties? <i>For example: Types, keeps account books, files, sells cars, operates printing press, finishes concrete.</i></p>	<p>PGM 4 2070</p>
<p>f. ASK OR VERIFY — Was ... an employee of —</p>	<p>PGM 3 2043</p> <p>1 <input type="checkbox"/> A private company or individual? 2 <input type="checkbox"/> Federal government (exclude Armed Forces)? 3 <input type="checkbox"/> State government? 4 <input type="checkbox"/> Local government? 5 <input type="checkbox"/> Armed Forces? 6 <input type="checkbox"/> Unpaid in family business or farm? — SKIP to Check Item E5</p>
<p>3a. ASK OR VERIFY — Was ... employed by (Name of employer) during the entire 4-month period?</p>	<p>PGM 1 2014</p> <p>1 <input type="checkbox"/> Yes — SKIP to 4 2 <input type="checkbox"/> No</p>
<p>b. When was ... employed by (Name of employer) during this 4-month period?</p>	<p>FROM 2018 Month 2018 Day TO 2020 Month 2022 Day</p>
<p>4. ASK OR VERIFY — How many hours per week did ... usually work at this job?</p>	<p>2024 Hours x3 <input type="checkbox"/> None A1 <input type="checkbox"/> DK</p>
<p>5. Was ... paid by the hour on this job?</p>	<p>2028 1 <input type="checkbox"/> Yes 2 <input type="checkbox"/> No — SKIP to 7</p>
<p>6. What was ...'s regular hourly pay rate at the end of (Read last month or "to" date in item 3b)?</p>	<p>2076 \$ </p> <p>A1 <input type="checkbox"/> DK x2 <input type="checkbox"/> Ref. — SKIP to Check Item E5</p>
<p>7. During the 4-month period how often was ... paid on this job?</p>	<p>2080 1 <input type="checkbox"/> Once a week 2 <input type="checkbox"/> Once each 2 weeks 3 <input type="checkbox"/> Once a month 4 <input type="checkbox"/> Twice a month 5 <input type="checkbox"/> Some other way — Specify</p>

Section 2 -- EARNINGS AND EMPLOYMENT (Continued)

Part A1 -- EMPLOYER IDENTIFICATION NUMBER 1 (Continued)

B. READ STATEMENT ONLY ONCE PER RESPONDENT

The next question is about the pay . . . received from this job during the 4-month period. We need the most accurate figures you can provide. Be sure to include any tips, bonuses, overtime pay, or commissions.

What was the total amount of pay that . . . received **BEFORE** deductions on this job in (Read each month)?

FOR MEMBERS OF THE ARMED FORCES --
(Be sure to include housing allowances and any other special types of pay.)

NOTE: Certain months contain 5 paydays for workers paid weekly and 3 paydays for workers paid every 2 weeks.



LAST MONTH

2032 \$ 00

x3 None

x1 DK

x2 Ref.

INTERVIEWER USE ONLY

\$ _____ .00

\$ _____ .00

\$ _____ .00

\$ _____ .00

\$ _____ .00

Total \$ _____ .00

1 MONTHS AGO

2034 \$ 00

x2 None

x1 DK

x2 Ref.

\$ _____ .00

\$ _____ .00

\$ _____ .00

\$ _____ .00

\$ _____ .00

Total \$ _____ .00

3 MONTHS AGO

2036 \$ 00

x3 None

x1 DK

x2 Ref.

\$ _____ .00

\$ _____ .00

\$ _____ .00

\$ _____ .00

\$ _____ .00

Total \$ _____ .00

4 MONTHS AGO

2038 \$ 00

x3 None

x1 DK

x2 Ref.

\$ _____ .00

\$ _____ .00

\$ _____ .00

\$ _____ .00

\$ _____ .00

Total \$ _____ .00

CHECK ITEM E4

Is "DK" marked in all parts of B?

1040

1 Yes

2 No -- SKIP to Check item E5

9. (Information about how much . . . received each month is very important to the results of our survey.) If we were to call back later would you (or . . .) be able to provide us with the amounts of pay . . . received in each of these months?

2042

1 Yes -- Mark Reminder Card, item 3a

2 No

CHECK ITEM E5

Number of employers in item 1b?

1044

1 1 employer -- SKIP to Check item E8, page 17.

2 2 or more employers

Section 2 — EARNINGS AND EMPLOYMENT (Continued)

Part A2 — EMPLOYER IDENTIFICATION NUMBER 2

<p>10a. What is the name of the other employer for whom . . . worked during this 4-month period? <i>(If . . . worked for more than one employer, enter the employer for whom . . . worked the second most hours during the 4-month period.)</i></p>	<p>PGM 5 Employer Name <input type="text" value="3100"/></p>
<p>CHECK ITEM EG: Enter employer ID number from cc item 42, or if a new employer, enter next available ID number →</p>	<p>PGM 6 Employer ID No. <input type="text" value="2102"/></p>
<p>10b. What kind of business or industry was (Name of company or business)? <i>For example: TV and radio manufacturing, retail shoe store, State Labor Department, farm.</i></p>	<p>PGM 8 <input type="text" value="2104"/></p>
<p>c. ASK OR VERIFY — Is it mainly —</p>	<p>PGM 9 <input type="text" value="2108"/> <ul style="list-style-type: none"> 1 <input type="checkbox"/> Manufacturing? 2 <input type="checkbox"/> Wholesale Trade? 3 <input type="checkbox"/> Retail Trade? 4 <input type="checkbox"/> Some other kind of business? </p>
<p>d. What kind of work was . . . doing on this job? <i>For example: Electrical engineer, stock clerk, typist, farmer</i></p>	<p>PGM 10 <input type="text" value="2108"/></p>
<p>e. What were . . . 's main activities or duties? <i>For example: Types, keeps account books, files, sells cars, operates printing press, finishes concrete.</i></p>	<p>PGM 11 <input type="text" value="2110"/></p>
<p>f. ASK OR VERIFY — Was . . . an employee of —</p>	<p>PGM 12 <input type="text" value="2112"/> <ul style="list-style-type: none"> 1 <input type="checkbox"/> A private company or individual? 2 <input type="checkbox"/> Federal government (exclude Armed Forces)? 3 <input type="checkbox"/> State government? 4 <input type="checkbox"/> Local government? 5 <input type="checkbox"/> Armed Forces? 6 <input type="checkbox"/> Unpaid in family business or farm? — SKIP to Check Item E8 </p>
<p>11a. ASK OR VERIFY — Was . . . employed by (Name of employer) during the entire 4-month period?</p>	<p>PGM 13 <input type="text" value="2114"/> <ul style="list-style-type: none"> 1 <input type="checkbox"/> Yes — SKIP to 12 2 <input type="checkbox"/> No </p>
<p>b. When was . . . employed by (Name of employer) during this 4-month period?</p>	<p>PGM 14 FROM <input type="text" value="2118"/> Month <input type="text" value="2118"/> Day PGM 15 TO <input type="text" value="2120"/> Month <input type="text" value="2120"/> Day</p>
<p>12. ASK OR VERIFY — How many hours per week did . . . usually work at this job?</p>	<p>PGM 16 <input type="text" value="2124"/> Hours x3 <input type="checkbox"/> None x1 <input type="checkbox"/> DK</p>
<p>13. Was . . . paid by the hour on this job?</p>	<p>PGM 17 <input type="text" value="2126"/> <ul style="list-style-type: none"> 1 <input type="checkbox"/> Yes 2 <input type="checkbox"/> No — SKIP to 15 </p>
<p>14. What was . . . 's regular hourly pay rate at the end of (Read last month or "to" date in item 11b)?</p>	<p>PGM 18 <input type="text" value="2128"/> <input type="text" value="2128"/> x1 <input type="checkbox"/> DK x2 <input type="checkbox"/> Ref. — SKIP to Check Item E8</p>
<p>15. During the 4-month period how often was . . . paid on this job?</p>	<p>PGM 19 <ul style="list-style-type: none"> 1 <input type="checkbox"/> Once a week 2 <input type="checkbox"/> Once each 2 weeks 3 <input type="checkbox"/> Once a month 4 <input type="checkbox"/> Twice a month 5 <input type="checkbox"/> Some other way — Specify </p>

Section 2 — EARNINGS AND EMPLOYMENT (Continued)

Part A2 — EMPLOYER IDENTIFICATION NUMBER 2 (Continued)

16. READ STATEMENT ONLY ONCE PER RESPONDENT

The next question is about the pay . . . received from this job during the 4-month period. We need the most accurate figures you can provide. Be sure to include any tips, bonuses, overtime pay, or commissions.

What was the total amount of pay that . . . received BEFORE deductions on this job in *filled* each month?

FOR MEMBERS OF THE ARMED FORCES — (Be sure to include housing allowances and any other special types of pay.)

NOTE: Certain months contain 5 paydays for workers paid weekly and 3 paydays for workers paid every 2 weeks.



LAST MONTH

2133 \$.00

x3 None

x1 DK

x1 Ref.

INTERVIEWER
USE ONLY

\$ _____ .00

\$ _____ .00

\$ _____ .00

\$ _____ .00

\$ _____ .00

Total \$ _____ .00

2 MONTHS AGO

2134 \$.00

x3 None

x1 DK

x2 Ref.

\$ _____ .00

\$ _____ .00

\$ _____ .00

\$ _____ .00

\$ _____ .00

Total \$ _____ .00

3 MONTHS AGO

2135 \$.00

x3 None

x1 DK

x2 Ref.

\$ _____ .00

\$ _____ .00

\$ _____ .00

\$ _____ .00

\$ _____ .00

Total \$ _____ .00

4 MONTHS AGO

2136 \$.00

x2 None

x1 DK

x2 Ref.

\$ _____ .00

\$ _____ .00

\$ _____ .00

\$ _____ .00

\$ _____ .00

Total \$ _____ .00

CHECK ITEM 7

Is "DK" marked in all parts of 16?

2140 1 Yes

2 No — SKIP to Check Item 8

17. (Information about how much . . . received each month is very important to the results of our survey.) If we were to call back later would you (or . . .) be able to provide us with the amounts of pay . . . received in each of these months?

2142 1 Yes — Mark Reminder Card, item 3b

2 No

CHECK ITEM 8

Is "Both worked for employer and self-employed" marked in 1a, page 13.

2144 1 Yes — Read Statement B

2 No — SKIP to first ISS Code or Check Item P, page 45

Section 2 – EARNINGS AND EMPLOYMENT (Continued)

Part B1 – SELF-EMPLOYMENT IDENTIFICATION NUMBER 1

STATEMENT B: You said... was (also) self-employed during this 4-month period.

1 a. What was the name of ...'s business/professional practice/firm?	FORM 1 Business name
	2200

CHECK ITEM 51 Enter business ID number from cc item 43, or if a new business enter the next available ID number	FORM 1 Business ID No.
	2202

1 b. What kind of business was this?	FORM 1
	2203

ASK OR VERIFY – c. Is it mainly –	FORM 1
	2205

1 Manufacturing?
2 Wholesale Trade?
3 Retail Trade?
4 Some other kind of business?

d. What kind of work was ... doing?	FORM 1
	2206

6. What were ...'s most important activities or duties?	FORM 1
	2210

ASK OR VERIFY – f. How many hours per week did ... usually work at this business?	FORM 7
	2212

Hours
x0 None
x1 DK

2. Do you think that the gross earnings of this business will be \$1,000 or more during the next 12 months? <i>Gross earnings include sales and receipts before expenses.</i>	2214
	1 <input type="checkbox"/> Yes 2 <input type="checkbox"/> No – SKIP to 10a x1 <input type="checkbox"/> DK

CHECK ITEM 52 Have questions 3 – 5b already been answered for this business by another household member?	2215
	1 <input type="checkbox"/> Yes – SKIP to 6a 2 <input type="checkbox"/> No

3. What was the total number of employees working for this business? Be sure to include ... <i>Enter 999 if 1,000 or more employees.</i>	2218
	Employees x1 <input type="checkbox"/> DK

4 a. Was ...'s business incorporated?	2220
	1 <input type="checkbox"/> Yes – SKIP to 5a 2 <input type="checkbox"/> No

b. Was ...'s business a sole proprietorship or a partnership?	2222
	1 <input type="checkbox"/> Sole proprietorship – SKIP to 6a 2 <input type="checkbox"/> Partnership

5 a. Aside from ... were any other members of this household owners or partners in this business?	2224
	1 <input type="checkbox"/> Yes 2 <input type="checkbox"/> No – SKIP to 6a

b. Which members?	Person No.	Name
	2226	
	2228	
	2230	

6 a. Was ... paid a regular salary from this business during the 4-month period?	2232
	1 <input type="checkbox"/> Yes 2 <input type="checkbox"/> No

b. Did ... receive any (other) income from the business during this 4-month period?	2234
	1 <input type="checkbox"/> Yes 2 <input type="checkbox"/> No

CHECK ITEM 53 If "Yes" marked in 6a or 6b	2236
1 <input type="checkbox"/> Yes	

Section 2 - EARNINGS AND EMPLOYMENT (Continued)		
Part B1 - SELF-EMPLOYMENT IDENTIFICATION NUMBER 1 (Continued)		
7. READ STATEMENT ONLY ONCE PER RESPONDENT.		INTERVIEWER USE ONLY
<p>The next question is about the income . . . received from this business during the 4-month period. We need the most accurate figures you can provide.</p> <p>What was the total amount of income that . . . received from this business in (Read each month)?</p> <p style="text-align: center;">★</p>	<p>LAST MONTH</p> <p>2239 \$ <input type="text"/> .00</p> <p>x3 <input type="checkbox"/> None x1 <input type="checkbox"/> DK x2 <input type="checkbox"/> Ref.</p>	<p>\$.00</p> <p>\$.00</p> <p>\$.00</p> <p>\$.00</p> <p>TOTAL \$.00</p>
	<p>2 MONTHS AGO</p> <p>2240 \$ <input type="text"/> .00</p> <p>x3 <input type="checkbox"/> None x1 <input type="checkbox"/> DK x2 <input type="checkbox"/> Ref.</p>	<p>\$.00</p> <p>\$.00</p> <p>\$.00</p> <p>\$.00</p> <p>TOTAL \$.00</p>
	<p>3 MONTHS AGO</p> <p>2242 \$ <input type="text"/> .00</p> <p>x3 <input type="checkbox"/> None x1 <input type="checkbox"/> DK x2 <input type="checkbox"/> Ref.</p>	<p>\$.00</p> <p>\$.00</p> <p>\$.00</p> <p>\$.00</p> <p>TOTAL \$.00</p>
	<p>4 MONTHS AGO</p> <p>2244 \$ <input type="text"/> .00</p> <p>x3 <input type="checkbox"/> None x1 <input type="checkbox"/> DK x2 <input type="checkbox"/> Ref.</p>	<p>\$.00</p> <p>\$.00</p> <p>\$.00</p> <p>\$.00</p> <p>TOTAL \$.00</p>
CHECK ITEM 54	2246 Is "DK" marked in all parts of 7?	1 <input type="checkbox"/> Yes 2 <input type="checkbox"/> No - SKIP to Check Item 55
8.	(Information about how much . . . received each month is very important to the results of our survey.) If we were to call back later would you (or . . .) be able to provide us with the amounts of income . . . received in each of these months?	2248 1 <input type="checkbox"/> Yes - Mark Reminder Card, item 4a 2 <input type="checkbox"/> No
CHECK ITEM 55	2250 Refer to item 4a, page 1B. Is this business incorporated?	1 <input type="checkbox"/> Yes - SKIP to 11 2 <input type="checkbox"/> No
CHECK ITEM 56	2252 Has information about the net profit (or loss) for this business already been obtained by another household member?	1 <input type="checkbox"/> Yes - SKIP to 11 2 <input type="checkbox"/> No
9a.	We would also appreciate an estimate of the net profit (or loss), that is, the difference between gross receipts and expenses for this 4-month period. Can you give me an estimate of the net profit (or loss) during the 4-month period?	2254 1 <input type="checkbox"/> Yes 2 <input type="checkbox"/> No - SKIP to 11
b.	What was the net profit (or loss) from this business during the 4-month period?	2256 \$ <input type="text"/> .00 2258 x4 <input type="checkbox"/> Loss in amount box -- If "Broke even," mark \$1 in box. } SKIP to 11
10.	About how much did . . . earn from this business after expenses during the 4-month period?	2260 \$ <input type="text"/> .00 x3 <input type="checkbox"/> None x1 <input type="checkbox"/> DK x2 <input type="checkbox"/> Ref.
11.	Was . . . self-employed in any other business (professional practice/farm) during the 4-month period?	2262 1 <input type="checkbox"/> Yes 2 <input type="checkbox"/> No - SKIP to first ISS Code or Check Item P1, page 45

Section 2 — EARNINGS AND EMPLOYMENT (Continued)

Part B2 — SELF-EMPLOYMENT IDENTIFICATION NUMBER 2

<p>12a. What was the name of ...'s other business/ professional practice/farm?</p>	<p>PGM 8 Business name 2330</p>
<p>CHECK ITEM 52a Enter business ID number from cd item 43, or if a new business, enter the next available ID number</p>	<p>PGM 8 Business ID No. 2332</p>
<p>12b. What kind of business was this?</p>	<p>PGM 8 2334</p>
<p>ASK OR VERIFY — c. Is it mainly —</p>	<p>PGM 8 2336</p> <p>1 <input type="checkbox"/> Manufacturing? 2 <input type="checkbox"/> Wholesale Trade? 3 <input type="checkbox"/> Retail Trade? 4 <input type="checkbox"/> Some other kind of business?</p>
<p>d. What kind of work was ... doing?</p>	<p>PGM 8 2338</p>
<p>e. What were ...'s most important activities or duties?</p>	<p>PGM 9 2310</p>
<p>f. How many hours per week did ... usually work at this business?</p>	<p>PGM 7 2312</p> <p>Hours x0 <input type="checkbox"/> None x1 <input type="checkbox"/> DK</p>
<p>13. Do you think that the gross earnings of this business will be \$1,000 or more during the next 12 months? <i>Gross earnings include sales and receipts before expenses.</i></p>	<p>2314</p> <p>1 <input type="checkbox"/> Yes 2 <input type="checkbox"/> No — SKIP to 21 x1 <input type="checkbox"/> DK</p>
<p>CHECK ITEM 53a Have questions 14—16b already been answered for this business by another household member?</p>	<p>2316</p> <p>1 <input type="checkbox"/> Yes — SKIP to 17a 2 <input type="checkbox"/> No</p>
<p>14. What was the total number of employees working for this business? Be sure to include ... <i>Enter 999 if 1,000 or more employees.</i></p>	<p>2318</p> <p>Employees x1 <input type="checkbox"/> DK</p>
<p>15a. Was ...'s business incorporated?</p>	<p>2320</p> <p>1 <input type="checkbox"/> Yes — SKIP to 16a 2 <input type="checkbox"/> No</p>
<p>b. Was ...'s business a sole proprietorship or a partnership?</p>	<p>2322</p> <p>1 <input type="checkbox"/> Sole proprietorship — SKIP to 17a 2 <input type="checkbox"/> Partnership</p>
<p>16a. Aside from ... were any other members of this household owners or partners in this business?</p>	<p>2324</p> <p>1 <input type="checkbox"/> Yes 2 <input type="checkbox"/> No — SKIP to 17a</p>
<p>b. Which members?</p>	<p>Person No. Name</p> <p>2326</p> <p>2328</p> <p>2330</p>
<p>17a. Was ... paid a regular salary from this business during the 4-month period?</p>	<p>2332</p> <p>1 <input type="checkbox"/> Yes 2 <input type="checkbox"/> No</p>
<p>b. Did ... receive any (other) income from the business during this 4-month period?</p>	<p>2334</p> <p>1 <input type="checkbox"/> Yes 2 <input type="checkbox"/> No</p>
<p>CHECK ITEM 55 Is "Yes" marked in either item 17a or 17b?</p>	<p>2338</p> <p>1 <input type="checkbox"/> Yes 2 <input type="checkbox"/> No — SKIP to Check Item S11</p>

Section 2 - EARNINGS AND EMPLOYMENT (Continued)

Part B2 - SELF-EMPLOYMENT IDENTIFICATION NUMBER 2 (Continued)

18. READ STATEMENT ONLY ONCE PER RESPONDENT.

The next question is about the income . . . received from this business during the 4-month period. We need the most accurate figures you can provide.

What was the total amount of income that . . . received from this business in (Read each month)?



		INTERVIEWER USE ONLY	
LAST MONTH		\$.00
2338	\$ <input type="text"/> .00	\$.00
x3 <input type="checkbox"/> None		\$.00
x1 <input type="checkbox"/> DK		\$.00
x2 <input type="checkbox"/> Ref.		\$.00
		TOTAL	\$.00
2 MONTHS AGO		\$.00
2340	\$ <input type="text"/> .00	\$.00
x3 <input type="checkbox"/> None		\$.00
x1 <input type="checkbox"/> DK		\$.00
x2 <input type="checkbox"/> Ref.		\$.00
		TOTAL	\$.00
3 MONTHS AGO		\$.00
2342	\$ <input type="text"/> .00	\$.00
x3 <input type="checkbox"/> None		\$.00
x1 <input type="checkbox"/> DK		\$.00
x2 <input type="checkbox"/> Ref.		\$.00
		TOTAL	\$.00
4 MONTHS AGO		\$.00
2344	\$ <input type="text"/> .00	\$.00
x3 <input type="checkbox"/> None		\$.00
x1 <input type="checkbox"/> DK		\$.00
x2 <input type="checkbox"/> Ref.		\$.00
		TOTAL	\$.00

CHECK ITEM S10 Is "DK" marked in all parts of 18? 2346

1 Yes
2 No - SKIP to Check item S11

19. (Information about how much . . . received each month is very important to the results of our survey.) If we were to call back later would you (or . . .) be able to provide us with the amounts of income . . . received in each of these months? 2348

1 Yes - Mark Reminder Card, item 4b
2 No

CHECK ITEM S11 Refer to item 15a, page 20. Is this business incorporated? 2350

1 Yes - SKIP to first ISS Code or Check item P1, page 45
2 No

CHECK ITEM S12 Has information about the net profit (or loss) for this business already been obtained by another household member? 2352

1 Yes - SKIP to first ISS Code or Check item P1, page 45
2 No

20a. We would also appreciate an estimate of the net profit (or loss), that is, the difference between gross receipts and expenses for this 4-month period. Can you give me an estimate of the net profit (or loss) during the 4-month period? 2354

1 Yes
2 No - SKIP to first ISS Code or Check item P1, page 45

b. What was the net profit (or loss) from this business during the 4-month period? 2356

\$.00

2358 x4 Loss in amount box - If "Broke even," mark \$1 in box. } SKIP to first ISS Code or Check item P1, page 45

21. About how much did . . . earn from this business after expenses during the 4-month period? 2360

\$.00

x3 None
x1 DK
x2 Ref. } SKIP to first ISS Code or Check item P1, page 45

Section 3 – AMOUNTS

Part A – GENERAL AMOUNTS (ISS Codes 1–56)

1. You said ... received (Read name of income type) during the 4-month period.		Income code <input style="width: 40px;" type="text"/>	Name of income type <input style="width: 150px;" type="text"/>
CHECK ITEM A4	Mark (X) income type code.	3002: <input type="checkbox"/> ISS code 1 or 2 (SS or RR) <input type="checkbox"/> ISS code 25 (WIC) – SKIP to 14, page 24 <input type="checkbox"/> ISS code 27 (Food Stamps) – SKIP to 12a, page 24 <input type="checkbox"/> Other ISS codes – SKIP to Check Item A4	
Refer to an item 27, is ... a designated parent, or guardian of children under age 18?		3004: <input type="checkbox"/> Yes <input type="checkbox"/> No – SKIP to Check Item A3	
2. During this 4-month period, were any separate payments from (Social Security/Railroad Retirement) received especially for the children?		3006: <input type="checkbox"/> Yes <input type="checkbox"/> No – SKIP to Check Item A3	
3. Did ... also receive a separate payment for (himself/herself) during any of these months?		3008: <input type="checkbox"/> Yes <input type="checkbox"/> No – SKIP to 10a	
Is ... married?		3010: <input type="checkbox"/> Yes <input type="checkbox"/> No – SKIP to 5a	
4. Did ... receive Social Security (Railroad Retirement) jointly with ...'s spouse?		3012: <input type="checkbox"/> Yes <input type="checkbox"/> No – SKIP to 5a	
CHECK ITEM A5		Has information about the amount received by ... from the income source entered in 1 already been recorded during an interview for ...'s spouse?	
3014: <input type="checkbox"/> Yes – SKIP to next ISS Code or Check Item P1, page 45 <input type="checkbox"/> No			
5a. Did ... receive any (Read name of income type) in (Read each month)? NOTE – Some persons receive more than one payment per month for certain income types such as Unemployment Compensation and AFDC.		5b. How much did ... receive in (Read each month marked "Yes" in 5a)? Please answer by giving the total amount each month before any deductions.	
Last month	3018: <input type="checkbox"/> Yes <input type="checkbox"/> No x1 <input type="checkbox"/> DK	3018: \$ <input style="width: 60px;" type="text"/> . <input style="width: 30px;" type="text"/> 00 x1 <input type="checkbox"/> DK x2 <input type="checkbox"/> Ref.	
2 months ago	3020: <input type="checkbox"/> Yes <input type="checkbox"/> No x1 <input type="checkbox"/> DK	3020: \$ <input style="width: 60px;" type="text"/> . <input style="width: 30px;" type="text"/> 00 x1 <input type="checkbox"/> DK x2 <input type="checkbox"/> Ref.	
3 months ago	3022: <input type="checkbox"/> Yes <input type="checkbox"/> No x1 <input type="checkbox"/> DK	3022: \$ <input style="width: 60px;" type="text"/> . <input style="width: 30px;" type="text"/> 00 x1 <input type="checkbox"/> DK x2 <input type="checkbox"/> Ref.	
4 months ago	3024: <input type="checkbox"/> Yes <input type="checkbox"/> No x1 <input type="checkbox"/> DK	3024: \$ <input style="width: 60px;" type="text"/> . <input style="width: 30px;" type="text"/> 00 x1 <input type="checkbox"/> DK x2 <input type="checkbox"/> Ref.	
CHECK ITEM A5		Mark (X) income type code.	
		3032: <input type="checkbox"/> ISS code 1 or 2 – SKIP to Check Item A6 <input type="checkbox"/> ISS code 8 or 20 through 24 <input type="checkbox"/> All other income codes – SKIP to next ISS Code or Check Item P1, page 45	
6a. Were all the people living here covered by ...'s payments?		3034: <input type="checkbox"/> Yes – SKIP to Check Item A6 <input type="checkbox"/> No	

NOTES

Section 3 - AMOUNTS (Continued)

Part A - GENERAL AMOUNTS (ISS Codes T-5B) (Continued)

		Person No	Name
6b. Which persons were covered?	3036	<input type="text"/>	<input type="text"/>
	3038	<input type="text"/>	<input type="text"/>
	3040	<input type="text"/>	<input type="text"/>
	3042	<input type="text"/>	<input type="text"/>
	3044	<input type="text"/>	<input type="text"/>
	3046	<input type="text"/>	<input type="text"/>
	3048	<input type="text"/>	<input type="text"/>
	3050	<input type="text"/>	<input type="text"/>
	3052	<input type="text"/>	<input type="text"/>
	3054	<input type="text"/>	<input type="text"/>
CHECK ITEM A6 Is this ISS code "B"?	3056	<input type="checkbox"/> Yes <input type="checkbox"/> No - SKIP to next ISS Code or Check Item P1, page 45	
7. Is ... required to fill out an annual income questionnaire for the Veterans Administration?	3060	<input type="checkbox"/> Yes <input type="checkbox"/> No <input type="checkbox"/> DK } SKIP to next ISS Code or Check Item P1, page 45	
CHECK ITEM A7 Was this ISS code marked for ... in cc item 45 last reference period?	3062	<input type="checkbox"/> Yes - SKIP to Check Item A8 <input type="checkbox"/> No	
<i>(SHOW FLA-SHCARD D)</i> 8. Social Security (Railroad Retirement) sends out two types of checks. Please look at this card and tell me which color check ... receives?	3064	<input type="checkbox"/> Green <input type="checkbox"/> Gold <input type="checkbox"/> Other <input type="checkbox"/> DK	
9. Do ...'s payments usually come on the first of the month or the third?	3066	<input type="checkbox"/> First <input type="checkbox"/> Third <input type="checkbox"/> Other <input type="checkbox"/> DK	
CHECK ITEM A8 Refer to item 2, page 22. Were (Social Security/Railroad Retirement) payments received especially for the children?	3068	<input type="checkbox"/> Yes <input type="checkbox"/> No - SKIP to next ISS Code or Check Item P1, page 45	
10a. Were Social Security (Railroad Retirement) payments received for the children in (Read each month)?		10b. If "Yes" in 10a - How much was received?	
Last month	3070	<input type="checkbox"/> Yes <input type="checkbox"/> No x1 <input type="checkbox"/> DK	3072 \$ <input type="text"/> <input type="text"/> 00 x1 <input type="checkbox"/> DK x2 <input type="checkbox"/> Ref.
2 months ago	3074	<input type="checkbox"/> Yes <input type="checkbox"/> No x1 <input type="checkbox"/> DK	3076 \$ <input type="text"/> <input type="text"/> 00 x1 <input type="checkbox"/> DK x2 <input type="checkbox"/> Ref.
3 months ago	3078	<input type="checkbox"/> Yes <input type="checkbox"/> No x1 <input type="checkbox"/> DK	3080 \$ <input type="text"/> <input type="text"/> 00 x1 <input type="checkbox"/> DK x2 <input type="checkbox"/> Ref.
4 months ago	3082	<input type="checkbox"/> Yes <input type="checkbox"/> No x1 <input type="checkbox"/> DK	3084 \$ <input type="text"/> <input type="text"/> 00 x1 <input type="checkbox"/> DK x2 <input type="checkbox"/> Ref.
11a. Were all children living here covered by these payments?	3086	<input type="checkbox"/> Yes - SKIP to next ISS Code or Check Item P1, page 45 <input type="checkbox"/> No	

Section 3 - AMOUNTS (Continued)

Part A - GENERAL AMOUNTS (ISS Codes 1-56) (Continued)

11b. Which children were covered?	Person No.	Name
	3096	
	3090	
	3092	
	3094	
	3098	
	3098	

SKIP to next ISS Code or Check Item P1, page 45

12a. Were all the people living here covered under ...'s food stamp allotment?	3100	1 <input type="checkbox"/> Yes - SKIP to 13a 2 <input type="checkbox"/> No
b. Which persons were covered?	Person No.	Name
	3102	
	3104	
	3106	
	3108	
	3110	
	3112	
	3114	
	3116	
	3118	
	3120	

13a. Did ... receive food stamps in (Read each month)?		13b. If "Yes" in 13a, ask - What was the total amount?
	Last month 3122	1 <input type="checkbox"/> Yes 2 <input type="checkbox"/> No x1 <input type="checkbox"/> DK
	2 months ago 3126	1 <input type="checkbox"/> Yes 2 <input type="checkbox"/> No x1 <input type="checkbox"/> DK
	3 months ago 3130	1 <input type="checkbox"/> Yes 2 <input type="checkbox"/> No x1 <input type="checkbox"/> DK
4 months ago 3134	1 <input type="checkbox"/> Yes 2 <input type="checkbox"/> No x1 <input type="checkbox"/> DK	
		3124 \$. 00 x1 <input type="checkbox"/> DK x2 <input type="checkbox"/> Ref.
		3128 \$. 00 x1 <input type="checkbox"/> DK x2 <input type="checkbox"/> Ref.
		3132 \$. 00 x1 <input type="checkbox"/> DK x2 <input type="checkbox"/> Ref.
		3136 \$. 00 x1 <input type="checkbox"/> DK x2 <input type="checkbox"/> Ref.

SKIP to next ISS Code or Check Item P1, page 45

14. Did ... receive any WIC vouchers in (Read each month)? Mark (X) all that apply.	3138	1 <input type="checkbox"/> Last month
	3140	2 <input type="checkbox"/> 2 months ago
	3142	3 <input type="checkbox"/> 3 months ago
	3144	4 <input type="checkbox"/> 4 months ago
		SKIP to next ISS Code or Check Item P1, page 45

Section 3 - AMOUNTS (Continued)

Part B - SAVINGS ACCOUNTS, MONEY MARKET DEPOSIT ACCOUNTS, CERTIFICATES OF DEPOSIT, AND NOW ACCOUNTS (ISS Codes 100, 101, 102 and 103)

CHECK ITEM A10 Asset types owned. Mark (X) all that apply.

4302 ISS Code 100 - Regular/Pasbook Savings Accounts

4303 ISS Code 101 - Money Market Deposit Accounts

4304 ISS Code 102 - Certificates of Deposit or other Savings Certificates

4305 ISS Code 103 - NOW, Super NOW or other interest-earning checking accounts

1. Earlier you said that ... had (Read names of owned assets).

CHECK ITEM A10 Interview status of ...'s spouse.

4308 No spouse in household - SKIP to 3b

Interview for spouse not yet conducted

Interview for spouse already conducted - SKIP to 3a

2a. Did ... own any of these jointly with ...'s (husband/wife)?

4310 Yes

No - SKIP to 3b

b. What is your best estimate of the total amount of interest earned on these jointly held (Read asset types) during the 4-month period?

4312 \$. 00 - SKIP to 3a

x1 DK

x2 Ref. - SKIP to next ISS Code or Check Item P1, page 45

c. What is your best estimate of the average amount that ... and ...'s (husband/wife) had in these jointly held (Read asset types) during the 4-month period? ★

4314 \$. 00 - SKIP to 3a

x1 DK

x2 Ref. - SKIP to next ISS Code or Check Item P1, page 45

d. [This information is especially important for the purposes of this survey.] If I were to call back later would you be able to provide me with an estimate of the average amount?

4316 Yes - Mark Reminder Card, item 5

No

3a. Besides any (Read asset types) owned jointly with ...'s (husband/wife), did ... have any other (Read asset types)?

4318 Yes

No - SKIP to next ISS Code or Check Item P1, page 45

b. What is your best estimate of the total amount of interest ... earned on these (Read asset types) during the 4-month period?

4320 \$. 00 - SKIP to next ISS Code or Check Item P1, page 45

x1 DK

x2 Ref. - SKIP to next ISS Code or Check Item P1, page 45

c. What is your best estimate of the average amount that ... had in these (Read asset types) during the 4-month period? ★

4322 \$. 00 - SKIP to next ISS Code or Check Item P1, page 45

x1 DK

x2 Ref. - SKIP to next ISS Code or Check Item P1, page 45

d. [This information is especially important for the purposes of this survey.] If I were to call back later would you be able to provide me with an estimate of the average amount?

4324 Yes - Mark Reminder Card, item 5 } SKIP to next ISS Code or Check Item P1, page 45

No

NOTES

FINANCIAL PROFILE

Section 3 - AMOUNTS (Continued)

Part C - OTHER INTEREST-EARNING ASSETS (ISS Codes 104, 105, 106 and 107)

CHECK ITEM 11	Asset types owned. Mark (X) all that apply.	4400	<input type="checkbox"/> Money Market funds (104)
		4402	<input type="checkbox"/> U.S. Government securities (105)
		4404	<input type="checkbox"/> Municipal or corporate bonds (106)
		4408	<input type="checkbox"/> Other interest-earning assets (107) - Specify _____

1. Earlier you said that ... owned (Read names of owned assets).

CHECK ITEM 12	Interview status of ...'s spouse.	4409	<input type="checkbox"/> No spouse in household - SKIP to 3b
			<input type="checkbox"/> Interview for spouse not yet conducted
			<input type="checkbox"/> Interview for spouse already conducted - SKIP to 3a

2a. Did ... own any of these jointly with ...'s (husband/wife)?

4410	<input type="checkbox"/> Yes
	<input type="checkbox"/> No - SKIP to 3b

b. What is your best estimate of the total amount of interest earned on these jointly held (Read asset types) during the 4-month period?

4411	\$		00	- SKIP to 3a
	x1 <input type="checkbox"/> DK x2 <input type="checkbox"/> Ref. - SKIP to next ISS Code or Check Item P1, page 45			

c. What is your best estimate of the average amount that ... and ...'s (husband/wife) had in these jointly held (Read asset types) during the 4-month period?

4412	\$		00	- SKIP to 3a
	x1 <input type="checkbox"/> DK x2 <input type="checkbox"/> Ref. - SKIP to next ISS Code or Check Item P1, page 45			

d. (This information is especially important for the purposes of this survey.) If I were to call back later would you be able to provide me with an estimate of the average amount?

4418	<input type="checkbox"/> Yes - Mark Reminder Card, item 7
	<input type="checkbox"/> No

3a. Besides any (Read asset types) owned jointly with ...'s (husband/wife), did ... own any other (Read asset types)?

4418	<input type="checkbox"/> Yes
	<input type="checkbox"/> No - SKIP to next ISS Code or Check Item P1, page 45

b. What is your best estimate of the total amount of interest ... earned on these (Read Asset types) during the 4-month period?

4420	\$		00	- SKIP to next ISS Code or Check Item P1, page 45
	x1 <input type="checkbox"/> DK x2 <input type="checkbox"/> Ref. - SKIP to next ISS Code or Check Item P1, page 45			

c. What is your best estimate of the average amount that ... had in these (Read asset types) during the 4-month period?

4422	\$		00	- SKIP to next ISS Code or Check Item P1, page 45
	x1 <input type="checkbox"/> DK x2 <input type="checkbox"/> Ref. - SKIP to next ISS Code or Check Item P1, page 45			

d. (This information is especially important for the purposes of this survey.) If I were to call back later would you be able to provide me with an estimate of the average amount?

4424	<input type="checkbox"/> Yes - Mark Reminder Card, item 8
	<input type="checkbox"/> No

SKIP to next ISS Code or Check Item P1, page 45

NOTES

Section 3 — AMOUNTS (Continued)	
Part D — STOCKS AND MUTUAL FUND SHARES (ISS Code 110)	
1a. Earlier you told me that ... owned stocks or mutual fund shares. Did ... receive any dividend checks during these 4 months? (Include checks made out jointly to ... and ...'s spouse.)	4500 1 <input type="checkbox"/> Yes 2 <input type="checkbox"/> No — SKIP to 3a
CHECK ITEM 9 Interview status of ...'s spouse.	4502 1 <input type="checkbox"/> No spouse in household — SKIP to 2a 2 <input type="checkbox"/> Interview for spouse not yet conducted 3 <input type="checkbox"/> Interview for spouse already conducted — SKIP to 2a
1b. During the past 4 months how much was received in dividend checks made out jointly to ... and ...'s (husband/wife)? ★	450a \$ <input type="text"/> . 00 — SKIP to 2a x3 <input type="checkbox"/> None — SKIP to 2a x1 <input type="checkbox"/> DK x2 <input type="checkbox"/> Ref. — SKIP to next ISS Code or Check Item P1, page 45
c. (This information is especially important for the purposes of this survey.) If I were to call back later would you be able to provide me with an estimate?	4506 1 <input type="checkbox"/> Yes — Mark Reminder Card, item 9 2 <input type="checkbox"/> No
2a. During this 4-month period, how much did ... receive in dividend checks (in ...'s name only)? ★	450b \$ <input type="text"/> . 00 — SKIP to 3a x3 <input type="checkbox"/> None — SKIP to 3a x1 <input type="checkbox"/> DK x2 <input type="checkbox"/> Ref. — SKIP to next ISS Code or Check Item P1, page 45
b. (This information is especially important for the purposes of this survey.) If I were to call back later would you be able to provide me with an estimate?	4510 1 <input type="checkbox"/> Yes — Mark Reminder Card, item 10 2 <input type="checkbox"/> No
3a. (Besides the money that ... received in dividends) did ... earn any (other) dividends that were credited against a margin account or automatically reinvested in additional shares of stock?	4512 1 <input type="checkbox"/> Yes 2 <input type="checkbox"/> No — SKIP to next ISS Code or Check Item P1, page 45
CHECK ITEM 10 Interview status of ...'s spouse.	4514 1 <input type="checkbox"/> No spouse in household — SKIP to 3c 2 <input type="checkbox"/> Interview for spouse not yet conducted 3 <input type="checkbox"/> Interview for spouse already conducted — SKIP to 3c
3b. During the 4-month period how much of these kinds of dividends did ... earn jointly with ...'s (husband/wife)?	4516 \$ <input type="text"/> . 00 x3 <input type="checkbox"/> None x1 <input type="checkbox"/> DK x2 <input type="checkbox"/> Ref. — SKIP to next ISS Code or Check Item P1, page 45
c. During the 4-month period, how much of these kinds of dividends did ... earn (in ...'s name only)?	4518 \$ <input type="text"/> . 00 x3 <input type="checkbox"/> None x1 <input type="checkbox"/> DK x2 <input type="checkbox"/> Ref. } SKIP to next ISS Code or Check Item P1, page 45
NOTES	

Section 3 — AMOUNTS (Continued)

Part E — RENTAL INCOME (ISS Code 120)

1. Earlier you told me that ... owned some rental property.	
CHECK ITEM 15. Interview status of ...'s spouse.	4609 1 <input type="checkbox"/> No spouse in household — SKIP to 3a 2 <input type="checkbox"/> Interview for spouse not yet conducted 3 <input type="checkbox"/> Interview for spouse already conducted — SKIP to 3a
2a. Did ... receive any rental income from property owned jointly by ... and ...'s husband/wife? Include only property owned entirely by couple.	
4602 1 <input type="checkbox"/> Yes 2 <input type="checkbox"/> No — SKIP to 3a	
b. About how much was received in gross rent from this property during the 4-month period?	
4604 \$ <input style="width: 60px;" type="text"/> . <input style="width: 30px;" type="text"/> 00	x1 <input type="checkbox"/> DK x2 <input type="checkbox"/> Ref. — SKIP to next ISS Code or Check Item P1, page 45
c. What is your best estimate of the amount that was cleared after expenses? Enter \$1 in amount box if respondent reports "broke even."	
4606 \$ <input style="width: 60px;" type="text"/> . <input style="width: 30px;" type="text"/> 00	x1 <input type="checkbox"/> DK x2 <input type="checkbox"/> Ref. — SKIP to next ISS Code or Check Item P1, page 45 4608 x4 <input type="checkbox"/> Lost money — Enter amount of loss in box
3a. Did ... receive rental income from property owned entirely in ...'s own name?	
4610 1 <input type="checkbox"/> Yes 2 <input type="checkbox"/> No — SKIP to 4a	
b. About how much was received in gross rent from this property during the 4-month period?	
4612 \$ <input style="width: 60px;" type="text"/> . <input style="width: 30px;" type="text"/> 00	x1 <input type="checkbox"/> DK x2 <input type="checkbox"/> Ref. — SKIP to next ISS Code or Check Item P1, page 45
c. What is your best estimate of the amount that was cleared after expenses? Enter \$1 in amount box if respondent reports "broke even."	
4614 \$ <input style="width: 60px;" type="text"/> . <input style="width: 30px;" type="text"/> 00	x1 <input type="checkbox"/> DK x2 <input type="checkbox"/> Ref. — SKIP to next ISS Code or Check Item P1, page 45 4616 x4 <input type="checkbox"/> Lost money — Enter amount of loss in box
4a. Did ... receive any rental income from property owned jointly with others? (Not including property owned entirely by ... and ...'s spouse.)	
4618 1 <input type="checkbox"/> Yes 2 <input type="checkbox"/> No — SKIP to next ISS code or Check Item P1, page 45	
b. What is your best estimate of ...'s share of the amount cleared on this property during the last 4 months? Enter \$1 in amount box if respondent reports "broke even."	
4620 \$ <input style="width: 60px;" type="text"/> . <input style="width: 30px;" type="text"/> 00	x1 <input type="checkbox"/> DK x2 <input type="checkbox"/> Ref.
4622 x4 <input type="checkbox"/> Lost money — Enter amount of loss in box	} SKIP to next ISS Code or Check Item P1, page 45

NOTES

AMOUNTS (Continued)

Section 3 – AMOUNTS (Continued)

**Part F – MORTGAGES, ROYALTIES AND OTHER FINANCIAL INVESTMENTS,
(ISS Codes 130, 140, and 150)**

CHECK ITEM A17	Asset types owned. Mark (X) all that apply.	4700 4702 4704	<input type="checkbox"/> ISS Code 130 – Mortgages <input type="checkbox"/> ISS Code 140 – Royalties <input type="checkbox"/> ISS Code 150 – Other financial investments
CHECK ITEM A18	Is ISS Code 130 marked in Check Item A17?	4708	<input type="checkbox"/> Yes <input type="checkbox"/> No – SKIP to 3
CHECK ITEM A19	Interview status of ...'s spouse.	4708	<input type="checkbox"/> No spouse in household – SKIP to 2b <input type="checkbox"/> Interview for spouse not yet conducted <input type="checkbox"/> Interview for spouse already conducted – SKIP to 2a
1a.	Earlier you said ... held a mortgage. Did ... own this jointly with ...'s spouse?	4710	<input type="checkbox"/> Yes <input type="checkbox"/> No – SKIP to 2b
b.	During the past 4 months how much interest was paid to ... and ...'s spouse by the borrower?	4712	\$ <input type="text"/> <input type="text"/> 00 x0 <input type="checkbox"/> None x1 <input type="checkbox"/> DK x2 <input type="checkbox"/> Ref.
2a.	(Besides these jointly held mortgages), did ... hold any mortgages in ...'s own name?	4714	<input type="checkbox"/> Yes <input type="checkbox"/> No – SKIP to Check Item A20
b.	(Earlier you said that ... held a mortgage.) During the past 4 months how much interest was paid to ... by the borrower?	4716	\$ <input type="text"/> <input type="text"/> 00 x0 <input type="checkbox"/> None x1 <input type="checkbox"/> DK x2 <input type="checkbox"/> Ref.
CHECK ITEM A20	Is ISS Code 140 or 150 marked in Check item A17?	4718	<input type="checkbox"/> Yes <input type="checkbox"/> No – SKIP to Check Item P1
3.	Earlier you said ... had (Read asset types). During the past 4 months, how much income did ... receive from these (Read asset types)? If income was shared, count only ...'s share.	4720 4722	\$ <input type="text"/> <input type="text"/> 00 x0 <input type="checkbox"/> None x1 <input type="checkbox"/> DK x2 <input type="checkbox"/> Ref. x4 <input type="checkbox"/> Lost money – Enter amount of loss in box

NOTES

A. B. C. D. E. F. G. H. I. J. K. L. M. N. O. P. Q. R. S. T. U. V. W. X. Y. Z. AA. AB. AC. AD. AE. AF. AG. AH. AI. AJ. AK. AL. AM. AN. AO. AP. AQ. AR. AS. AT. AU. AV. AW. AX. AY. AZ. BA. BB. BC. BD. BE. BF. BG. BH. BI. BJ. BK. BL. BM. BN. BO. BP. BQ. BR. BS. BT. BU. BV. BW. BX. BY. BZ. CA. CB. CC. CD. CE. CF. CG. CH. CI. CJ. CK. CL. CM. CN. CO. CP. CQ. CR. CS. CT. CU. CV. CW. CX. CY. CZ. DA. DB. DC. DD. DE. DF. DG. DH. DI. DJ. DK. DL. DM. DN. DO. DP. DQ. DR. DS. DT. DU. DV. DW. DX. DY. DZ. EA. EB. EC. ED. EE. EF. EG. EH. EI. EJ. EK. EL. EM. EN. EO. EP. EQ. ER. ES. ET. EU. EV. EW. EX. EY. EZ. FA. FB. FC. FD. FE. FF. FG. FH. FI. FJ. FK. FL. FM. FN. FO. FP. FQ. FR. FS. FT. FU. FV. FW. FX. FY. FZ. GA. GB. GC. GD. GE. GF. GG. GH. GI. GJ. GK. GL. GM. GN. GO. GP. GQ. GR. GS. GT. GU. GV. GW. GX. GY. GZ. HA. HB. HC. HD. HE. HF. HG. HH. HI. HJ. HK. HL. HM. HN. HO. HP. HQ. HR. HS. HT. HU. HV. HW. HX. HY. HZ. IA. IB. IC. ID. IE. IF. IG. IH. II. IJ. IK. IL. IM. IN. IO. IP. IQ. IR. IS. IT. IU. IV. IW. IX. IY. IZ. JA. JB. JC. JD. JE. JF. JG. JH. JI. JJ. JK. JL. JM. JN. JO. JP. JQ. JR. JS. JT. JU. JV. JW. JX. JY. JZ. KA. KB. KC. KD. KE. KF. KG. KH. KI. KJ. KK. KL. KM. KN. KO. KP. KQ. KR. KS. KT. KU. KV. KW. KX. KY. KZ. LA. LB. LC. LD. LE. LF. LG. LH. LI. LJ. LK. LL. LM. LN. LO. LP. LQ. LR. LS. LT. LU. LV. LW. LX. LY. LZ. MA. MB. MC. MD. ME. MF. MG. MH. MI. MJ. MK. ML. MM. MN. MO. MP. MQ. MR. MS. MT. MU. MV. MW. MX. MY. MZ. NA. NB. NC. ND. NE. NF. NG. NH. NI. NJ. NK. NL. NM. NN. NO. NP. NQ. NR. NS. NT. NU. NV. NW. NX. NY. NZ. OA. OB. OC. OD. OE. OF. OG. OH. OI. OJ. OK. OL. OM. ON. OO. OP. OQ. OR. OS. OT. OU. OV. OW. OX. OY. OZ. PA. PB. PC. PD. PE. PF. PG. PH. PI. PJ. PK. PL. PM. PN. PO. PP. PQ. PR. PS. PT. PU. PV. PW. PX. PY. PZ. QA. QB. QC. QD. QE. QF. QG. QH. QI. QJ. QK. QL. QM. QN. QO. QP. QQ. QR. QS. QT. QU. QV. QW. QX. QY. QZ. RA. RB. RC. RD. RE. RF. RG. RH. RI. RJ. RK. RL. RM. RN. RO. RP. RQ. RR. RS. RT. RU. RV. RW. RX. RY. RZ. SA. SB. SC. SD. SE. SF. SG. SH. SI. SJ. SK. SL. SM. SN. SO. SP. SQ. SR. SS. ST. SU. SV. SW. SX. SY. SZ. TA. TB. TC. TD. TE. TF. TG. TH. TI. TJ. TK. TL. TM. TN. TO. TP. TQ. TR. TS. TT. TU. TV. TW. TX. TY. TZ. UA. UB. UC. UD. UE. UF. UG. UH. UI. UJ. UK. UL. UM. UN. UO. UP. UQ. UR. US. UT. UU. UV. UW. UX. UY. UZ. VA. VB. VC. VD. VE. VF. VG. VH. VI. VJ. VK. VL. VM. VN. VO. VP. VQ. VR. VS. VT. VU. VV. VW. VX. VY. VZ. WA. WB. WC. WD. WE. WF. WG. WH. WI. WJ. WK. WL. WM. WN. WO. WP. WQ. WR. WS. WT. WU. WV. WW. WX. WY. WZ. XA. XB. XC. XD. XE. XF. XG. XH. XI. XJ. XK. XL. XM. XN. XO. XP. XQ. XR. XS. XT. XU. XV. XW. XX. XY. XZ. YA. YB. YC. YD. YE. YF. YG. YH. YI. YJ. YK. YL. YM. YN. YO. YP. YQ. YR. YS. YT. YU. YV. YW. YX. YY. YZ. ZA. ZB. ZC. ZD. ZE. ZF. ZG. ZH. ZI. ZJ. ZK. ZL. ZM. ZN. ZO. ZP. ZQ. ZR. ZS. ZT. ZU. ZV. ZW. ZX. ZY. ZZ.

Section 6 — MISSING WAVE

CHECK ITEM 1	Does person number begin with a "B"?	5030	1 <input type="checkbox"/> Yes — SKIP to Check Item C1, page 72 2 <input type="checkbox"/> No
CHECK ITEM 2	Was an interview obtained for ... last reference period? (cc item 44)	5002	1 <input type="checkbox"/> Yes — SKIP to Check Item C1, page 72 2 <input type="checkbox"/> No
CHECK ITEM 3	Was an interview obtained two waves ago? (cc item 44)	5004	1 <input type="checkbox"/> Yes 2 <input type="checkbox"/> No — SKIP to Check Item C1, page 72
STATEMENTS: We were unable to obtain information similar to what we've just talked about for ... for the period _____ through _____ 1985. The next few questions help fill in this missing information about ...'s economic situation during that period.			
1. During the period from (Read missing wave period) _____ through _____ did ... have a job or business, either full or part time, even for only a few days?		5008	1 <input type="checkbox"/> Yes — SKIP to 3a 2 <input type="checkbox"/> No
2. Even though ... did not have a job during that period, did ... spend any time looking for work or on layoff?		5008	1 <input type="checkbox"/> Yes — SKIP to 5a 2 <input type="checkbox"/> No — SKIP to Check Item M5
3a. Did ... have a job or business, either full or part time, during EACH of the weeks in this period?		5012	1 <input type="checkbox"/> Yes 2 <input type="checkbox"/> No — SKIP to 3c
b. Was ... absent without pay from ...'s job for any FULL weeks during (Read missing wave period) _____ through _____ because of layoff?		5012	1 <input type="checkbox"/> Yes — SKIP to 3f 2 <input type="checkbox"/> No — SKIP to Check Item M5
c. In which months did ... have a job or business?		5014 5016 5018 5020	1 <input type="checkbox"/> First month in period (8 months ago) 2 <input type="checkbox"/> Second month in period (7 months ago) 3 <input type="checkbox"/> Third month in period (6 months ago) 4 <input type="checkbox"/> Fourth month in period (5 months ago)
d. How many weeks in (Read months marked in 3c) did ... have a job or business? (Show respondent Flashcard W)		5022 5024 5026 5028	<input type="checkbox"/> Weeks in first month (8 months ago) <input type="checkbox"/> Weeks in second month (7 months ago) <input type="checkbox"/> Weeks in third month (6 months ago) <input type="checkbox"/> Weeks in fourth month (5 months ago)
e. Of the weeks that ... had a job or business, was ... absent for any full weeks without pay because of layoff?		5030	1 <input type="checkbox"/> Yes 2 <input type="checkbox"/> No — SKIP to 4
f. In which months was ... absent from ...'s job because of layoff?		5032 5034 5036 5038	1 <input type="checkbox"/> First month in period (8 months ago) 2 <input type="checkbox"/> Second month in period (7 months ago) 3 <input type="checkbox"/> Third month in period (6 months ago) 4 <input type="checkbox"/> Fourth month in period (5 months ago)
g. How many weeks in (Read months marked in 3f) was ... absent from ...'s job because of layoff? (Show respondent Flashcard W)		5040 5042 5044 5046	<input type="checkbox"/> Weeks in first month (8 months ago) <input type="checkbox"/> Weeks in second month (7 months ago) <input type="checkbox"/> Weeks in third month (6 months ago) <input type="checkbox"/> Weeks in fourth month (5 months ago)
CHECK ITEM 4	Is 3a marked "Yes"?	5048	1 <input type="checkbox"/> Yes — SKIP to Check Item M5 2 <input type="checkbox"/> No
4. During this period, when ... did NOT have a job or business, did ... spend any time looking for work or on layoff?		5050	1 <input type="checkbox"/> Yes 2 <input type="checkbox"/> No — SKIP to Check Item M5
5a. In which months did ... spend time looking for work or on layoff (when ... did NOT have a job or business)?		5052 5054 5056 5058	1 <input type="checkbox"/> First month in period (8 months ago) 2 <input type="checkbox"/> Second month in period (7 months ago) 3 <input type="checkbox"/> Third month in period (6 months ago) 4 <input type="checkbox"/> Fourth month in period (5 months ago)
b. How many weeks in ... (Read months marked in 5a) did ... spend time looking for work or on layoff? (Do not include any weeks already counted in 3g). (Show respondent Flashcard W)		5060 5062 5064 5066	<input type="checkbox"/> Weeks in first month (8 months ago) <input type="checkbox"/> Weeks in second month (7 months ago) <input type="checkbox"/> Weeks in third month (6 months ago) <input type="checkbox"/> Weeks in fourth month (5 months ago)
CHECK ITEM 5	Are any income types listed in the Income Roster (item 6a) or the ISS?	5068	1 <input type="checkbox"/> Yes 2 <input type="checkbox"/> No — SKIP to 8d
INTERVIEWER INSTRUCTION			
1. If any income codes (1 — 56), not already listed in the Income Roster (Item 6a), appear on the ISS, transcribe them to the Income Roster.			
2. Mark column [5] of the Income Roster for ALL income codes that appear on the ISS.			
3. Go to Check Item M6.			

Section 6 - MISSING WAVE (Continued)

5a. INCOME ROSTER

The missing wave period covers the 4-month period from _____ through _____

Line No. (1)	Income type description (2)	Income code (3)	Received 2 waves ago (4)	Received this wave (5)
6070	1	6072	6074 <input type="checkbox"/>	6076 <input type="checkbox"/>
6076	2	6080	6082 <input type="checkbox"/>	6084 <input type="checkbox"/>
6086	3	6088	6090 <input type="checkbox"/>	6092 <input type="checkbox"/>
6094	4	6096	6098 <input type="checkbox"/>	6100 <input type="checkbox"/>
6102	5	6104	6106 <input type="checkbox"/>	6108 <input type="checkbox"/>
6110	6	6112	6114 <input type="checkbox"/>	6116 <input type="checkbox"/>
6118	7	6120	6122 <input type="checkbox"/>	6124 <input type="checkbox"/>
6126	8	6128	6130 <input type="checkbox"/>	6132 <input type="checkbox"/>
6134	9	6136	6138 <input type="checkbox"/>	6140 <input type="checkbox"/>
6142	10	6144	6146 <input type="checkbox"/>	6148 <input type="checkbox"/>

CHECK ITEM 6a Did ... have any income sources 2 waves ago that ... did not have this wave? (Only column 4 of the Income Roster is marked)

6150 Yes - Enter income codes in item 6b and read item 6b to respondent.
 No - SKIP to Check Item M7

6b. In our visit 8 months ago, we recorded that ... received certain types of income that we have not recorded for this visit - namely (Read income types).

(Ask for each income type.)

During the 4-month period (Read missing wave period) from _____ through _____

in which months, if any, did ... receive (Read income type)?

Income type code	Months received					
	M1 = earliest month in period/M4 = most recent month in period					
	All	M1	M2	M3	M4	None
6162	6164 <input type="checkbox"/>	6166 <input type="checkbox"/>	6168 <input type="checkbox"/>	6170 <input type="checkbox"/>	6172 <input type="checkbox"/>	6174 <input type="checkbox"/>
6166	6168 <input type="checkbox"/>	6170 <input type="checkbox"/>	6172 <input type="checkbox"/>	6174 <input type="checkbox"/>	6176 <input type="checkbox"/>	6178 <input type="checkbox"/>
6180	6182 <input type="checkbox"/>	6184 <input type="checkbox"/>	6186 <input type="checkbox"/>	6188 <input type="checkbox"/>	6190 <input type="checkbox"/>	6192 <input type="checkbox"/>
6194	6196 <input type="checkbox"/>	6198 <input type="checkbox"/>	6200 <input type="checkbox"/>	6202 <input type="checkbox"/>	6204 <input type="checkbox"/>	6206 <input type="checkbox"/>
6208	6210 <input type="checkbox"/>	6212 <input type="checkbox"/>	6214 <input type="checkbox"/>	6216 <input type="checkbox"/>	6218 <input type="checkbox"/>	6220 <input type="checkbox"/>
6222	6224 <input type="checkbox"/>	6226 <input type="checkbox"/>	6228 <input type="checkbox"/>	6230 <input type="checkbox"/>	6232 <input type="checkbox"/>	6234 <input type="checkbox"/>
6238	6238 <input type="checkbox"/>	6240 <input type="checkbox"/>	6242 <input type="checkbox"/>	6244 <input type="checkbox"/>	6246 <input type="checkbox"/>	6248 <input type="checkbox"/>
6250	6252 <input type="checkbox"/>	6254 <input type="checkbox"/>	6256 <input type="checkbox"/>	6258 <input type="checkbox"/>	6260 <input type="checkbox"/>	6262 <input type="checkbox"/>

CHECK ITEM 6b Did ... have any income sources this wave that ... did not have 2 waves ago? (Only column 5 of the Income Roster is marked)

6260 Yes - Enter income codes in item 6c and read item 6c to the respondent.
 No - SKIP to item 6d

6c. We have recorded during this visit that ... received certain types of income that ... was not receiving at the time of our visit 8 months ago - namely (Read income types).

(Ask for each income type.)

During the 4-month period (Read missing wave period) from _____ through _____

in which months, if any, did ... receive (Read income type)?

Income type code	Months received					
	M1 = earliest month in period/M4 = most recent month in period					
	All	M1	M2	M3	M4	None
6268	6268 <input type="checkbox"/>	6270 <input type="checkbox"/>	6272 <input type="checkbox"/>	6274 <input type="checkbox"/>	6276 <input type="checkbox"/>	6278 <input type="checkbox"/>
6280	6282 <input type="checkbox"/>	6284 <input type="checkbox"/>	6286 <input type="checkbox"/>	6288 <input type="checkbox"/>	6290 <input type="checkbox"/>	6292 <input type="checkbox"/>
6284	6286 <input type="checkbox"/>	6288 <input type="checkbox"/>	6300 <input type="checkbox"/>	6302 <input type="checkbox"/>	6304 <input type="checkbox"/>	6306 <input type="checkbox"/>
6308	6310 <input type="checkbox"/>	6312 <input type="checkbox"/>	6314 <input type="checkbox"/>	6316 <input type="checkbox"/>	6318 <input type="checkbox"/>	6320 <input type="checkbox"/>
6322	6324 <input type="checkbox"/>	6326 <input type="checkbox"/>	6328 <input type="checkbox"/>	6330 <input type="checkbox"/>	6332 <input type="checkbox"/>	6334 <input type="checkbox"/>
6336	6338 <input type="checkbox"/>	6340 <input type="checkbox"/>	6342 <input type="checkbox"/>	6344 <input type="checkbox"/>	6346 <input type="checkbox"/>	6348 <input type="checkbox"/>
6350	6352 <input type="checkbox"/>	6354 <input type="checkbox"/>	6356 <input type="checkbox"/>	6358 <input type="checkbox"/>	6360 <input type="checkbox"/>	6362 <input type="checkbox"/>
6364	6366 <input type="checkbox"/>	6368 <input type="checkbox"/>	6370 <input type="checkbox"/>	6372 <input type="checkbox"/>	6374 <input type="checkbox"/>	6376 <input type="checkbox"/>

Section B – MISSING WAVE (Continued)

6d. During the 4-month period (Read missing wave period) from _____ through _____ did ... receive any income that we haven't talked about?

1 Yes

2 No – SKIP to Check Item MB

6e. What kind of income was it? (Enter income type code at right from Income Source List on page 76a. Ask for each income type —) During which months did ... receive that type of income?

Income type code	Months received				
	M1 = earliest month in period/M4 = most recent month in period				
	M1	M2	M3	M4	
8390	8382 <input type="checkbox"/>	8384 <input type="checkbox"/>	8386 <input type="checkbox"/>	8388 <input type="checkbox"/>	8390 <input type="checkbox"/>
8392	8394 <input type="checkbox"/>	8396 <input type="checkbox"/>	8398 <input type="checkbox"/>	8400 <input type="checkbox"/>	8402 <input type="checkbox"/>
8404	8406 <input type="checkbox"/>	8408 <input type="checkbox"/>	8410 <input type="checkbox"/>	8412 <input type="checkbox"/>	8414 <input type="checkbox"/>
8416	8418 <input type="checkbox"/>	8420 <input type="checkbox"/>	8422 <input type="checkbox"/>	8424 <input type="checkbox"/>	8426 <input type="checkbox"/>
8428	8430 <input type="checkbox"/>	8432 <input type="checkbox"/>	8434 <input type="checkbox"/>	8436 <input type="checkbox"/>	8438 <input type="checkbox"/>
8440	8442 <input type="checkbox"/>	8444 <input type="checkbox"/>	8446 <input type="checkbox"/>	8448 <input type="checkbox"/>	8450 <input type="checkbox"/>
8452	8454 <input type="checkbox"/>	8456 <input type="checkbox"/>	8458 <input type="checkbox"/>	8460 <input type="checkbox"/>	8462 <input type="checkbox"/>
8464	8466 <input type="checkbox"/>	8468 <input type="checkbox"/>	8470 <input type="checkbox"/>	8472 <input type="checkbox"/>	8474 <input type="checkbox"/>

NOTES

Section 6 - MISSING WAVE (Continued)

CHECK ITEM 7a

Are any assets listed in the Asset Roster (Item 7a) or the ISS?

8476 1 Yes
2 No - SKIP to 7d

INTERVIEWER INSTRUCTION

1. If any asset codes (100-150, 174, 176), not already listed in the Asset Roster (item 7a), appear on the ISS, transcribe them to the Asset Roster.
2. Mark column (5) of the Asset Roster for ALL asset codes that appear on the ISS.
3. Go to Check Item M9.

7a. ASSET ROSTER

The missing wave period covers the 4-month period from _____ through _____

Line No. (1)	Asset type description (2)	Asset code (3)	Had 2 waves ago (4)	Had this wave (5)
8478 - 1		8480	8482 1 <input type="checkbox"/>	8484 2 <input type="checkbox"/>
8486 2		8488	8490 1 <input type="checkbox"/>	8492 2 <input type="checkbox"/>
8494 3		8496	8498 1 <input type="checkbox"/>	8500 2 <input type="checkbox"/>
8502 4		8504	8506 1 <input type="checkbox"/>	8508 2 <input type="checkbox"/>
8510 5		8512	8514 1 <input type="checkbox"/>	8516 2 <input type="checkbox"/>
8518 6		8520	8522 1 <input type="checkbox"/>	8524 2 <input type="checkbox"/>
8526 7		8528	8530 1 <input type="checkbox"/>	8532 2 <input type="checkbox"/>
8534 8		8536	8538 1 <input type="checkbox"/>	8540 2 <input type="checkbox"/>
8542 9		8544	8546 1 <input type="checkbox"/>	8548 2 <input type="checkbox"/>
8550 10		8552	8554 1 <input type="checkbox"/>	8556 2 <input type="checkbox"/>

CHECK ITEM M9

Did ... have any asset types 2 waves ago that ... did not have this wave? (Only column 4 of the Asset Roster is marked.)

8558 1 Yes - Enter asset code(s) in item 7b and read item 7b to respondent.
2 No - SKIP to Check Item M10

7b. In our visit of 8 months ago, we recorded that ... had certain assets that we have not recorded during this visit - namely (Read asset types).

ASK FOR EACH -

Did ... own this asset at any time during the period (Read missing wave period) from _____ through _____

Asset code Yes No

8560		8562	1 <input type="checkbox"/>	2 <input type="checkbox"/>
8564		8566	1 <input type="checkbox"/>	2 <input type="checkbox"/>
8568		8570	1 <input type="checkbox"/>	2 <input type="checkbox"/>

CHECK ITEM M10

Did ... have any asset types this wave that ... did not have 2 waves ago? (Only column 5 of the Asset Roster is marked.)

8572 1 Yes - Enter asset code(s) in item 7c and read item 7c to respondent.
8574 2 No - SKIP to item 7d

7c. We have recorded during this visit that ... had certain types of assets that ... did not have at the time of our visit 8 months ago - namely (Read asset types).

ASK FOR EACH -

Did ... own this (these) asset(s) at any time during the period (Read missing wave period) from _____ through _____

Asset code Yes No

8576		8578	1 <input type="checkbox"/>	2 <input type="checkbox"/>
8580		8582	1 <input type="checkbox"/>	2 <input type="checkbox"/>
8584		8586	1 <input type="checkbox"/>	2 <input type="checkbox"/>

d. During the 4-month period (Read missing wave period) from _____ through _____ did ... have any assets that we haven't talked about?

8588 1 Yes
2 No - SKIP to Check Item M11

Section 6 – MISSING WAVE (Continued)

7a. What was the asset type called? (Enter asset code(s) at right from Income Source List on page 78a.)

Asset code		Asset code	
6590		6592	
6591		6596	
6598		6600	
6602		6604	
6606		6608	

CHECK ITEM 477 Is Medicare marked on cc item 477? **6610** 1 Yes – SKIP to 9
2 No

CHECK ITEM 478 Is ... 65 years of age or older? **6612** 1 Yes – SKIP to 8
2 No

CHECK ITEM 479 Refer to item 18a, page 7. Is ... disabled? **6614** 1 Yes
2 No – SKIP to 8

8. During the 4 month period from (Read missing wave period) _____ through _____, was ... covered by Medicare? **6616** 1 Yes
2 No

9. During the 4 month period from (Read missing wave period) from _____ through _____, was ... covered by (Use local name for Medicaid, or another public assistance program that pays for medical care)? **6618** 1 Yes
2 No

CHECK ITEM 480 Is ... 17 to 49 years of age? **6620** 1 Yes
2 No – SKIP to Check Item C1, page 72

10. During the 4 month period from (Read missing wave period) _____ through _____, did ... attend school beyond the high school level including a college, university, or other school? **6622** 1 Yes
2 No – SKIP to Check Item C1, page 72

11. Were any of ...'s educational expenses during the period from (Read missing wave period) _____ through _____ paid for by a Pell (BEOG) Grant, a Guaranteed or National Direct Student Loan, or any other type of scholarship or grant? **6624** 1 Yes } SKIP to Check Item C1, page 72
2 No }

NOTES

CALLBACK SUMMARY

<p>Are any items marked on reminder Card for ...?</p>	5000	<p>1 <input type="checkbox"/> Yes - Mark appropriate item(s) below, then SKIP to Check Item C2</p> <p>2 <input type="checkbox"/> No - SKIP to Check Item C2</p>
<p><input type="checkbox"/> 1. Social Security Number (Enter in cc item 33b)</p>		<div style="border: 1px solid black; width: 100px; height: 20px; margin-bottom: 5px;"></div> <div style="border: 1px solid black; width: 100px; height: 20px; margin-bottom: 5px;"></div> <div style="border: 1px solid black; width: 100px; height: 20px;"></div>
<p><input type="checkbox"/> 2. Medicare claim number (item 23b, page 8)</p>	5002	<div style="border: 1px solid black; width: 100px; height: 20px; margin-bottom: 5px;"></div> <div style="border: 1px solid black; width: 100px; height: 20px; margin-bottom: 5px;"></div> <div style="border: 1px solid black; width: 100px; height: 20px; margin-bottom: 5px;"></div> <div style="border: 1px solid black; width: 100px; height: 20px;"></div>
<p><input type="checkbox"/> 3. EMPLOYER</p> <p>a. Employer #1 (item 8, page 15)</p> <p>What was the total amount of pay received before deductions on this job in ...?</p>	5006	<div style="border: 1px solid black; width: 100px; height: 20px; margin-bottom: 5px;"></div> <div style="border: 1px solid black; width: 100px; height: 20px; margin-bottom: 5px;"></div> <div style="border: 1px solid black; width: 100px; height: 20px; margin-bottom: 5px;"></div> <div style="border: 1px solid black; width: 100px; height: 20px;"></div>
	5008	<div style="border: 1px solid black; width: 100px; height: 20px; margin-bottom: 5px;"></div> <div style="border: 1px solid black; width: 100px; height: 20px; margin-bottom: 5px;"></div> <div style="border: 1px solid black; width: 100px; height: 20px; margin-bottom: 5px;"></div> <div style="border: 1px solid black; width: 100px; height: 20px;"></div>
	5010	<div style="border: 1px solid black; width: 100px; height: 20px; margin-bottom: 5px;"></div> <div style="border: 1px solid black; width: 100px; height: 20px; margin-bottom: 5px;"></div> <div style="border: 1px solid black; width: 100px; height: 20px; margin-bottom: 5px;"></div> <div style="border: 1px solid black; width: 100px; height: 20px;"></div>
	5012	<div style="border: 1px solid black; width: 100px; height: 20px; margin-bottom: 5px;"></div> <div style="border: 1px solid black; width: 100px; height: 20px; margin-bottom: 5px;"></div> <div style="border: 1px solid black; width: 100px; height: 20px; margin-bottom: 5px;"></div> <div style="border: 1px solid black; width: 100px; height: 20px;"></div>
<p><input type="checkbox"/> b. Employer #2 (item 16, page 17)</p> <p>What was the total amount of pay received before deductions on this job in ...?</p>	5014	<div style="border: 1px solid black; width: 100px; height: 20px; margin-bottom: 5px;"></div> <div style="border: 1px solid black; width: 100px; height: 20px; margin-bottom: 5px;"></div> <div style="border: 1px solid black; width: 100px; height: 20px; margin-bottom: 5px;"></div> <div style="border: 1px solid black; width: 100px; height: 20px;"></div>
	5016	<div style="border: 1px solid black; width: 100px; height: 20px; margin-bottom: 5px;"></div> <div style="border: 1px solid black; width: 100px; height: 20px; margin-bottom: 5px;"></div> <div style="border: 1px solid black; width: 100px; height: 20px; margin-bottom: 5px;"></div> <div style="border: 1px solid black; width: 100px; height: 20px;"></div>
	5018	<div style="border: 1px solid black; width: 100px; height: 20px; margin-bottom: 5px;"></div> <div style="border: 1px solid black; width: 100px; height: 20px; margin-bottom: 5px;"></div> <div style="border: 1px solid black; width: 100px; height: 20px; margin-bottom: 5px;"></div> <div style="border: 1px solid black; width: 100px; height: 20px;"></div>
	5020	<div style="border: 1px solid black; width: 100px; height: 20px; margin-bottom: 5px;"></div> <div style="border: 1px solid black; width: 100px; height: 20px; margin-bottom: 5px;"></div> <div style="border: 1px solid black; width: 100px; height: 20px; margin-bottom: 5px;"></div> <div style="border: 1px solid black; width: 100px; height: 20px;"></div>
<p><input type="checkbox"/> 4. SELF-EMPLOYMENT</p> <p>a. Self-employment #1 (item 7, page 16)</p> <p>What was the total amount of income received from this business in ...?</p>	5022	<div style="border: 1px solid black; width: 100px; height: 20px; margin-bottom: 5px;"></div> <div style="border: 1px solid black; width: 100px; height: 20px; margin-bottom: 5px;"></div> <div style="border: 1px solid black; width: 100px; height: 20px; margin-bottom: 5px;"></div> <div style="border: 1px solid black; width: 100px; height: 20px;"></div>
	5024	<div style="border: 1px solid black; width: 100px; height: 20px; margin-bottom: 5px;"></div> <div style="border: 1px solid black; width: 100px; height: 20px; margin-bottom: 5px;"></div> <div style="border: 1px solid black; width: 100px; height: 20px; margin-bottom: 5px;"></div> <div style="border: 1px solid black; width: 100px; height: 20px;"></div>
	5028	<div style="border: 1px solid black; width: 100px; height: 20px; margin-bottom: 5px;"></div> <div style="border: 1px solid black; width: 100px; height: 20px; margin-bottom: 5px;"></div> <div style="border: 1px solid black; width: 100px; height: 20px; margin-bottom: 5px;"></div> <div style="border: 1px solid black; width: 100px; height: 20px;"></div>
	5028	<div style="border: 1px solid black; width: 100px; height: 20px; margin-bottom: 5px;"></div> <div style="border: 1px solid black; width: 100px; height: 20px; margin-bottom: 5px;"></div> <div style="border: 1px solid black; width: 100px; height: 20px; margin-bottom: 5px;"></div> <div style="border: 1px solid black; width: 100px; height: 20px;"></div>
<p><input type="checkbox"/> b. Self-employment #2 (item 18, page 21)</p> <p>What was the total amount of income received from this business in ...?</p>	5030	<div style="border: 1px solid black; width: 100px; height: 20px; margin-bottom: 5px;"></div> <div style="border: 1px solid black; width: 100px; height: 20px; margin-bottom: 5px;"></div> <div style="border: 1px solid black; width: 100px; height: 20px; margin-bottom: 5px;"></div> <div style="border: 1px solid black; width: 100px; height: 20px;"></div>
	5032	<div style="border: 1px solid black; width: 100px; height: 20px; margin-bottom: 5px;"></div> <div style="border: 1px solid black; width: 100px; height: 20px; margin-bottom: 5px;"></div> <div style="border: 1px solid black; width: 100px; height: 20px; margin-bottom: 5px;"></div> <div style="border: 1px solid black; width: 100px; height: 20px;"></div>
	5034	<div style="border: 1px solid black; width: 100px; height: 20px; margin-bottom: 5px;"></div> <div style="border: 1px solid black; width: 100px; height: 20px; margin-bottom: 5px;"></div> <div style="border: 1px solid black; width: 100px; height: 20px; margin-bottom: 5px;"></div> <div style="border: 1px solid black; width: 100px; height: 20px;"></div>
	5035	<div style="border: 1px solid black; width: 100px; height: 20px; margin-bottom: 5px;"></div> <div style="border: 1px solid black; width: 100px; height: 20px; margin-bottom: 5px;"></div> <div style="border: 1px solid black; width: 100px; height: 20px; margin-bottom: 5px;"></div> <div style="border: 1px solid black; width: 100px; height: 20px;"></div>
<p><input type="checkbox"/> 5. What was the average balance in savings/Money market deposit accounts/CD's/NOW accounts held jointly by husband and wife? (item 2c, page 40)</p>		<p style="text-align: center;">Amounts for the period of - <input style="width: 50px;" type="text"/> through <input style="width: 50px;" type="text"/></p> <div style="border: 1px solid black; width: 100px; height: 20px; margin-bottom: 5px;"></div> <div style="border: 1px solid black; width: 100px; height: 20px;"></div>
<p><input type="checkbox"/> 6. What was the average balance in savings/Money market deposit accounts/CD's/NOW accounts in own name? (item 3c, page 40)</p>	5040	<div style="border: 1px solid black; width: 100px; height: 20px; margin-bottom: 5px;"></div> <div style="border: 1px solid black; width: 100px; height: 20px;"></div>
<p><input type="checkbox"/> 7. What was the average balance in Money market funds/securities/bonds held jointly by husband and wife? (item 2c, page 41)</p>	5042	<div style="border: 1px solid black; width: 100px; height: 20px; margin-bottom: 5px;"></div> <div style="border: 1px solid black; width: 100px; height: 20px;"></div>
<p><input type="checkbox"/> 8. What was the average balance in Money market funds/securities/bonds in own name? (item 3c, page 41)</p>	5044	<div style="border: 1px solid black; width: 100px; height: 20px; margin-bottom: 5px;"></div> <div style="border: 1px solid black; width: 100px; height: 20px;"></div>
<p><input type="checkbox"/> 9. What was the amount received in dividends by husband and wife jointly? (item 1a, page 42)</p>	5048	<div style="border: 1px solid black; width: 100px; height: 20px; margin-bottom: 5px;"></div> <div style="border: 1px solid black; width: 100px; height: 20px;"></div>
<p><input type="checkbox"/> 10. What was the amount received in dividends in own name? (item 2a, page 42)</p>	5050	<div style="border: 1px solid black; width: 100px; height: 20px; margin-bottom: 5px;"></div> <div style="border: 1px solid black; width: 100px; height: 20px;"></div>

2025 RELEASE UNDER E.O. 14176

CALLBACK SUMMARY (Continued)

	Business 1	Business 2
<input type="checkbox"/> 11a. What were the gross receipts of this (business/practice) in 1984? (Item 2j, page 47)	9660 \$ <input style="width: 50px;" type="text"/> 00	9660 \$ <input style="width: 50px;" type="text"/> 00
<input type="checkbox"/> 11b. What were the total expenses of this (business/practice) in 1984? (Item 2k, page 47)	9662 \$ <input style="width: 50px;" type="text"/> 00	9662 \$ <input style="width: 50px;" type="text"/> 00
<input type="checkbox"/> 12. What was the net income from this business/practice in 1984? (Item 2m, page 46)	9664 \$ <input style="width: 50px;" type="text"/> 00	9664 \$ <input style="width: 50px;" type="text"/> 00
<input type="checkbox"/> 13. What was the total amount received jointly in interest and dividends by husband and wife in 1984? (Item 1d, page 54)	9666 \$ <input style="width: 50px;" type="text"/> 00	
<input type="checkbox"/> 14. What was the total amount received in interest and dividends in own name in 1984? (Item 2b, page 56)	9668 \$ <input style="width: 50px;" type="text"/> 00	
<input type="checkbox"/> 15. What was this person's share of the net income from all rental property in 1984? (Item 3d, page 57)	9670 \$ <input style="width: 50px;" type="text"/> 00	
<div style="border: 1px solid black; padding: 2px; display: inline-block;">CHECK ITEM</div> Has an interview been conducted for all household members 15 + ?	9052 <ul style="list-style-type: none"> 1 <input type="checkbox"/> Yes - Enter finish time on cover page, fill cc items 36 and 39 and END INTERVIEW 2 <input type="checkbox"/> No - Enter finish time for this household member, THEN interview next 15 + household member 	

NOTES

Pages 512-516 intentionally left blank

INCOME SOURCE LIST

INCOME LIST

Code	Type	Code	Type
1	Social Security	28	Child support payments
2	U.S. Government Railroad Retirement pay	29	Alimony payments
3	Federal Supplemental Security Income (SSI)	30	Pension from company or union
4	State Supplemental Security Income (State administered SSI only)	31	Federal Civil Service or other Federal civilian employee pensions
5	State unemployment compensation	32	U.S. Military retirement pay
6	Supplemental Unemployment Benefits	33	National Guard or Reserve Forces retirement
7	Other unemployment compensation (Trade Adjustment Act benefits, strike pay, other)	34	State government pensions
8	Veterans compensation or pensions	35	Local government pensions
9	Black lung payments	36	Income from paid-up life insurance policies or annuities
10	Worker's compensation	37	Estates and trusts
11	State temporary sickness or disability benefits	38	Other payments for retirement, disability or survivor
12	Employer or union temporary sickness policy	40	G.I. Bill/VEAP education benefits
13	Payments from a sickness, accident or disability insurance policy purchased on your own	50	Income assistance from a charitable group
20	Aid to Families with Dependent Children (AFDC, ADC)	51	Money from relatives or friends
21	General assistance or General relief	52	Lump sum payments
22	Indian, Cuban, or Refugee Assistance	53	Income from roomers or boarders
23	Foster child care payments	54	National Guard or Reserve pay
24	Other welfare	55	Incidental or casual earnings
25	WIC (Women, Infants and Children Nutrition Program)	56	Other cash income not included elsewhere
27	Food stamps		

ASSET LIST

SPECIAL INDICATORS

Code	Type	Code	Type
100	Regular/passbook savings accounts in a bank, savings and loan or credit union	170	Worked
101	Money market deposit accounts	171	Disabled
102	Certificates of Deposit or other savings certificates	172	Medicare
103	NOW, Super NOW or other interest-earning checking accounts	173	Medicaid
104	Money market funds	174	U.S. Savings Bonds (E, EE)
105	U.S. Government securities	175	Other educational assistance
106	Municipal or corporate bonds		
107	Other interest-earning assets		
110	Stocks or mutual fund shares		
120	Rental property		
130	Mortgages		
140	Royalties		
150	Other financial investments		

INCOME SOURCE SUMMARY (ISS)

INSTRUCTIONS - Column (a) will show the income source code. In column (b), mark (X) for all sources from which income was received during the reference period. Column (c) will show the type of income source. The Amounts section should be filled starting with the page number shown in column (d) for those income sources which have been marked.

ISS code (a)	Mark (X) (b)	Type of income source (c)	Amounts section page number (d)
		INCOME CODES 1-7	
1		Social Security	
2		U.S. Government Railroad Retirement pay	
2		Federal Supplemental Security Income (SSI)	
5		State Unemployment compensation	
6		Supplemental Unemployment Benefits	
		INCOME CODES 8-13	
8		Veterans compensation or pensions	
		INCOME CODES 20-29	
20		Aid to Families with Dependent Children (AFDC, ADC)	
24		Other Welfare - Specify	
27		Food Stamps	(A) - 24
28		Child Support payments	27
29		Alimony payments	29
			33
			36
			39
		INCOME CODES 30-38	
30		Pension from company or union	
		INCOME CODES 40-46	
40		GI Bill/VEAP education benefits	
		INCOME CODES 50-56	
55		Incidental or casual earnings	
		ASSET CODES 100-150	
100		Interest Earning Assets Regular/passbook savings accounts in a bank, savings and loan or credit union	(B) - 42
101		Money market deposit accounts	
102		Certificates of Deposit or other savings certificates	
103		NDW, Super NOW or other interest-earning checking accounts	
104		Money market funds	
106		U.S. Government securities	(C) - 43
108		Municipal or corporate bonds	
107		Other interest-earning assets	
110		Stocks or mutual fund shares	(D) - 44
120		Rental property	(E) - 46
130		Mortgages	
140		Royalties	(F) - 49
150		Other financial investments	
		SPECIAL INDICATORS	
170		Worked	Section 2
171		Disabled	
172		Medicare	DC
493		Married	

APPENDIX C

COMPARISON OF ITEM LOCATIONS ON WAVE 1 AND LATER WAVES

A number of changes were made to the record layout between Waves 1 and 2 for the 1984 panel, while the layout has remained constant for all subsequent waves. The following table should help you find corresponding locations in the two formats.

<u>Starting Location</u>		<u>Difference</u>	<u>Starting Location</u>		<u>Difference</u>
Wave 1	Waves 2-4		Wave 1	Waves 2-4	
1	1	0	n/a	1074	
18	15	-3	1205	1077	-128
n/a	62		n/a	2007	
65	65	0	2135	2012	-123
257	n/a		n/a	2078	
265	257	-8	2201	1808	-121
268	n/a		2221	2095	-126
290	260	-30	n/a	2178	
314	n/a		2304	2180	-124
319	284	-35	n/a	2683	
n/a	318		2807	2695	-112
353	321	-32	n/a	2819	
546	n/a		2931	2820	-111
553	513	-40	n/a	2824	
556	n/a		2935	2882	-53
578	516	-62	n/a	2957	
602	n/a		3010	2958	-52
607	540	-67	n/a	2968	
n/a	574		3020	2969	-51
653	589	-64	n/a	2970	
833	n/a		3021	2971	-50
841	769	-72	n/a	3045	
844	n/a		3095	n/a	
866	772	-94	3096	3089	-7
890	n/a		3100	n/a	
895	796	-99	3101	3093	-8
n/a	830		3220	n/a	
929	833	-96	3231	3212	-19
1132	n/a		n/a	3220	
1154	1028	-126	3240	3245	-5
1178	n/a		n/a	5348	
1183	1052	-131	5343	5349	-6

