

SURVEY OF INCOME AND PROGRAM PARTICIPATION (SIPP)

WAVE 2 RECTANGULAR MICRODATA FILE

TECHNICAL DOCUMENTATION

Washington, D.C.


1985

U.S. DEPARTMENT OF COMMERCE

Malcolm Baldrige, Secretary
Clarence J. Brown, Deputy Secretary
Sidney Jones, Under Secretary for Economic Affairs

BUREAU OF THE CENSUS

John G. Keane, Director
C. Louis Kincannon, Deputy Director



BUREAU OF THE CENSUS

John G. Keane, Director
C. Louis Kincannon, Deputy Director

DATA USER SERVICES DIVISION

Michael G. Garland, Chief
Marshall L. Turner, Jr., Assistant Chief
for User Services
Paul T. Zeisset, Assistant Chief for
Statistical Reports

ACKNOWLEDGMENTS

This technical documentation was prepared within the Data Access and Use Staff, under the direction of James P. Curry, Chief, and Barbara J. Aldrich, Chief of its Technical Information Section. Annette Ralston was coordinator for this documentation and James Clark provided technical assistance on the data dictionary. The data dictionary was developed from materials prepared by Demographic Surveys Division staff. The alphabetic index to the data dictionary was prepared by Paul T. Zeisset. Word processing support was provided by Joann M. Sutton.

* * * * *

The file should be cited as follows:

Survey of Income and Program Participation (SIPP) Wave 2 Rectangular Microdata File [machine-readable data file] / prepared by the Bureau of the Census. --Washington: The Bureau [producer and distributor], 1985.

The technical documentation should be cited as follows:

Survey of Income and Program Participation (SIPP) Wave 2 Rectangular Microdata Technical Documentation / prepared by the Data User Services Division, Bureau of the Census. --Washington: The Bureau, 1985.

* * * * *

For additional information concerning the file, contact Data User Services Division, Customer Services (Tapes), Bureau of the Census, Washington, D.C. 20233. Phone: (301) 763-4100.

For additional information concerning the technical documentation, contact Data User Services Division, Data Access and Use Staff, Bureau of the Census, Washington, D.C. 20233. Phone: (301) 763-2074.

For additional information concerning the questionnaire content, contact Jack McNeil (763-7948) or John Coder (763-5060) in Population Division, Bureau of the Census, Washington, D.C. 20233.

For additional general information about SIPP, contact Daniel Kasprzyk (763-5784) or David McMillen (763-5592) in Population Division, Bureau of the Census, Washington, D.C. 20233.



UPDATE INFORMATION

Additional information concerning this file may be available at a later date. If you have purchased this technical documentation (with or without tape purchase) from the Census Bureau and wish to receive these User Notes, please complete the coupon below and return it to:

Data User Services Division
Data Access and Use Staff
Bureau of the Census
Washington, D.C. 20233

* * * * *

Name of File: Survey of Income and Program Participation (SIPP)
Wave 2 Rectangular Microdata File

Please send me any information that might become available later concerning the file listed.

Name:

Address:

Phone:





USER NOTES

This section will contain information relevant to SIPP that becomes available after the file is released. The cover letter to the updated information should be filed behind this page.

User Notes will be sent to all users who (1) purchased their file (or Users' Guide) from the Census Bureau and (2) returned the coupon following the title page.







Survey of Income and Program
Participation (SIPP)

Wave 2 Rectangular Microdata File

User Note No. 1

Subject: Matching Person Records Between Wave 1 and Wave 2 Public Use
Files

I. Matching Person ID's Across Wave 1 and Wave 2 Files

If an attempt is made to match person records between Wave 1 and Wave 2 public use files, there are situations which will cause a "mismatch." A "mismatch" occurs when either a person record ID on the Wave 1 file does not appear on the Wave 2 file, or a person record ID on the Wave 2 file does not appear on the Wave 1 file. These "mismatches" are not errors but the result of the rules and procedures by which this survey is conducted and processed.

A. Wave 1 Person Record ID Matched to Wave 2 File

Most person record ID's (PSU/segment, serial/entry address ID/person number) on the Wave 1 file have a corresponding person record ID on the Wave 2 file. There are, however, a couple of exceptions:

Exception 1: If a person was erroneously listed as a household member at Wave 1, and at the Wave 2 interview the error was discovered, then they are coded by the interviewer in such a way that it results in the complete deletion of the person record during processing of the Wave 2 data.

Exception 2: If at the Wave 2 interview a person is recorded as leaving the household prior to the 15th of the first reference month, and the person is not followed, then this person is not considered a household member for any month in the Wave 2 period. Thus there is no person record for this person in Wave 2. This situation can occur with sample children (person number in the range 101-124) who move but not with a sample adult or with sample adults who were assigned a terminal left code of 5-8.

B. Wave 2 Person Record ID Matched to Wave 1 File

There may be person ID's on the Wave 2 file which do not appear on the Wave 1 file:

1. Persons who enter the survey for the first time at the Wave 2 interview will not have a corresponding record on the Wave 1 file. These people are identified by their person number which is in the range 201-299.



2. Persons who have left one sample household and joined (merged into) another sample household with a different PSU/segment/serial are assigned new person numbers at the new PSU/segment/serial. These people are identifiable by person numbers of 180-199. Since the person number of 180-199 is assigned at the Wave 2 interview, there will be no corresponding person record ID on the Wave 1 file.

II. Matching on Person Characteristics Between Wave 1 and Wave 2

Once you have a match on person ID's, the characteristics of individuals may appear to have changed.

1. If age, race or sex were not reported in the first interview, they were imputed. In the second interview they may have been reported or they may have been imputed independently a second time. Looking at the unedited values of age, race, and sex should clarify what has happened.
2. Age, race and sex, when reported in Wave 1 are used to control the receipt of data for Wave 2. If it was discovered that these items were incorrectly reported in Wave 1, the case was documented and new values for these variable were allowed for Wave 2.



Survey of Income and Program Participation (SIPP)

Wave 2 Rectangular File

User Note No. 2

Subject: Matching the Wave 1 and Wave 2 SIPP Data Files

We have completed a match of the Wave 1 and Wave 2 data files and researched the resulting non-match cases. The match was done at the persons level, with a match defined as being persons who match on the following fields:

SU-PSU, SU-SEG, SU-SER, PP-ENTRY, PP-PNUM

The match was done on rotations 1 through 3 only, since those are the only cases on the Wave 2 file.

There was only one 100 level person on the Wave 2 file who was not also listed on the Wave 1 file. That person's identifier, as it appears on the public use file, is:

015-6680-37-11-180

Obviously, this is a 180+ person, meaning that this was a 100 level person who left one sample household and entered another sample household. On the Wave 1 public use file this person is listed under the following identifier:

015-6684-07-11-102

In addition, there were 129 persons on the Wave 1 file who do not appear on the Wave 2 file. Most of these persons were persons who had a "Reason-left" code of 99 indicating that they were incorrectly identified as members of our sample in Wave 1. In some cases these were persons who were visiting a household and not really household members. In other cases, an incorrect household was interviewed.

Other persons on the Wave 1 file who were not on the Wave 2 file were dropped because they left the sample household during the first half of the first reference month and could not be interviewed at a new address. This includes people who become deceased, institutionalized, move outside the country or into an armed forces barracks.

The public use identifiers for people who were dropped for these reasons are listed on the following page.

In addition to these cases there are 1551 people who appear for the first time on the Wave 2 file. These are persons who joined the sample in Wave 2 and have a 200+ person number.



SCRAMBLED IDENTIFIER	FP- ENTRY	PP- PUNK	WAVE	AGE	SEX	RACE
059379430	11	102	1	060	2	1
070489418	11	102	1	072	1	1
054038584	11	101	1	033	1	4
054038584	11	102	1	030	2	4
054038584	11	103	1	012	2	5
054038584	11	104	1	011	2	4
054038584	11	105	1	009	2	4
054038584	11	106	1	007	2	4
054038584	11	107	1	004	1	4
054038584	11	108	1	023	1	4
235915068	11	111	1	015	1	2
375038414	11	101	1	040	1	1
375038414	11	102	1	040	2	1
375038414	11	103	1	017	1	1
375038414	11	104	1	016	2	1
163740809	11	102	1	015	1	2
401038598	11	102	1	052	1	1
401038598	11	103	1	071	1	1
646915314	11	101	1	070	1	1
094489339	11	102	1	016	2	1
670679817	11	101	1	023	2	2
670679817	11	102	1	005	1	2
870679817	11	103	1	003	1	2
995730092	11	104	1	014	1	1
480203344	11	101	1	036	1	1
480203344	11	102	1	039	2	1
480203344	11	103	1	017	1	1
480203344	11	104	1	017	1	1
227398501	11	104	1	016	1	1
954717204	11	102	1	023	2	2
954717204	11	105	1	021	2	2
662717604	11	101	1	033	1	2
655011305	11	103	1	045	2	1
954170645	11	103	1	021	2	1
549404097	11	101	1	070	2	1
704566137	11	101	1	059	2	1
267687854	11	102	1	004	2	1
627246602	11	101	1	047	1	1
627246602	11	102	1	044	2	1
627246602	11	103	1	026	1	1
627246602	11	104	1	015	1	1
348764931	11	101	1	091	1	1
801451321	11	101	1	083	1	1
987000908	11	104	1	019	2	2
987000908	11	105	1	001	1	2
025808908	11	103	1	024	2	1
025505908	11	104	1	006	1	1
094563817	11	101	1	040	1	3
094563817	11	102	1	014	1	3
094563817	11	103	1	017	1	3
097668521	11	102	1	020	1	2
097668521	11	103	1	022	1	2



SCRAMBLED IDENTIFIER	PP- ENTRY	FF- PAOR	WAVE	AGE	SEX	RACE
365392818	11	101	1	063	2	1
275740872	11	101	1	042	1	2
284404088	11	101	1	069	2	1
898916998	11	102	1	087	2	1
094203438	11	101	1	022	1	1
094203438	11	102	1	021	1	1
094203438	11	103	1	021	1	1
094203782	11	101	1	040	2	1
094203563	11	101	1	020	2	1
094203563	11	102	1	020	2	1
094203563	11	103	1	021	2	1
094203563	11	104	1	021	2	1
F43398835	11	103	1	030	2	1
797955190	11	104	1	023	1	1
797955190	11	105	1	022	1	1
987495068	11	101	1	033	2	1
348704021	11	102	1	010	1	1
172170866	11	105	1	022	1	1
052890543	11	101	1	029	1	1
284701274	11	105	1	023	1	2
094066798	11	103	1	018	2	1
825784945	11	101	1	037	1	1
199469929	11	104	1	022	2	1
199469929	11	105	1	083	2	1
903737171	11	104	1	018	2	1
171728421	11	106	1	020	1	1
283077166	11	101	1	042	1	1
283077166	11	102	1	042	2	1
283077166	11	103	1	020	2	1
283077166	11	104	1	016	2	1
283077166	11	105	1	014	2	1
576567081	11	102	1	042	1	1
067011604	11	101	1	044	1	1
067011604	11	102	1	038	2	1
067011604	11	103	1	018	1	1
067011604	11	104	1	012	1	1
067011604	11	105	1	007	2	1
067011438	11	101	1	089	2	1
067011438	11	102	1	078	2	1
049563018	11	101	1	051	2	1
643245285	11	103	1	028	1	1
691668245	11	105	1	024	2	1
049808783	11	106	1	058	2	4
691000838	11	103	1	028	1	1
522038588	11	102	1	022	1	2
991404958	11	103	1	022	1	1
597890553	11	104	1	033	1	1
579668533	11	102	1	030	1	2
828740555	11	101	1	021	1	1
828740551	11	101	1	020	1	1
605257612	11	102	1	032	1	2
472146162	11	102	1	021	2	1
005667786	11	102	1	062	2	1
317808888	11	102	1	079	1	1



SCRAMBLED IDENTIFIER	PP- ENTRY	PP- FROM	WAVE	AGE	SEX	RACE
007471281	11	103	1	032	2	2
007471281	11	104	1	013	2	2
015555374	11	103	1	010	1	2
090245192	11	103	1	002	2	1
441808756	11	102	1	023	2	1
337246821	11	102	1	032	2	1
578808382	11	101	1	030	1	1
578808382	11	102	1	027	2	1
578808382	11	103	1	009	2	1
578808382	11	104	1	007	1	1
578808382	11	105	1	002	2	1
578808382	11	106	1	000	1	1
007738122	11	101	1	087	2	1
441685967	11	102	1	027	2	1
441685967	11	105	1	011	1	1
441685967	11	106	1	010	1	1
441685967	11	107	1	007	2	1
742853209	11	101	1	074	1	1
090170445	11	101	1	021	1	1
915196324	11	103	1	019	2	1
022887490	11	102	1	074	1	1





Survey of Income and Program Participation (SIPP)

Wave 2 Rectangular Microdata File

User Note No. 3

Subject: Comparison of Item Locations on Wave 1 and Later Waves

A number of changes were made to the record layouts between Waves 1 and 2 for the 1984 panel, while the layouts have remained constant for all subsequent waves. The following table should help you find corresponding locations in the two formats.

Starting Location		Difference	Starting Location		Difference
Wave 1	Waves 2-4		Wave 1	Waves 2-4	
Sample Unit Record			Person Record, continued		
1-35	1-35		1373	1453	+80
n/a	38		n/a	1454	
38	39	+1	1374	1455	+81
Household Record			n/a	1531	
1-927	1-927		1450	n/a	
			1451	1575	+124
Family Record			1455	n/a	
1-184	1-184		1456	1579	+123
Person Record			1572	n/a	
1-8	1-8		1583	1695	+112
10	n/a		n/a	1704	
19	19		1592	1731	+139
n/a	31		Wage & Salary		
31	36	+5	1-107	1-107	
n/a	142		Self-Employed		
137	144	+7	1-128	1-128	
680	n/a		General Amounts Type 1		
n/a	687		1-8	1-8	
689	696	+7	10	n/a	
n/a	1171		n/a	10	
1160	1179	+19	n/a	135	
n/a	1303		135	136	+1
1284	1304	+20	General Amounts Type 2		
n/a	1308		1-8	1-8	
1288	1365	+78	n/a	10-17	
n/a	1441		n/a	135	
1353	1442	+79	135	136	+1
n/a	1452				





Survey of Income and Program Participation (SIPP)

Wave 2 Rectangular Microdata File

User Note No. 4

Subject: SIPP 1984 Panel Wave 1 and Wave 2 Cases where Armed Forces Status was Incorrectly Classified as "Active Duty"

This is to follow up on my July 25 memorandum on "SIPP Armed Forces Population Estimate Discrepancies -- Results of Field Followup." It was suggested that SIPP file users be allowed to correct their public use files to account for these discrepancies if their analysis warranted. (that is, person record field U-AF should equal 2, not 1 as shown on the file). The attached list shows scrambled PSU, segment and serial number for each person on the Wave 1 and Wave 2 files where this error exists. Also shown are person number and wave number. Note that for all cases on this list Address ID is equal to 11.

Similar errors may exist on tapes for Waves 3, 4 and 5, but no work has been done to identify these, and none is planned. Beginning with Wave 5 rotation 2, efforts have been made to correct this information at the point of data collection.

Attachment

ARMED FORCES DISCREPANCIES
(Waves 1 and/or 2)

<u>PSU</u>	<u>SEGMENT</u>	<u>SERIAL</u>	<u>PERSON NUMBER</u>	<u>WAVE</u>
		49	101	1, 2
209	0190		101	1, 2
855	6796	09	101	1, 2
430	0380	32	101	1, 2
489	9163	16	101	1
404	3925	47	103	1
112	5661	91	101	1, 2
375	6249	88	101	1, 2
183	6244	66	102	1
408	0112	44	101	1
749	2293	16	101	1, 2
430	4040	54	103	1
604	0388	16	101	1
193	2299	31	101	1
917	3921	08	101	1
917	3921	08	102	1
542	8116	06	101	1, 2
634	8119	67	101	1, 2
529	1460	27	101	1, 2
055	8114	40	101	1, 2
730	6790	98	101	1
547	4894	86	102	1, 2
446	6673	44	103	1, 2
643	6796	88	101	2
597	3923	59	101	1, 2
898	9164	09	101	2
486	7401	01	101	1, 2
058	1237	35	101	1, 2
566	7388	87	101	1
486	7401	01	101	1, 2
778	4048	55	101	1
199	0118	84	103	1, 2
075	0779	40	101	1, 2
943	7942	31	101	2
943	7947	08	101	2
097	1709	28	103	2
645	8790	17	101	1
689	8115	08	101	2
778	2461	14	101	2
566	8088	55	101	1
566	8088	55	102	1
912	6133	03	101	1, 2
795	5149	96	101	1
945	4715	01	101	1, 2
462	5834	30	101	2
317	4716	84	101	1, 2
806	2464	18	101	1, 2
539	1961	26	101	1, 2
258	7309	15	101	1
991	2577	73	101	1
803	0386	33	101	1, 2
110	1040	21	106	1, 2



<u>PSU</u>	<u>SEGMENT</u>	<u>SERIAL</u>	<u>PERSON NUMBER</u>	<u>WAVE</u>
675	1675	90	101	1, 2
617	1675	13	101	1
472	7383	82	101	1
141	9524	55	101	1
849	3652	95	101	2
923	6132	54	101	1, 2
835	6193	78	111	1, 2
830	9520	73	104	1
396	7308	63	102	1, 2
810	4692	85	101	1, 2
838	4693	63	102	1, 2
472	7383	82	101	2
146	2460	17	101	1
201	5831	13	101	2
258	4718	90	101	1, 2
522	5833	90	101	1, 2
617	6193	42	101	1
201	5831	13	101	1
948	7381	53	101	1, 2
199	8051	01	101	1, 2
317	3925	05	101	1
884	4372	97	101	1, 2
893	4882	09	101	2
441	7388	24	101	2
236	7842	45	101	1, 2
090	8082	45	101	1, 2



JULY 25, 1985

Subject: SIPP Armed Forces Population Estimate Discrepancies -- Results of Field Followup

In a recent analysis of SIPP and CPS labor force data, Paul Ryscavage and Jack Bregger (BLS) discovered an inconsistency in the population estimates from the two surveys. For the purposes of their study they were adjusting the SIPP estimate to the CPS estimate for the third quarter of 1983. When they added in persons in farm households to the SIPP universe 16 and over, and took out the Armed Forces living on or off posts in households, their civilian noninstitutional population was about 500,000 below the CPS figure. When the fourth quarter of 1983 and first and second quarter of 1984 were adjusted in a similar manner, the SIPP civilian noninstitutional population averaged about 460,000 below the CPS figure. Therefore, it appeared that SIPP's estimate of the Armed Forces population was too high. Based on tables generated by POP Division, we discovered some inconsistency between the control card item dealing with active duty Military status (control card item 32c) and the labor force class of worker question (source code 2012 and 2112). POP Division generated a listing of all Wave 1 and Wave 2 cases where control card item 32c indicated the respondent was currently on active duty in the Armed Forces but source code 2012/2112 showed only an employer(s) other than Armed Forces (e.g. a private company, Federal, state or local government, or unpaid in family business). The results showed 99 out of 337 Wave 1 active duty Armed Forces respondents and 79 of 263 Wave 2 active duty Armed Forces respondents where this condition existed.

During SIPP interviewing for Wave 5, rotations 2 and 3 and Wave 6, rotations 4 and 1 (March through June 85) interviewers were instructed to verify Armed Forces status as of the appropriate Wave 1 interview month (October 83 through January 84). If the person was found not to be on active duty during the Wave 1 interview month, the interviewer marked control card item 32c by circling the "2-No" below the question. If the person was found to be correctly identified as on active duty, the interviewer circled the "1-Yes" below the question. Current Armed Forces status was then verified and updated. Some cases could not be verified since they had been dropped in the SIPP sample reduction or were now part of a noninterviewed household.

As a result of the field work, 77 of the 99 Wave 1 cases could be followed up, (15 had been deleted and 7 were now noninterviews). Of the 77 verified, 65 were determined to be incorrect (not in the Armed Forces during Wave 1) and 12 were correctly identified as in the Armed Forces. For Wave 2, 64 of the 79 cases could be followed up (11 had been deleted and 4 were noninterviews). Of these 64, 51 were verified as incorrect and 13 as correct. Thus, 84% of Wave 1 and 80% of Wave 2 cases were determined not to be on active duty during the Wave 1 interview. (See Attachment 1 for comparisons by regional office).



In an effort to determine the impact of these cases on SIPP estimates, I first apportioned the not-reported cases to the "correct" and "incorrect" categories based on the percentage breakdown for the reported cases (Attachment 2). Then, since final weights were not available from listings we were provided, approximate weighted counts, derived by Dave Hubble of SMD, were applied to the adjusted counts. A Wave 1 weight of 4439 was obtained by comparing third quarter 1983 estimates of the civilian population with the total noninstitutionalized population. The difference, being the military population, was then divided by 337, the number of survey respondents reported as being on active duty. Wave 2 weights of 5919 were estimated using Wave 1 weights ($4439 \times 4/3$). Attachment 2 shows that SIPP estimates of the active duty Armed Forces population were approximately 372,876 too high for Wave 1 and, an almost identical 372,897 too high for Wave 2 due to the incorrect recording of Armed Forces status on the control card.

In conclusion, we have resolved a considerable amount (81%) of our differences with CPS, as observed by Ryscavage and Bregger, by studying cases that showed an employer other than the Armed Forces. (The remaining 87,000 weighted difference is well within sampling variability at 2 standard deviations). Naturally, we may have errors going the other way which have gone undetected, (that is, Armed Forces personnel incorrectly classified as not on active duty). However, given our differences with CPS it is unlikely that there are many of these. It is hard to explain why so many cases were recorded incorrectly in SIPP since the questions are identical to CPS and the interviewer instructions are very similar. One possible explanation is that most SIPP interviewers were new hires in Wave 1, had no practical experience asking these questions, and the training materials did not discuss control card item 32c other than in the mock interviews. Given our problems in recording this item, future manuals and training should discuss the importance of correctly recording this information. We also should try to institute a preaudit check, if possible, to reject cases where cc item 32c is equal to 1 but source codes 2012 and 2112 are not equal to 5 (Armed Forces). Due to the fact that source codes 2012 and 2112 are keyed under Program 8 (fixed field data) this kind of check, at this time, is not possible. However, it will be explored in the future when time and resources allow.

Since these errors were not detected until midway through Wave 5 interviewing, at which time they should have been corrected on the control cards, we have several public use files which have been released that have some incorrect Armed Forces status designations. We will not re-release these files with corrections for the cases we have identified in this study. Rather, we will provide a list of public use control numbers, along with selected demographic characteristics, for these cases so that users can correct their files, if their analysis warrants.

Attachments



Attachment 1

ARMED FORCES DISCREPANCIES BY RO

	<u>Type 1's</u> <u>(Correct)</u>	<u>Type 2's</u> <u>(Incorrect)</u>	<u>Deleted</u> <u>Cases</u>	<u>Noninterviews</u>
<u>Wave 1</u>				
RO				
21	0	6	0	0
22	1	4	0	0
23	0	13	3	0
24	0	6	1	0
25	0	2	0	0
26	0	3	1	0
27	1	5	1	0
28	1	4	3	1
29	4	12	1	0
30	1	5	2	3
31	4	3	3	1
32	0	2	0	2
Total	12	65	15	7
<u>Wave 2</u>				
21	0	4	0	0
22	0	2	0	0
23	0	8	3	0
24	0	5	1	1
25	0	4	0	0
26	0	2	0	0
27	1	5	0	2
28	3	2	0	0
29	3	9	0	0
30	1	4	2	1
31	4	2	4	0
32	1	4	1	0
Total	13	51	11	4



Attachment 2

<u>Wave 1</u>	Actual	Adjusted ²	Weighted ³
Total Discrepancies	99	99	439,461
Reported as Correct	12	15	66,585
Reported as Incorrect	65	84	372,872
Not Reported ¹	22	0	0
 <u>Wave 2</u>			
Total Discrepancies	79	79	467,601
Reported as Correct	13	16	94,704
Reported as Incorrect	51	63	372,897
Not Reported ¹	15	0	0

¹ Includes Type A, C and D noninterviews in Wave 5/6 and cases dropped as a result of the sample reduction.

² Not Reported cases have been apportioned to "Reported as Correct" and "Reported as Incorrect" categories based on the actual rates for reported cases.

³ The 1984 Panel Base weight of 4439 for Wave 1 and 5919 for Wave 2 was applied to adjusted totals to derive approximate weighted totals.



UNITED STATES DEPARTMENT OF COMMERCE
Bureau of the Census
Washington, D.C. 20233

Survey of Income and Program Participation (SIPP)

Wave 2 Rectangular Microdata File

User Note No. 5

Records which should have had a code of "6282" in the MSA field are listed in the attachment. This code was inadvertently omitted from the MSA fields, H1-MSA through H4-MSA (character locations 95, 351, 607, and 863).



PERSONS WITH CHSA CODE 6282			PERSONS WITH CHSA CODE 6262			PERSONS WITH CHSA CODE 6888		
SUSQNUM	PSU-SEG-SER	PP-ENTRY/PNUM	SUSQNUM	PSU-SEG-SER	PP-ENTRY/PNUM	SUSQNUM	PSU-SEG-SER	PP-ENTRY/PNUM
2600	401624757	11 102	3643	089740258	11 101	3748	401038513	11 102
2600	401624757	21 201	3643	089740258	11 102	3749	401038524	11 101
2600	401624757	21 202	3646	089740849	11 101	3749	401038524	11 102
3624	089038049	11 101	3646	089740849	11 102	3750	401038597	11 101
3624	089038049	11 102	3646	089740849	11 103	3751	401038598	11 101
3624	089038049	11 103	3646	089740849	11 104	3767	537392043	11 101
3624	089038049	11 104	3646	089740849	11 105	3767	537392043	11 102
3625	089038539	11 101	3687	324392049	11 101	3767	537392043	11 103
3625	089038539	11 102	3687	324392049	11 102	3767	537392043	11 104
3625	089038539	11 103	3689	324392539	11 101	3767	537392043	11 105
3625	089038539	11 104	3689	324392539	11 102	3767	537392043	11 106
3625	089038539	11 105	3702	324738051	11 101	3768	537392473	11 101
3626	089038643	11 101	3705	324738555	11 101	3768	537392473	11 102
3626	089038643	11 102	3717	375038409	11 101	3768	537392473	11 103
3626	089038643	11 103	3717	375038409	11 102	3801	655404513	11 101
3627	089038884	11 101	3717	375038409	11 103	3901	655404513	11 102
3627	089038884	11 102	3718	375038771	11 101	3801	655404513	11 103
3627	089038884	11 103	3718	375038771	11 102	3801	655404513	11 104
3631	089392633	11 101	3718	375038771	11 103	3802	655404597	11 101
3631	089392633	11 102	3727	375392604	11 101	3802	655404597	11 102
3631	089392633	11 103	3727	375392604	11 102	3811	655916633	11 101
3631	089392633	11 104	3727	375392604	11 103	3811	655916633	11 102
3631	089392633	11 105	3732	375489051	11 101	3811	655916633	11 103
3632	089392909	11 101	3733	375489555	11 101	3811	659916633	11 104
3632	089392909	11 102	3748	401038513	11 101	3812	655916909	11 101



PERSONS WITH CHSA CODE 6282				PERSONS WITH CHSA CODE 6282				PERSONS WITH CHSA CODE 6282						
SU-ID		SU-ID		SU-ID		SU-ID		SU-ID		SU-ID		SU-ID		
SUSEQNUM	PSU-SEG-SER	PP-ENTRY/PRM	SUSEQNUM	PSU-SEG-SER	PP-ENTRY/PRM	SUSEQNUM	PSU-SEG-SER	PP-ENTRY/PRM	SUSEQNUM	PSU-SEG-SER	PP-ENTRY/PRM	SUSEQNUM	PSU-SEG-SER	PP-ENTRY/PRM
3812	855916909	11 182	3870	916740597	11 101	3948	995740771	11 104	3948	995740771	11 104	3948	995740771	11 104
3812	855916909	11 103	3870	916740597	11 102	3949	995916604	11 101	3949	995916604	11 101	3949	995916604	11 101
3826	86232051	11 101	3870	916740597	11 103	3949	995916604	11 102	3949	995916604	11 102	3949	995916604	11 102
3827	862322555	11 101	3870	916740597	11 104	3949	995916604	11 103	3949	995916604	11 103	3949	995916604	11 103
3827	862322555	11 102	3870	916740597	11 103	3949	995916604	11 104	3949	995916604	11 104	3949	995916604	11 104
3837	862679409	11 101	3871	916740598	11 101	8567	224740847	11 101	8567	224740847	11 101	8567	224740847	11 101
3839	862679771	11 101	3871	916740598	11 102	8568	224740626	11 101	8568	224740626	11 101	8568	224740626	11 101
3859	916489633	11 101	3918	979489590	11 101	8569	224740699	11 101	8569	224740699	11 101	8569	224740699	11 101
3859	916489633	11 102	3916	979489590	11 102	8569	224740699	11 102	8569	224740699	11 102	8569	224740699	11 102
3859	916489633	11 103	3919	979489604	11 101	8570	224740832	11 101	8570	224740832	11 101	8570	224740832	11 101
3859	916489633	11 104	3919	979489604	11 102	8571	224740848	11 101	8571	224740848	11 101	8571	224740848	11 101
3859	916489633	11 105	3926	979740247	11 101	8571	224740848	11 102	8571	224740848	11 102	8571	224740848	11 102
3859	916489633	11 106	3926	979740247	11 102	8571	224740848	11 103	8571	224740848	11 103	8571	224740848	11 103
3860	916489909	11 101	3927	979740848	11 101	8571	224740848	11 104	8571	224740848	11 104	8571	224740848	11 104
3860	916489909	11 102	3927	979740848	11 102	8587	227740633	11 101	8587	227740633	11 101	8587	227740633	11 101
3860	916489909	11 103	3927	979740848	11 103	8587	227740633	11 102	8587	227740633	11 102	8587	227740633	11 102
3860	916489909	11 104	3928	979916051	11 101	8587	227740633	11 103	8587	227740633	11 103	8587	227740633	11 103
3860	916489909	11 105	3928	979916051	11 102	8587	227740633	11 104	8587	227740633	11 104	8587	227740633	11 104
3868	916740513	11 101	3929	979916555	11 101	8588	227740909	11 101	8588	227740909	11 101	8588	227740909	11 101
3868	916740513	11 102	3943	985738643	11 101	8588	227740909	11 102	8588	227740909	11 102	8588	227740909	11 102
3869	916740524	11 101	3947	985740463	11 101	8588	227740909	11 103	8588	227740909	11 103	8588	227740909	11 103
3869	916740524	11 102	3947	985740463	11 102	8588	227740909	11 104	8588	227740909	11 104	8588	227740909	11 104
3869	916740524	11 103	3948	985740771	11 101	8588	227740909	11 105	8588	227740909	11 105	8588	227740909	11 105
3869	916740524	11 104	3948	985740771	11 102	8589	227916049	11 102	8589	227916049	11 102	8589	227916049	11 102
3869	916740524	11 201	3948	985740771	11 103	8590	227916539	11 101	8590	227916539	11 101	8590	227916539	11 101



PERSONS WITH CHSA CODE 6262			PERSONS WITH CHSA CODE 6262			PERSONS WITH CHSA CODE 6262					
SU-SLONUM	PSU-SEG-SER	PF-ENTRY/PHUM	SU-ID	SUSEQNUM	PSU-SEG-SER	PF-ENTRY/PHUM	SU-ID	SUBSEQNUM	PSU-SEG-SER	PF-ENTRY/PHUM	SU-ID
8598	227916539	11 102	6653	430036049	11 101	8693	446916814	8693	446916814	11 102	8693
8599	227916539	11 103	8654	430036948	11 101	8693	446916814	8693	446916814	11 103	8693
8591	227916804	11 101	8654	430036948	11 102	8693	446916814	8693	446916814	11 104	8693
8614	406392049	11 101	8654	430036948	11 103	8793	479469814	8793	479469814	11 101	8793
8614	406392049	11 102	8653	430392043	11 101	8793	479469814	8793	479469814	11 102	8793
8615	406392539	11 101	8658	430392043	11 102	8704	479469882	8704	479469882	11 101	8704
8615	406392539	11 102	8658	430392043	11 103	8704	479469882	8704	479469882	11 102	8704
8615	406392539	11 103	8659	430392473	11 101	8704	479469882	8704	479469882	11 103	8704
8620	406679247	11 101	8659	430392473	11 102	8711	479740258	8711	479740258	11 101	8711
8621	406679699	11 101	8659	430392473	11 103	8711	479740258	8711	479740258	11 102	8711
8621	406679699	11 102	8659	430392473	11 104	8711	479740258	8711	479740258	11 103	8711
8621	406679699	11 103	8671	430740555	11 101	8711	479740258	8711	479740258	11 104	8711
8621	406679699	11 104	8671	430740555	11 102	8712	479740620	8712	479740620	11 105	8712
8621	406679699	11 105	8671	430740555	11 103	8712	479740620	8712	479740620	11 101	8712
8622	406679848	11 101	8671	430740555	11 104	8712	479740620	8712	479740620	11 102	8712
8625	406738555	11 101	8671	430740555	11 105	8712	479740620	8712	479740620	11 103	8712
8625	406738555	11 102	8682	446404250	11 101	8712	479740620	8712	479740620	11 104	8712
8625	406738555	11 103	8682	446404250	11 102	8713	479740649	8713	479740649	11 101	8713
8625	406738555	11 104	8683	446404849	11 101	8713	479740649	8713	479740649	11 102	8713
8625	406738555	11 105	8683	446404849	11 102	8713	479740649	8713	479740649	11 103	8713
8626	406738561	11 101	8683	446404849	11 103	8713	479740649	8713	479740649	11 104	8713
8626	406738561	11 102	8692	446916621	11 101	8714	479740946	8714	479740946	11 101	8714
8652	430038258	11 101	8692	446916621	11 102	8714	479740946	8714	479740946	11 102	8714
8652	430038258	11 102	8692	446916621	11 103	8714	479740946	8714	479740946	11 103	8714
8652	430038258	11 103	8692	446916621	11 104	8714	479740946	8714	479740946	11 104	8714

.....

.

.

PERSONS WITH CHSA CODE 6282				PERSONS WITH CHSA CODE 6282				PERSONS WITH CHSA CODE 6282			
SUSQNUM	PSU-SEG-SER	PP-ENTRY/PRNUM	SU-ID	SUSQNUM	PSU-SEG-SER	PP-ENTRY/PRNUM	SU-ID	SUSQNUM	PSU-SEG-SER	PP-ENTRY/PRNUM	SU-ID
8715	479916043	11 101		8813	694489049	11 103		8858	870738539	11 103	
8717	479916473	11 101		8814	694489539	11 101		8858	870738539	11 104	
8721	571038524	11 101		8814	694489539	11 103		8858	870738539	11 201	
8722	571038597	11 101		8814	694489539	11 104		8858	870738539	11 202	
8731	571392814	11 101		8845	870392513	11 101		8858	870738539	11 203	
8732	571392882	11 101		8846	870392597	11 101		8859	870738643	11 101	
8732	571392882	11 102		8847	870404247	11 101		8859	870738643	11 102	
8735	571418513	11 101		8847	870404247	11 102		8860	870738884	11 101	
8736	571418597	11 101		8848	870404848	11 101		8860	870738884	11 102	
8739	571489043	11 101		8848	870404848	11 102		13490	054404814	11 101	
8739	571489043	11 102		8848	870404848	11 103		13491	054404882	11 101	
8739	571489043	11 103		8848	870404848	11 104		13507	054740008	11 101	
8739	571489043	11 104		8853	870738010	11 101		13507	054740008	11 102	
8740	571489473	11 101		8853	870738010	11 102		13507	054740008	11 103	
8740	571489473	11 102		8853	870738010	11 103		13509	054740088	11 101	
8747	571740590	11 101		8854	870738049	11 101		13509	054740088	11 102	
8772	679392771	11 101		8854	870738049	11 102		13509	054740088	11 103	
8774	679679258	11 101		8854	870738049	11 103		13509	054740088	11 104	
8774	679679258	11 102		8854	870738049	11 104		13511	054740633	11 101	
8775	679679849	11 101		8855	870738110	11 101		13511	054740633	11 102	
8807	694838247	11 101		8855	870738110	11 102		13512	054740909	11 101	
8808	694838848	11 101		8856	870738201	11 101		13512	054740909	11 102	
8808	694838848	11 102		8856	870738201	11 102		13512	054740909	11 103	
8813	694890049	11 101		8858	870738539	11 101		13512	054740909	11 105	
8813	694890049	11 102		8858	870738539	11 102		13513	054740918	11 101	

PERSONS WITH CHSA CODE 6282

PERSONS WITH CHSA CODE 6282

PERSONS WITH CHSA CODE 6282

SCSEQNUM	PSU-SEG-SER	PC-ENTRY/PNUM	SITEQNUM	PSU-SEG-SER	PC-ENTRY/PNUM	SITEQNUM	PSU-SEG-SER	PC-ENTRY/PNUM	SITEQNUM	PSU-SEG-SER	PC-ENTRY/PNUM
13513	054740918	11 102	13546	183740049	11 101	13589	334916597	11 101	13614	480404633	11 102
13513	054740918	11 103	13547	283740110	11 101	13614	480404633	11 101	13614	480404633	11 102
13513	054740918	11 104	13548	183740193	11 101	13614	480404633	11 101	13614	480404633	11 103
13513	054740918	11 105	13549	183740201	11 101	13614	480404633	11 101	13614	480404633	11 104
13513	054740918	11 106	13550	183740643	11 101	13614	480404633	11 101	13614	480404633	11 105
13513	054740918	11 107	13551	183740984	11 101	13646	489489409	11 101	13647	489489463	11 101
13522	183038436	11 101	13557	235392247	11 101	13647	489489463	11 101	13647	489489463	11 201
13522	183038436	11 102	13557	235392247	11 102	13655	489740051	11 101	13655	489740051	11 102
13523	183038590	11 101	13558	235392348	11 101	13655	489740051	11 101	13655	489740051	11 102
13524	183038604	11 101	13565	235679990	11 101	13655	489740051	11 103	13655	489740051	11 103
13524	183038604	11 102	13565	235679590	11 102	13655	489740051	11 104	13655	489740051	11 104
13524	183038604	11 103	13565	235679590	11 103	13656	489740555	11 101	13656	489740555	11 102
13524	183038604	11 104	13565	235679590	11 104	13656	489740555	11 103	13656	489740555	11 103
13533	183392409	11 101	13566	235679604	11 101	13666	567392513	11 101	13666	567392513	11 101
13533	183392409	11 102	13566	235679604	11 102	13666	567392513	11 102	13666	567392513	11 102
13533	183392409	11 103	13566	235679604	11 103	13669	567392597	11 101	13670	567679909	11 101
13533	183392409	11 104	13566	334740814	11 101	13670	567679909	11 103	13670	567679909	11 103
13533	183392409	11 105	13566	334740814	11 102	13670	567679909	11 104	13670	567679909	11 104
13534	183392771	11 101	13587	334740882	11 101	13670	567679909	11 105	13670	567679909	11 105
13534	183392771	11 102	13587	334740882	11 102	13670	567679909	11 106	13670	567679909	11 106
13534	183392771	11 103	13587	334740882	11 201						
13534	183392771	11 104	13588	334916513	11 101						
13545	183740010	11 101	13588	334916513	11 102						

PERSONS WITH CHSA CODE 6262				PERSONS WITH CHSA CODE 6282			
SUBSQORD	PSU-SEG-SER	PP-ENTRY/PNUM	SUB-TO	SUSEQNDM	PSU-SEG-SER	PP-ENTRY/PNUM	SUB-TO
13670	567679909	11 102		13681	594404604	11 102	
13670	567679909	21 201		13681	594404604	11 103	
13670	567679909	21 202		13684	594679051	11 101	
13670	567679909	21 203		13684	594679051	11 201	
13670	567679909	21 204		13687	594679555	11 101	
13671	567738049	11 101		13687	594679555	11 102	
13672	567738539	11 101		13687	594679555	11 103	
13672	567738539	11 102		13687	594679555	11 104	
13672	567738539	11 103		13687	594679555	11 105	
13672	567738539	11 104		13712	647404051	11 101	
13672	567738539	11 105		13712	647404051	11 102	
13673	567738643	11 101		13713	647404555	11 101	
13673	567738643	11 102		13713	647404555	11 102	
13673	567738643	11 103		13713	647404555	11 103	
13673	567738643	11 104		13713	647404555	11 104	
13673	567738643	11 105		13713	647404555	11 105	
13674	567738884	11 101		13726	647740436	11 101	
13674	567738884	11 102		13726	647740436	11 102	
13674	567738884	11 201		13726	647740436	11 103	
13679	594404436	11 101		13727	647740590	11 101	
13679	594404436	11 102		13727	647740590	11 102	
13679	594404436	11 103		13728	647740604	11 101	
13679	594404436	11 104		13728	647740604	11 102	
13679	594404436	11 105		13728	647740604	11 103	
13681	594404604	11 101		13728	647740604	21 201	
				13728	647740604	11 102	
				13728	647740604	11 103	
				13728	647740604	11 203	
				13728	647740604	11 204	
				13728	647740604	11 205	
				13728	647740604	11 206	
				13730	647916409	11 101	
				13730	647916409	11 102	
				13731	647916771	11 101	
				13731	647916771	11 102	
				13771	954038633	11 101	
				13771	954038633	11 102	
				13771	954038633	11 103	
				13771	954038633	11 104	
				13772	954838909	11 101	
				13777	954489513	11 101	
				13777	954489513	11 102	
				13777	954489513	11 103	
				13778	954489597	11 101	
				13783	954738051	11 101	
				13783	954738051	11 102	
				13783	954738051	11 103	
				13783	954738051	11 104	
				13785	954738555	11 101	
				13785	954738555	11 102	
				13785	954738555	11 103	



PERSONS WITH CHSA CODE 6282

SU-TP	PP-ENTRY/PNAM
13788	954740043 11 101
13789	954740043 11 102
13790	954740073 11 101





UNITED STATES DEPARTMENT OF COMMERCE
Bureau of the Census
Washington, D.C. 20233

**SURVEY OF INCOME AND PROGRAM PARTICIPATION (SIPP)
1984 PANEL
WAVE 2 RECTANGULAR CORE AND TOPICAL MODULE
MICRODATA FILE**

USER NOTE NO. 6

Subject: Frequency Diskette

Enclosed is a 5-1/4" high density PC diskette containing frequencies from the SIPP 1984 Wave 2 Rectangular File. Please read the README.DOC file on this diskette to obtain instructions for installing and accessing the frequencies file on your hard disk drive.

SURVEY OF INCOME AND PROGRAM PARTICIPATION (SIPP)
WAVE 2 RECTANGULAR MICRODATA FILE

TECHNICAL DOCUMENTATION

ABSTRACT.	1
FILE INFORMATION	
Geographic Coverage	7
Identification Number System.	7
Topcoding of Income Variables	7
INDEX TO SIPP RECTANGULAR FILE, WAVE 2.	9
HOW TO USE THE DATA DICTIONARY.	31
DATA DICTIONARY	
Sample Unit Information	33
Household Information	37
Family Information.	131
Person Information.	158
Wage/Salary Information	293
Self-Employment Information	307
General Type 1 Income Information	326
General Type 2 Income Information	413
<u>APPENDICES</u>	
A. CODE LISTS	
A-1 Income Source Code List	455
A-2 Income Sources Included in Monthly Cash Income.	457
A-3 Sources of Means-Tested Benefits Covered in SIPP.	459
A-4 1980 Census of Population Occupation Classification System.	461
A-5 1980 Census of Population Industry Classification System.	475





ABSTRACT

Survey of Income and Program Participation
(SIPP) Wave 2 Rectangular Microdata File [machine-
readable data file] / conducted by the U.S. Bureau
of the Census. --Washington: The Bureau [producer
and distributor], 1985.

TYPE OF FILE:

Microdata; unit of observation is an individual.

UNIVERSE DESCRIPTION:

The universe is the resident population of the United States, but excluding persons living in institutions and military barracks.

SUBJECT-MATTER DESCRIPTION:

The file contains basic demographic and social characteristics data for each member of the household. These include age, sex, race (White; Black; American Indian, Eskimo, and Aleut; Asian or Pacific Islander; and Other), ethnic origin (23 categories including 7 Spanish origin categories), marital status, household relationship, education, and veteran status.

Limited data are provided on housing unit characteristics such as units in structure, tenure, access, and complete kitchen facilities.

Core questions, which are repeated at each interview, cover labor force activity, types and amounts of income, and participation in various cash and noncash benefit programs for each month of the four-month reference period. Data for employed persons include number of hours and weeks worked, earnings, and weeks without a job. Nonworkers are classified as unemployed or not in the labor force. In addition to income data associated with labor force activity, data include nearly 50 other types of income. Core data also cover post secondary school attendance, public or subsidized rental housing, low-income energy assistance, and school breakfast and lunch participation.

This file consists of 3 of the 4 SIPP rotation groups, each interviewed in a different month from February to April 1984. For each group the reference period for reporting labor force activity and income is the four calendar months preceding the interview month.

SIPP is a longitudinal survey where each sampled household and each descendent household is reinterviewed at 4-month intervals for 9 interviews or "waves." This file contains the results of the second interview. Unique codes are included on each record to allow linking together the same persons with the preceding and subsequent waves.

Vertical line on the left side of the page.

GEOGRAPHIC COVERAGE:

United States. Codes are included for 36 individual States, although the sample was not designed to produce State estimates. Areas in the SIPP sample in six other States are identified in two groups for confidentiality reasons. Some cases are coded to other States not originally sampled, reflecting persons in the original sample who moved. The file identifies a subsample of metropolitan residents, along with codes for selected metropolitan statistical areas (MSA's) and consolidated metropolitan statistical areas (CMSA's).

TECHNICAL DESCRIPTION:

FILE STRUCTURE: Rectangular. Each logical record for a sampled person includes information on the household and family of which the person was a part during each month of the reference period, as well as characteristics of the person and each source of income received during the period.

FILE SIZE: 41,433 logical records; 5,352 character logical record length.

FILE SORT SEQUENCE

OF SAMPLE UNITS: Rotation group (i.e., month of interview) by FIPS State of sampling unit within rotation group by sampling unit identification number within State by entry address ID and person number within sampling unit.

REFERENCE MATERIALS:

Survey of Income and Program Participation (SIPP) Wave 2 Rectangular Microdata File Technical Documentation. The documentation includes this abstract, the data dictionary, an index to the data dictionary, and relevant code lists. The technical documentation is packaged with the Users' Guide. One copy of the Users' Guide/Technical Documentation package accompanies each file order but it may also be purchased separately for \$10 from Data User Services Division, Customer Services, Bureau of the Census, Washington, D.C. 20233.

Survey of Income and Program Participation (SIPP) Users' Guide. The Users' Guide contains general information on the background, survey content, sample design, and procedures for estimation and calculation of sampling variability, as well as a glossary of selected terms. A copy of the Users' Guide/Technical Documentation package is included with each file order. Copies may be purchased separately for \$10 each from Data User Services Division, Customer Services, Bureau of the Census, Washington, D.C. 20233.

Interviewers' Manual (1984). Survey of Income and Program Participation. U.S. Department of Commerce, Bureau of the Census. The Manual is available for \$10 from Data User Services Division, Customer Services, Bureau of the Census, Washington, D.C. 20233.

RELATED PRINTED REPORTS:

Economic Characteristics of Households in the United States: 4th Quarter, 1983 (Preliminary data from Waves 1 and 2 of the Survey of Income and

Program Participation). Current Population Reports Series P-70-83-1. Available from the Superintendent of Documents, U.S. Government Printing Office, Washington, D.C. 20233. S/N 703-088-00001-5. \$3.75.

RELATED MACHINE-READABLE DATA FILES:

Additional SIPP files from Waves 1 and 2 are available from Data User Services Division, Customer Services, Washington, D.C. 20233. An order form is on the following page for your convenience.

<u>File</u>	<u>Number of Reels</u>		<u>Cost</u>	
	<u>1600 bpi</u>	<u>6250 bpi</u>	<u>1600 bpi</u>	<u>6250 bpi</u>
Wave 1 Relational	12	3	\$1,680	\$420
Wave 1 Rectangular	8	2	\$1,120	\$280
Wave 2 Relational	9	3	\$1,260	\$420

A machine-readable data dictionary is available at the end of the last reel at either density or may be purchased separately on 1 reel for \$140.

FILE AVAILABILITY:

The file may be ordered from Data User Services Division using the order form on the following page. It is available on 6 reels at 1600 bpi for \$840 and on 2 reels at 6250 for \$280. A machine-readable dictionary is contained at the end of reel 6 at 1600 bpi and reel 2 at 6250 bpi. It is also available separately for \$140 on 1 reel at either density.





Customer Services (Publications)	Name				Date
	Organization				RETURN TO: Data User Services Division Customer Services Bureau of the Census Washington, D.C. 20233 Phone: 301/763-4100
	Address				
	City, State, ZIP				
	Census Bureau Serial No.	Quantity Desired	Title of Publication	Amount	
				CUSTOMER Make check or money order payable to Superintendent of Documents, but mail re- mittance to address shown. If to be charged to Subt. of Docs. account, indicate Deposit Account No.	
TOTAL \$					

Customer Services (Microfiche and Data Files)	Name				RETURN TO: Data User Services Division Customer Services Bureau of the Census Washington, D.C. 20233 Phone: 301/763-4100		Date		
	Organization						CHECK ONE <input type="checkbox"/> Enclosed is check or money order payable to Commerce Census <input type="checkbox"/> Charge to Census Bureau Deposit Account No.		
	Address								
	City, State, ZIP								
	Telephone								
	Name of Data File, Documentation* or Microfiche				No. of Microfiche	No. of Tapes	No. of Diskettes	No. of Tech. Doc.	Cost
*One copy of the Technical Documentation is sent at no extra charge with orders.							TOTAL \$		
Characteristics of Tapes (check) 1600 bpi <input type="checkbox"/> 6250 bpi <input type="checkbox"/> EBCDIC <input type="checkbox"/> ASCII <input type="checkbox"/> standard labels <input type="checkbox"/> unlabeled <input type="checkbox"/>				Characteristics of Diskettes (check) single-sided, 8 sectors per track <input type="checkbox"/> double-sided, 9 sectors per track <input type="checkbox"/>					
Other characteristics are available by special arrangement.				Diskettes are in IBM PC compatible format.					

GPO Order Form	Mail To: Superintendent of Documents, U.S. Government Printing Office, Washington, D.C. 20402			
	Name		Credit Card Orders	
	Organization		Total charges \$ _____ Fill in the boxes below	
	Address		Credit Card No. <input type="text"/>	
	City, State, ZIP		Expiration Date Month/Year <input type="text"/>	
			MasterCard and VISA accepted.	
	GPO Catalog No. or Stock No.	Quantity Desired	Title of Publication	Amount
			CUSTOMER Make check or money order payable to Superintendent of Documents If to be charged to Subt. of Docs. account, indicate Deposit Account	

1



FILE INFORMATION

Geographic Coverage

State codes are shown except for six States which are identified in two groups. A subsample of metropolitan residents is identified along with codes for selected metropolitan statistical areas (MSA's) and consolidated metropolitan statistical areas (CMSA's). The sample was not designed to produce State or MSA/CMSA level estimates. State codes are primarily useful in relating a respondent's receipt of benefits to thresholds which may vary from State to State. MSA/CMSA codes may be used in relating respondent characteristics with contextual variables.

Identification Number System

The SIPP identification scheme is designed to uniquely identify individuals in each wave, provide a means of linking the same individuals over time, and group individuals into households and families over time.

The various components of the identification scheme are listed below:

- Sample Unit Identification Number
- Address ID
- Entry Address ID
- Person Number

The sample unit identification number was created by scrambling together the PSU, segment, and serial numbers used for Census Bureau administrative purposes. This identifier is constructed the same way on each wave regardless of moves, to enable matching from wave to wave (The record layouts for Waves 1 and 2 are quite similar, but not identical.)

The two-digit address ID code identifies each household associated with the same sample unit identification number. The first digit of the address ID code indicates the wave in which that address was first assigned for interview. The second digit sequentially numbers multiple households that have the same serial number. The address ID code is 11 for all sample addresses, that are the same as in Wave 1. As SIPP sample persons move to new addresses, new address ID codes are assigned. Any new address to which sample unit members moved during Wave 2 is numbered in the 20's.

The person ID is a five-digit number consisting of the two-digit entry address ID and a three-digit person number. Person numbers 101, 102, etc., are assigned in Wave 1; 201, 202, etc., are assigned to persons added to the roster in Wave 2, and so forth. This five-digit number is not changed or updated, regardless of moves.

The sampling unit serial number and address ID code uniquely identifies each household in any given wave. The sampling unit serial number can link all households in subsequent waves back to the original Wave 1 household.

Topcoding of Income Variables

To protect against the possibility that a user might recognize the identity of a SIPP respondent with very high income, income from every source is "topcoded" so

that no individual income amounts above \$100,000 are revealed. While the data dictionary indicates a topcode of \$33,332 for monthly income, this topcode will rarely be used. In most cases the monthly income is shown as individual dollar amounts of \$8,333, with \$8,333 actually representing "\$8,333 or more." (The \$100,000 income topcode is \$8,333 multiplied by 12 months). Individual monthly amounts above \$8,333 may occasionally be shown if the respondent's income varied considerably from month to month, as long as the average does not exceed \$8,333. For example, if a respondent's income from a single job were concentrated in only one of the four reference months, a figure as high as \$33,332 could be shown. (Income from interest or property have lower topcodes).

Summary income figures on the person, family, and household records are simple sums of the components shown on the file after topcoding, and are not independently topcoded. Thus, a person with high income from several sources (jobs, businesses, property) could have aggregate monthly income well over the topcode for each source. Families and households with a number of high income members could theoretically have aggregate income shown well over \$100,000, through well below the \$1.5 million shown as the highest allowable value in the data dictionary.

The user is cautioned against trying to make much use of the occasional monthly figures above \$8,333, except in calculating aggregates or observing patterns across the 4-month period for a single individual, family, or household. Those units with higher monthly amounts shown are a biased sample of high income units, more likely to include units with income from multiple sources than other units with equally high aggregate income which comes from a single source.

INDEX TO SIPP RECTANGULAR FILE, WAVE 2

This is an index to the data dictionary for the SIPP Wave 2 rectangular file.

The five columns at the right present the beginning character location for the referenced data field or fields. Entries in the four righthand columns refer to data specific to particular months during the reference period. For example, data in the column headed "MO 1 LOCATION" refer to the first reference months (four months prior to the interview). Entries in the column headed "INTV LOCATION" refer to characteristics as of the interview date, e.g., the highest grade attended, or other items not differentiated by month during the reference period. Where the entry refers to more than one consecutive data field, the location is that of the first character of the first field.

The column headed "MNEMONIC" presents the same 8-character data names as are shown in the data dictionary, with two exceptions. Where there are separate entries for the four reference months, an asterisk (*) replaces the 1, 2, 3, or 4 that would appear in the actual mnemonic. (Where there is an entry in the "INTV LOCATION" column as well as the four months, the data item refers to the same characteristic as of the interview date, and would carry a 5 in place of the asterisk in the mnemonic.) Where a colon appears in the mnemonic, as in SC1658:78, the index entry applies to two or more consecutive fields, in this case starting with SC1658 and ending with SC1678.

This index may also be used as an index to the questionnaire document itself, reproduced in the Users' Guide text. Each item on the questionnaire carries a boxed 4-digit number next to the answer fields. This number appears as part of the mnemonic wherever the correspondence between the item on tape and the questionnaire item is direct. The 4-digit number is usually preceded by "SC", but when other characters appear they add meaning. For example, WS1-2812 corresponds to questionnaire item 2812 (on class of worker) and the "WS1" distinguishes the response for the first wage/salary job from a response for the second such job, which would begin with "WS2". Mnemonics without 4-digit numbers are associated with items from the control card or are the result of manipulating or "recoding" one or more items from the questionnaire.

INDEX TO SIPP WAVE 2 RECTANGULAR FILE

REFERENCE	MNEMONIC	INTV LOCA TION	MO 1 LOCA TION	MO 2 LOCA TION	MO 3 LOCA TION	MO 4 LOCA TION
Absence Without Pay, Imputation Flags	PP-IMP10:16	3158				
Absence Without Pay, Reason	SC1098	2745				
Absence Without Pay, Reason	SC1174	2783				
Absence Without Pay, Specific Weeks	SC1058:96	2725				
Absence Without Pay, Specific Weeks	SC1136:72	2764				
Access to Unit	H*-ACCESS		99	355	611	867
Access to Unit, Unedited	U*-ACCES		120	376	632	888
Address ID from CC of New Add. (Movers)	CC-ADENT	2176				
Address ID from CC of Previous Address	CC-ADLFT	2174				
Address ID of Household	H*-ADDID	1202	43	299	555	811
Address ID of Person at Entry, Edited	PP-ENTRY	2012				
Address ID of Person at Entry, Preedited	U-ENTRY	2155				
Address ID's, # in Sample Unit by Month	SUHCNT*	74	16	18	20	22
Address ID, Previous Wave	PW-ADDID	2067				
AFDC (\$)	I20AMT*		4054	4060	4066	4072
AFDC Coverage	AFDC*	2640	2641	2642	2643	
AFDC Payment for Family (\$)	F*-AFDC	1193	1307	1421	1535	
AFDC Payment for Household (\$)	H*-AFDC	245	501	757	1013	
AFDC Payment for Subfamily (\$)	S*-AFDC	1649	1763	1877	1991	
AFDC, Imputation Flags	I20IMP01:04		4109	4110	4111	4112
AFDC, Persons Covered (by #)	AFDC3034:54	4078				
AFDC, Reciprocity	RECIPSUM	2400				
AFDC, Reciprocity	SC1486	2961				
AFDC, Reciprocity	I20REC*		4050	4051	4052	4053
Age	AGE-*	2097	2085	2088	2091	2094
Age: Month of Birth, Preedited	U-BRTHMN	2178				
Age: Year of Birth, Preedited	U-GRTHYR	2180				
Aid to Families w/Dep. Children-See AFDC						
Alimony Payments (\$)	I29AMT*		4389	4394	4399	4404
Alimony Payments, Imputation Flags	I29IMP01:04		4409	4410	4411	4412
Alimony Payments, Reciprocity	RECIPSUM	2409				
Alimony Payments, Reciprocity	SC1416	2927				
Alimony Payments, Reciprocity	I29REC*		4385	4386	4387	4388
Alimony Payments, Reciprocity, Imp Flag	PP-IMP42	3190				
Ancestry - See Ethnicity						
Annuity Income, Reciprocity	SC1382	2911				
Annuity Income, Reciprocity as Widow(er)	SC1446	2940				
Annuity Income, Reciprocity, Imput. Flag	PP-IMP38	3186				
Armed Forces Status	IN-AF	2154				
Armed Forces Status of Spouse	SC1696	3132				
Armed Forces Status of Spouse, Imp Flag	PP-IMP83	3220				
Armed Forces Status, Unedited	U-AF	2203				
Asset Income, # Person in SU with	SU-TOTG2	36				
Asset Income, Imputation Flags	G2-IMP01:27	5321				
Asst. Income-See Also Property Income						
Asset Ownership Summary	ASSETSUM	2456				
Asset Source Codes	ASTSOURC	2597				
Assets Owned Same as Previous Wave	SC1588:1620	3045				
Assets Owned Same as Previous, Imp.Flags	PP-IMP98:99	3235				
Assets Owned Same as Previous, Imp.Flags	PPIMP100:05	3237				

INDEX TO SIPP WAVE 2 RECTANGULAR FILE

REFERENCE	MNEMONIC	INTV LOCA TION	MO 1 LOCA TION	MO 2 LOCA TION	MO 3 LOCA TION	MO 4 LOCA TION
Assets Owned, New Since Last Wave	SC1622:54	3087				
Assets Owned, New Since Lst Wave, Imp. Flg	PPIMP106:07	3243				
Assets, Ownership of Various Types (New)	SC1626:54	3089				
Bonds, Money Market Funds in Own Name	O104YN-*		4955	4956	4957	4958
Bonds, Money Market Funds, Joint	J104YN-*		4935	4936	4937	4938
Bonds, Money Market Funds, Ownership	SC4400:06	5220				
Bonds, Municipal or Corporate, Own. (New)	SC1640	3095				
Bonds, Municipal or Corporate, Ownership	ASSETSUM	2462				
Bonds, Municipal or Corporate, Ownership	SC4404	5222				
Bonds, U.S. Savings, Ownership (New)	SC1644	3097				
Business—See Self-Employment						
Calendar Month	H*-MONTH		45	301	557	813
Calendar Month	F*-MONTH		1093	1207	1321	1435
Calendar Month	S*-MONTH		1549	1663	1777	1891
Calendar Month of Interview	H*ITM30B		139	395	651	907
Calendar Year	H*-YEAR		47	303	559	815
Calendar Year	F*-YEAR		1095	1209	1323	1437
Calendar Year	S*-YEAR		1551	1665	1779	1893
Cash Benefits, Receipt by HH Member(s)	H*-CASH		171	427	683	939
Casual Earnings—See Incidental Earnings						
Certificates of Deposit, Ownership	ASSETSUM	2458				
Certificates of Deposit, Ownership	SC4304	5203				
Certificates of Deposit, Ownership (New)	SC1630	3091				
Change in Composition—See also Movers						
Change to Family Compos., Month-to-Month	FCHANGE*		2225	2226	2227	2228
Change to HH Composition, Month-to-Month	HCHANGE*	2224	2220	2221	2222	2223
Change to Subfamily Comp, Month-to-Month	SCHANGE*		2229	2230	2231	2232
Charitable Group, Money from, (\$)	I50AMT*		4669	4674	4679	4684
Charitable Group, Money from, Imp. Flags	I50IMP01:04		4689	4690	4691	4692
Charitable Group, Money from, Reciprocity	RECIPSUM	2430				
Charitable Group, Money from, Reciprocity	I50REC*		4665	4666	4667	4668
Checking Accounts, Interest-Earning	SC4306	5204				
Checking Accounts, Interest-Earning (New)	SC1632	3092				
Child Support Payments (\$)	I28AMT*		4361	4366	4371	4376
Child Support Payments, Imputation Flag	IP-IMP44	3192				
Child Support Payments, Imputation Flags	I28IMP01:04		4381	4382	4383	4384
Child Support Payments, Reciprocity	RECIPSUM	2408				
Child Support Payments, Reciprocity	SC1420:22	2929				
Child Support Payments, Reciprocity	I28REC*		4357	4358	4359	4360
Child/Adult Status	POP-STAT	2117				
Child/Adult Status, Previous Wave	PW-POPST	2077				
Children 5-18 in Household	H*-4826		270	526	782	1038
Children—See also Own Children						
Class of Worker	SC1714	3147				
Class of Worker	WS1-2012	3280				
Class of Worker	WS2-2012	3365				
Class of Worker, Imputation Flag	WS1IMP03	3322				
Class of Worker, Imputation Flag	WS2IMP03	3407				
Class of Worker—See also Self-Employment						
Clerical Review Time in Minutes	IT10B	2680				



INDEX TO SLPP WAVE 2 RECTANGULAR FILE

REFERENCE	MNEMONIC	INTV LOCA TION	MO 1 LOCA TION	MO 2 LOCA TION	MO 3 LOCA TION	MO 4 LOCA TION
College Term System	SC1680	3115				
College Term System, Imputation Flag	PP-IMP78	3215				
Company Pension—See Pension						
Coverage by Health Insurance	HIMNTH*		2573	2574	2575	2576
Coverage by Medicaid	CAIDCOV*		2548	2549	2550	2551
Coverage by Medicare	CARECOV*		2543	2544	2545	2546
Coverage by WIC	WICCOV*		2552	2553	2554	2555
Coverage Questions for New Pers.in Samp.	SC8900:12	2687				
Coverage Recodes, AFDC	AFDC*		2640	2641	2642	2643
Coverage Recodes, Food Stamps	FOODSTP*		2644	2645	2646	2647
Coverage Recodes, Foster Care Payments	FOSTKID*		2652	2653	2654	2655
Coverage Recodes, General Assistance	GENASST*		2648	2649	2650	2651
Coverage Recodes, Other Welfare Payments	OTHWELF*		2656	2657	2658	2659
Coverage Recodes, Railroad Retirement	RAILRD1		2664	2665	2666	2667
Coverage Recodes, Social Security	SOCSEC*		2660	2661	2662	2663
Coverage Recodes, Veterans Payments	VETS*		2636	2637	2638	2639
Date of Birth: Month	U-BRTHMN	2178				
Date of Birth: Year	U-BRTHYR	2180				
Day Job Ended	WS1-2022	3288				
Day Job Ended	WS2-2022	3373				
Day Job Started	WS1-2018	3284				
Day Job Started	WS2-2018	3369				
Day of Interview, Unedited	IT8DAY	2675				
Day Person Entered this Address	U-DAYENT	2298				
Day Person Left this Address	U-DAYLFT	2170				
Disability Income, Recipiency	SC1386:88	2913				
Disability Income, Recipiency, Imp Flag	PP-IMP39:40	3187				
Disability Income, Types Received	SC1390:1412	2915				
Disability Income, Types, Imput. Flag	PP-TMP41	3189				
Disability Insurance—See Insurance Inc						
Disability, VA Rating	SC1336	2887				
Disability, Work	SC1386	2913				
Disability, Work, Imputation Flag	PP-IMP39	3187				
Discouraged Worker	SC1048:54	2719				
Discouraged Worker	SC1222:28	2807				
Discouraged Worker, Imputation Flag	PP-IMP22:28	3170				
Dividends—See Stock Dividends						
Duration of Job	WS1-2016:22	3282				
Duration of Job	WS2-2016:22	3367				
Earnings after Expenses from Business(\$)	SE12260	3501				
Earnings after Expenses from Business(\$)	SE22260	3607				
Earnings after Expenses, Imputation Flag	SE1IMP11	3516				
Earnings after Expenses, Imputation Flag	SE2IMP11	3622				
Earnings by Month (Before Deductions) (\$)	WS1-2032:38		3313	3308	3303	3298
Earnings by Month (Before Deductions) (\$)	WS2-2032:38		3398	3393	3388	3383
Earnings by Month, Imputation Flag	WS1CAL01:04		3326	3327	3328	3329
Earnings by Month, Imputation Flag	WS2CAL01:04		3411	3412	3413	3414
Earnings from this Job (\$)	WS1-AMT*		3259	3264	3269	3274
Earnings from this Job (\$)	WS2-AMT*		3344	3349	3354	3359
Earnings from this Job, Receipt of	WS1-RECI*		3255	3256	3257	3258

INDEX TO SIPP WAVE 2 RECTANGULAR FILE

REFERENCE	MNEMONIC	INTV LOCA TION	MO 1 LOCA TION	MO 2 LOCA TION	MO 3 LOCA TION	MO 4 LOCA TION
Earnings from this Job, Receipt of	WS2-REC1*		3340	3341	3342	3343
Earnings of Family (\$)	F*-EARN		1140	1254	1368	1482
Earnings of Household (\$)	H*-EARN		186	442	698	954
Earnings of Person, Total (\$)	PP-EARN*		2293	2301	2309	2317
Earnings of Subfamily (\$)	S*-EARN		1596	1710	1824	1938
Earnings: Gross of Business >\$1000	SE12214	3452				
Earnings: Gross of Business >\$1000	SE22214	3558				
Earnings: Gross of Business, Imput. Flag	SE1IMP04	3509				
Earnings: Gross of Business, Imput. Flag	SE2IMP04	3615				
Earnings: Other Inc from Bus., Imp Flag	SE1IMP08	3513				
Earnings: Other Inc from Bus., Imp Flag	SE2IMP08	3619				
Earnings: Other Income from Business	SE12234	3460				
Earnings: Other Income from Business	SE22234	3574				
Earnings: Salary from Bus., Imput. Flag	SE1IMP07	3512				
Earnings: Salary from Bus., Imput. Flag	SE2IMP07	3618				
Earnings: Salary from Business	SE12232	3467				
Earnings: Salary from Business	SE22232	3573				
Education, Attendance beyond HS Level	SC1658	3104				
Education, Attendance beyond HS, Imp Flg	PP-IMP75	3212				
Education, Finished Grade	GRD-CMPL	2151				
Education, Finished Grade, Unedited	U-COMPL	2200				
Education, Highest Grade Att., Unedited	U-HIGRDE	2198				
Education, Highest Grade Attended	HTGRADE	2149				
Educational Assistance	SC1660:78	3105				
Educational Assistance (\$)	SC1690	3124				
Educational Assistance (\$), Imput. Flag	PP-IMP81	3218				
Educational Assistance, Imputation Flag	PP-IMP82	3219				
Educational Assistance, Imputation Flags	PP-IMP76:77	3213				
Educational Assistance, Work-Study Prog.	SC1692	3130				
Employees, Number in Own Bus., Imp Flag	SE1IMP04	3509				
Employees, Number in Own Bus., Imp Flag	SE2IMP04	3615				
Employees, Number in Own Business	SE12218	3454				
Employees, Number in Own Business	SE22218	3560				
Employer Educational Assistance	SC1672	3111				
Employers, Number During 4-Month Period	SC1716	3148				
Employment Status Recode	ESR-*		2469	2470	2471	2472
Energy Assistance	H*-ENRGY		257	513	769	1025
Energy Assistance in Subs Hous, Imp Flag	H*-IMP06:10		284	547	796	1052
Energy Assistance in Subsidized Housing	H*-4816:24		260	516	772	1028
Entry Address ID, Edited	PP-ENTRY	2012				
Entry Address ID, Preedited	U-ENTRY	2155				
Entry Address ID, Previous	SC0064	2215				
Entry into New Address, Reason	U-REASNT	2164				
Entry Month for Person Who Moved In	U-MONENT	2168				
Estate or Trust Income (\$)	I37AMT*		4585	4590	4595	4600
Estate or Trust Income, Imputation Flags	I37IMP01:04		4605	4606	4637	4608
Estate or Trust Income, Reciprocity	RECIPSUM	2417				
Estate or Trust Income, Reciprocity	T37REC*		4581	4582	4583	4584
Estate or Trust, Payments for Widow	SC1448	2941				
Ethnicity	ETHNICTY	2152				

Vertical line on the left side of the page.

INDEX TO SIPP WAVE 2 RECTANGULAR FILE

REFERENCE	MEMORIC	INTV LOCA TION	MO 1 LOCA TION	MO 2 LOCA TION	MO 3 LOCA TION	MO 4 LOCA TION
Ethnicity, Unedited	U-ORIGIN	2196				
Exit Day for Person Who Left	U-DAYLEFT	2170				
Exit from Household, Reason	U-REALFT	2162				
Exit Month for Person Who Left	U-MONLEFT	2166				
Families, Number in Household	H*-FFCNT		51	307	563	819
Families/Pseudo-families, # in Samp.Unit	SU-TOTFF	28				
Family Composition Change, Month-to-Mo.	FCHANGE*		2225	2226	2227	2228
Family Food Stamps (\$)	F*-FDSTP		1199	1313	1427	1541
Family Income, AFDC (\$)	F*-AFDC		1193	1307	1421	1535
Family Income, Earnings (\$)	F*-EARN		1140	1254	1368	1482
Family Income, Federal SSI (\$)	F*-SSI		1175	1289	1403	1517
Family Income, Means-Tested Cash (\$)	F*-TRAN		1155	1269	1383	1497
Family Income, Other (\$)	F*-OTHER		1162	1276	1390	1504
Family Income, Property (\$)	F*-PROP		1147	1261	1375	1489
Family Income, Social Security (\$)	F*SOCSEC		1169	1283	1397	1511
Family Income, Total (\$)	F*TOTINC		1132	1246	1360	1474
Family Income, Unemployment (\$)	F*-UNEMP		1181	1295	1409	1523
Family Income, Veterans Payments (\$)	F*-VETS		1187	1301	1415	1529
Family Number (Sub & Secondary Families)	FAMNUM-*	2116	2112	2113	2114	2115
Family Records, # in Household	H*-NF		49	305	561	817
Family Sequence Number	F*-NUMBR		1091	1205	1319	1433
Family Size	F*NUMPER		1097	1211	1325	1439
Family Type: Primary or Unrelated	F*-TYPE		1109	1223	1337	1451
Family Type: Primary, Sub or Secondary	FAMTYP-*	2106	2102	2103	2104	2105
Family Type: Sex of Householder	F*-KIND		1110	1224	1338	1452
Family Type: Subfamily	S*-TYPE		1565	1679	1793	1907
Farm	U*FRMSLE		119	375	631	887
Federal Civ. Empl. Pension (Disability)	SC1400	2919				
Federal Civ. Empl. Pension--See Pension						
Federal Civil Service or Other for Widow	SC1436	2936				
Financial Investments, Other	SC4704	5299				
Food Stamp Coverage	FOODSTP*		2644	2645	2646	2647
Food Stamps (\$)	I27AMT*		4302	4307	4312	4317
Food Stamps Payment for Family (\$)	F*-FDSTP		1199	1313	1427	1541
Food Stamps Payment for Household (\$)	H*-FDSTP		251	507	763	1019
Food Stamps Payment for Subfamily (\$)	S*-FDSTP		1655	1769	1883	1997
Food Stamps, Authorization to Receive	SC1480	2958				
Food Stamps, Authorization, Input. Flag	PP-IMP50	3198				
Food Stamps, Imputation Flags	I27IMP01:04		4353	4354	4355	4356
Food Stamps, Persons Covered (by #)	FS3100:20	4322				
Food Stamps, Reciprocity	RECIPSUM	2407				
Food Stamps, Reciprocity	I27REC*		4298	4299	4300	4301
Foster Child Care Payments (\$)	I23AMT*		4176	4181	4186	4191
Foster Child Care Payments Coverage	FOSFKID*		2652	2653	2654	2655
Foster Child Care Payments, Input. Flags	I23IMP01:04		4227	4228	4229	4230
Foster Child Care Payments, Reciprocity	RECIPSUM	2403				
Foster Child Care Payments, Reciprocity	SC1492	2963				
Foster Child Care Payments, Reciprocity	T23REC*		4172	4173	4174	4175
Foster Child Care Pmts, Persons Cov by #	FCC3034:54	4196				
General Assistance (\$)	I21AMT*		4117	4122	4127	4132

1

INDEX TO SIPP WAVE 2 RECTANGULAR FILES

REFERENCE	MNEMONIC	TIME	MO 1	MO 2	MO 3	MO 4
		LOCATION	LOCATION	LOCATION	LOCATION	LOCATION
General Assistance Income Coverage	GENASST*		2648	2649	2650	2651
General Assistance or Gen. Relief, Recip	SC1488	2962				
General Assistance, Imputation Flags	I21TMP01:04		4171	4172	4173	4174
General Assistance, Persons Covered by #	GA3034:54	4137				
General Assistance, Reciprocity	RECIPSUM	2401				
General Assistance, Reciprocity	I21REC*		4113	4114	4115	4116
Geographic Identification; Metro Subsamp	H*-METRO		94	350	606	862
Geographic Identification; MSA/MSA Code	H*-MSA		95	351	607	863
Geographic Identification; State	H*-STATE		92	348	604	860
GI Bill Education Benefits (\$)	I40AMT*		4641	4646	4651	4656
GI Bill Education Benefits, Imput. Flags	I40IMP01:04		4661	4662	4663	4664
GI Bill Education Benefits, Reciprocity	RECIPSUM	2420				
GI Bill Education Benefits, Reciprocity	I40REC*		4637	4638	4639	4640
GI/VEAP Benefits	SC1662	3106				
Government Pensions—See Pension						
Government Securities	SC4402	5221				
Guardian Person Number, Preeditd	U-PNGD	2191				
Half Sample Code for Variance Estimation	H*-HSC		89	345	601	857
Health Insurance Coverage	HIIND	2572				
Health Insurance Coverage	HIMNTH*		2573	2574	2575	2576
Health Insurance Coverage	SC1536:52	2995				
Health Insurance Coverage, Imput. Flag	PP-IMP59:63	3206				
Health Insurance, Months Covered	SC1540:46		3001	3000	2999	2998
Health Insurance, Months, Imput. Flag	PP-IMP60	3208				
Health Insurance, Persons Covered by #	SC1556:86	3006				
Health Insurance, Type of Plan	SC1548:52	3002				
Health Insurance, Type of Plan, Imp Flag	PP-IMP61:63	3209				
Highest Grade Attended	HIGRADE	2149				
Highest Grade Attended, Unedited	U-HIGRDF	2198				
Hours Worked <35, # of Weeks	SC1234:36	2815				
Hours Worked <35, # of Weeks, Imp Flag	PP-IMP26:27	3174				
Hours Worked Per Week at Business, Usual	SE12212	3450				
Hours Worked Per Week at Business, Usual	SE22212	3556				
Hours Worked Per Week at W/S Job, Usual	WS1-2024	3290				
Hours Worked Per Week at W/S Job, Usual	WS2-2024	3375				
Hours Worked Per Week, Usual	SC1230:32	2812				
Hours Worked Per Week, Usual, Imp Flag	PP-IMP25	3173				
Household Compos. Change, Month-to-Month	HCHANGE*	2224	2220	2221	2222	2223
Household Composition Change	H*-0018:24		152	408	664	920
Household Composition Change—See Movers						
Household Food Stamp Payment (\$)	H*-FDSTP		251	507	763	1019
Household Income, AFDC (\$)	H*-AFDC		245	501	757	1013
Household Income, Cash Transfer (\$)	H*-TRAN		281	457	713	969
Household Income, Earnings (\$)	H*-EARN		186	442	698	954
Household Income, Noncash (\$)	H*NONCSH		215	471	727	983
Household Income, Other (\$)	H*-OTHER		208	464	720	976
Household Income, Property Income (\$)	H*-PROP		193	449	705	961
Household Income, Social Security (\$)	H*SOCSEC		221	477	733	989
Household Income, SSI (\$)	H*-SSI		227	483	739	995
Household Income, Total (\$)	H*TOTINC		178	434	690	946



INDEX TO SIPP WAVE 2 RECTANGULAR FILE

REFERENCE	MEMORIC	INTV LOCA TION	MO 1 LOCA TION	MO 2 LOCA TION	MO 3 LOCA TION	MO 4 LOCA TION
Household Income, Unemployment (\$)	H*-UNEMP		233	489	745	1001
Household Income, Veterans Payments (\$)	H*-VETS		239	495	751	1007
Household Membership Status	U-HMEM	2161				
Household Relationship--See Relationship						
Household Size	H*-NP	1200	60	316	572	828
Household Size, Previous (New Persons)	SC0906:08	2691				
Householder's Person Number	U*REPPER	1067	55	311	567	823
Households, # in Sample Unit by Month	SUHCNT*	24	16	18	20	22
Households, # in Sample Unit, Total	SU-TOTHE		26	314	602	890
Identification Number of Sample Unit	SU-ID	6				
Imputation Flags	PPIMP100:07	3237				
Imputation Flags	PP-IMP01:99	3149				
Imputation Flags	WS1IMP02:06	3320				
Imputation Flags	WS1CAL01:04	3326				
Imputation Flags	WS2IMP02:06	3405				
Imputation Flags	WS2CAL01:04	3411				
Imputation Flags	SE1IMP01:11	3506				
Imputation Flags	SE1CAL01:04	3517				
Imputation Flags	SE2IMP01:11	3612				
Imputation Flags	SEXCAL01:04	3623				
Imputation Flags	G2-IMP01:27	5321				
Incidental or Casual Earnings (\$)	I55AMT*		4809	4814	4819	4824
Incidental or Casual Earnings, Imp Flags	I55IMP01:04		4829	4830	4831	4832
Incidental or Casual Earnings, Recip.	RECIPSUM	2435				
Incidental or Casual Earnings, Recip.	I55REC*		4805	4806	4807	4808
Income from Life Insurance or Annuity	SC1382	2911				
Income from Life Insurance, Input. Flag	PP-IMP38	3186				
Income Reciprocity Summary	RECIPSUM	2381				
Income Source Codes	INCSOURC	2577				
Income Source Codes (Not Elsewhere Cov)	SC1706:10	3137				
Income Types Received	RECIPSUM	2381				
Income Types Received	INCSOURC	2577				
Income Types Received Same as Prev. Wave	SC1251:82	2826				
Income Types Received, New: Imp. Flags	PP-IMP93:96	3230				
Income Types Received, Same: Imp. Flags	PP-IMP85:92	3222				
Income Types Received, New Since Lst. Wave	SC1284:1322	2839				
Income, 5 Types Combined (\$)	I75AMT*		4865	4871	4877	4883
Income, 5 Types Combined, Imputation Flg	I75IMP01:04		4889	4890	4891	4892
Income, 5 Types Combined, Reciprocity	RECIPSUM	2455				
Income, 5 Types Combined, Reciprocity	I75REC*		4861	4862	4863	4864
Income, Earnings Total (\$)	PP-EARN*		2265	2272	2279	2286
Income, Other Cash (\$)	I56AMT*		4837	4842	4847	4852
Income, Other Cash, Imputation Flags	I56IMP01:04		4857	4858	4859	4860
Income, Other Cash, Reciprocity	RECIPSUM	2436				
Income, Other Cash, Reciprocity	I56REC*		4833	4834	4835	4836
Income, Other Total (\$)	PPOTHER*		2353	2360	2367	2374
Income, Person's Total (\$)	PPTOTIN*		2233	2241	2249	2257
Income, Property Total (\$)	PP-PROP*		2293	2301	2309	2317
Income, Transfer Total (\$)	PP-TRAN*		2325	2332	2339	2346
Incorporation of Business	SE1220	3455				

INDEX TO SIPP WAVE 2 RECTANGULAR FILE

REFERENCE	MNEMONIC	INTV LOCA TION	MO 1 LOCA TION	MO 2 LOCA TION	MO 3 LOCA TION	MO 4 LOCA TION
Incorporation of Business	SE22220	3561				
Incorporation of Business, Imput. Flag	SE1IMP25	3510				
Incorporation of Business, Imput. Flag	SE2IMP25	3616				
Industry	WS1-IND	3248				
Industry	WS2-IND	3333				
Industry	SE1IND	3418				
Industry	SE2IND	3524				
Industry, Imputation Flag	WS1IMP02	3321				
Industry, Imputation Flag	WS2IMP02	3406				
Industry, Imputation Flag	SE1IMP02	3507				
Industry, Imputation Flag	SE2IMP02	3613				
Insurance Income, New Since Last Wave	SC1304	2869				
Insurance Income, New Since Last Wave	SC1318	2875				
Insurance Income, Paid-Up Life (\$)	I36AMT*		4557	4562	4567	4572
Insurance Income, Paid-Up Life, for Wid.	SC1446	2940				
Insurance Income, Paid-Up Life, Imp Flag	PP-IMP39	3186				
Insurance Income, Paid-Up Life, Imp Flag	I36IMP01:04		4577	4578	4579	4580
Insurance Income, Paid-Up Life, Recip.	RECIPSUM	2416				
Insurance Income, Paid-Up Life, Recip.	SC1382	2911				
Insurance Income, Paid-Up Life, Recip.	I36REC*		4553	4554	4555	4556
Insurance Income, Priv Disabil, Imp Flag	I13IMP01:04		4046	4047	4048	4049
Insurance Income, Private Disability	RECIPSUM	2393				
Insurance Income, Private Disability	SC1396	2917				
Insurance Income, Private Disability (\$)	I13AMT*		4026	4031	4036	4041
Insurance Income, Private Disability, Re	I13REC*		4022	4023	4024	4025
Interest from Bonds/Funds in Own Name(\$)	OINT104*		4959	4963	4967	4971
Interest from Bonds/Funds, Joint (\$)	JINT104*		4939	4943	4947	4951
Interest from Bonds/Funds, Joint, (\$)4 Mo	SC4412	5226				
Interest from Bonds/Funds, Own (\$) 4 Mo.	SC4420	5233				
Interest from Bonds/Funds: Imp. Flags	G2-IMP05:08	5325				
Interest from Bonds/Funds: Imp.fr.Act.Bal	JCALC104	4975				
Interest from Bonds/Funds: Imp.fr.Act.Bal	OCALC104	4976				
Interest from Sav.: Imput. from Act.Bal.	JCALC100	4933				
Interest from Sav.: Imput. from Act.Bal.	OCALC100	4934				
Interest from Savings in Own Name (\$)	OINT100*		4917	4921	4925	4929
Interest from Savings in Own Name(\$)4 Mo	SC4320	5214				
Interest from Savings, Imputation Flags	G2-IMP02:04	5322				
Interest from Savings, Joint (\$)	JINT100*		4897	4901	4905	4909
Interest from Savings, Joint (\$) - 4 Mo.	SC4312	5207				
Interest--See also Mortgage Interest						
Interest-Earning Assets, Other, Ownership	ASSETSUM	2463				
Interest-Earning Checking Accounts	SC4306	5204				
Interview Status: by Month	PP-MIS-*	2011	2007	2008	2009	2010
Interview Status: Coverage	H*-0010:24		148	424	660	916
Interview Status: Monthly	H*-MIS	1074	62	318	574	830
Interview Status: Number of Phone Calls	U*TOTPHN		143	399	655	911
Interview Status: Number of Visits	U*TOTVST		141	397	653	909
Interview Status: Person Number of Proxy	IT73	2669				
Interview Status: Phone Interview	IT12	2686				
Interview Status: Previous Wave	H*-INT1		63	319	575	831



INDEX TO SIPP WAVE 2 RECTANGULAR FILE

REFERENCE	MNEMONIC	INTV LOCA TION	MO 1 LOCA TION	MO 2 LOCA TION	MO 3 LOCA TION	MO 4 LOCA TION
Interview Status: Reason for Noninterv.	H*ITM36B		132	388	644	900
Interview Status: Self or Proxy	IT7A	2668				
Interview Status: Self, Proxy or Refusal	PP-INTW	2006				
Interview Status: Type 2	IT7C	2672				
Interview Time in Minutes	IT9B	2677				
Interviewer Code	H*-INTCD		115	371	627	883
Investments, Other, Ownership	ASSETSUM	2468				
Investments—See Assets						
ITPA/CETA Training Allowance	SC1674	3112				
Kitchen Facilities	H*-KTCHN		100	356	612	868
Kitchen Facilities, Unedited	U*-KTCHN		121	377	633	889
Legal Form of Organization	SE12220:22	3455				
Legal Form of Organization	SE22220:22	3561				
Legal Form of Organization, Imput. Flag	SE1IMP05:06	3510				
Legal Form of Organization, Imput. Flag	SE2IMP05:06	3616				
Life Insurance—See Insurance Income						
Loan, Student	SC1676:78	3113				
Local Government Pension—See Pension						
Looking for Work or Layoff	SC1002	2696				
Looking for Work or Layoff	SC1176	2784				
Looking for Work or Layoff, Imput. Flag	PP-IMP01:02	3149				
Looking for Work or Layoff, Imput. Flag	PP-IMP17:18	3165				
Looking for Work or Layoff, Spec. Weeks	SC1004:40	2697				
Looking for Work or Layoff, Spec. Weeks	SC1178:1214	2785				
Low Income Cutoff (Annual \$)	H*-POVS		173	429	685	941
Low Income Cutoff (Annual \$)	F*-POVS		1127	1241	1355	1469
Low Income Cutoff (Annual \$)	S*-POVS		1583	1697	1811	1925
Lump Sum Payments (\$)	I52AMT*		4725	4730	4735	4740
Lump Sum Payments, Imputation Flags	I52IMP31:04		4745	4746	4747	4748
Lump Sum Payments, Reciprocity	RECIPSUM	2432				
Lump Sum Payments, Reciprocity	I52REC*		4721	4722	4723	4724
Marital History	SC1418	2928				
Marital History, Imputation Flag	PP-IMP43	3191				
Marital Status	MS-*	2101	2097	2098	2099	2100
Marital Status	SC1414	2926				
Marital Status, Preedited	U-MS	2187				
Marital Status, Previous Wave	IW-MS	2070				
Means-Tested Benefits, Receipt of	H*-MEANS		170	426	682	938
Means-Tested Cash Benefits, Receipt of	H*-CASH		171	427	683	939
Means-Tested Cash Transfer Inc of Fam(\$)	F*-TRAN		1155	1269	1383	1497
Means-Tested Cash Transfer Inc of HH (\$)	H*-TRAN		201	457	713	969
Means-Tested Cash Transfer Inc of Sub(\$)	S*-TRAN		1611	1725	1839	1953
Means-Tested Cash Transfer Income (\$)	PP-TRAN*		2325	2332	2339	2346
Means-Tested Noncash Benefits, Rec. of	H*NCASHB		172	428	684	940
Means-Tested Noncash Income (\$)	H*NONCSH		215	471	727	983
Medicaid	SC1502:36	2969				
Medicaid Coverage	MEDICAID	2547				
Medicaid Coverage	CAIDCOV*		2548	2549	2550	2551
Medicaid Coverage,	SC1504	2970				
Medicaid Coverage, Imputation Flags	PP-IMP97	3234				



INDEX TO SIPP WAVE 2 RECTANGULAR FILE

REFERENCE	MNEMONIC	INTV LOCA TION	MO 1 LOCA TION	MO 2 LOCA TION	MO 3 LOCA TION	MO 4 LOCA TION
Medicaid, Imputation Flag	PP-IMP53:57	3201				
Medicaid, Months Covered	SC1528:36		2994	2993	2992	2991
Medicaid, Months Covered, Input. Flag	PP-IMP56:57	3204				
Medicaid, Person #'s of Covered Children	SC1510:28	2972				
Medicare Claim # (last 2 digits)	SC1466	2950				
Medicare Coverage	CARECOV*		2543	2544	2545	2546
Medicare Coverage Type	SC1468:72	2952				
Medicare Coverage, Imputation Flags	PP-IMP48:49	3196				
Metropolitan Statistical Area (Selected)	H*-MSA		95	351	607	863
Metropolitan Subsample	H*-METRO		94	350	606	862
Military Pension--See also Pension						
Military Retire. Pay, New Since Last Wave	SC1310	2872				
Military Retirement Pay	SC1370	2905				
Military Retirement Pay for Disability	SC1402	2920				
Military Retirement Pay for Widow	SC1438	2937				
Military Service, Previous--See Veteran						
Military Service--See Armed Forces Status						
Money Market Deposit Accounts, Own. (New)	SC1628	3090				
Money Market Deposit Accounts, Ownership	ASSETSUM	2457				
Money Market Deposit Accounts, Ownership	SC4302	5202				
Money Market Funds, Ownership	ASSETSUM	2460				
Money Market Funds, Ownership	SC4400	5220				
Money Market Funds, Ownership (New)	SC1636	3093				
Month Job Ended	WS1-2020	3286				
Month Job Ended	WS2-2020	3371				
Month Job Started	WS1-2016	3282				
Month Job Started	WS2-2016	3367				
Month of Birth, Preedited	U-BRTHMN	2178				
Month of Interview	H*ITM38B		139	395	651	907
Month of Interview, Unedited	ITBMTM	2673				
Month of Reference, Calendar	H*-MONTH		45	301	557	813
Month of Reference, Calendar	F*-MONTH		1093	1207	1321	1435
Month of Reference, Calendar	S*-MONTH		1549	1663	1777	1891
Month of Visit	U*ITM38B		139	395	651	907
Month Person Entered this Address	U-MONENT	2168				
Month Person Left this Address	U-MONLFT	2166				
Month-to-Month Change in Family Compos.	FCHANGE*		2225	2226	2227	2228
Month-to-Month Change in HH Composition	HCHANGE*	2224	2220	2221	2222	2223
Month-to-Month Change in Subfamily Comp.	SCHANGE*		2229	2230	2231	2232
Monthly Earnings Before Deductions (\$)	WS1-2032:38		3313	3308	3303	3298
Monthly Earnings Before Deductions (\$)	WS2-2032:38		3398	3393	3388	3383
Monthly Earnings, Imputation Flag	WS1CAL01:04		3326	3327	3328	3329
Monthly Earnings, Imputation Flag	WS2CAL01:04		3411	3412	3413	3414
Monthly Health Insurance Coverage	SC1540:46		3001	3000	2999	2998
Monthly Health Insurance, Input. Flag	PP-IMP60	3238				
Monthly Income of Business (\$)	SE12238:44		3485	3480	3475	3470
Monthly Income of Business (\$)	SE22238:44		3591	3586	3581	3576
Monthly Income of Business (\$), Imp Flag	SE1CAL01:04		3517	3518	3519	3520
Monthly Income of Business (\$), Imp Flag	SE2CAL01:04		3623	3624	3625	3626
Monthly Medicaid Coverage	SC1528:36		2994	2993	2992	2991



INDEX TO SIPP WAVE 2 RECTANGULAR FILE

REFERENCE	MNEMONIC	INTV LOCA TION	MO 1 LOCA TION	MO 2 LOCA TION	MO 3 LOCA TION	MO 4 LOCA TION
Monthly Medicaid Coverage, Imput. Flag	PP-IMP56:57	3204				
Mortgage Interest Earned, Imput. Flag	G2-IMP24:26	5344				
Mortgage Interest Earned, Joint (\$)	JMAM130*		5137	5141	5145	5149
Mortgage Interest Earned, Joint (\$) 4 Mo	SC4712	5303				
Mortgage Interest Earned, Own (\$)	OMAM130*		5161	5165	5169	5173
Mortgage Interest Earned, Own (\$) 4 Mo.	SC4716	5309				
Mortgage Interest Received, Joint	JMORTYN*		5133	5134	5135	5136
Mortgage Interest Received, Own Name	OMORTYN*		5157	5158	5159	5160
Mortgage Interest, Imputation Flags	G2-IMP23:26	5343				
Mortgages	SC4700	5297				
Mortgages Hold, In Own Name	OMTGNYN*		5153	5154	5155	5156
Mortgages Hold, Joint	JMTGNYN*		5129	5130	5131	5132
Mortgages, Ownership	ASSETSUM	2466				
Mortgages, Ownership-New Since Last Wave	SC1642	3096				
Movers: Day Entered this Address	U-DAYENT	2298				
Movers: Day Left this Address	U-DAYLEFT	2170				
Movers: Did All Household Members Move?	H*-0018		152	408	664	920
Movers: Month Entered this Address	U-MONENT	2168				
Movers: Month Left this Address	U-MONLEFT	2166				
Movers: New Household Members	H*-0020		153	409	665	921
Movers: Reason for Joining New Household	U-REAGENT	2164				
Movers: Reason for Leaving Household	U-REALEFT	2162				
MSA/QMSA Code (Selected)	H*-MSA		95	351	607	863
Municipal or Corporate Bonds, Ownership	ASSETSUM	2462				
National Guard or Reserve Pay (\$)	I54AMT*		4731	4786	4791	4796
National Guard or Reserve Pay, Imp Flags	I54IMP01:34		4801	4802	4803	4804
National Guard or Reserve Pay, Recip	I54REC*		4777	4778	4779	4780
National Guard or Reserve Pay, Recip.	RECIPSUM	2434				
Net Profit of Business (Over 4 Mo.) (\$)	SE12256	3495				
Net Profit of Business (Over 4 Mo.) (\$)	SE22256	3601				
Net Profit of Business, Imputation Flag	SE1IMP10	3515				
Net Profit of Business, Imputation Flag	SE2IMP10	3621				
New Persons in Sample: Imputation Flags	PP-IMP84	3221				
New Persons in Sample: Prev. HHI Size	SC0906:08	2691				
New Persons in Sample: Prev. Residence	SC0902:12	2689				
New Persons in Sample: Prev. Relationship	SC0910:12	2693				
Noncash Benefits, Receipt of	H*NCASHB		172	428	684	940
Noncash Income of Household (\$)	H*NONCSH		215	471	727	983
NOW Accounts, Ownership	ASSETSUM	2459				
Occupation	WS1-0CC	3245				
Occupation	WS2-0CC	3330				
Occupation	SE10CC	3415				
Occupation	SE20CC	3521				
Occupation, Imputation Flag	WS1IMP01	3320				
Occupation, Imputation Flag	WS2IMP01	3405				
Occupation, Imputation Flag	SE1IMP01	3506				
Occupation, Imputation Flag	SE2IMP01	3612				
Own Children in Family, Number	F*OWNKID		1111	1225	1339	1453
Own Children in Subfamily, Number	S*OWNKID		1567	1681	1795	1909
Own Children Under 18 in Family, Number	F*OKLT10		1113	1227	1341	1455



INDEX TO SIPP WAVE 2 RECTANGULAR FILE

REFERENCE	MNEMONIC	INTV LOCA TION	MO 1 LOCA TION	MO 2 LOCA TION	MO 3 LOCA TION	MO 4 LOCA TION
Own Children Under 18 in Subfam., Number Panel	S*OKLTP18 H*-SAMPL		1569 112	1693 368	1797 624	1911 880
Parent Person Number	PNPT-*	2145	2133	2136	2139	2142
Parent Person Number, Previous Wave	PW-PNPT	2074				
Part Time Work	SC1234:38	2815				
Part Time Work, Imputation Flag	PP-IMP26:28	3174				
Partners in Business, Person Numbers	SE12224:30	3457				
Partners in Business, Person Numbers	SE22224:30	3563				
Paycheck Frequency	WS1-2030	3292				
Paycheck Frequency	WS2-2030	3377				
Paycheck Frequency, Imputation Flag	WS1IMP06	3320				
Paycheck Frequency, Imputation Flag	WS2IMP06	3405				
Pell Grant	SC1664	3107				
Pension (Disability)	SC1398:1410	2918				
Pension (Retirement)	SC1366:78	2903				
Pension (Retirement), Imputation Flag	PP-IMP37	3185				
Pension for Widow	SC1434:44	2935				
Pension for Widow, Imputation Flag	PP-IMP46	3194				
Pension from Company or Union (\$)	I30AMT*		4417	4422	4427	4432
Pension from Company or Union (Disabil.)	SC1398	2918				
Pension from Company or Union for Widow	SC1434	2935				
Pension from Company or Union, Imp Flags	I30IMP01:04		4437	4438	4439	4440
Pension from Company or Union, Recip	RECIPSUM	2410				
Pension from Company or Union, Recip	I30REC*		4413	4414	4415	4416
Pension, Federal Civilian (\$)	I31AMT*		4445	4450	4455	4460
Pension, Federal Civilian, Imp Flags	I31IMP01:04		4465	4466	4467	4468
Pension, Federal Civilian, Reciprocity	RECIPSUM	2411				
Pension, Federal Civilian, Reciprocity	I31REC*		4441	4442	4443	4444
Pension, Local Government	SC1376	2907				
Pension, Local Government (\$)	I35AMT*		4529	4534	4539	4544
Pension, Local Government, (Disability)	SC1408	2922				
Pension, Local Government, for Widow	SC1444	2939				
Pension, Local Government, Imp Flags	I35IMP01:04		4549	4550	4551	4552
Pension, Local Government, Reciprocity	RECIPSUM	2415				
Pension, Local Government, Reciprocity	I35REC*		4525	4526	4527	4528
Pension, Military Retirement (\$)	I32AMT*		4473	4478	4483	4488
Pension, Military Retirement, Imp Flags	I32IMP01:04		4493	4494	4495	4496
Pension, Military Retirement, Recip.	RECIPSUM	2412				
Pension, Military Retirement, Reciprocity	I32REC*		4469	4470	4471	4472
Pension, New Since Last Wave	SC1306:16	2870				
Pension, State Government	SC1374	2906				
Pension, State Government (\$)	I34AMT*		4501	4506	4511	4516
Pension, State Government, (Disability)	SC1406	2921				
Pension, State Government, for Widow	SC1442	2938				
Pension, State Government, Imputation Fl	I34IMP01:04		4521	4522	4523	4524
Pension, State Government, Reciprocity	RECIPSUM	2414				
Pension, State Government, Reciprocity	I34REC*		4497	4498	4499	4500
Pensions or Annuities for Widow	SC1426:52	2932				
Pensions or Annuities for Widow, Imp Flg	PP-IMP45	3193				
Person # of Family Reference Person	F*REFPBR		1227	1341	1455	1569



INDEX TO SIPP WAVE 2 RECTANGULAR FILE

REFERENCE	MNEEMONIC	INTV LOCA TION	MO 1 LOCA TION	MO 2 LOCA TION	MO 3 LOCA TION	MO 4 LOCA TION
Person # of Guardian, Preedited	U-PNGD	2191				
Person # of Household Reference Person	H*REFPER	1067	55	311	567	823
Person # of Parent	PNPT-*	2145	2133	2136	2139	2142
Person # of Parent, Preedited	U-PNPT	2184				
Person # of Proxy	IT7B	2669				
Person # of Respondent	U*CCRSPP		145	401	657	913
Person # of Spouse	PNSP-*	2130	2118	2121	2124	2127
Person # of Spouse of Reference Person	P*SPOUSE		1104	1218	1332	1446
Person # of Spouse of Reference Person	S*SPOUSE		1560	1674	1788	1902
Person # of Spouse, Preedited	U-PNSP	2188				
Person # of Subfamily Reference Person	S*REFPER		1555	1669	1783	1897
Person # of this Person, Edited	PP-PNUM	2014				
Person # of this Person, Preedited	U-PNUM	2157				
Person # of this Person, Previous	SC0066	2217				
Person #'s: Business Partners in HH	SE12224:30	3457				
Person #'s: Business Partners in HH	SE22224:30	3563				
Person #'s: Covered by AFDC	AFDC3034:54	4078				
Person #'s: Covered by Food Stamps	FS3100:20	4322				
Person #'s: Covered by Foster Child Pmts	FCC3034:54	4196				
Person #'s: Covered by Gen. Assistance	GA3034:54	4137				
Person #'s: Covered by Health Insurance	SC1554:86	3005				
Person #'s: Covered by Medicaid (Children)	SCI510:20	2972				
Person #'s: Covered by Other Welfare	OW3034:54	4255				
Person #'s: Covered by Railroad Retire.	RR3086:98	3765				
Person #'s: Covered by Soc Sec (Children)	SS3086:98	3602				
Person #'s: Covered by Veterans Payments	VET3034:54	3929				
Persons in Family	F*NUMBER		1097	1211	1325	1439
Persons in Household	H*-NP	1200	60	316	572	928
Persons in Household (Noninterview)	H*-SIZE		110	366	622	878
Persons in Household (Noninterview)	U*-SIZE		136	392	648	904
Persons in Subfamily	S*NUMBER		1553	1667	1781	1895
Poverty Threshold (Annual \$)	H*-POVS		173	429	685	941
Poverty Threshold (Annual \$)	F*-POVS		1127	1241	1355	1469
Poverty Threshold (Annual \$)	S*-POVS		1583	1697	1811	1925
Preinterview Time for Transcrip.-Minutes	IT11B	2683				
Previous Entry Address ID (Rare)	SC0064	2215				
Previous Person Number (Rare)	SC0066	2217				
Previous Rotation Group (Rare)	PREV-ROT	2214				
Previous Sample Unit ID (Rare)	PREV-ID	2205				
Previous Wave Address ID	PW-ADDID	2067				
Previous Wave Child/Adult Status	PW-POPST	2077				
Previous Wave Interview Status	H*-INT1		63	319	575	831
Previous Wave Interview Status	PW-INT1W	2079				
Previous Wave Marital Status	PW-MS	2070				
Previous Wave Person Number of Parent	PW-PNPT	2074				
Previous Wave Person Number of Spouse	PW-PNSP	2071				
Previous Wave Relation. to Ref. Person	PW-RRP	2069				
Previous Wave, Entry Since, Reason	U-REABNT	2164				
Previous Wave, Exit Since, Reason	U-REALPT	2162				
Previous Wave, in SIPP Universe	PW-ADDLT	2078				



INDEX TO SIPP WAVE 2 RECTANGULAR FILE

REFERENCE	MNEMONIC	INTV LOCA TION	MO 1 LOCA TION	MO 2 LOCA TION	MO 3 LOCA TION	MO 4 LOCA TION
Property Income of Family (\$)	F*-PROP		1147	1261	1375	1489
Property Income of Household (\$)	H*-PROP		193	449	705	961
Property Income of Subfamily (\$)	S*-PROP		1603	1717	1831	1945
Property Income, Total (\$)	PP-PROP*		2293	2301	2309	2317
Proxy Interview	PP-INTVW	2006				
Proxy, Unedited Person Number of	IT7B	2669				
PSU, Segment & Serial #s (Scrambled)	SU-ID	6				
Public Housing, Residence In	H*-PUBHS		106	362	618	874
Public Housing, Residence In, Unedited	U*-PUBHS		127	383	639	895
Race	RACE	2096				
Race of Reference Person (Noninterview)	H*-RACE		108	364	620	876
Race of Reference Person (Noninterview)	U*-RACE		134	390	646	902
Race, Preedited	U-RACE	2195				
Railroad Retirement (Disability)	SC1390	2915				
Railroad Retirement (for Widow)	SC1428	2933				
Railroad Retirement (Retirement)	SC1364	2902				
Railroad Retirement Coverage	RAILRD*		2664	2665	2666	2667
Railroad Retirement for Child, Imp. Flag	I02IMP06:09		3789	3790	3791	3792
Railroad Retirement for Whom, Imp. Flag	I02IMP05	3788				
Railroad Retirement Imputation Flags	I02IMP01:04		3784	3785	3786	3787
Railroad Retirement Income (\$)	I02AMT*		3714	3719	3724	3729
Railroad Retirement Income for Child (\$)	KDRRAMT*		3738	3742	3746	3753
Railroad Retirement, New Since Last Wave	SC1298	2867				
Railroad Retirement, Recip. for Children	RR3068	3764				
Railroad Retirement, Recipiency	RDCIPSUM	2382				
Railroad Retirement, Recipiency	I02REC*		3710	3711	3712	3713
Railroad Retirement, Recipiency for Whom	RR3006:12	3756				
Railroad Retirement, Recipiency Type	RRRECIND	3754				
Railroad Retirement, Type of Check	SS3064:66	3760				
Reason Could Not Take a Job	SC1042:44	2716				
Reason Could Not Take a Job	SC1218	2805				
Reason Could Not Take a Job, Input. Flag	PP-IMP04	3152				
Reason Could Not Take a Job, Input. Flag	PP-IMP20	3168				
Reason for Absence from Job	SC1098	2745				
Reason for Absence from Job	SC1174	2783				
Reason for Absence from Job, Input. Flag	PP-IMP12	3160				
Reason for Absence from Job, Input. Flag	PP-IMP16	3164				
Reason for Entering New Address	U-REAGENT	2164				
Reason for Getting Social Security	SC1346:48	2892				
Reason for Leaving Previous Wave Address	U-REALFT	2162				
Reason for Not Looking for Work	SC1054	2722				
Reason for Not Looking for Work	SC1228	2810				
Reason for Not Looking for Work, Imp Flg	PP-IMP08	3156				
Reason for Not Looking for Work, Imp Flg	PP-IMP24	3172				
Reason for Part-Time Work	SC1238	2818				
Reason for Part-Time Work, Input. Flag	PP-IMP28	3176				
Receipt of Cash Benefits	H*-CASH		171	427	683	939
Receipt of Means-Tested Benefits	H*-MEANS		170	426	682	938
Receipt of Noncash Benefits	H*NCASHB		172	428	684	940
Record Sequence within Sample Unit	PP-RCSEQ	2003				

INDEX TO SIPP WAVE 2 RECTANGULAR FILE

REFERENCE	MNEMONIC	INIV LOCA TION	MO 1 LOCA TION	MO 2 LOCA TION	MO 3 LOCA TION	MO 4 LOCA TION
Reduction Group Code	SU-RGC	48				
Reference Person, Person #	H*REFPER	1067	55	311	567	823
Relationship to Ref. Person, Prev. Wave	FW-RRP	2069				
Relationship to Reference Person	RRP-*	2084	2080	2081	2082	2083
Relationship to Reference Person, Preedit	U-RRP	2160				
Relationship to Sub/Secondary Fam. Ref.	FAMREL-*	2111	2107	2108	2109	2110
Relationship, Previous (New Persons)	SC0910:12	2693				
Relatives or Friends, Money from (\$)	I51AMT*		4697	4702	4707	4712
Relatives or Friends, Money from, Imp Fl	I51IMP01:04		4717	4718	4719	4720
Relatives or Friends, Money from, Recip.	RECIPSUM	2431				
Relatives or Friends, Money from, Recip.	I51REC*		4693	4694	4695	4696
Rent-Government Assistance	H*-LORNT		107	363	619	875
Rent-Government Assistance, Unedited	U*-LORNT		129	385	641	897
Rental Income Received in Own Name	O120YN-*		5081	5082	5083	5084
Rental Income Received, Joint	J120YN-*		5057	5058	5059	5060
Rental Income Received, Joint with Other	OJ120YN*		5105	5106	5107	5108
Rental Income, Amt.Cleared with Other (\$)	OJRT120*		5109	5114	5119	5124
Rental Income, Amt.Cleared with Other (\$)	SC4620	5291				
Rental Income, Amt.Cleared, Joint (\$)	JRNT120*		5061	5066	5071	5076
Rental Income, Amt.Cleared, Joint (\$) 4 Mo	SC4606	5272				
Rental Income, Amt.Cleared, Own (\$) 4 Mo	SC4614	5284				
Rental Income, Amt.Cleared, Own Name (\$)	ORNT120*		5085	5090	5095	5100
Rental Income, Gross, Imputation Flags	G2-IMP16:22	5336				
Rental Income, Gross, in Own Name (\$) 4 Mo	SC4612	5279				
Rental Income, Gross, Joint (\$) 4 Mo.	SC4604	5267				
Rental Income, Imputation Flags	G2-IMP15:22	5335				
Rental Property, Ownership	ASSETSUM	2465				
Rental Property, Ownership (New)	SC1650	3100				
Retirement	SC1360	2900				
Retirement Income Types	SC1360:80	2900				
Retirement Income Types, Imputation Flag	PP-IMP35:37	3183				
Retirement, et al, Other Payments (\$)	I38AMT*		4613	4618	4623	4628
Retirement, et al, Other Payments, Recip	RECIPSUM	2418				
Retirement, et al, Other Payments, Recip	I38REC*		4609	4610	4611	4612
Retirement, et al, Other Pmts, Imp Flags	I38IMP01:04		4633	4634	4635	4636
Retirement, Imputation Flag	PP-IMP35	3183				
Roomers or Boarders, Income from (\$)	I53AMT*		4753	4758	4763	4768
Roomers or Boarders, Income from, Imp Fl	I53IMP01:04		4773	4684	4775	4776
Roomers or Boarders, Income from, Recip	I53REC*		4749	4753	4751	4752
Roomers or Boarders, Income from, Recip.	RECIPSUM	2433				
Rotation Group	SU-ROT	15				
Rotation Group, Previous (Rare)	PREVROT	2214				
Royalties	SC4702	5298				
Royalties or Other Invest. Income (\$) 4 Mo	SC4720	5315				
Royalties or Other Investment Income	O4050YN*		5177	5178	5179	5180
Royalties or Other Investment Income (\$)	RAM4050*		5181	5186	5191	5196
Royalties or Other Investment, Imp Flag	G2-IMP27	5347				
Royalties, Ownership	ASSETSUM	2467				
Royalties, Ownership (New)	SC1652	3101				
Salary—See Earnings						



INDEX TO SLIP WAVE 2 RECTANGULAR FILE

REFERENCE	MNEMONIC	INTV LOCA TION	MO 1 LOCA TION	MO 2 LOCA TION	MO 3 LOCA TION	MO 4 LOCA TION
Sample Unit Identification No., Previous	PREV-ID	2205				
Sample Unit Identification Number	SU-ID	6				
Savings Accounts, in Own Name	O100YN-*		4913	4914	4915	4916
Savings Accounts, Joint	J100YN-*		4893	4894	4895	4896
Savings Accounts, Ownership	ASSETSUM	2456				
Savings Accounts, Ownership (New)	SC1626:30	3089				
Savings Accounts, Regular/Passbook	SC4300	5201				
Scholarship, Fellowship or Grant, ex.VA	SC1670	3112				
School Breakfast	H*-BREAK		259	515	771	1027
School Breakfast	H*-4840:46		279	535	791	1047
School Breakfast, Imputation Flag	H*-IMP17:20		295	551	807	1053
School Lunches	H*-LUNCH		258	514	770	1026
School Lunches	H*-4828:38		271	527	783	1039
School Lunches, Imputation Flag	H*-IMP11:16		289	545	801	1057
Secondary Family: Family Number	FAMNUM-*	2116	2112	2113	2114	2115
Secondary Family: Relationship	FAMREL-*	2111	2107	2108	2109	2110
Securities, U.S. Government, Own. (New)	SC1638	3094				
Securities, U.S. Government, Ownership	ASSETSUM	2461				
Segment Type	H*-SEG		114	370	626	882
Self Empl: Total Inc. for Bus. by Mo. (\$)	SE12238:44	3469				
Self Empl: Total Inc. for Bus. by Mo. (\$)	SE22238:44	3575				
Self Empl: Total Inc. for Bus., Imp Flag	SE1CAL01:04		3517	3518	3519	3520
Self Empl: Total Inc. for Bus., Imp Flag	SE2CAL01:04		3623	3624	3625	3626
Self-Employment Businesses, # in Samp.Un	SU-TOTSE	34				
Self-Employment Income (\$)	SE1AMT*		3429	3434	3439	3444
Self-Employment Income (\$)	SE2AMT*		3535	3540	3545	3550
Self-Employment Income, Reciprocity	SE1REC*		3425	3426	3427	3428
Self-Employment Income, Reciprocity	SE2REC*		3531	3532	3533	3534
Sequence Number of Sample Unit	SUSEQNUM	1				
Sex	SEX	2095				
Sex of Family Householder	F*-KIND		1110	1224	1338	1452
Sex of Reference Person (Noninterview)	H*-SEX		109	365	621	877
Sex of Reference Person (Noninterview)	U*-SEX		135	391	647	903
Sex of Subfamily Householder	S*-KIND		1566	1680	1794	1908
Sex, Preeditd	U-SEX	2194				
Sick Pay (\$)	I12AMT*		3998	4003	4008	4013
Sick Pay, Imputation Flags	I12IMP01:04		4018	4019	4020	4021
Sick Pay, Reciprocity	RECLPNUM	2392				
Sick Pay, Reciprocity	I12REC*		3994	3995	3996	3997
Size of Family	F*NUMPER		1097	1211	1325	1439
Size of Household	H*-NP	1200	60	316	572	828
Size of Household (Noninterview)	H*-SIZE		110	366	622	878
Size of Household (Noninterview)	U*-SIZE		136	392	648	904
Size of Subfamily	S*NUMPER		1553	1667	1781	1895
Social Security Coverage	SOCSEC*		2660	2661	2662	2663
Social Security Income (\$)	I01AMT*		3631	3636	3641	3646
Social Security Income for Ch, Imp. Flag	I01IMP06:09		3706	3707	3708	3709
Social Security Income for Children (\$)	K05SAMT*		3655	3659	3663	3667
Social Security Income of Family (\$)	F*SOCSEC		1169	1283	1397	1511
Social Security Income of Household (\$)	H*SOCSEC		221	477	733	989

INDEX TO SIPP WAVE 2 RECTANGULAR FILE

REFERENCE	MNEMONIC	INTV	MO 1	MO 2	MO 3	MO 4
		LOCA TION	LOCA TION	LOCA TION	LOCA TION	LOCA TION
Social Security Income of Subfamily (\$)	S*SOCSEC		1625	1739	1853	1967
Social Security Payments, Imput. Flag	PP-IMP32	3180				
Social Security Payments, Reason	SC1346:48	2892				
Social Security Payments, Receipt	SC1342	2890				
Social Security Pmts for Child, Imp Ply	PP-IMP33	3181				
Social Security Pmts for Children, Recip	SC1352	2897				
Social Security Pmts, New Since Last Wave	SC1286	2860				
Social Security Recip for Whom, Imp Flag	I01IMP05	3705				
Social Security Reciprocity	RECIPSUM	2381				
Social Security Reciprocity	I01REC*		3627	3628	3629	3630
Social Security Reciprocity for Children	SS3068	3681				
Social Security Reciprocity for Children	KIDSSYN*		3734	3735	3736	3737
Social Security Reciprocity for Whom	SS3006:12	3673				
Social Security Reciprocity Type	SSRECTND	3671				
Social Security, Imputation Flag	I01IMP01:04		3701	3702	3703	3704
Social Security, Type of Check	SS3064:66	3677				
Spouse Person Number	PNSP*	2130	2118	2121	2124	2127
Spouse Person Number, Preeditd	U-PNSP	2188				
Spouse Person Number, Previous Wave	PW-PNSP	2071				
SSI (\$)	I03AMT*		3797	3802	3807	3812
SSI Imputation Flags	I03IMP01:04		3817	3818	3819	3820
SSI Income of Family (\$)	F*-SSI	1175	1289	1403	1517	
SSI Income of Household (\$)	H*-SSI	227	483	739	995	
SSI Income of Subfamily (\$)	S*-SSI	1631	1745	1859	1973	
SSI, Reciprocity	RECIPSUM	2383				
SSI, Reciprocity	SC1354	2898				
SSI, Reciprocity	T03REC*		3793	3794	3795	3796
SSI, Reciprocity, Imputation Flag	PP-IMP34	3182				
SSI, Reciprocity, New Since Last Wave	SC1288	2861				
State Government Pension—See Pension						
State of Residence	H*-STATE		92	348	604	860
State of Sample Unit at Inception	SU-STATE	38				
State Unemployment Comp—See Unemp Comp						
Stock Dividend Checks	SC4500	5239				
Stock Dividend Checks in Own Name	O110RYN*		4997	4998	4999	5000
Stock Dividend Checks, Imputation Flags	G2-IMP09:11	5329				
Stock Dividend Checks, Joint	J110RYN*		4977	4978	4979	4980
Stock Dividends Received in Own Name (\$)	ODIR110*		5001	5005	5009	5013
Stock Dividends Received, Imput. Flag	G2-IMP10	5330				
Stock Dividends Received, Joint	SC4504	5241				
Stock Dividends Received, Joint (\$)	JDIR110*		4981	4985	4989	4993
Stock Dividends Received, Own (\$) 4 Mo.	SC4508	5247				
Stock Dividends Reinvested	SC4512	5253				
Stock Dividends Reinvested, Imput. Flag	G2-IMP12:14	5332				
Stock Dividends Reinvested, Joint	J110CYN*		5017	5018	5019	5020
Stock Dividends Reinvested, Joint (\$)	JDIC110*		5021	5025	5029	5033
Stock Dividends Reinvested, Joint (\$) 4 Mo	SC4516	5255				
Stock Dividends Reinvested, Own (\$) 4 Mo	SC4518	5260				
Stock Dividends Reinvested, Own Name	O110CYN*		5037	5038	5039	5040
Stock Dividends Reinvested, Own Name (\$)	ODIC110*		5041	5045	5049	5053



INDEX TO SIPP WAVE 2 RECTANGULAR FILE

REFERENCE	MNEMONIC	INTV LOCA TION	MO 1 LOCA TION	MO 2 LOCA TION	MO 3 LOCA TION	MO 4 LOCA TION
Stocks or Mutual Funds, Ownership	ASSETSUM	2464				
Stocks or Mutual Funds, Ownership (New)	SC1648	3099				
Stratum Code for Variance Estimation	H*-STRAT		90	346	602	858
Student Aid	SC1660:78	3105				
Student Aid, Amount Per Term	SC1684:92	3122				
Student Aid, Amount Per Term, Imp Flag	PP-IMP80:82	3217				
Student Aid, Imputation Flag	PP-IMP76:77	3213				
Student Loan, Guaranteed	SC1676	3113				
Student Loan, National Direct	SC1678	3114				
Subfamilies, Number in Household	H*-SSCNT		53	309	565	821
Subfamily Compos. Change, Month-to-Month	SCHANGE*		2229	2230	2231	2232
Subfamily Food Stamps (\$)	S*-FDSTP		1655	1769	1883	1997
Subfamily Income, APTC (\$)	S*-APDC		1649	1763	1877	1991
Subfamily Income, Earnings (\$)	S*-EARN		1596	1710	1824	1938
Subfamily Income, Federal SSI (\$)	S*-SSI		1631	1745	1859	1973
Subfamily Income, Means-Tested Cash (\$)	S*-TRAN		1611	1725	1839	1953
Subfamily Income, Other (\$)	S*-OTHER		1618	1732	1846	1960
Subfamily Income, Property (\$)	S*-PROP		1603	1717	1831	1945
Subfamily Income, Social Security (\$)	S*SOCSEC		1625	1739	1853	1967
Subfamily Income, Total (\$)	S*TOTINC		1588	1702	1816	1930
Subfamily Income, Unemployment (\$)	S*-UNEMP		1637	1751	1865	1979
Subfamily Income, Veterans Payments (\$)	S*-VETS		1643	1757	1871	1985
Subfamily Membership	FAMTYP*	2106	2102	2103	2104	2105
Subfamily Reference Person, Person #	S*REFPER		1555	1669	1783	1897
Subfamily Relationship	FAMREL*	2111	2107	2108	2109	2110
Subfamily Sequence Number	S*-NUMBER		1547	1661	1775	1889
Subfamily Size	S*NUMBER		1553	1667	1781	1895
Subfamily Type: Sex of Householder	S*-KIND		1566	1680	1794	1908
Subfamily: Family Number	FAMNUM*	2116	2112	2113	2114	2115
Subsidized Housing	H*-LORNT		107	363	619	875
Supplemental Educ. Opportunity Grant	SC1666	3108				
Supplemental Security Income--See SSI						
Tenure	H*-TENUR		105	361	617	873
Tenure, Unedited	U*-TENUR		126	382	638	894
Transfer Income of Family (\$)	F*-TRAN		1155	1269	1383	1497
Transfer Income of Household (\$)	H*-TRAN		201	457	713	969
Transfer Income of Subfamily (\$)	S*-TRAN		1611	1725	1839	1953
Transfer Income, Means-tested Total (\$)	PP-TRAN*		2325	2332	2339	2346
Tuition and Fees (\$)	SC1682	3116				
Tuition and Fees (\$), Imputation Flag	PP-IMP79	3216				
Type of Housing Unit	H*-LVQTR	1075	101	357	613	869
U.S. Government Securities, Ownership	ASSETSUM	2461				
Unemployment Benefits, Supplemental	SC1242	2821				
Unemployment Benefits, Supplemental (\$)	I06AMT*		3853	3858	3863	3868
Unemployment Benefits, Supplemental Rec	RECIPSUM	2386				
Unemployment Benefits, Supplemental, Imp	I06IMP01:04		3873	3874	3875	3876
Unemployment Benefits, Supplemental, Rec	I06REC*		3849	3850	3851	3852
Unemployment Compensation, Other (\$)	I07AMT*		3881	3886	3891	3896
Unemployment Compensation, Other, Imp Fl	I07IMP01:04		3901	3902	3903	3904
Unemployment Compensation, Other, Recip	RECIPSUM	2387				



INDEX TO SIPP WAVE 2 RECTANGULAR FILE

REFERENCE	MNEMONIC	INTV LOCA TION	MO 1 LOCA TION	MO 2 LOCA TION	MO 3 LOCA TION	MO 4 LOCA TION
Unemployment Compensation, Other, Recip.	T07REC*		3877	3878	3879	3880
Unemployment Compensation, State	SC1240	2820				
Unemployment Compensation, State (\$)	I05AMT*		3825	3830	3835	3840
Unemployment Compensation, State Imp Flg	I05IMP01:04		3845	3846	3847	3848
Unemployment Compensation, State, Recip	RECIPSUM	2385				
Unemployment Compensation, State, Recip.	I05REC*		3821	3822	3823	3824
Unemployment Compensation, State, Imp Flg	PP-IMP29	3177				
Unemployment Income of Family (\$)	F*-UNEMP		1181	1295	1409	1523
Unemployment Income of Household (\$)	H*-UNEMP		233	489	745	1001
Unemployment Income of Subfamily (\$)	S*-UNEMP		1637	1751	1865	1979
Union Pension—See Pension						
Unit Type	H*-LVQTR	1075	101	357	613	869
Unit Type, Unedited	U*-LVQTR		122	378	634	890
Units in Structure	H*-UNITS		103	359	615	871
Units in Structure, Unedited	U*-UNITS		124	380	636	892
VA Educational Assistance Prog., Other	SC1668	3111				
VA Income Questionnaire	VET3060	3955				
Variance Estimation: Half Sample Code	H*-HSC		89	345	601	857
Variance Estimation: Stratum Code	H*-STRAT		90	346	602	858
Version Number of File	VERSION	5348				
Veteran Payments Coverage	VETS*		2636	2637	2638	2639
Veteran Status	VETSTAT	2148				
Veteran Status	SC1330	2882				
Veteran Status, Unedited	U-VET	2201				
Veteran: Length of Service	SC1332	2883				
Veteran: Period of Service	U-SRVDT	2202				
Veteran: Service Connected Disability	SC1334	2885				
Veteran: VA Disability Rating	SC1336	2887				
Veterans Comp. or Pension for Widow	SC1430	2934				
Veterans Comp., New Since Last Wave	SC1290	2862				
Veterans Compensation or Pension	SC1338	2888				
Veterans Compensation or Pension (\$)	I08AMT*		3909	3914	3919	3924
Veterans Compensation or Pension, Imp Fl	I08IMP01:04		3957	3958	3959	3960
Veterans Compensation or Pension, Recip	RECIPSUM	2388				
Veterans Compensation or Pension, Recip	I08REC*		3905	3906	3907	3908
Veterans Compensation or Pension, Imp Flg	PP-IMP31	3179				
Veterans Educational Benefits	SC1662:68	3106				
Veterans Payments for Family (\$)	F*-VETS		1187	1301	1415	1529
Veterans Payments for Subfamily (\$)	S*-VETS		1643	1757	1871	1985
Veterans Payments to Household (\$)	H*-VETS		239	495	751	1007
Veterans: Death of Husband from Service	SC1456	2946				
Veterans: Death of Husband, Input, Flag	PP-IMP47	3195				
Wage or Salary Jobs, # in Sample Unit	SU-TOTWS	32				
Wage Rate (\$)	WS1-2028	3293				
Wage Rate (\$)	WS2-2028	3378				
Wage Rate, Imputation Flag	WS1IMP05	3324				
Wage Rate, Imputation Flag	WS2IMP05	3409				
Want for Job When Not Looking	SC0150	2720				
Want for Job When Not Looking	SC1224	2808				
Want for Job When Not Looking, Imp Flag	PP-IMP22	3170				

INDEX TO SIPP WAVE 2 RECTANGULAR FILE

REFERENCE	MNEMONIC	INTV LOCA TION	MO 1 LOCA TION	MO 2 LOCA TION	MO 3 LOCA TION	MO 4 LOCA TION
Wave	U*ITM38A		138	394	650	906
Wave	PP-WAVE	2005				
Wave in Which HH Came Into Existence	J*CCWAVE		118	374	630	886
Wave Number	H*ITM38A		131	387	643	899
Weeks Absent Without Pay, Input. Flag	PP-IMP10:11	3158				
Weeks Absent Without Pay, Input. Flag	PP-IMP14:15	3162				
Weeks Absent Without Pay, Specific Weeks	SC1058:96	2725				
Weeks Absent Without Pay, Specific Weeks	SC1136:72	2764				
Weeks Employed During Month	WS1-WKS*		3251	3252	3253	3254
Weeks Employed During Month	WS2-WKS*		3336	3337	3338	3339
Weeks in Month, Total	WKSPER*		2473	2474	2475	2476
Weeks Looking for Work During Mo., # of	WKSLOK*		2521	2522	2523	2524
Weeks Looking for Work, Specific Week	WEEKSLK	2525				
Weeks Looking or on Layoff, Input. Flag	PP-IMP02	3150				
Weeks Looking or on Layoff, Input. Flag	PP-IMP19	3167				
Weeks Looking or on Layoff, Specific Wk.	SC1004:40	2697				
Weeks Looking or on Layoff, Specific Wk.	SC1216	2804				
Weeks With a Job, Imputation Flags	PP-IMP13	3161				
Weeks With a Job, Specific Week	WGWJOB	2481				
Weeks With a Job, Specific Weeks	SC1100:34	2746				
Weeks With Business	SE1WKS*		3421	3422	3423	3424
Weeks With Business	SE2WKS*		3527	3528	3529	3530
Weeks With Job During Month, Number of	WKSJB*		2477	2478	2479	2480
Weeks Without Pay During Month, # of	WKSWOP*		2499	2500	2501	2502
Weeks Without Pay, Specific Week	WEEKSAB	2503				
Weight of Family	F*-WGT		1115	1229	1343	1457
Weight of Household, Base	H*-BW		65	321	577	833
Weight of Household, Final	H*-WGT	1207	77	333	589	845
Weight of Person	FNLWGT-*	2057	2017	2027	2037	2047
Weight of Subfamily	S*-WGT		1571	1685	1799	1913
Welfare Payments, Other, Coverage	OTHWELF*		2656	2657	2658	2659
Welfare, Other (\$)	I24AMT*		4235	4243	4245	4250
Welfare, Other, Imputation Flags	I24IMP01:04		4286	4287	4288	4289
Welfare, Other, Persons Covered (by #)	OW3034:54	4255				
Welfare, Other, Reciprocity	RECIPSUM	2404				
Welfare, Other, Reciprocity	I24REC*		4231	4232	4233	4234
Welfare, Type of	SC1484:98	2960				
Welfare, Type of, Imputation Flags	PP-IMP51:52	3199				
WIC Coverage	WICCOV*		2552	2553	2554	2555
WIC Voucher Value	WICVAL*		2556	2560	2564	2568
WIC, Imputation Flags	I25IMP01:04	4294				
WIC, Reciprocity	RECIPSUM	2405				
WIC, Reciprocity	SC1494	2964				
WIC, Reciprocity	WIC3138:44		4290	4291	4292	4293
Widow's Pension	SC1426:52	2932				
Widow's Pension, Imputation Flag	PP-IMP45	3193				
Women, Infants & Childrens Prog--See WIC						
Work Anytime During 4 Months	SC1000	2695				
Work Each Week of Reference Per., Imp Flg	PP-IMP09	3157				
Work Each Week of Reference Period	SC1056	2724				

INDEX TO SIPP WAVE 2 RECTANGULAR FILE

REFERENCE	MNEMONIC	INTV	MO 1	MO 2	MO 3	MO 4
		LOCA	LOCA	LOCA	LOCA	LOCA
		TION	TION	TION	TION	TION
Work-Study Program	SC1692	3130				
Work-Study Program, Imputation Flag	PP-IMP82	3219				
Worker's Compensation	SC1394	2916				
Worker's Compensation (\$)	I10AMI*		3970	3975	3980	3985
Worker's Compensation, Imputation Flags	I10IMP01:04		3990	3991	3992	3993
Worker's Compensation, Recip, Imp Flag	PP-IMP30	3178				
Worker's Compensation, Recipiency	RECIPSUM	2390				
Worker's Compensation, Recipiency	SC1246	2823				
Worker's Compensation, Recipiency	I10REC*		3966	3967	3968	3969
Worker's Compensation, New Since Lst. Wave	SC1302	2868				
Year of Birth, Preedited	U-BRTHYR	2180				
Year, Calendar	H*-YEAR		47	303	559	815
Year, Calendar	F*-YEAR		1095	1209	1323	1437
Year, Calendar	S*-YEAR		1551	1665	1779	1893
Years of School Completed-See Education						

BUREAU OF THE CENSUS

John G. Keane, Director
C. Louis Kincannon, Deputy Director
James E. Gorman, Acting Assistant Director for Communications

DATA USER SERVICES DIVISION

Michael G. Garland, Chief
Marshall L. Turner, Jr., Assistant Chief
for User Services
Paul T. Zeisset, Assistant Chief for
Statistical Reports

ACKNOWLEDGMENTS

This technical documentation was prepared within the Data Access and Use Staff, under the direction of James P. Curry, Chief, and Barbara J. Aldrich, Chief of its Technical Information Section. Annette Ralston was coordinator for this documentation and James Clark provided technical assistance on the data dictionary. The data dictionary was developed from materials prepared by Demographic Surveys Division staff. The alphabetic index to the data dictionary was prepared by Paul T. Zeisset. Word processing support was provided by Joann M. Sutton.

* * * * *

The file should be cited as follows:

Survey of Income and Program Participation (SIPP) Wave 2 Rectangular Microdata File [machine-readable data file] / prepared by the Bureau of the Census. --Washington: The Bureau [producer and distributor], 1985.

The technical documentation should be cited as follows:

Survey of Income and Program Participation (SIPP) Wave 2 Rectangular Microdata Technical Documentation / prepared by the Data User Services Division, Bureau of the Census. --Washington: The Bureau, 1985.

* * * * *

For additional information concerning the file, contact Data User Services Division, Customer Services (Tapes), Bureau of the Census, Washington, D.C. 20233. Phone: (301) 763-4100.

For additional information concerning the technical documentation, contact Data User Services Division, Data Access and Use Staff, Bureau of the Census, Washington, D.C. 20233. Phone: (301) 763-2074.

For additional information concerning the questionnaire content, contact Jack McNeil (763-7946) or John Coder (763-5060) in Population Division, Bureau of the Census, Washington, D.C. 20233.

For additional general information about SIPP, contact Daniel Keszpryk (763-5784) or David McMillen (763-5592) in Population Division, Bureau of the Census, Washington, D.C. 20233.

HOW TO USE THE DATA DICTIONARY

The Data Dictionary describes the contents and record layout of the public-use computer tape file. The first line of each data item description gives the data name, size of the data field, and the begin position of the field. The term TABLE may follow if the data item contains data dimensioned in an array (i.e., 8 cells of 3-characters each; 18 total characters for the field).

The next few lines contain descriptive text and any applicable notes. Categorical value codes and labels are given where needed. Comment notes marked by an (*) are provided throughout. Comments should be removed from the machine-readable version of the data dictionary before using it to help access the data file.

DATA. 8 characters--alphabetic, numeric, and the special character (-). No other special characters are used. It may be a mnemonic such as "H1-STATE" or "SE-000", or a sequential identifier such as "SC3138" or "WS-IMP01." Data item names are unique throughout the entire file.

SIZE. 9 characters numeric. The size of a data item is given in characters. Indication of implied decimal places is provided in notes.

BEGIN. 9 characters--numeric. Contains the location in the data record of the first character position of the data item field.

The first line of each data item description begins with the character "D" (left-justified, two characters). The "D" flag indicates lines in the data dictionary containing the name and location (size and begin) positions of each data item. This information (in machine-readable form) can be used to help access the data file. The line beginning with the character "U" describes the universe for that item. Lines containing categorical value codes and labels follow the universe description and begin with the character "V". The special character (.) denotes the start of the value labels. Two examples of data item descriptions follow:

```

D WS1-2030      1      3297
    During the 4 month period how often
    was...paid on the job ?
U Persons 15 years old and older
V 0 .Not in universe
  1 .Once a week
  2 .Once each 2 weeks
  3 .Once a month
  4 .Twice a month
  5 .Some other way

D WEEKSLK      18      2525 TABLE
    Was this person looking for work
    or on layoff during this week of the
    reference period. There are 18 answer
    fields, one for each week of the
    reference period.
U Persons 15 years old or old
V 0 .Not applicable
  1 .Yes
  2 .No

```



SAMPLE UNIT

DATA	SIZE	BEGIN
D SUSEQNUM	5	1
Sequence number of sample unit Primary sort key. Range = 1,32000.		
U All sample units		
D SU-ID	9	6
Sample unit identifier Unique scrambled combination of the psu, segment, and serial numbers of the original sample address. Used to match sample units from different waves.		
U All sample units		
D SU-ROT	1	15
Rotation group. Range = 1,4.		
U All sample units		
D SUHCNT1	2	16
Number of households in sample for month 1 of the reference period. Range = 1,30		
U All sample units		
D SUHCNT2	2	18
Number of households in sample for month 2 of the reference period. Range = 1,30		
U All sample units		
D SUHCNT3	2	20
Number of households in sample for month 3 of the reference period. Range = 1,30		
U All sample units		
D SUHCNT4	2	22
Number of households in sample for month 4 of the reference period. Range = 1,30		
U All sample units		
D SUHCNT5	2	24
Number of households in sample as of the interview date. Range = 1,30		
U All sample units		
D SU-TOTHP	2	26
Total number of households		



SAMPLE UNIT

DATA	SIZE	BEGIN
------	------	-------

(address ID's) in the sample unit.
Range = 1,30.

U All sample units

D SU-TOTFF	2	28
------------	---	----

Total number of families and pseudo families in the sample unit. A pseudo family is an individual who is not related to anyone else in the household in which he lives. It may be a person who lives alone. Family information for a pseudo family is shown in the family sections of the person record. Range = 0,60.

U All sample units

D SU-TOTPP	2	30
------------	---	----

Total number of person records for this sample unit. Range = 0,60.

U All sample units

D SU-TOTWS	2	32
------------	---	----

Total number of wage or salaried businesses reported for members of the sample unit. Each person in the sample unit may report up to two wage or salaried businesses. Range = 0,30.

U All sample units

D SU-TOTSE	2	34
------------	---	----

Total number of self-employment businesses reported for members of the sample unit. Each person in the same unit may report up to two self-employment businesses. Range = 0,20.

U All sample units

D SU-TOTE2	2	36
------------	---	----

Total number of persons in the sample unit who receive some sort of income as the result of ownership of some asset(s). Range = 0,30.

U All sample units

D SU-STATE	2	38
------------	---	----

FIPS State code for the sample unit



SAMPLE UNIT

DATA	SIZE	BEGIN
U All sample units		
V 01. Alabama		
04. Arizona		
05. Arkansas		
06. California		
08. Colorado		
09. Connecticut		
10. Delaware		
11. District of Columbia		
12. Florida		
13. Georgia		
15. Hawaii		
17. Illinois		
18. Indiana		
19. Iowa		
20. Kansas		
21. Kentucky		
22. Louisiana		
23. Maine		
24. Maryland		
25. Massachusetts		
26. Michigan		
27. Minnesota		
29. Missouri		
31. Nebraska		
34. New Jersey		
36. New York		
37. North Carolina		
39. Ohio		
40. Oklahoma		
41. Oregon		
42. Pennsylvania		
44. Rhode Island		
45. South Carolina		
47. Tennessee		
48. Texas		
51. Virginia		
53. Washington		
55. Wisconsin		
90. Idaho, New Mexico, South Dakota, Wyoming		
91. Mississippi, West Virginia		
0 SURGE	3	40
Reduction group code established to make it possible to easily reduce sample size if necessary, from master segment tape.		
Range = 0,101		

36

SAMPLE UNIT

DATA SIZE BEGIN

U All sample units

V 0 .Not applicable for coverage improvement
frame

Vertical line on the left side of the page.

HOUSEHOLD

DATA	SIZE	BEGIN
D H1-ADDID	2	43
Address ID. - This field differentiates households within the same psu, segment, and serial; that is, households which originate out of an original sample household		
U All households		
D H1-MONTH	2	45
Month for which this household is defined. Range = 1,12		
U All households		
D H1-YEAR	2	47
Year for which this household is defined. Range = 83,86		
U All households		
D H1-NF	2	49
Number of families and pseudo families in this household in month 1 of the reference period. Range = 0,30		
U All households		
D H1-FFCNT	2	51
Count of number of family groups (excluding related subfamilies) in this household in month 1 of the reference period. Range = 0,30		
U All households		
D H1-SSCNT	2	53
Count of number of related subfamily groups in this household in month 1 of the reference period. Range = 0,30		
U All households		
D H1REFPER	5	55
Entry address ID and person number of the household reference person in month 1 of the reference period		
U All households		
D H1-NP	2	60
Number of persons in household in		

HOUSEHOLD

DATA	SIZE	BEGIN
month 1 of the reference period		
Range = 0,30		
U All households		
D H1-MIS	1	62
Monthly household interview status		
U All households		
V 1 .Interview		
2 .Noninterview		
3 .Not in sample		
D H1-INT1	2	63
Wave 1 household interview status		
U All households		
V 0 .Not a wave 1 household		
1 .Interviewed		
2 .No one home		
3 .Temporarily absent		
4 .Refused		
5 .Unable to locate		
6 .Other		
9 .Vacant		
10 .Occupied by persons with URE		
11 .Unfit or to be demolished		
12 .Under construction, not ready		
13 .Converted to temporary business or storage		
14 .Unoccupied tent or trailer site		
15 .Permit granted, construction not started		
16 .Other type B		
17 .Demolished		
18 .House or trailer moved		
19 .Converted to permanent business or storage		
20 .Merged		
21 .Condemned		
22 .Other		
D H1-BW	12	65
Base weight.		
Four implied decimal places.		
Range = 0.0000,100000.0000		
U All households		
D H1-WGT	12	77
Household weight--month 1.		

HOUSEHOLD

DATA	SIZE	BEGIN
------	------	-------

Four implied decimal places.

Range = 0.0000,100000,0000

U All households

D H1-H5C	1	89
----------	---	----

Half sample code for variance estimation

U All households

D H1-STRAT	2	90
------------	---	----

Stratum code for variance estimation

U All households

D H1-STATE	2	92
------------	---	----

FIPS State code for the household

U All households

V 01.Alabama

04.Arizona

05.Arkansas

06.California

08.Colorado

09.Connecticut

10.Delaware

11.District of Columbia

12.Florida

13.Georgia

15.Hawaii

17.Illinois

18.Indiana

19.Iowa

20.Kansas

21.Kentucky

22.Louisiana

23.Maine

24.Maryland

25.Massachusetts

26.Michigan

27.Minnesota

29.Missouri

30.Montana

31.Nebraska

32.Nevada

33.New Hampshire

34.New Jersey

36.New York

37.North Carolina

38.North Dakota

39.Ohio

HOUSEHOLD

DATA	SIZE	BEGIN
40.	Oklahoma	
41.	Oregon	
42.	Pennsylvania	
44.	Rhode Island	
45.	South Carolina	
47.	Tennessee	
48.	Texas	
49.	Utah	
50.	Vermont	
51.	Virginia	
53.	Washington	
55.	Wisconsin	
90.	Idaho, New Mexico, South Dakota, Wyoming	
91.	Mississippi, West Virginia	
D H1-METRO	1	94
	Metropolitan subsample	
U	All households	
V 1	.In metropolitan subsample	
2	.Not in metropolitan subsample (may be metro or nonmetro)	
D H1-MSA	4	95
	Identifiable MSA/CMSA codes as defined in 1983	
U	All households	
V 0000	.Not in metropolitan subsample or not in an identifiable MSA	
0160	.Albany-Schenectady-Troy, NY	
0640	.Austin, TX	
0840	.Beaumont-Port Arthur, TX	
1000	.Birmingham, AL	
1122	.Boston-Laurence-Salem, MA-NH CMSA (part in MA only)	
1282	.Buffalo-Niagara Falls, NY CMSA	
1602	.Chicago-Gary-Lake County (IL), IL-IN-WI CMSA (parts in IL and IN only)	
1642	.Cincinnati-Hamilton, OH-KY-IN CMSA (parts in OH and KY only)	
1692	.Cleveland-Akron-Lorain, OH CMSA	
1840	.Columbus, OH	
1922	.Dallas-Fort Worth, TX CMSA	
2000	.Dayton-Springfield, OH	
2082	.Denver-Boulder, CO CMSA	
2162	.Detroit-Ann Arbor, MI CMSA	
2400	.Eugene-Springfield, OR	



HOUSEHOLD

DATA	SIZE	BEGIN
2840	.Fresno, CA	
3120	.Greensboro--Winston-Salem--High Point, NC	
3240	.Harrisburg-Lebanon-Carlisle, PA	
3282	.Hartford-New Britain-Middletown, CT CMSA	
3320	.Honolulu, HI	
3362	.Houston-Galveston-Brazoria, TX CMSA	
3480	.Indianapolis, IN	
3762	.Kansas City, MO-Kansas City, KS CMSA (part in MO only)	
4000	.Lancaster, PA	
4472	.Los Angeles-Anaheim-Riverside, CA CMSA	
4720	.Madison, WI	
4920	.Memphis, TN-AR-MS (part in TN only)	
4992	.Miami-Fort Lauderdale, FL CMSA	
5082	.Milwaukee-Racine, WI CMSA	
5160	.Mobile, AL	
5360	.Nashville, TN	
5480	.New Haven-Meriden, CT	
5560	.New Orleans, LA	
5602	.New York-Northern NJ-Long Island, NY-NJ-CT CMSA	
5880	.Oklahoma City, OK	
5920	.Omaha, NE-IA (part in NE only)	
5960	.Orlando, FL	
6162	.Philadelphia-Wilmington-Trenton, PA-NJ-DE-MD CMSA (parts in PA, NJ, and DE only)	
6200	.Phoenix, AZ	
6282	.Pittsburgh-Beaver Valley, PA CMSA	
6442	.Portland-Vancouver, OR-WA CMSA (part in OR only)	
6840	.Rochester, NY	
6920	.Sacramento, CA	
7042	.St. Louis-E. St. Louis-Alton, MO-IL CMSA (part in MO only)	
7080	.Salem, OR	
7240	.San Antonio, TX	
7320	.San Diego, CA	
7240	.San Antonio, TX	
7320	.San Diego, CA	
7362	.San Francisco-Oakland-San Jose, CA CMSA	
7560	.Scranton-Wilkes-Barre, PA	
8000	.Springfield, MA	



HOUSEHOLD

DATA	SIZE	BEGIN
8280	.Tampa-St. Petersburg-Clearwater, FL	
8400	.Toledo, OH	
8520	.Tucson, AZ	
8560	.Tulsa, OK	
8840	.Washington, DC-MD-VA	
8960	.West Palm Beach-Boca Raton-Delray Beach, FL	
9240	.Worcester, MA	
9280	.York, PA	
9320	.Youngstown-Warren, OH	
*		*
*	Edited control card fields	*
*		*
D H1-ACCES	1	99
	Control card item 13B - access to the unit	
U	All households	
V 0	.Not applicable	
1	.Direct - skip to housunit	
2	.Through another unit	
D H1-KTCHN	1	100
	Control card item 13C - kitchen facilities	
U	All households	
V 0	.Not applicable	
1	.For this unit only	
2	.Also used by another household	
3	.None	
D H1-LVQTR	2	101
	Control card items 13D and 13E - housing/other unit	
U	All households	
V 1	.House, apartment, flat	
2	.Hu in nontransient hotel, motel etc.	
3	.Hu permanent in transient hotel, motel, etc.	
4	.Hu in rooming house	
5	.Mobile home or trailer with no permanent room added	
6	.Mobile home or trailer with one or more permanent rooms added	
7	.Hu not specified above	
8	.Quarters not hu in rooming or boarding house	

HOUSEHOLD

DATA	SIZE	BEGIN
9		.Unit not permanent in transient hotels, motels, etc.
10		.Unoccupied tent or trailer site
11		.Other unit not specified above
D H1-UNITS	2	103
		Control card item 14 - number of units in structure, both occupied and vacant
U		All households
V 1		.Only 'other' units
2		.Mobile home or trailer
3		.One, detached
4		.One, attached
5		.Two
6		.3-4
7		.5-9
8		.10-19
9		.20-49
10		.50 or more
D H1-TENUR	1	105
		Control card item 15 - are the living quarters
U		All households
V 1		.Owned or being bought by someone in the household
2		.Rented for cash
3		.Occupied without payment of cash rent
D H1-PUBHS	1	106
		Control card item 16A - is the residence in a public housing project; that is, is it owned by a local housing authority
U		All households
V 0		.Not applicable
1		.Yes
2		.No
D H1-LORNT	1	107
		Control card item 16B - are you paying lower rent because the Federal, State, or local government is paying part of the cost
U		All households
V 0		.Not applicable
1		.Yes
2		.No



HOUSEHOLD

DATA	SIZE	BEGIN
D H1-RACE	1	108
Control card item 37A - race of reference person - only answered when household is type A noninterview		
U Type A noninterview households		
V 0 .Not applicable		
1 .White		
2 .Black		
3 .American Indian, Eskimo or Aleut		
4 .Asian or Pacific Islander		
D H1-SEX	1	109
Control card item 37B - sex of reference person - only applicable for type A noninterview households		
U Type A noninterview households		
V 0 .Not applicable		
1 .Male		
2 .Female		
D H1-SIZE	2	110
Control card item 37C - size of household - only applicable for type A noninterview households. Range = 0,30		
U Type A noninterview households		
V 0 .Not applicable		
*		*
*	Preedited control card section	*
*		*
D H1-SAMPL	2	112
Sample code - indicates panel year		
U All households		
D H1-SEG	1	114
Segment type - item 4 on the control card		
U All households		
V 1 .Address		
2 .Unit		
3 .Permit		
4 .Area		
5 .Special place		
D H1-INTCD	3	115
Interviewer codes, an alphabetic followed by two numerics		
U All households		

HOUSEHOLD

DATA	SIZE	BEGIN
D U1CCWAVE	1	118
Wave for which the control card was first prepared (should be the wave in which household came into existence)		
U All households		
D U1FRMSLE	1	119
Control card item 12B - during the past 12 months did sales of crops, livestock, and other farm products from the place amount to \$1000 or more		
U All households		
V 0	.Not answered	
1	.Yes	
2	.No	
3	.Not applicable	
D U1-ACCES	1	120
Control card item 13B - access to the unit		
U All households		
V 0	.Not applicable	
1	.Direct - skip to housunit	
2	.Through another unit	
D U1-KTCHN	1	121
Control card item 13C - kitchen facilities		
U All households		
V 0	.Not applicable	
1	.For this unit only	
2	.Also used by another household	
3	.None	
D U1-LVQTR	2	122
Control card items 13D and 13E housing/other unit		
U All households		
V -9	.Not answered	
0	.Not answered (types B and C)	
1	.House, apartment, flat	
2	.Hu in nontransient hotel, motel, etc.	
3	.Hu, permanent in transient hotel, motels, etc.	
4	.Hu in rooming house	
5	.Mobile home or trailer with no permanent	

HOUSEHOLD

DATA	SIZE	BEGIN
room added		
6. Mobile home or trailer with one or more permanent rooms added		
7. Hu not specified above		
8. Quarters not hu in rooming or boarding house		
9. Unit not permanent in transient hotel, motel, etc.		
10. Unoccupied tent or trailer site		
11. Other unit not specified above		
D U1-UNITS	2	124
Control card item 14 - number of units in structure, both occupied and vacant		
U All households		
V -9. Not answered		
0. Not answered (types B and C)		
1. Only 'other' units		
2. Mobile home or trailer		
3. One, detached		
4. One, attached		
5. Two		
6. 3-4		
7. 5-9		
8. 10-19		
9. 20-49		
10. 50 or more		
D U1-TENUR	1	126
Control card item 15 - are the living quarters		
U All households		
V 0 .Not answered (types B and C)		
1 .Owned or being bought by someone in the household		
2 .Rented for cash		
3 .Occupied without payment of cash rent		
9 .Not answered		
D U1-PUBHS	2	127
Control card item 16A - is the residence in a public housing project; that is, is it owned by a local housing authority		
U All households		
V 0 .Not applicable		
1 .Yes		
2 .No		
-1. Dk		

Vertical line on the left side of the page.

HOUSEHOLD

DATA	SIZE	BEGIN
D U1-LORNT	2	129
Control card item 16B - are you paying lower rent because the Federal, State, or local government is paying part of the cost		
U All households		
V 0	.Not applicable	
1	.Yes	
2	.No	
-1	.Dk	
D H1ITM36A	1	131
Control card item 36A - wave number associated with the interview status		
U All households		
D H1ITM36B	2	132
Control card item 36B - interview status code		
U All households		
V 1	.Interviewed	
2	.No one home	
3	.Temporarily absent	
4	.Refused	
5	.Unable to locate	
6	.Other	
23	.Entire household out-of-scope	
24	.Moved, address unknown	
25	.Moved within country beyond limit	
26	.All sample persons relisted on new control card(s)	
D U1-RACE	1	134
Control card item 37A - race of reference person - only answered when household is type A noninterview		
U Type A noninterview households		
V 0	.Not applicable	
1	.White	
2	.Black	
3	.American Indian, Eskimo or Aleut	
4	.Asian or Pacific Islander	
9	.Not answered	
D U1-SEX	1	135
Control card item 37B - sex of reference person - only applicable for type A		



HOUSEHOLD

DATA	SIZE	BEGIN
noninterview households		
U Type A noninterview households		
V 0	.Not applicable	
1	.Male	
2	.Female	
9	.Not answered	
D U1-SIZE	2	136
Control card item 370 - size of household - only applicable for type A noninterview households. Range = -9,30.		
U Type A noninterview households		
V -9	.Not answered	
0	.Not applicable	
D U1ITM38A	1	138
Control card item 38A - wave of visit Range = 0,9.		
U All households		
D U1ITM38B	2	139
Control card item 38B - month of visit Range = 0,12.		
U All households		
D U1TOTVST	2	141
Control card item 38D - total number of personal visits		
U All households		
V -9	.Not answered	
0	.Not applicable	
D U1TOTPHN	2	143
Control card item 38F - total number of telephone calls		
U All households		
V 0	.Not applicable	
D U1CCRSFP	3	145
Control card item 38G - control card respondents person number		
U All households		
V 0	.Not applicable	
D H1-0010	1	148
Control card source code 10 - during listing did interviewer miss		

1

HOUSEHOLD

DATA	SIZE	BEGIN
any babies or small children - first interview only		
U All households		
V 0 .Not answered		
1 .Yes		
2 .No		
D H1-0012	1	149
Control card source code 12 - during listing did interviewer miss any lodgers, boarders or persons employed at the residence - first interview		
U All households		
V 0 .Not answered		
1 .Yes		
2 .No		
D H1-0014	1	150
Control card source code 14 - during listing did interviewer miss anyone who usually lives here but is away now traveling, at school, or in a hospital - first interview		
U All households		
V 0 .Not answered		
1 .Yes		
2 .No		
D H1-0016	1	151
Control card source code 16 - during listing did interviewer miss anyone else staying at residence - first interview		
U All households		
V 0 .Not answered		
1 .Yes		
2 .No		
D H1-0018	1	152
Control card source code 18 - to be answered during first interview at movers new address - are all persons listed on control card now living at this address		
U Mover households		
V 0 .Not applicable		



HOUSEHOLD

DATA	SIZE	BEGIN	
			Program
2			.No person in household received benefits from a means-tested program
D H1-CASH	1	171	Receipt of cash benefits
U			All households
V 1			.One or more persons in household received cash benefits from a means-tested program
2			.No person in household received cash benefits from a means-tested program
D H1NCASHB	1	172	Receipt of noncash benefits
U			All households
V 1			.One or more persons in household received food stamps
2			.One or more persons in household received noncash benefits from a program other than food stamps; no person received food stamps
3			.No person in household received noncash benefits
*			*
*			Household Low Income Cutoff *
*			*
D H1-POV\$	5	173	Low income cutoff for this household. This is an annual income amount adjusted to the current month. Range = 0,30000.
U			All households
*			*
*			Household Income Aggregates *
*			These aggregates were derived from *
*			income figures that may have been *
*			previously topcoded. For a further *
*			discussion on topcoding, see the *
*			text section "Topcoding of Income *
*			Variables." *
*			*
D H1TOTINC	8	178	Total household income for month 1 of the reference period. In dollars. Range = -1500000,1500000.
U			All households

52

HOUSEHOLD

DATA	SIZE	BEGIN
D H1-EARN	7	156
Total household earned income for month 1 of the reference period. In dollars. Range = 0,1500000.		
U All households		
D H1-PROP	8	193
Total household property income for month 1 of the reference period. In dollars. Range = -1500000,1500000.		
U All households		
D H1-TRAN	7	201
Total household means-tested cash transfers for month 1 of the reference period. In dollars. Range = 0,1500000.		
U All households		
D H1-OTHER	7	206
Total 'other' household income for month 1 of the reference period. In dollars. Range = 0,1500000.		
U All households		
D H1NONCSH	6	215
Nontax household income for month 1 of the reference period. In dollars. Includes dollar values for food stamps, WIC and energy assistance. Range = 0,1500000.		
U All households		
D H1SOCSEC	6	221
Total household social security income for month 1 of the reference period. In dollars. Range = 0,999999.		
U All households		
D H1-SSI	6	227
Total household supplemental security income for month 1 of the reference period. In dollars. Range = 0,999999.		
U All households		
D H1-UNEMP	6	233
Total household unemployment compensation for month 1 of the		



HOUSEHOLD

DATA	SIZE	BEGIN		
1	.Free			
2	.Reduced-price			
3	.Both			
D H1-BREAK	1	259		
	Are the breakfasts free or reduced-price			
U	Households with 1 or more children age 5 to 18			
V 0	.Not applicable			
1	.Free			
2	.Reduced-price			
3	.Both			
*			*	
*	Program questions		*	
*			*	
D H1-4816	1	260		
	Has this household received energy assistance from the government in the past 4 months			
U	All households			
V 1	.Yes			
2	.No - skip to H1-4826			
*			*	
*	The next 3 fields (H1-4818 through		*	
*	H1-4822) are possible answers to		*	
*	the question:		*	
*			*	
*	Was this assistance received in the		*	
*	form of checks, coupons or vouchers		*	
*	sent to this household or were the		*	
*	payments sent directly to a utility		*	
*	company, fuel dealer, or landlord		*	
*			*	
D H1-4818	1	261		
	Checks sent to household			
U	Households receiving government energy assistance			
V 0	.Not marked as a place where payments were sent or not in universe based on response to H1-4816.			
1	.Marked as a place where payments were sent			
D H1-4820	1	262		
	Coupons or vouchers sent to household			

Vertical line on the left side of the page.

HOUSEHOLD

DATA	SIZE	BEGIN
U Households receiving government energy assistance		
V 0 .Not marked as a place where payments were sent or not in universe based on response to H1-4816.		
1 .Marked as a place where payments were sent		
D H1-4822	1	263
Payments sent directly to utility company, fuel dealer, or landlord		
U Households receiving government energy assistance		
V 0 .Not marked as a place where payments were sent or not in universe based on response to H1-4816.		
1 .Marked as a place where payments were sent		
D H1-4824	6	264
What was the total amount of the energy assistance received by this household during the past 4 months. Range = 0,999999.		
U Households receiving government energy assistance		
V 0 .Not in universe		
D H1-4826	1	270
Check Item P2		
Are there any children 5 to 18 years old who live in the household		
U All households		
V 1 .Yes		
2 .No		
D H1-4828	1	271
Do any of the children in this household usually eat a complete hot lunch offered at school		
U Households with 1 or more children age 5 to 18		
V 0 .Not in universe		
1 .Yes		
2 .No		
D H1-4830	2	272
How many children		

HOUSEHOLD

DATA	SIZE	BEGIN	
Total children = 1,20.			
U	Households with 1 or more children age 5 to 18		
V	0		.Not in universe
D	H1-4832	1	274
	Do any of the children receive free or reduced-price lunches this school year because they qualified for the Federal school lunch program		
U	Households with 1 or more children age 5 to 18		
V	0		.Not in universe
	1		.Yes
	2		.No- skip to H1-4840
D	H1-4834	2	275
	How many children Total children = 1,20.		
U	Households with 1 or more children age 5 to 18		
V	0		.Not in universe
*			*
*	The next 2 fields (H1-4836 through		*
*	H1-4838) are possible answers to the		*
*	question:		*
*			*
*	Are the lunches free or are they		*
*	reduced-price		*
*			*
D	H1-4836	1	277
	Free lunch		
U	Households with 1 or more children age 5 to 18 receiving free lunches		
V	0		.Not marked as a free lunch or not in universe based on response to H1-4832
	1		.Marked as a free lunch
D	H1-4838	1	278
	Reduced-price lunch		
U	Households with 1 or more children age 5 to 18 receiving reduced-price lunches		

HOUSEHOLD

DATA	SIZE	BEGIN	
V 0			.Not marked as a reduced-price lunch or not in universe based on response to H1-4832
1			.Marked as a reduced-price lunch
D H1-4840	1	279	
			Do any of the children receive free or reduced-price school breakfasts this school year
U			Households with 1 or more children age 5 to 18
V 0			.Not in universe
1			.Yes
2			.No
D H1-4842	2	280	
			How many children Total children = 1;20.
U			Households with 1 or more children age 5 to 18
V 0			.Not in universe
*			*
*			The next 2 fields (H1-4844 through
*			H1-4846) are possible answers to the
*			question:
*			*
*			Are the breakfasts free or are they
*			reduced-price
*			*
D H1-4844	1	282	
			Free breakfast
U			Households with 1 or more children age 5 to 18 receiving free breakfasts
V 0			.Not marked as a free breakfast or not in universe based on response to H1-4840
1			.Marked as a free breakfast
D H1-4846	1	283	
			Reduced-price breakfast
U			Households with 1 or more children age 5 to 18 receiving reduced-price breakfasts
V 0			.Not marked as a reduced-price



HOUSEHOLD

DATA	SIZE	BEGIN
breakfast or not in universe based on response to H1-4840		
1		.Marked as a reduced-price breakfast
*		*
*		Program questions imputation flags
*		*
D H1-IMP06	1	284
Program questions imputation flag 6		
Imputation of H1-4816		
V 0		.Not imputed
1		.Imputed
D H1-IMP07	1	285
Program questions imputation flag 7		
Imputation of H1-4818		
V 0		.Not imputed
1		.Imputed
D H1-IMP08	1	286
Program questions imputation flag 8		
Imputation of H1-4820		
V 0		.Not imputed
1		.Imputed
D H1-IMP09	1	287
Program questions imputation flag 9		
Imputation of H1-4822		
V 0		.Not imputed
1		.Imputed
D H1-IMP10	1	288
Program questions imputation flag 10		
Imputation of H1-4824		
V 0		.Not imputed
1		.Imputed
D H1-IMP11	1	289
Program questions imputation flag 11		
Imputation of H1-4828		
V 0		.Not imputed
1		.Imputed
D H1-IMP12	1	290
Program questions imputation flag 12		
Imputation of H1-4830		



HOUSEHOLD

DATA	SIZE	BEGIN
V 0 .Not imputed 1 .Imputed		
D H1-IMP13 Program questions imputation flag 13 Imputation of H1-4832	1	291
V 0 .Not imputed 1 .Imputed		
D H1-IMP14 Program questions imputation flag 14 Imputation of H1-4834	1	292
V 0 .Not imputed 1 .Imputed		
D H1-IMP15 Program questions imputation flag 15 Imputation of H1-4836	1	293
V 0 .Not imputed 1 .Imputed		
D H1-IMP16 Program questions imputation flag 16 Imputation of H1-4838	1	294
V 0 .Not imputed 1 .Imputed		
D H1-IMP17 Program questions imputation flag 17 Imputation of H1-4840	1	295
V 0 .Not imputed 1 .Imputed		
D H1-IMP18 Program questions imputation flag 18 Imputation of H1-4842	1	296
V 0 .Not imputed 1 .Imputed		
D H1-IMP19 Program questions imputation flag 19 Imputation of H1-4844	1	297
V 0 .Not imputed 1 .Imputed		
D H1-IMP20 Program questions imputation flag 20	1	298

HOUSEHOLD

DATA	SIZE	BEGIN
Imputation of H1-4046		
V 0	.Not imputed	
1	.Imputed	
D H2-ADDID	2	299
Address ID. - This field differentiates households within the same psu, segment, and serial; that is, households which originate out of an original sample household		
U	All households	
D H2-MONTH	2	301
Month for which this household is defined.		
Range = 1,12		
U	All households	
D H2-YEAR	2	303
Year for which this household is defined.		
Range = 83,86		
U	All households	
D H2-NF	2	305
Number of families and pseudo families in this household in month 2 of the reference period.		
Range = 0,30		
U	All households	
D H2-FFONT	2	307
Count of number of family groups (excluding related subfamilies) in this household in month 2 of the reference period.		
Range = 0,30		
U	All households	
D H2-SSONT	2	309
Count of number of related subfamily groups in this household in month 2 of the reference period.		
Range = 0,30		
U	All households	
D H2REFPER	5	311
Entry address ID and person number of		



HOUSEHOLD

DATA	SIZE	BEGIN
		the household reference person in month 2 of the reference period
U		All households
D H2-NP	2	316
		Number of persons in household in month 2 of the reference period
		Range = 0,30
U		All households
D H2-MIS	1	318
		Monthly household interview status
U		All households
V		1 .Interview
		2 .Noninterview
		3 .Not in sample
D H2-INT1	2	319
		Wave 1 household interview status
U		All households
V		0 .Not a wave 1 household
		1 .Interviewed
		2 .No one home
		3 .Temporarily absent
		4 .Refused
		5 .Unable to locate
		6 .Other
		9 .Vacant
		10 .Occupied by persons with URE
		11 .Unfit or to be demolished
		12 .Under construction; not ready
		13 .Converted to temporary business or storage
		14 .Unoccupied tent or trailer site
		15 .Permit granted; construction not started
		16 .Other type B
		17 .Demolished
		18 .House or trailer moved
		19 .Converted to permanent business or storage
		20 .Merged
		21 .Condemned
		22 .Other
D H2-BW	12	321
		Base weight.
		Four implied decimal places.

HOUSEHOLD

DATA	SIZE	BEGIN
------	------	-------

Range = 0.0000,100000.0000

U All households

D H2-WGT	12	333
----------	----	-----

Household weight--month 2.

Four implied decimal places.

Range = 0.0000,100000.0000

U All households

D H2-HSC	1	345
----------	---	-----

Half sample code for variance estimation

U All households

D H2-STRAT	2	346
------------	---	-----

Stratum code for variance estimation

U All households

D H2-STATE	2	348
------------	---	-----

FIPS State code for the household

U All households

V 01. Alabama

04. Arizona

05. Arkansas

06. California

08. Colorado

09. Connecticut

10. Delaware

11. District of Columbia

12. Florida

13. Georgia

15. Hawaii

17. Illinois

18. Indiana

19. Iowa

20. Kansas

21. Kentucky

22. Louisiana

23. Maine

24. Maryland

25. Massachusetts

26. Michigan

27. Minnesota

29. Missouri

30. Montana

31. Nebraska

32. Nevada

33. New Hampshire

.....

HOUSEHOLD

DATA	SIZE	BEGIN
34.	New Jersey	
36.	New York	
37.	North Carolina	
38.	North Dakota	
39.	Ohio	
40.	Oklahoma	
41.	Oregon	
42.	Pennsylvania	
44.	Rhode Island	
45.	South Carolina	
47.	Tennessee	
48.	Texas	
49.	Utah	
50.	Vermont	
51.	Virginia	
53.	Washington	
55.	Wisconsin	
90.	Idaho, New Mexico, South Dakota, Wyoming	
91.	Mississippi, West Virginia	
D H2-METRO	1	350
	Metropolitan subsample	
U	All households	
V 1	.In metropolitan subsample	
2	.Not in metropolitan subfamily (may be metro or nonmetro)	
D H2-MSA	4	351
	Identifiable MSA/CMSA codes as defined in 1983	
U	All households	
V 0000	.Not in metropolitan subsample or not in an identifiable MSA	
0160	.Albany-Schenectady-Troy, NY	
0640	.Austin, TX	
0840	.Beaumont-Port Arthur, TX	
1000	.Birmingham, AL	
1122	.Boston-Laurence-Salem, MA-NH CMSA (part in MA only)	
1282	.Buffalo-Niagara Falls, NY CMSA	
1602	.Chicago-Gary-Lake County (IL), IL-IN-WI CMSA (parts in IL and IN only)	
1642	.Cincinnati-Hamilton, OH-KY-IN CMSA (parts in OH and KY only)	
1692	.Cleveland-Akron-Lorain, OH CMSA	
1840	.Columbus, OH	

HOUSEHOLD

DATA	SIZE	BEGIN
1922	.Dallas-Fort Worth, TX	CMSA
2000	.Dayton-Springfield, OH	
2082	.Denver-Boulder, CO	CMSA
2162	.Detroit-Ann Arbor, MI	CMSA
2400	.Eugene-Springfield, OR	
2840	.Fresno, CA	
3120	.Greensboro--Winston-Salem--High Point, NC	
3240	.Harrisburg-Lebanon-Carlisle, PA	
3282	.Hartford-New Britain-Middletown, CT CMSA	
3320	.Honolulu, HI	
3362	.Houston-Galveston-Brazoria, TX	CMSA
3480	.Indianapolis, IN	
3762	.Kansas City, MO-Kansas City, KS	CMSA
	(part in MO only)	
4000	.Lancaster, PA	
4472	.Los Angeles-Anaheim-Riverside, CA CMSA	
4720	.Madison, WI	
4920	.Memphis, TN-AR-MS (part in TN only)	
4992	.Miami-Fort Lauderdale, FL	CMSA
5082	.Milwaukee-Racine, WI	CMSA
5160	.Mobile, AL	
5360	.Nashville, TN	
5480	.New Haven-Meriden, CT	
5560	.New Orleans, LA	
5602	.New York-Northern NJ-Long Island, NY-NJ-CT	CMSA
5880	.Oklahoma City, OK	
5920	.Omaha, NE-IA (part in NE only)	
5960	.Orlando, FL	
6162	.Philadelphia-Wilmington-Trenton, PA-NJ-DE-MD	CMSA (parts in PA, NJ, and DE only)
6200	.Phoenix, AZ	
6282	.Pittsburgh-Beaver Valley, PA	CMSA
6442	.Portland-Vancouver, OR-WA	CMSA
	(part in OR only)	
6840	.Rochester, NY	
6920	.Sacramento, CA	
7042	.St. Louis-E. St. Louis-Alton, MO-IL CMSA (part in MO only)	
7080	.Salem, OR	
7240	.San Antonio, TX	
7320	.San Diego, CA	
7240	.San Antonio, TX	

HOUSEHOLD

DATA	SIZE	BEGIN
7320	.San Diego, CA	
7362	.San Francisco-Oakland-San Jose, CA MSA	
7560	.Scranton-Wilkes-Barre, PA	
8000	.Springfield, MA	
8280	.Tampa-St. Petersburg-Clearwater, FL	
8400	.Toledo, OH	
8520	.Tucson, AZ	
8560	.Tulsa, OK	
8840	.Washington, DC-MD-VA	
8960	.West Palm Beach-Boca Raton-Delray Beach, FL	
9240	.Worcester, MA	
9280	.York, PA	
9320	.Youngstown-Warren, OH	
*		*
*	Edited control card fields	*
*		*
D H2-ACCES	1	355
	Control card item 13B - access to the unit	
U	All households	
V D	.Not applicable	
	1 .Direct - skip to housunit	
	2 .Through another unit	
D H2-KTCHN	1	356
	Control card item 13C - kitchen facilities	
U	All households	
V D	.Not applicable	
	1 .For this unit only	
	2 .Also used by another household	
	3 .None	
D H2-LVQTR	2	357
	Control card items 13D and 13E - housing/other unit	
U	All households	
V 1	.House, apartment, flat	
	2 .Hu in nontransient hotel, motel etc.	
	3 .Hu, permanent in transient hotel, motel, etc.	
	4 .Hu in rooming house	
	5 .Mobile home or trailer with no permanent room added	



HOUSEHOLD

DATA	SIZE	BEGIN
------	------	-------

- | | |
|----|--|
| 6 | .Mobile home or trailer with one or more permanent rooms added |
| 7 | .Nu not specified above |
| 8 | .Quarters not hu in rooming or boarding house |
| 9 | .Unit not permanent in transient hotels, motels, etc. |
| 10 | .Unoccupied tent or trailer site |
| 11 | .Other unit not specified above |

D H2-UNITS	2	359
Control card item 14 - number of units in structures, both occupied and vacant		

U All households

- | | |
|-----|-------------------------|
| V 1 | .Only 'other' units |
| 2 | .Mobile home or trailer |
| 3 | .One, detached |
| 4 | .One, attached |
| 5 | .Two |
| 6 | .3-4 |
| 7 | .5-9 |
| 8 | .10-19 |
| 9 | .20-49 |
| 10 | .50 or more |

D H2-TENUR	1	361
Control card item 15 - are the living quarters		

U All households

- | | |
|-----|--|
| V 1 | .Owned or being bought by someone in the household |
| 2 | .Rented for cash |
| 3 | .Occupied without payment of cash rent |

D H2-PUBHS	1	362
Control card item 16A - is the residence in a public housing project; that is, is it owned by a local housing authority		

U All households

- | | |
|-----|-----------------|
| V 0 | .Not applicable |
| 1 | .Yes |
| 2 | .No |

D H2-LORNT	1	363
Control card item 16B - are you paying lower rent because the Federal, State, or local government is paying part of		



HOUSEHOLD

DATA	SIZE	BEGIN
the cost		
U		All households
V	0	.Not applicable
	1	.Yes
	2	.No
D	H2-RACE	1 364
	Control card item 37A - race of reference person - only answered when household is type A noninterview	
U		Type A noninterview households
V	0	.Not applicable
	1	.White
	2	.Black
	3	.American Indian, Eskimo or Aleut
	4	.Asian or Pacific Islander
D	H2-SEX	1 365
	Control card item 37B - sex of reference person - only applicable for type A noninterview households	
U		Type A noninterview households
V	0	.Not applicable
	1	.Male
	2	.Female
D	H2-SIZE	2 366
	Control card item 37C - size of household - only applicable for type A noninterview households. Range = 0,30	
U		Type A noninterview households
V	0	.Not applicable
*		*
*		Preedited control card section *
*		*
D	H2-SAMPL	2 368
	Sample code - indicates panel year	
U		All households
D	H2-SEG	1 370
	Segment type - item 4 on the control card	
U		All households
V	1	.Address
	2	.Unit
	3	.Permit



HOUSEHOLD

DATA	SIZE	BEGIN
4 .Area		
5 .Special place		
D H2-INTCD	3	371
Interviewer code, an alphabetic followed by two numerics		
U All households		
D U2COWAVE	1	374
Wave for which the control card was first prepared (should be the wave in which household came into existence)		
U All households		
D U2FRMSLE	1	375
Control card item 12B - during the past 12 months did sales of crops, livestock, and other farm products from the place amount to \$1000 or more		
U All households		
V 0 .Not answered		
1 .Yes		
2 .No		
3 .Not applicable		
D U2-ACCES	1	376
Control card item 13B - access to the unit		
U All households		
V 0 .Not applicable		
1 .Direct - skip to housunit		
2 .Through another unit		
D U2-KTCHN	1	377
Control card item 13C - kitchen facilities		
U All households		
V 0 .Not applicable		
1 .For this unit only		
2 .Also used by another household		
3 .None		
D U2-LVQTR	2	378
Control card items 13D and 13E housing/other unit		
U All households		



HOUSEHOLD

DATA SIZE BEGIN

- V -9. Not answered
 0. Not answered (types B and C)
 1. House, apartment, flat
 2. Hh in nontransient hotel, motel, etc.
 3. Hh permanent in transient hotel,
 motel, etc.
 4. Hh in rooming house
 5. Mobile home or trailer with no permanent
 room added
 6. Mobile home or trailer with one or more
 permanent rooms added
 7. Hh not specified above
 8. Quarters not hh in rooming or boarding
 house
 9. Unit not permanent in transient hotel,
 motel, etc.
 10. Unoccupied tent or trailer site
 11. Other unit not specified above

D L2-UNITS 2 380
 Control card item 14 - number of units
 in structure, both occupied and vacant

U All households

- V -9. Not answered
 0. Not answered (types B and C)
 1. Only 'other' units
 2. Mobile home or trailer
 3. One, detached
 4. One, attached
 5. Two
 6. 3-4
 7. 5-9
 8. 10-19
 9. 20-49
 10. 50 or more

D L2-TENLR 1 382
 Control card item 15 - are the living
 quarters

U All households

- V 0 .Not answered (types B and C)
 1 .Owned or being bought by someone
 in the household
 2 .Rented for cash
 3 .Occupied without payment of cash rent
 9 .Not answered

HOUSEHOLD

DATA	SIZE	BEGIN
D U2-PUBHS	2	383
Control card item 16A - is the residence in a public housing project; that is, is it owned by a local housing authority		
U All households		
V 0 .Not applicable		
1 .Yes		
2 .No		
-1.Dk		
D U2-LORNT	2	385
Control card item 16B - are you paying lower rent because the Federal, State, or local government is paying part of the cost		
U All households		
V 0 .Not applicable		
1 .Yes		
2 .No		
-1.Dk		
D H2ITM36A	1	387
Control card item 36A - wave number associated with the interview status		
U All households		
D H2ITM36B	2	388
Control card item 36B - interview status code		
U All households		
V 1 .Interviewed		
2 .No one home		
3 .Temporarily absent		
4 .Refused		
5 .Unable to locate		
6 .Other		
23 .Entire household out-of-scope		
24 .Moved, address unknown		
25 .Moved within country beyond limit		
26 .All sample persons relisted on new control card(s)		
D U2-RACE	1	390
Control card item 37A - race of reference person - only answered when household is type A noninterview		
U Type A noninterview households		

HOUSEHOLD

DATA	SIZE	BEGIN
V 0 .Not applicable		
1 .White		
2 .Black		
3 .American Indian, Eskimo or Aleut		
4 .Asian or Pacific Islander		
9 .Not answered		
D U2-SEX	1	391
Control card item 37B - sex of reference person - only applicable for type A noninterview households		
U Type A noninterview households		
V 0 .Not applicable		
1 .Male		
2 .Female		
9 .Not answered		
D U2-SIZE	2	392
Control card item 37C - size of household - only applicable for type A noninterview households. Range = -9,30.		
U Type A noninterview households		
V -9 .Not answered		
0 .Not applicable		
D U2ITM38A	1	394
Control card item 38A - wave of visit Range = 0,9.		
U All households		
D U2ITM38B	2	395
Control card item 38B - month of visit Range = 0,12.		
U All households		
D U2TOTVST	2	397
Control card item 38D - total number of personal visits		
U All households		
V -9 .Not answered		
0 .Not applicable		
D U2TOTPHN	2	399
Control card item 38F - total number of telephone calls		
U All households		
V 0 .Not applicable		



HOUSEHOLD

DATA	SIZE	BEGIN
D U2CCRSPP	3	401
Control card item 38G - control card respondents person number		
U All households		
V 0 .Not applicable		
D H2-0010	1	404
Control card source code 10 - during listing did interviewer miss any babies or small children - first interview only		
U All households		
V 0 .Not answered		
1 .Yes		
2 .No		
D H2-0012	1	405
Control card source code 12 - during listing did interviewer miss any lodgers, boarders or persons employed at the residence - first interview		
U All households		
V 0 .Not answered		
1 .Yes		
2 .No		
D H2-0014	1	406
Control card source code 14 - during listing did interviewer miss anyone who usually lives here but is away now traveling, at school, or in a hospital - first interview		
U All households		
V 0 .Not answered		
1 .Yes		
2 .No		
D H2-0016	1	407
Control card source code 16 - during listing did interviewer miss anyone else staying at residence - first interview		
U All households		
V 0 .Not answered		
1 .Yes		
2 .No		

HOUSEHOLD

DATA	SIZE	BEGIN
D H2-0018	1	408
Control card source code 18 - to be answered during first interview at movers new address - are all persons listed on control card now living at this address		
U Mover households		
V 0 .Not applicable		
1 .Yes		
2 .No		
D H2-0020	1	409
Control card source code 20 - to be answered during first interview at movers new address - is anyone else living or staying here now		
U Mover households		
V 0 .Not applicable		
1 .Yes		
2 .No		
D H2-0022	8	410
Control card source codes 22, 26, 30, 34, 38, 42, 46 and 50 - are all persons listed as household members during the previous wave interview still living or staying here. There are 8 answer fields (1 character each) for waves 2 through 9.		
U All households		
V 0 .Not applicable		
1 .Yes		
2 .No		
D H2-0024	8	418
Control card source codes 24, 28, 32, 36, 40, 44, 48 and 52 - is anyone not listed during previous wave interview currently living or staying here. There are 8 answer fields (1 character each) for waves 2 through 9.		
U All households		
V 0 .Not applicable		
1 .Yes		
2 .No		
*		*
*	Receipt of Program Benefits	*
*		*

HOUSEHOLD

DATA	SIZE	BEGIN	
D H2-MEANS	1	426	
			Receipt of benefits from a means-tested program
U All households			
V 1			.One or more persons in household received benefits from a means-tested program
2			.No person in household received benefits from a means-tested program
D H2-CASH	1	427	
			Receipt of cash benefits
U All households			
V 1			.One or more persons in household received cash benefits from a means-tested program
2			.No person in household received cash benefits from a means-tested program
D H2NCASHB	1	428	
			Receipt of noncash benefits
U All households			
V 1			.One or more persons in household received food stamps
2			.One or more persons in household received noncash benefits from a program other than food stamps; no person received food stamps
3			.No person in household received noncash benefits
*			*
*			Household Low Income Cutoff *
*			*
D H2-POVS	5	429	
			Low income cutoff for this household. This is an annual income amount adjusted to the current month. Range = 0,30000.
U All households			
*			*
*			Household Income Aggregates *
*			These aggregates were derived from *
*			income figures that may have been *
*			previously topcoded. For a further *
*			discussion on topcoding, see the *
*			text section "Topcoding of Income *
*			Variables." *
*			*

HOUSEHOLD

DATA	SIZE	BEGIN
D H2TOTINC	9	434
Total household income for month 2 of the reference period. In dollars. Range = -1500000,1500000.		
U All households		
D H2-EARN	7	442
Total household earned income for month 2 of the reference period. In dollars. Range = 0,1500000.		
U All households		
D H2-PROP	8	449
Total household property income for month 2 of the reference period. In dollars. Range = -1500000,1500000.		
U All households		
D H2-TRAN	7	457
Total household means-tested cash transfers for month 2 of the reference period. In dollars. Range = 0,1500000.		
U All households		
D H2-OTHER	7	464
Total 'other' household income for month 2 of the reference period. In dollars. Range = 0,1500000.		
U All households		
D H2NONCSH	6	471
Noncash household income for month 2 of the reference period. In dollars. Includes dollar values for food stamps, WIC and energy assistance. Range = 0,1500000.		
U All households		
D H2SOCSEC	6	477
Total household social security income for month 2 of the reference period. In dollars. Range = 0,9999999.		
U All households		
D H2-SSI	6	483
Total household supplemental security income for month 2 of the reference		

HOUSEHOLD

DATA	SIZE	BEGIN
period. In dollars. Range = 0,999999.		
U All households		
D H2-UNEMP	5	489
Total household unemployment compensation for month 2 of the reference period. In dollars. Range = 0,999999.		
U All households		
D H2-VETS	6	495
Total household veterans payment income for month 2 of the reference period. In dollars. Range = 0,999999.		
U All households		
D H2-AFDC	6	501
Total household AFDC income for month 2 of the reference period. In dollars. Range = 0,999999.		
U All households		
D H2-FDSTP	6	507
Total household food stamps received for month 2 of the reference period. In dollars. Range = 0,999999.		
U All households		
*		*
* Recoded program questions		*
*		*
D H2-ENERGY	1	513
What type of energy assistance was received		
U Households receiving government energy assistance		
V 0 .Not applicable		
1 .Checks sent to household		
2 .Coupons or vouchers sent to household		
3 .Payments sent elsewhere		
4 .Checks and coupons or vouchers sent to household		
5 .Checks sent to household and payments sent elsewhere		
6 .Coupons or voucher sent to household and payments sent elsewhere		
7 .All three types of assistance		

1

HOUSEHOLD

DATA	SIZE	BEGIN	
D H2-LUNCH	1	514	
			Are the lunches free or reduced-price
U			Households with 1 or more children age 5 to 18
V D			.Not applicable
			1 .Free
			2 .Reduced-price
			3 .Both
D H2-BREAK	1	515	
			Are the breakfasts free or reduced-price
U			Households with 1 or more children age 5 to 18
V D			.Not applicable
			1 .Free
			2 .Reduced-price
			3 .Both
*			*
*			Program questions
*			*
D H2-4816	1	516	
			Has this household received energy assistance from the government in the past 4 months
U			All households
V 1			.Yes
			2 .No - skip to H2-4826
*			*
*			The next 3 fields (H2-4816 through
*			H2-4822) are possible answers to
*			the question:
*			*
*			Was this assistance received in the
*			form of checks, coupons or vouchers
*			sent to this household or were the
*			payments sent directly to a utility
*			company, fuel dealer, or landlord
*			*
D H2-4818	1	517	
			Checks sent to household
U			Households receiving government energy assistance
V D			.Not marked as a place where payments were sent or not in universe based on response to H2-4816.

HOUSEHOLD

DATA	SIZE	BEGIN
------	------	-------

1		.Marked as a place where payments were sent
---	--	---

0 H2-4820	1	518
		Coupons or vouchers sent to household
U		Households receiving government energy assistance

V 0		.Not marked as a place where payments were sent or not in universe based on response to H2-4816.
-----	--	--

1		.Marked as a place where payments were sent
---	--	---

0 H2-4822	1	519
		Payments sent directly to utility company, fuel dealer, or landlord
U		Households receiving government energy assistance

V 0		.Not marked as a place where payments were sent or not in universe based on response to H2-4816.
-----	--	--

1		.Marked as a place where payments were sent
---	--	---

0 H2-4824	6	520
		What was the total amount of the energy assistance received by this household during the past 4 months. Range = 0,999999.
U		Households receiving government energy assistance

V 0		.Not in universe
-----	--	------------------

0 H2-4826	1	526
		Check item P2
		Are there any children 5 to 18 years old who live in the household

U		All households
---	--	----------------

V 1		.Yes
-----	--	------

2		.No
---	--	-----

0 H2-4828	1	527
		Do any of the children in this household usually eat a complete hot lunch offered at school?
U		Households with 1 or more children age 5 to 18

Vertical line on the left side of the page.

HOUSEHOLD

DATA	SIZE	BEGIN
V 0 .Not in universe 1 .Yes 2 .No		
D H2-4830 How many children Total children = 1,20. U Households with 1 or more children age 5 to 18 V 0 .Not in universe	2	528
D H2-4832 Do any of the children receive free or reduced-price lunches this school year because they qualified for the Federal school lunch program U Households with 1 or more children age 5 to 18 V 0 .Not in universe 1 .Yes 2 .No- skip to H2-4840	1	530
D H2-4834 How many children Total children = 1,20. U Households with 1 or more children age 5 to 18 V 0 .Not in universe * * The next 2 fields (H2-4836 through * H2-4836) are possible answers to the * question: * * Are the lunches free or are they * reduced-price * *	2	531
D H2-4836 Free lunch U Households with 1 or more children age 5 to 18 receiving free lunches V 0 .Not marked as a free lunch or not in universe based on response to H2-4832 1 .Marked as a free lunch	1	533

HOUSEHOLD

DATA	SIZE	BEGIN
D H2-4838	1	534
Reduced-price lunch		
U Households with 1 or more children age 5 to 18 receiving reduced-price lunches		
V 0 .Not marked as a reduced-price lunch or not in universe based on response to H2-4832		
1 .Marked as a reduced-price lunch		
D H2-4840	1	535
Do any of the children receive free or reduced-price school breakfasts this school year		
U Households with 1 or more children age 5 to 18		
V 0 .Not in universe		
1 .Yes		
2 .No		
D H2-4842	2	536
How many children		
Total children = 1,201.		
U Households with 1 or more children age 5 to 18		
V 0 .Not in universe		
*		*
*	The next 2 fields (H2-4844 through	*
*	H2-4846) are possible answers to the	*
*	question:	*
*		*
*	Are the breakfasts free or are they	*
*	reduced-price	*
*		*
D H2-4844	1	538
Free breakfast		
U Households with 1 or more children age 5 to 18 receiving free breakfasts		
V 0 .Not marked as a free breakfast or not in universe based on response to H2-4840		
1 .Marked as a free breakfast		
D H2-4846	1	539
Reduced-price breakfast		

HOUSEHOLD

DATA	SIZE	BEGIN	
U			Households with 1 or more children age 5 to 18 receiving reduced-price breakfasts
V 0			.Not marked as a reduced-price breakfast or not in universe based on response to H2-4840
1			.Marked as a reduced-price breakfast
*			*
*			Program questions imputation flag
*			*
D H2-IMP06	1	540	
			Program questions imputation flag 6 Imputation of H2-4816
V 0			.Not imputed
1			.Imputed
D H2-IMP07	1	541	
			Program questions imputation flag 7 Imputation of H2-4818
V 0			.Not imputed
1			.Imputed
D H2-IMP08	1	542	
			Program questions imputation flag 8 Imputation of H2-4820
V 0			.Not imputed
1			.Imputed
D H2-IMP09	1	543	
			Program questions imputation flag 9 Imputation of H2-4822
V 0			.Not imputed
1			.Imputed
D H2-IMP10	1	544	
			Program questions imputation flag 10 Imputation of H2-4824
V 0			.Not imputed
1			.Imputed
D H2-IMP11	1	545	
			Program questions imputation flag 11 Imputation of H2-4828
V 0			.Not imputed
1			.Imputed

B2

HOUSEHOLD

DATA	SIZE	BEGIN
D H2-IMP12	1	546
Program questions imputation flag 12 Imputation of H2-4830		
V 0	.Not imputed	
1	.Imputed	
D H2-IMP13	1	547
Program questions imputation flag 13 Imputation of H2-4832		
V 0	.Not imputed	
1	.Imputed	
D H2-IMP14	1	548
Program questions imputation flag 14 Imputation of H2-4834		
V 0	.Not imputed	
1	.Imputed	
D H2-IMP15	1	549
Program questions imputation flag 15 Imputation of H2-4836		
V 0	.Not imputed	
1	.Imputed	
D H2-IMP16	1	550
Program questions imputation flag 16 Imputation of H2-4838		
V 0	.Not imputed	
1	.Imputed	
D H2-IMP17	1	551
Program questions imputation flag 17 Imputation of H2-4840		
V 0	.Not imputed	
1	.Imputed	
D H2-IMP18	1	552
Program questions imputation flag 18 Imputation of H2-4842		
V 0	.Not imputed	
1	.Imputed	
D H2-IMP19	1	553
Program questions imputation flag 19 Imputation of H2-4844		
V 0	.Not imputed	
1	.Imputed	

HOUSEHOLD

DATA	SIZE	BEGIN
D H2-IMP20	1	554
Program questions imputation files 20 Imputation of H2-4846		
V 0	.Not imputed	
1	.Imputed	
D H3-ADDID	2	555
Address ID. - This field differentiates households within the same psu, segment, and serial; that is, households which originate out of an original sample household		
U	All households	
D H3-MONTH	2	557
Month for which this household is defined. Range = 1,12		
U	All households	
D H3-YEAR	2	559
Year for which this household is defined. Range = 83,86		
U	All households	
D H3-NF	2	561
Number of families and pseudo families in this household in month 3 of the reference period. Range = 0,30		
U	All households	
D H3-FFCNT	2	563
Count of number of family groups (excluding related subfamilies) in this household in month 3 of the reference period. Range = 0,30		
U	All households	
D H3-SSCNT	2	565
Count of number of related subfamily groups in this household in month 3 of the reference period. Range = 0,30		
U	All households	

HOUSEHOLD

DATA	SIZE	BEGIN
D H3REFPER	5	567
Entry address ID and person number of the household reference person in month 3 of the reference period		
U All households		
D H3-NP	2	572
Number of persons in household in month 3 of the reference period		
Range = 0,30		
U All households		
D H3-MIS	1	574
Monthly household interview status		
U All households		
V 1	.Interview	
2	.Noninterview	
3	.Not in sample	
D H3-INT1	2	575
Wave 1 household interview status		
U All households		
V 0	.Not a wave 1 household	
1	.Interviewed	
2	.No one home	
3	.Temporarily absent	
4	.Refused	
5	.Unable to locate	
6	.Other	
9	.Vacant	
10	.Occupied by persons with URE	
11	.Unfit or to be demolished	
12	.Under construction; not ready	
13	.Converted to temporary business or storage	
14	.Unoccupied tent or trailer site	
15	.Permit granted; construction not started	
16	.Other type B	
17	.Demolished	
18	.House or trailer moved	
19	.Converted to permanent business or storage	
20	.Merged	
21	.Condemned	
22	.Other	

HOUSEHOLD

DATA	SIZE	BEGIN
D H3-BW	12	577
Base weight.		
Four implied decimal places.		
Range = 0.0000,100000.0000		
U All households		
D H3-WGT	12	589
Household weight--month 3.		
Four implied decimal places.		
Range = 0.0000,100000.0000		
U All households		
D H3-H5C	1	601
Half sample code for variance estimation		
U All households		
D H3-STRAT	2	602
Stratum code for variance estimation		
U All households		
D H3-STATE	2	604
FIPS State code for the household		
U All households		
V 01.Alabama		
04.Arizona		
05.Aransas		
06.Callifornia		
08.Colorado		
09.Connecticut		
10.Delaware		
11.District of Columbia		
12.Florida		
13.Georgia		
15.Hawaii		
17.Illinois		
18.Indiana		
19.Iowa		
20.Kansas		
21.Kentucky		
22.Louisiana		
23.Maine		
24.Maryland		
25.Massachusetts		
26.Michigan		
27.Minnesota		
29.Missouri		
30.Montana		

HOUSEHOLD

DATA	SIZE	BEGIN
31.Nebraska		
32.Nevada		
33.New Hampshire		
34.New Jersey		
36.New York		
37.North Carolina		
38.North Dakota		
39.Ohio		
40.Oklahoma		
41.Oregon		
42.Pennsylvania		
44.Rhode Island		
45.South Carolina		
47.Tennessee		
48.Texas		
49.Utah		
50.Vermont		
51.Virginia		
53.Washington		
55.Wisconsin		
90.Idaho, New Mexico, South Dakota, Wyoming		
91.Mississippi, West Virginia		
D H3-METRO	1	606
Metropolitan subsample		
U	All households	
V 1	.In metropolitan subsample	
2	.Not in metropolitan subfamily (may be metro or nonmetro)	
D H3-MSA	4	607
Identifiable MSA/CMSA codes as defined in 1983		
U	All households	
V 0000	.Not in metropolitan subsample or not in an identifiable MSA	
0160	.Albany-Schenectady-Troy, NY	
0640	.Austin, TX	
0840	.Beaumont-Port Arthur, TX	
1000	.Birmingham, AL	
1122	.Boston-Laurence-Salem, MA-NH CMSA (part in MA only)	
1282	.Buffalo-Niagara Falls, NY CMSA	
1602	.Chicago-Gary-Lake County (IL), IL-IN-WI CMSA (parts in IL and IN only)	
1642	.Cincinnati-Hamilton, OH-KY-IN CMSA	



HOUSEHOLD

DATA	SIZE	BEGIN
		(parts in OH and KY only)
1692		.Cleveland-Akron-Lorain, OH CMSA
1840		.Columbus, OH
1922		.Dallas-Fort Worth, TX CMSA
2000		.Dayton-Springfield, OH
2082		.Denver-Boulder, CO CMSA
2162		.Detroit-Ann Arbor, MI CMSA
2400		.Eugene-Springfield, OR
2840		.Fresno, CA
3120		.Greensboro-Winston-Salem-High Point, NC
3240		.Harrisburg-Lebanon-Carlisle, PA
3282		.Hartford-New Britain-Middletown, CT CMSA
3320		.Honolulu, HI
3362		.Houston-Galveston-Brazoria, TX CMSA
3480		.Indianapolis, IN
3762		.Kansas City, MO-Kansas City, KS CMSA (part in MO only)
4000		.Lancaster, PA
4472		.Los Angeles-Anaheim-Riverside, CA CMSA
4720		.Madison, WI
4920		.Memphis, TN-AR-MS (part in TN only)
4992		.Miami-Fort Lauderdale, FL CMSA
5082		.Milwaukee-Racine, WI CMSA
5160		.Mobile, AL
5360		.Nashville, TN
5480		.New Haven-Meriden, CT
5560		.New Orleans, LA
5602		.New York-Northern NJ-Long Island, NY-NJ-CT CMSA
5680		.Oklahoma City, OK
5920		.Omaha, NE-IA (part in NE only)
5960		.Orlando, FL
6162		.Philadelphia-Wilmington-Trenton, PA-NJ-DE-MD CMSA (parts in PA, NJ, and DE only)
6200		.Phoenix, AZ
6282		.Pittsburgh-Beaver Valley, PA CMSA
6442		.Portland-Vancouver, OR-WA CMSA (part in OR only)
6840		.Rochester, NY
6920		.Sacramento, CA
7042		.St. Louis-E. St. Louis-Alton, MO-IL CMSA (part in MO only)
7080		.Salem, OR



88

HOUSEHOLD

DATA	SIZE	BEGIN	
7240	.San Antonio, TX		
7320	.San Diego, CA		
7240	.San Antonio, TX		
7320	.San Diego, CA		
7362	.San Francisco-Oakland-San Jose, CA CMSA		
7560	.Scranton-Wilkes-Barre, PA		
8000	.Springfield, MA		
8280	.Tampa-St. Petersburg-Clearwater, FL		
8400	.Toledo, OH		
8520	.Tucson, AZ		
8560	.Tulsa, OK		
8840	.Washington, DC-MD-VA		
8960	.West Palm Beach-Boca Raton-DeLray Beach, FL		
9240	.Worcester, MA		
9280	.York, PA		
9320	.Youngstown-Warren, OH		
*			*
*	Edited control card fields		*
*			*
D	H3-ACCES	1	611
	Control card item 13B - access to the unit		
U	All households		
V	0 .Not applicable		
	1 .Direct - skip to housunit		
	2 .Through another unit		
D	H3-KTCHN	1	612
	Control card item 13C - kitchen facilities		
U	All households		
V	0 .Not applicable		
	1 .For this unit only		
	2 .Also used by another household		
	3 .None		
D	H3-LVQTR	2	613
	Control card items 13D and 13E - housing/other unit		
U	All households		
V	1 .House, apartment, flat		
	2 .Hu in nontransient hotel, motel etc.		
	3 .Hu, permanent in transient hotel, motel, etc.		



HOUSEHOLD

DATA	SIZE	BEGIN
4		
5		
6		
7		
8		
9		
10		
11		
D H3-UNITS	2	615
		Control card item 14 - number of units in structure, both occupied and vacant
U All households		
V 1		.Only 'other' units
2		.Mobile home or trailer
3		.One, detached
4		.One, attached
5		.Two
6		.3-4
7		.5-9
8		.10-19
9		.20-49
10		.50 or more
D H3-TENUR	1	617
		Control card item 15 - are the living quarters
U All households		
V 1		.Owned or being bought by someone in the household
2		.Rented for cash
3		.Occupied without payment of cash rent
D H3-PUBHS	1	618
		Control card item 16A - Is the residence in a public housing project; that is, is it owned by a local housing authority
U All households		
V 0		.Not applicable
1		.Yes
2		.No
D H3-LORNT	1	619
		Control card item 16B - are you paying

.....

HOUSEHOLD

DATA	SIZE	BEGIN
2 .Unit		
3 .Permit		
4 .Area		
5 .Special place		
D H3-INTCD	3	627
Interviewer code, an alphabetic followed by two numerics		
U All households		
D LBCCWAVE	1	630
Wave for which the control card was first prepared (should be the wave in which household came into existence)		
U All households		
D LBFRMSLE	1	631
Control card item 12B - during the past 12 months did sales of crops, livestock, and other farm products from the place amount to \$1000 or more		
U All households		
V 0 .Not answered		
1 .Yes		
2 .No		
3 .Not applicable		
D LB-ACCES	1	632
Control card item 13B - access to the unit		
U All households		
V 0 .Not applicable		
1 .Direct - skip to housunit		
2 .Through another unit		
D LB-KTCHN	1	633
Control card item 13C - kitchen facilities		
U All households		
V 0 .Not applicable		
1 .For this unit only		
2 .Also used by another household		
3 .None		
D LB-LVQTR	2	634
Control card items 13D and 13E		



HOUSEHOLD

DATA	SIZE	BEGIN
housing/other unit		
U All households		
V -9. Not answered		
0. Not answered (types B and C)		
1. House, apartment, flat		
2. Hu in nontransient hotel, motel, etc.		
3. Hu, permanent in transient hotel, motel, etc.		
4. Hu in rooming house		
5. Mobile home or trailer with no permanent room added		
6. Mobile home or trailer with one or more permanent rooms added		
7. Hu not specified above		
8. Quarters not hu in rooming or boarding house		
9. Unit not permanent in transient hotel, motel, etc.		
10. Unoccupied tent or trailer site		
11. Other unit not specified above		
D U3-UNITS	2	636
Control card item 14 - number of units in structure, both occupied and vacant		
U All households		
V -9. Not answered		
0. Not answered (types B and C)		
1. Only 'other' units		
2. Mobile home or trailer		
3. One, detached		
4. One, attached		
5. Two		
6. 3-4		
7. 5-9		
8. 10-19		
9. 20-49		
10. 50 or more		
D U3-TENUR	1	638
Control card item 15 - are the living quarters		
U All households		
V 0 .Not answered (types B and C)		
1 .Owned or being bought by someone in the household		
2 .Rented for cash		
3 .Occupied without payment of cash rent		
9 .Not answered		

HOUSEHOLD

DATA	SIZE	BEGIN
D U3-PUBHS	2	639
Control card item 16A - is the residence in a public housing project; that is, is it owned by a local housing authority		
U All households		
V 0	.Not applicable	
1	.Yes	
2	.No	
-1	.Dk	
D U3-LORNT	2	641
Control card item 16B - are you paying lower rent because the Federal, State, or local government is paying part of the cost		
U All households		
V 0	.Not applicable	
1	.Yes	
2	.No	
-1	.Dk	
D H3ITM36A	1	643
Control card item 36A - wave number associated with the interview status		
U All households		
D H3ITM36B	2	644
Control card item 36B - interview status code		
U All households		
V 1	.Interviewed	
2	.No one home	
3	.Temporarily absent	
4	.Refused	
5	.Unable to locate	
6	.Other	
23	.Entire household out-of-scope	
24	.Moved; address unknown	
25	.Moved within country beyond limit	
26	.All sample persons related on new control card(s)	
D U3-RACE	1	646
Control card item 37A - race of reference person - only answered when household is type A noninterview		
U Type A noninterview households		

Vertical line on the left side of the page.

HOUSEHOLD

DATA	SIZE	BEGIN
V 0 .Not applicable		
1 .White		
2 .Black		
3 .American Indian, Eskimo or Aleut		
4 .Asian or Pacific Islander		
9 .Not answered		
D U3-SEX	1	647
Control card item 37B - sex of reference person - only applicable for type A noninterview households		
U Type A noninterview household		
V 0 .Not applicable		
1 .Male		
2 .Female		
9 .Not answered		
D U3-SIZE	2	648
Control card item 37C - size of household - only applicable for type A noninterview households. Range = -9,30.		
U Type A noninterview households		
V -9 .Not answered		
0 .Not applicable		
D U3ITM38A	1	650
Control card item 38A - wave of visit Range = 0,9.		
U All households		
D U3ITM38B	2	651
Control card item 38B - month of visit Range = 0,12.		
U All households		
D U3TOTVST	2	653
Control card item 38D - total number of personal visits		
U All households		
V -9 .Not answered		
0 .Not applicable		
D U3TOTPHN	2	655
Control card item 38F - total number of telephone calls		
U All households		
V 0 .Not applicable		

HOUSEHOLD

DATA	SIZE	BEGIN
D L3CCRSPP	3	657
Control card item 386 - control card respondents person number		
U All households		
V 0 .Not applicable		
D H3-0010	1	660
Control card source code 10 - during listing did interviewer miss any babies or small children - first interview only		
U All households		
V 0 .Not answered		
1 .Yes		
2 .No		
D H3-0012	1	661
Control card source code 12 - during listing did interviewer miss any lodgers, boarders or persons employed at the residence - first interview		
U All households		
V 0 .Not answered		
1 .Yes		
2 .No		
D H3-0014	1	662
Control card source code 14 - during listing did interviewer miss anyone who usually lives here but is away now traveling, at school, or in a hospital - first interview		
U All households		
V 0 .Not answered		
1 .Yes		
2 .No		
D H3-0016	1	663
Control card source code 16 - during listing did interviewer miss anyone else staying at residence - first interview		
U All households		
V 0 .Not answered		
1 .Yes		
2 .No		

HOUSEHOLD

DATA	SIZE	BEGIN
D H3-0018	1	664
Control card source code 18 - to be answered during first interview at movers new address - are all persons listed on control card now living at this address		
U Mover households		
V 0 .Not applicable		
1 .Yes		
2 .No		
D H3-0020	1	665
Control card source code 20 - to be answered during first interview at movers new address - Is anyone else living or staying here now		
U Mover households		
V 0 .Not applicable		
1 .Yes		
2 .No		
D H3-0022	8	666
Control card source codes 22, 26, 30, 34, 38, 42, 46 and 50 - are all persons listed as household members during the previous wave interview still living or staying here. There are 8 answer fields (1 character each) for waves 2 through 9.		
U All households		
V 0 .Not applicable		
1 .Yes		
2 .No		
D H3-0024	8	674
Control card source codes 24, 28, 32, 36, 40, 44, 48 and 52 - is anyone not listed during previous wave interview currently living or staying here. There are 8 answer fields (1 character each) for waves 2 through 9.		
U All households		
V 0 .Not applicable		
1 .Yes		
2 .No		
*		*
*	Receipt of Program Benefits	*
*		*

HOUSEHOLD

DATA	SIZE	BEGIN	
D H3-MEANS	1	682	
			Receipt of benefits from a means-tested program
U All households			
V 1			.One or more persons in household received benefits from a means-tested program
2			.No person in household received benefits from a means-tested program
D H3-CASH	1	683	
			Receipt of cash benefits
U All households			
V 1			.One or more persons in household received cash benefits from a means-tested program
2			.No person in household received cash benefits from a means-tested program
D H3NCASHB	1	684	
			Receipt of noncash benefits
U All households			
V 1			.One or more persons in household received food stamps
2			.One or more persons in household received noncash benefits from a program other than food stamps; no person received food stamps
3			.No person in household received noncash benefits
*			*
*			Household Low Income Cutoff
*			*
D H3-POV\$	5	685	
			Low income cutoff for this household. This is an annual income amount adjusted to the current month. Range = 0,30000.
U All households			
*			*
*			Household Income Aggregates
*			These aggregates were derived from
*			income figures that may have been
*			previously topcoded. For a further
*			discussion on topcoding, see the
*			text section "Topcoding of Income
*			Variables."
*			*

HOUSEHOLD

DATA	SIZE	BEGIN
D H3TOTINC	8	690
Total household income for month 3 of the reference period. In dollars. Range = -1500000,1500000.		
U All households		
D H3-EARN	7	698
Total household earned income for month 3 of the reference period. In dollars. Range = 0,1500000.		
U All households		
D H3-PROP	8	705
Total household property income for month 3 of the reference period. In dollars. Range = -1500000,1500000.		
U All households		
D H3-TRAN	7	713
Total household means-tested cash transfers for month 3 of the reference period. In dollars. Range = 0,1500000.		
U All households		
D H3-OTHER	7	720
Total 'other' household income for month 3 of the reference period. In dollars. Range = 0,1500000.		
U All households		
D H3NONCSH	6	727
Noncash household income for month 3 of the reference period. In dollars. Includes dollar values for food stamps, WIC and energy assistance. Range = 0,1500000.		
U All households		
D H3SOCSEC	6	733
Total household social security income for month 3 of the reference period. In dollars. Range = 0,9999999.		
U All households		
D H3-SSI	6	739
Total household supplemental security income for month 3 of the reference		



HOUSEHOLD

DATA	SIZE	BEGIN	
			period. In dollars. Range = 0,999999.
U			All households
D	H3-UNEMP	6 745	
			Total household unemployment compensation for month 3 of the reference period. In dollars. Range = 0,999999.
U			All households
D	H3-VETS	6 751	
			Total household veterans payment income for month 3 of the reference period. In dollars. Range = 0,999999.
U			All households
D	H3-AFDC	6 757	
			Total household AFDC income for month 3 of the reference period. In dollars. Range = 0,999999.
U			All households
D	H3-FDSTP	6 763	
			Total household food stamps received for month 3 of the reference period. In dollars. Range = 0,999999.
U			All households
*			*
*			Recoded program questions *
*			*
D	H3-ENERGY	1 769	
			What type of energy assistance was received
U			Households receiving government energy assistance
V	0		.Not applicable
	1		.Checks sent to household
	2		.Coupons or vouchers sent to household
	3		.Payments sent elsewhere
	4		.Checks and coupons or vouchers sent to household
	5		.Checks sent to household and payments sent elsewhere
	6		.Coupons or voucher sent to household and payments sent elsewhere
	7		.All three types of assistance

1

100

HOUSEHOLD

DATA	SIZE	BEGIN
D H3-LUNCH	1	770
Are the lunches free or reduced-price		
U	Households with 1 or more children age 5 to 18	
V	0 .Not applicable	
	1 .Free	
	2 .Reduced-price	
	3 .Both	
D H3-BREAK	1	771
Are the breakfasts free or reduced-price		
U	Households with 1 or more children age 5 to 18	
V	0 .Not applicable	
	1 .Free	
	2 .Reduced-price	
	3 .Both	
*		*
*	Program questions	*
*		*
D H3-4816	1	772
Has this household received energy assistance from the government in the past 4 months		
U	All households	
V	1 .Yes	
	2 .No - skip to H3-4826	
*		*
*	The next 3 fields (H3-4818 through	*
*	H3-4822) are possible answers to	*
*	the question:	*
*		*
*	Was this assistance received in the	*
*	form of checks, coupons or vouchers	*
*	sent to this household or were the	*
*	payments sent directly to a utility	*
*	company, fuel dealer, or landlord	*
*		*
D H3-4818	1	773
Checks sent to household		
U	Households receiving government energy assistance	
V	0 .Not marked as a place where payments were sent or not in universe based on response to H3-4816.	

HOUSEHOLD

DATA SIZE BEGIN

1 .Marked as a place where payments
were sent

D H3-4820 1 774
Coupons or vouchers sent to household
U Households receiving government energy
assistance

V 0 .Not marked as a place where payments
were sent or not in universe based
on response to H3-4816.

1 .Marked as a place where payments
were sent

D H3-4822 1 775
Payments sent directly to utility
company, fuel dealers or landlord
U Households receiving government energy
assistance

V 0 .Not marked as a place where payments
were sent or not in universe based
on response to H3-4816.

1 .Marked as a place where payments
were sent

D H3-4824 6 776
What was the total amount of the
energy assistance received by this
household during the past 4 months.
Range = 0,999999.

U Households receiving government energy
assistance

V 0 .Not in universe

D H3-4826 1 782
Check item P2
Are there any children 5 to 18 years
old who live in the household

U All households

V 1 .Yes
2 .No

D H3-4828 1 783
Do any of the children in this
household usually eat a complete
hot lunch offered at school

U Households with 1 or more
children age 5 to 18

HOUSEHOLD

DATA	SIZE	BEGIN
V 0 .Not in universe 1 .Yes 2 .No		
D H3-4830 How many children Total children = 1,201	2	784
U Households with 1 or more children age 5 to 18		
V 0 .Not in universe		
D H3-4832 Do any of the children receive free or reduced-price lunches this school year because they qualified for the Federal school lunch program	1	786
U Households with 1 or more children age 5 to 18		
V 0 .Not in universe 1 .Yes 2 .No- skip to H3-4840		
D H3-4834 How many children Total children = 1,201	2	787
U Households with 1 or more children age 5 to 18		
V 0 .Not in universe		
* * The next 2 fields (H3-4836 through * H3-4838) are possible answers to the * questions: * * Are the lunches free or are they * reduced-price *		* * * * * * *
D H3-4836 Free lunch	1	789
U Households with 1 or more children age 5 to 18 receiving free lunches		
V 0 .Not marked as a free lunch or not in universe based on response to H3-4832 1 .Marked as a free lunch		



HOUSEHOLD

DATA	SIZE	BEGIN	
D H3-4838	1	790	
			Reduced-price lunch
U			Households with 1 or more children age 5 to 18 receiving reduced-price lunches
V 0			.Not marked as a reduced-price lunch or not in universe based on response to H3-4832
1			.Marked as a reduced-price lunch
D H3-4840	1	791	
			Do any of the children receive free or reduced-price school breakfasts this school year
U			Households with 1 or more children age 5 to 18
V 0			.Not in universe
1			.Yes
2			.No
D H3-4842	2	792	
			How many children Total children = 1,20.
U			Households with 1 or more children age 5 to 18
V 0			.Not in universe
*			*
*			The next 2 fields (H3-4844 through
*			H3-4846) are possible answers to the
*			question:
*			*
*			Are the breakfasts free or are they
*			reduced-price
*			*
D H3-4844	1	794	
			Free breakfast
U			Households with 1 or more children age 5 to 18 receiving free breakfasts
V 0			.Not marked as a free breakfast or not in universe based on response to H3-4840
1			.Marked as a free breakfast
D H3-4846	1	795	
			Reduced-price breakfast

HOUSEHOLD

DATA	SIZE	BEGIN
U Households with 1 or more children age 5 to 18 receiving reduced-price breakfasts		
V 0		.Not marked as a reduced-price breakfast or not in universe based on response to H3-4840
1		.Marked as a reduced-price breakfast
*		*
*		Program questions imputation flag
*		*
D H3-IMP06	1	796
		Program questions imputation flag 6
		Imputation of H3-4816
V 0		.Not imputed
1		.Imputed
D H3-IMP07	1	797
		Program questions imputation flag 7
		Imputation of H3-4818
V 0		.Not imputed
1		.Imputed
D H3-IMP08	1	798
		Program questions imputation flag 8
		Imputation of H3-4820
V 0		.Not imputed
1		.Imputed
D H3-IMP09	1	799
		Program questions imputation flag 9
		Imputation of H3-4822
V 0		.Not imputed
1		.Imputed
D H3-IMP10	1	800
		Program questions imputation flag 10
		Imputation of H3-4824
V 0		.Not imputed
1		.Imputed
D H3-IMP11	1	801
		Program questions imputation flag 11
		Imputation of H3-4828
V 0		.Not imputed
1		.Imputed



DATA	SIZE	BEGIN
D H3-IMP12	1	802
Program questions imputation flag 12		
Imputation of H3-4830		
V 0	.Not imputed	
1	.Imputed	
D H3-IMP13	1	803
Program questions imputation flag 13		
Imputation of H3-4832		
V 0	.Not imputed	
1	.Imputed	
D H3-IMP14	1	804
Program questions imputation flag 14		
Imputation of H3-4834		
V 0	.Not imputed	
1	.Imputed	
D H3-IMP15	1	805
Program questions Imputation flag 15		
Imputation of H3-4836		
V 0	.Not imputed	
1	.Imputed	
D H3-IMP16	1	806
Program questions Imputation flag 16		
Imputation of H3-4838		
V 0	.Not imputed	
1	.Imputed	
D H3-IMP17	1	807
Program questions imputation flag 17		
Imputation of H3-4840		
V 0	.Not imputed	
1	.Imputed	
D H3-IMP18	1	808
Program questions imputation flag 18		
Imputation of H3-4842		
V 0	.Not imputed	
1	.Imputed	
D H3-IMP19	1	809
Program questions imputation flag 19		
Imputation of H3-4844		
V 0	.Not imputed	
1	.Imputed	



HOUSEHOLD

DATA	SIZE	BEGIN
D H3-IMP20	1	810
Program questions imputation flag 20 Imputation of H3-4846		
V 0	.Not imputed	
1	.Imputed	
D H4-ADD10	2	811
Address ID. - This field differentiates households within the same psu, segment, and serial; that is, households which originate out of an original sample household		
U	All households	
D H4-MONTH	2	813
Month for which this household is defined. Range = 1,12		
U	All households	
D H4-YEAR	2	815
Year for which this household is defined. Range = 83,86		
U	All households	
D H4-NF	2	817
Number of families and pseudo families in this household in month 4 of the reference period. Range = 0,30		
U	All households	
D H4-FFCNT	2	819
Count of number of family groups (excluding related subfamilies) in this household in month 4 of the reference period. Range = 0,30		
U	All households	
D H4-SSCNT	2	821
Count of number of related subfamily groups in this household in month 4 of the reference period. Range = 0,30		
U	All households	

HOUSEHOLD

DATA	SIZE	BEGIN
D H4REFPER	5	823
Entry address ID and person number of the household reference person in month 4 of the reference period		
U All households		
D H4-NP	2	828
Number of persons in household in month 4 of the reference period		
Range = 0,30		
U All households		
D H4-MIS	1	830
Monthly household interview status		
U All households		
V 1	.Interview	
2	.Noninterview	
3	.Not in sample	
D H4-INT1	2	831
Wave 1 household interview status		
U All households		
V 0	.Not a wave 1 household	
1	.Interviewed	
2	.No one home	
3	.Temporarily absent	
4	.Refused	
5	.Unable to locate	
6	.Other	
9	.Vacant	
10	.Occupied by persons with LRE	
11	.Unfit or to be demolished	
12	.Under construction; not ready	
13	.Converted to temporary business or storage	
14	.Unoccupied tent or trailer site	
15	.Permit granted; construction not started	
16	.Other type B	
17	.Demolished	
18	.House or trailer moved	
19	.Converted to permanent business or storage	
20	.Merged	
21	.Condemned	
22	.Other	



108

HOUSEHOLD

DATA	SIZE	BEGIN
D H4-BW	12	833
Base weight.		
Four implied decimal places.		
Range = 0.0000,100000.0000		
U All households		
D H4-WGT	12	845
Household weight--month 4.		
Four implied decimal places.		
Range = 0.0000,100000.0000		
U All households		
D H4-HSC	1	857
Half sample code for variance estimation		
U All households		
D H4-STRAT	2	858
Stratum code for variance estimation		
U All households		
D H4-STATE	2	860
FIPS State code for the household		
U All households		
V 01.	Alabama	
04.	Arizona	
05.	Arkansas	
06.	California	
08.	Colorado	
09.	Connecticut	
10.	Delaware	
11.	District of Columbia	
12.	Florida	
13.	Georgia	
15.	Hawaii	
17.	Illinois	
18.	Indiana	
19.	Iowa	
20.	Kansas	
21.	Kentucky	
22.	Louisiana	
23.	Maine	
24.	Maryland	
25.	Massachusetts	
26.	Michigan	
27.	Minnesota	
29.	Missouri	
30.	Montana	

HOUSEHOLD

DATA	SIZE	BEGIN
31.Nebraska		
32.Nevada		
33.New Hampshire		
34.New Jersey		
36.New York		
37.North Carolina		
38.North Dakota		
39.Ohio		
40.Oklahoma		
41.Oregon		
42.Pennsylvania		
44.Rhode Island		
45.South Carolina		
47.Tennessee		
48.Texas		
49.Utah		
50.Vermont		
51.Virginia		
53.Washington		
55.Wisconsin		
90.Idaho; New Mexico; South Dakota; Wyoming		
91.Mississippi; West Virginia		
D HA-METRO	1	862
Metropolitan subsample		
U All households		
V 1 .In metropolitan subsample		
2 .Not in metropolitan subsample (may be metro or nonmetro)		
D HA-MSA	4	863
Identifiable MSA/CMSA codes as defined in 1983		
U All households		
V 0000 .Not in metropolitan subsample or not in an identifiable MSA		
0160 .Albany-Schenectady-Troy, NY		
0640 .Austin, TX		
0840 .Beaumont-Port Arthur, TX		
1000 .Birmingham, AL		
1122 .Boston-Lawrence-Salem, MA-NH CMSA (part in MA only)		
1282 .Buffalo-Niagara Falls, NY CMSA		
1602 .Chicago-Gary-Lake County (IL); IL-IN-WI CMSA (parts in IL and IN only)		
1642 .Cincinnati-Hamilton, OH-KY-IN CMSA		

HOUSEHOLD

DATA	SIZE	BEGIN
		(parts in OH and KY only)
1692		.Cleveland-Akron-Lorain, OH CMSA
1840		.Columbus, OH
1922		.Dallas-Fort Worth, TX CMSA
2000		.Dayton-Springfield, OH
2082		.Denver-Boulder, CO CMSA
2162		.Detroit-Ann Arbor, MI CMSA
2400		.Eugene-Springfield, OR
2840		.Fresno, CA
3120		.Greensboro-Winston-Salem-High Point, NC
3240		.Harrisburg-Lebanon-Carlisle, PA
3282		.Hartford-New Britain-Middletown, CT CMSA
3320		.Honolulu, HI
3362		.Houston-Galveston-Brazoria, TX CMSA
3480		.Indianapolis, IN
3762		.Kansas City, MO-Kansas City, KS CMSA (part in MO only)
4000		.Lancaster, PA
4472		.Los Angeles-Anaheim-Riverside, CA CMSA
4720		.Madison, WI
4920		.Memphis, TN-AR-MG (part in TN only)
4992		.Miami-Fort Lauderdale, FL CMSA
5082		.Milwaukee-Racine, WI CMSA
5160		.Mobile, AL
5360		.Nashville, TN
5480		.New Haven-Meriden, CT
5560		.New Orleans, LA
5602		.New York-Northern NJ-Long Island, NY-NJ-CT CMSA
5880		.Oklahoma City, OK
5920		.Omaha, NE-IA (part in NE only)
5960		.Orlando, FL
6162		.Philadelphia-Wilmington-Trenton, PA-NJ-DE-MD CMSA (parts in PA, NJ, and DE only)
6200		.Phoenix, AZ
6282		.Pittsburgh-Beaver Valley, PA CMSA
6442		.Portland-Vancouver, OR-WA CMSA (part in OR only)
6840		.Rochester, NY
6920		.Sacramento, CA
7042		.St. Louis-E. St. Louis-Alton, MO-IL CMSA (part in MO only)
7080		.Salem, OR

HOUSEHOLD

DATA	SIZE	BEGIN
7240	.San Antonio, TX	
7320	.San Diego, CA	
7240	.San Antonio, TX	
7320	.San Diego, CA	
7362	.San Francisco-Oakland-San Jose, CA CMSA	
7560	.Scranton-Wilkes-Barre, PA	
8000	.Springfield, MA	
8280	.Tampa-St. Petersburg-Clearwater, FL	
8400	.Toledo, OH	
8520	.Tucson, AZ	
8560	.Tulsa, OK	
8840	.Washington, DC-MD-VA	
8960	.West Palm Beach-Boca Raton-Delray Beach, FL	
9240	.Worcester, MA	
9280	.York, PA	
9320	.Youngstown-Warren, OH	
*		*
*	Edited control card fields	*
*		*
D H4-ACCES	1	B67
	Control card item 13B - access to the unit	
U	All households	
V 0	.Not applicable	
	1 .Direct - skip to housunit	
	2 .Through another unit	
D H4-KTCHN	1	B66
	Control card item 13C - kitchen facilities	
U	All households	
V 0	.Not applicable	
	1 .For this unit only	
	2 .Also used by another household	
	3 .None	
D H4-LVQTR	2	B69
	Control card items 13D and 13E - housing/other unit	
U	All households	
V 1	.House, apartment, flat	
	2 .Hu in nontransient hotel, motel etc.	
	3 .Hu, permanent in transient hotel, motel, etc.	



HOUSEHOLD

DATA	SIZE	BEGIN
4 .Hu in rooming house		
5 .Mobile home or trailer with no permanent room added		
6 .Mobile home or trailer with one or more permanent rooms added		
7 .Hu not specified above		
8 .Quarters not hu in rooming or boarding house		
9 .Unit not permanent in transient hotel; motel; etc.		
10 .Unoccupied tent or trailer site		
11 .Other unit not specified above		
D H4-UNITS	2	871
Control card item 14 - number of units in structure, both occupied and vacant		
U All households		
V 1 .Only 'other' units		
2 .Mobile home or trailer		
3 .One, detached		
4 .One, attached		
5 .Two		
6 .3-4		
7 .5-9		
8 .10-19		
9 .20-49		
10 .50 or more		
D H4-TENUR	1	873
Control card item 15 - are the living quarters		
U All households		
V 1 .Owned or being bought by someone in the household		
2 .Rented for cash		
3 .Occupied without payment of cash rent		
D H4-PUBHS	1	874
Control card item 16A - Is the residence in a public housing project; that is, is it owned by a local housing authority		
U All households		
V 0 .Not applicable		
1 .Yes		
2 .No		
D H4-LORNT	1	875
Control card item 16B - are you paying		



HOUSEHOLD

DATA	SIZE	BEGIN
lower rent because the Federal, State, or local government is paying part of the cost		
U	All households	
V	0 .Not applicable	
	1 .Yes	
	2 .No	
D	H4-RACE	1 876
Control card item 37A - race of reference person - only answered when household is type A noninterview		
U	Type A noninterview households	
V	0 .Not applicable	
	1 .White	
	2 .Black	
	3 .American Indian, Eskimo or Aleut	
	4 .Asian or Pacific Islander	
D	H4-SEX	1 877
Control card item 37B - sex of reference person - only applicable for type A noninterview households		
U	Type A noninterview households	
V	0 .Not applicable	
	1 .Male	
	2 .Female	
D	H4-SIZE	2 878
Control card item 37C - size of household - only applicable for type A noninterview households. Range = 0,30		
U	Type A noninterview households	
V	0 .Not applicable	
*		*
*	Preedited control card section	*
*		*
D	H4-SAMPL	2 880
Sample code - indicates panel year		
U	All households	
D	H4-SEG	1 882
Segment type - item 4 on the control card		
U	All households	
V	1 .Address	

HOUSEHOLD

DATA	SIZE	BEGIN
2 .Unit		
3 .Permit		
4 .Area		
5 .Special place		
D H4-INTCD	3	883
Interviewer code, an alphabetic followed by two numerics		
U All households		
D U4CCWAVE	1	886
Wave for which the control card was first prepared (should be the wave in which household came into existence)		
U All households		
D U4FRMSLE	1	887
Control card item 12B - during the past 12 months did sales of crops, livestock, and other farm products from the place amount to \$1000 or more		
U All households		
V 0 .Not answered		
1 .Yes		
2 .No		
3 .Not applicable		
D U4-ACCES	1	888
Control card item 13B - access to the unit		
U All households		
V 0 .Not applicable		
1 .Direct - skip to housunit		
2 .Through another unit		
D U4-KTCHN	1	889
Control card item 13C - kitchen facilities		
U All households		
V 0 .Not applicable		
1 .For this unit only		
2 .Also used by another household		
3 .None		
D U4-LVGTR	2	890
Control card items 13D and 13E		

HOUSEHOLD

DATA	SIZE	BEGIN
		housing/other unit
U		All households
V	-9	Not answered
	0	Not answered (types B and C)
	1	House, apartment, flat
	2	Hu in nontransient hotel, motel etc.
	3	Hu, permanent in transient hotel, motel, etc.
	4	Hu in rooming house
	5	Mobile home or trailer with no permanent room added
	6	Mobile home or trailer with one or more permanent rooms added
	7	Hu not specified above
	8	Quarters not hu in rooming or boarding house
	9	Unit not permanent in transient hotel, motel, etc.
	10	Unoccupied tent or trailer site
	11	Other unit not specified above
D	U4-UNITS	2 892
		Control card item 14 - number of units in structure, both occupied and vacant
U		All households
V	-9	Not answered
	0	Not answered (types B and C)
	1	Only 'other' units
	2	Mobile home or trailer
	3	One, detached
	4	One, attached
	5	Two
	6	3-4
	7	5-9
	8	10-19
	9	20-49
	10	50 or more
D	U4-TENUR	1 894
		Control card item 15 - are the living quarters
U		All households
V	0	Not answered (types B and C)
	1	Owned or being bought by someone in the household
	2	Rented for cash
	3	Occupied without payment of cash rent
	9	Not answered

HOUSEHOLD

DATA	SIZE	BEGIN
D U4-PLBHS	2	895
Control card item 16A - is the residence in a public housing project; that is, is it owned by a local housing authority		
U All households		
V 0 .Not applicable		
1 .Yes		
2 .No		
-1.Dk		
D U4-LORNT	2	897
Control card item 16B - are you paying lower rent because the Federal, State, or local government is paying part of the cost		
U All households		
V 0 .Not applicable		
1 .Yes		
2 .No		
-1.Dk		
D H4ITM36A	1	899
Control card item 36A - wave number associated with the interview status		
U All households		
D H4ITM36B	2	900
Control card item 36B - interview status code		
U All households		
V 1 .Interviewed		
2 .No one home		
3 .Temporarily absent		
4 .Refused		
5 .Unable to locate		
6 .Other		
23 .Entire household out-of-scope		
24 .Moved; address unknown		
25 .Moved within country beyond limit		
26 .All sample persons relisted on new control card(s)		
D U4-RACE	1	902
Control card item 37A - race of reference person - only answered when household is type A noninterview		
U Type A noninterview households		

HOUSEHOLD

DATA	SIZE	BEGIN
V 0 .Not applicable		
1 .White		
2 .Black		
3 .American Indian, Eskimo or Aleut		
4 .Asian or Pacific Islander		
9 .Not answered		
D U4-SEX	1	903
Control card item 37B - sex of reference person - only applicable for type A noninterview households		
U Type A noninterview households		
V 0 .Not applicable		
1 .Male		
2 .Female		
9 .Not answered		
D U4-SIZE	2	904
Control card item 37C - size of household - only applicable for type A noninterview households. Range = -9,30.		
U Type A noninterview households		
V -9 .Not answered		
0 .Not applicable		
D U4ITM38A	1	906
Control card item 38A - wave of visit Range = 0,9.		
U All households		
D U4ITM38B	2	907
Control card item 38B - month of visit Range = 0,12.		
U All households		
D U4TOTVST	2	909
Control card item 38D - total number of personal visits		
U All households		
V -9 .Not answered		
0 .Not applicable		
D U4TOTPHN	2	911
Control card item 38F - total number of telephone calls		
U All households		
V 0 .Not applicable		



HOUSEHOLD

DATA	SIZE	BEGIN
D U4CCRSPP	3	913
Control card item 38G - control card respondents person number		
U All households		
V 0 .Not applicable		
D H4-0010	1	916
Control card source code 10 - during listing did interviewer miss any babies or small children - first interview only		
U All households		
V 0 .Not answered		
1 .Yes		
2 .No		
D H4-0012	1	917
Control card source code 12 - during listing did interviewer miss any lodgers, boarders or persons employed at the residence - first interview		
U All households		
V 0 .Not answered		
1 .Yes		
2 .No		
D H4-0014	1	918
Control card source code 14 - during listing did interviewer miss anyone who usually lives here but is away now traveling, at school, or in a hospital - first interview		
U All households		
V 0 .Not answered		
1 .Yes		
2 .No		
D H4-0016	1	919
Control card source code 16 - during listing did interviewer miss anyone else staying at residence - first interview		
U All households		
V 0 .Not answered		
1 .Yes		
2 .No		



HOUSEHOLD

DATA	SIZE	BEGIN
D H4-0018	1	920
Control card source code 18 - to be answered during first interview at movers new address - are all persons listed on control card now living at this address		
U Mover households		
V 0 .Not applicable		
1 .Yes		
2 .No		
D H4-0020	1	921
Control card source code 20 - to be answered during first interview at movers new address - Is anyone else living or staying here now		
U Mover households		
V 0 .Not applicable		
1 .Yes		
2 .No		
D H4-0022	8	922
Control card source codes 22, 26, 30, 34, 38, 42, 46 and 50 - are all persons listed as household members during the previous wave interview still living or staying here. There are 8 answer fields (1 character each) for waves 2 through 9.		
U All households		
V 0 .Not applicable		
1 .Yes		
2 .No		
D H4-0024	8	930
Control card source codes 24, 28, 32, 36, 40, 44, 48 and 52 - is anyone not listed during previous wave interview currently living or staying here. There are 8 answer fields (1 character each) for waves 2 through 9.		
U All households		
V 0 .Not applicable		
1 .Yes		
2 .No		
*		*
*	Receipt of Program Benefits	*
*		*

HOUSEHOLD

DATA	SIZE	BEGIN
D H4-MEANS	1	938
Receipt of benefits from a means-tested program		
U All households		
V 1	.One or more persons in household received benefits from a means-tested program	
2	.No person in household received benefits from a means-tested program	
D H4-CASH	1	939
Receipt of cash benefits		
U All households		
V 1	.One or more persons in household received cash benefits from a means-tested program	
2	.No person in household received cash benefits from a means-tested program	
D H4NCASHB	1	940
Receipt of noncash benefits		
U All households		
V 1	.One or more persons in household received food stamps	
2	.One or more persons in household received noncash benefits from a program other than food stamps; no person received food stamps	
3	.No person in household received noncash benefits	
*		*
*	Household Low Income Cutoff	*
*		*
D H4-POVS	5	941
Low income cutoff for this household. This is an annual income amount adjusted to the current month. Range = 0,30000.		
U All households		
*		*
*	Household Income Aggregates	*
*	These aggregates were derived from	*
*	income figures that may have been	*
*	previously topcoded. For a further	*
*	discussion on topcoding, see the	*
*	text section "Topcoding of Income	*
*	Variables."	*
*		*

Vertical line on the left side of the page.

HOUSEHOLD

DATA	SIZE	BEGIN
D H4TOTINC	8	946
Total household income for month 4 of the reference period. In dollars. Range = -1500000,1500000.		
U All households		
D H4-EARN	7	954
Total household earned income for month 4 of the reference period. In dollars. Range = 0,1500000.		
U All households		
D H4-PROP	8	961
Total household property income for month 4 of the reference period. In dollars. Range = -1500000,1500000.		
U All households		
D H4-TRAN	7	969
Total household means-tested cash transfers for month 4 of the reference period. In dollars. Range = 0,1500000.		
U All households		
D H4-OTHER	7	976
Total 'other' household income for month 4 of the reference period. In dollars. Range = 0,1500000.		
U All households		
D H4NONCASH	6	983
Noncash household income for month 4 of the reference period. In dollars. Includes dollar values for food stamps, WIC and energy assistance. Range = 0,1500000.		
U All households		
D H4SOCSEC	6	989
Total household social security income for month 4 of the reference period. In dollars. Range = 0,9999999.		
U All households		
D H4-SSI	6	995
Total household supplemental security income for month 4 of the reference		



HOUSEHOLD

DATA	SIZE	BEGIN
------	------	-------

period. In dollars. Range = 0,999999.

U All households

D H4-UNEMP	6	1001
------------	---	------

Total household unemployment compensation for month 4 of the reference period. In dollars. Range = 0,999999.

U All households

D H4-VETS	6	1007
-----------	---	------

Total household veterans payment income for month 4 of the reference period. In dollars. Range = 0,999999.

U All households

D H4-AFDC	6	1013
-----------	---	------

Total household AFDC income for month 4 of the reference period. In dollars. Range = 0,999999.

U All households

D H4-FDSTP	6	1017
------------	---	------

Total household food stamps received for month 4 of the reference period. In dollars. Range = 0,999999.

U All households

*		*
*	Recoded program questions	*
*		*

D H4-ENERGY	1	1025
-------------	---	------

What type of energy assistance was received

U Households receiving government energy assistance

V 0 .Not applicable

- 1 .Checks sent to household
- 2 .Coupons or vouchers sent to household
- 3 .Payments sent elsewhere
- 4 .Checks and coupons or vouchers sent to household
- 5 .Checks sent to household and payments sent elsewhere
- 6 .Coupons or voucher sent to household and payments sent elsewhere
- 7 .All three types of assistance

HOUSEHOLD

DATA	SIZE	BEGIN		
D H4-LUNCH	1	1026		
			Are the lunches free or reduced-price	
U			Households with 1 or more children age 5 to 18	
V 0			.Not applicable	
			1 .Free	
			2 .Reduced-price	
			3 .Both	
D H4-BREAK	1	1027		
			Are the breakfasts free or reduced-price	
U			Households with 1 or more children age 5 to 18	
V 0			.Not applicable	
			1 .Free	
			2 .Reduced-price	
			3 .Both	
*				*
*			Program questions	*
*				*
D H4-4816	1	1028		
			Has this household received energy assistance from the government in the past 4 months	
U			All households	
V 1			.Yes	
			2 .No - skip to H4-4826	
*				*
*			The next 3 fields (H4-4818 through	*
*			H4-4822) are possible answers to	*
*			the question:	
*				*
*			Was this assistance received in the	*
*			form of checks, coupons or vouchers	*
*			sent to this household or were the	*
*			payments sent directly to a utility	*
*			company, fuel dealer, or landlord	*
*				*
D H4-4818	1	1029		
			Checks sent to household	
U			Households receiving government energy assistance	
V 0			.Not marked as a place where payments were sent or not in universe based on response to H4-4816,	

HOUSEHOLD

DATA	SIZE	BEGIN
------	------	-------

1 .Marked as a place where payments were sent

D H4-4820 1 1030
Coupons or vouchers sent to household
U Households receiving government energy assistance

V D .Not marked as a place where payments were sent or not in universe based on response to H4-4816.

1 .Marked as a place where payments were sent

D H4-4822 1 1031
Payments sent directly to utility company, fuel dealer, or landlord
U Households receiving government energy assistance

V D .Not marked as a place where payments were sent or not in universe based on response to H4-4816.

1 .Marked as a place where payments were sent

D H4-4824 6 1032
What was the total amount of the energy assistance received by this household during the past 4 months.
Range = 0.999999.

U Households receiving government energy assistance

V D .Not in universe

D H4-4826 1 1038
Check item P2
Are there any children 5 to 18 years old who live in the household

U All households

V 1 .Yes

2 .No

D H4-4828 1 1039
Do any of the children in this household usually eat a complete hot lunch offered at school

U Households with 1 or more children age 5 to 18



HOUSEHOLD

DATA	SIZE	BEGIN	
D H4-4838	1	1046	
			Reduced-price lunch
U			Households with 1 or more children age 5 to 18 receiving reduced-price lunches
V Q			.Not marked as a reduced-price lunch or not in universe based on response to H4-4832
			1 .Marked as a reduced-price lunch
D H4-4840	1	1047	
			Do any of the children receive free or reduced-price school breakfasts this school year
U			Households with 1 or more children age 5 to 18
V Q			.Not in universe
			1 .Yes
			2 .No
D H4-4842	2	1048	
			How many children
			Total children = 1,20.
U			Households with 1 or more children age 5 to 18
V Q			.Not in universe
*			*
*			The next 2 fields (H4-4844 through
*			H4-4846) are possible answers to the
*			question:
*			*
*			Are the breakfasts free or are they
*			reduced-price
*			*
D H4-4844	1	1050	
			Free breakfast
U			Households with 1 or more children age 5 to 18 receiving free breakfasts
V Q			.Not marked as a free breakfast or not in universe based on response to H4-4840
			1 .Marked as a free breakfast
D H4-4846	1	1051	
			Reduced-price breakfast



HOUSEHOLD

DATA	SIZE	BEGIN
U Households with 1 or more children age 5 to 18 receiving reduced-price breakfasts		
V 0		.Not marked as a reduced-price breakfast or not in universe based on response to H4-4840
1		.Marked as a reduced-price breakfast
*		*
*		Program questions imputation flags
*		*
D H4-IMP06	1	1052
		Program questions imputation flag 6
		Imputation of H4-4816
V 0		.Not imputed
1		.Imputed
D H4-IMP07	1	1053
		Program questions imputation flag 7
		Imputation of H4-4818
V 0		.Not imputed
1		.Imputed
D H4-IMP08	1	1054
		Program questions imputation flag 8
		Imputation of H4-4820
V 0		.Not imputed
1		.Imputed
D H4-IMP09	1	1055
		Program questions imputation flag 9
		Imputation of H4-4822
V 0		.Not imputed
1		.Imputed
D H4-IMP10	1	1056
		Program questions imputation flag 10
		Imputation of H4-4824
V 0		.Not imputed
1		.Imputed
D H4-IMP11	1	1057
		Program questions imputation flag 11
		Imputation of H4-4828
V 0		.Not imputed
1		.Imputed



HOUSEHOLD

DATA	SIZE	BEGIN
D H4-IMP12	1	1058
Program questions imputation flag 12		
Imputation of H4-4830		
V 0	.Not imputed	
1	.Imputed	
D H4-IMP13	1	1059
Program questions imputation flag 13		
Imputation of H4-4832		
V 0	.Not imputed	
1	.Imputed	
D H4-IMP14	1	1060
Program questions imputation flag 14		
Imputation of H4-4834		
V 0	.Not imputed	
1	.Imputed	
D H4-IMP15	1	1061
Program questions imputation flag 15		
Imputation of H4-4836		
V 0	.Not imputed	
1	.Imputed	
D H4-IMP16	1	1062
Program questions imputation flag 16		
Imputation of H4-4838		
V 0	.Not imputed	
1	.Imputed	
D H4-IMP17	1	1063
Program questions imputation flag 17		
Imputation of H4-4840		
V 0	.Not imputed	
1	.Imputed	
D H4-IMP18	1	1064
Program questions imputation flag 18		
Imputation of H4-4842		
V 0	.Not imputed	
1	.Imputed	
D H4-IMP19	1	1065
Program questions imputation flag 19		
Imputation of H4-4844		
V 0	.Not imputed	
1	.Imputed	

Vertical line on the left side of the page.

HOUSEHOLD

DATA	SIZE	BEGIN
D H4-IMP20	1	1066
Program questions imputation flag 20 Imputation of H4-6846		
V 0	.Not imputed	
1	.Imputed	
D HSREPPER	5	1067
Entry address ID and person number of the household reference person, Interview date		
U	All households	
D H5-HP	2	1072
Number of persons in household, Interview date Range = 0,30		
U	All households	
D H5-MIS	1	1074
Monthly household interview status		
U	All households	
V 1	.Interview	
2	.Noninterview	
3	.Not in sample	
D H5-LVQTR	2	1075
Control card items 130 and 13E housing/other unit - interview month		
U	All households	
V 1	.House, apartment, flat	
2	.Hu in nontransient hotel, motel etc.	
3	.Hu, permanent in transient hotel, motel, etc.	
4	.Hu in rooming house	
5	.Mobile home or trailer with one or more permanent rooms added	
6	.Mobile home or trailer with one or more permanent rooms added	
7	.Hu not specified above	
8	.Quarters not hu in rooming or boarding house	
9	.Unit not permanent in transient hotel, motel, etc.	
10	.Unoccupied tent or trailer site	
11	.Other unit not specified above	
D H5-ADDID	2	1077
Address ID. - This field		



130

HOUSEHOLD

DATA	SIZE	BEGIN
------	------	-------

differentiates households within
the same psu, segment, and serial;
that is, households which originate
out of an original sample household

U All households

D HS-WGT	12	1079
----------	----	------

Household weight--Interview date
Four implied decimal places.
Range = 0.0,100000.0

U All households

FAMILY

DATA	SIZE	BEGIN
D F1-NUMBR	2	1091
Family sequence number of sample unit. Used to identify all persons in same family in a given month. Range = 1,60.		
U All sample units		
D F1-MONTH	2	1093
Month for which this family is defined. Range = 1,12.		
U All families		
D F1-YEAR	2	1095
Year for which this family is defined. Range = 83,86		
U All families		
D F1NUMBER	2	1097
Number of persons in this family. Range = 1,30.		
U All families		
D FIREPPER	5	1099
Entry address ID and person number of the family reference person. For unrelated individuals, this is that individual's person number.		
U All families		
D F1SPOUSE	5	1104
Entry address ID and person number of spouse of family reference person; if there is one.		
U All families		
D F1-TYPE	1	1109
Type of family (or pseudo-family)		
U All families		
V 1 .Primary family		
3 .Unrelated subfamily		
4 .Primary individual		
5 .Secondary individual		
D F1-KIND	1	1110
Kind of family (or pseudo-family)		
U All families		
V 1 .Headed by husband/ wife		
2 .Male reference person		
3 .Female reference person		

FAMILY

DATA	SIZE	BEGIN	
D F10WINKID	2	1111	
			Number of own children in family.
			Range = 0,30.
U All families			
V 0 .None			
1 .One			
2 .Two			
* .			*
* .			*
* .			*
30.Thirty or more			
D F10KLT19	2	1113	
			Number of own children under age 18
			in family. Range = 0,30.
U All families			
V 0 .None			
1 .One			
2 .Two			
* .			*
* .			*
* .			*
30.Thirty or more			
D F1-WGT	12	1115	
			Family weight.
			Four implied decimal places
U All families			
* .			*
* Family low income cutoff.			*
D F1-PQW\$	5	1127	
			Low income cutoff for this family.
			In dollars. Range = 0,30000.
U All families			
* .			*
* Income aggregates			*
* These aggregates were derived from			*
* income figures that may have been			*
* previously topcoded. For a further			*
* discussion on topcoding, see the			*
* text section "Topcoding of Income			*
* Variables."			*
* .			*



FAMILY

DATA	SIZE	BEGIN
D F1TOTINC	8	1132
Total family income for month 1 of the reference period. In dollars. Range = -1500000,1500000.		
U All families		
D F1-EARN	7	1140
Total family earned income for month 1 of the reference period. In dollars. Range = 0,1500000.		
U All families		
D F1-PROP	8	1147
Total family property income for month 1 of the reference period. In dollars. Range = -1500000,1500000.		
U All families		
D F1-TRAN	7	1155
Total family means-tested cash transfers for month 1 of the reference period. In dollars. Range = 0,1500000.		
U All families		
D F1-OTHER	7	1162
Total 'other' family income for month 1 of the reference period. In dollars. Range = 0,1500000.		
U All families		
D F1SOCSEC	6	1169
Total family Social Security income for month 1 of the reference period. In dollars. Range = 0,999999.		
U All families		
D F1-SSI	6	1175
Total family supplemental security income for month 1 of the reference period. In dollars. Range = 0,999999.		
U All families		
D F1-UNEMP	6	1181
Total family unemployment income for month 1 of the reference period. In dollars. Range = 0,999999.		
U All families		



FAMILY

DATA	SIZE	BEGIN
D F1-VETS	6	1187
Total family veterans payment income for month 1 of the reference period. In dollars. Range = 0,999999.		
U All families		
D F1-AFDC	6	1193
Total family AFDC income for month 1 of the reference period. In dollars. Range = 0,999999.		
U All families		
D F1-FDSTP	6	1199
Total family food stamps received for month 1 of the reference period. In dollars. Range = 0,999999.		
U All families		
D F2-NUMBR	2	1205
Family sequence number of sample unit. Used to identify all persons in same family in a given month. Range = 1,60.		
U All sample units		
D F2-MONTH	2	1207
Month for which this family is defined. Range = 1,12.		
U All families		
D F2-YEAR	2	1209
Year for which this family is defined. Range = 83,86.		
U All families		
D F2NUMPER	2	1211
Number of persons in this family. Range = 1,30.		
U All families		
D F2REFPER	5	1213
Entry address ID and person number of the family reference person. For unrelated individuals, this is that individual's person number.		
U All families		
D F2SPOUSE	5	1218
Entry address ID and person number of		

Vertical line on the left side of the page.



FAMILY

DATA	SIZE	BEGIN	
*			*
* Family low income cutoff.			*
*			*
D F2-POV#	5	1241	
			Low income cutoff for this family.
			In dollars. Range = 0,30000.
U All families			
*			*
* Income aggregates			*
* These aggregates were derived from			*
* income figures that may have been			*
* previously topcoded. For a further			*
* discussion on topcoding, see the			*
* text section "Topcoding of Income			*
* Variables."			*
*			*
D F2TOTINC	8	1246	
			Total family income for month 2 of
			the reference period. In dollars.
			Range = -1500000,1500000.
U All families			
D F2-EARN	7	1254	
			Total family earned income for month 2
			of the reference period. In dollars.
			Range = 0,1500000.
U All families			
D F2-PROP	8	1261	
			Total family property income for month 2
			of the reference period. In dollars.
			Range = -1500000,1500000.
U All families			
D F2-TRAN	7	1269	
			Total family means-tested cash transfers
			for month 2 of the reference period. In
			dollars. Range = 0,1500000.
U All families			
D F2-OTHER	7	1276	
			Total 'other' family income for month 2
			of the reference period. In dollars.
			Range = 0,1500000.
U All families			



FAMILY

DATA	SIZE	BEGIN
D F2S00SEC	6	1283
Total family Social Security income for month 2 of the reference period. In dollars. Range = 0,999999.		
U All families		
D F2-SSI	6	1289
Total family supplemental security income for month 2 of the reference period. In dollars. Range = 0,999999.		
U All families		
D F2-UNEMP	6	1295
Total family unemployment income for month 2 of the reference period. In dollars. Range = 0,999999.		
U All families		
D F2-VETS	6	1301
Total family veterans payment income for month 2 of the reference period. In dollars. Range = 0,999999.		
U All families		
D F2-AFDC	6	1307
Total family AFDC income for month 2 of the reference period. In dollars. Range = 0,999999.		
U All families		
D F2-FDSTP	6	1313
Total family food stamps received for month 2 of the reference period. In dollars. Range = 0,999999.		
U All families		
D F3-NUMBR	2	1319
Family sequence number of sample unit. Used to identify all persons in same family in a given month. Range = 1,60.		
U All sample units		
D F3-MONTH	2	1321
Month for which this family is defined. Range = 1,12.		
U All families		



FAMILY

DATA	SIZE	BEGIN
D F3-YEAR	2	1323
Year for which this family is defined. Range = 83,86.		
U All families		
D F3NUMBER	2	1325
Number of persons in this family. Range = 1,30.		
U All families		
D F3REFPER	5	1327
Entry address ID and person number of the family reference person. For unrelated individuals, this is that individual's person number.		
U All families		
D F3SPOUSE	5	1332
Entry address ID and person number of spouse of family reference person, if there is one.		
U All families		
D F3-TYPE	1	1337
Type of family (or pseudo-family)		
U All families		
V 1 .Primary family		
3 .Unrelated subfamily		
4 .Primary individual		
5 .Secondary individual		
D F3-KIND	1	1338
Kind of family (or pseudo-family)		
U All families		
V 1 .Headed by husband/ wife		
2 .Male reference person		
3 .Female reference person		
D F3OWNKID	2	1339
Number of own children in family. Range = 0,30.		
U All families		
V 0 .None		
1 .One		
2 .Two		
*	.	*
*	.	*

FAMILY

DATA	SIZE	BEGIN
* .		*
30.Thirty or more		
D F3OKLT18	2	1341
Number of own children under age 18 in family. Range = 0,30.		
U All families		
V 0 .None		
1 .One		
2 .Two		
* .		*
* .		*
* .		*
30.Thirty or more		
D F3-WGT	12	1343
Family weight. Four implied decimal places		
U All families		
* .		*
* Family low income cutoff.		*
* .		*
D F3-POVS	5	1355
Low income cutoff for this family. In dollars. Range = 0,30000.		
U All families		
* .		*
* Income aggregates		*
* These aggregates were derived from		*
* income figures that may have been		*
* previously topcoded. For a further		*
* discussion on topcoding, see the		*
* text section "Topcoding of Income		*
* Variables."		*
* .		*
D F3TOTINC	8	1360
Total family income for month 3 of the reference period. In dollars. Range = -1500000,1500000.		
U All families		
D F3-EARN	7	1368
Total family earned income for month 3 of the reference period. In dollars. Range = 0,1500000.		
U All families		



FAMILY

DATA	SIZE	BEGIN
D F3-PROP	8	1375
Total family property income for month 3 of the reference period. In dollars. Range = -1500000,1500000.		
U All families		
D F3-TRAN	7	1383
Total family means-tested cash transfers for month 3 of the reference period. In dollars. Range = 0,1500000.		
U All families		
D F3-OTHER	7	1390
Total 'other' family income for month 3 of the reference period. In dollars. Range = 0,1500000.		
U All families		
D F3SOCSEC	6	1397
Total family Social Security income for month 3 of the reference period. In dollars. Range = 0,999999.		
U All families		
D F3-SSI	6	1403
Total family supplemental security income for month 3 of the reference period. In dollars. Range = 0,999999.		
U All families		
D F3-UNEMP	6	1409
Total family unemployment income for month 3 of the reference period. In dollars. Range = 0,999999.		
U All families		
D F3-VETS	6	1415
Total family veterans payment income for month 3 of the reference period. In dollars. Range = 0,999999.		
U All families		
D F3-AFDC	6	1421
Total family AFDC income for month 3 of the reference period. In dollars. Range = 0,999999.		
U All families		

FAMILY

DATA	SIZE	BEGIN
D F3-FDSTP	6	1427
Total family food stamps received for month 3 of the reference period. In dollars. Range = 0,999999.		
U All families		
D F4-NUMBR	2	1433
Family sequence number of sample unit. Used to identify all persons in same family in a given month. Range = 1,60.		
U All sample units		
D F4-MONTH	2	1435
Month for which this family is defined. Range = 1,12.		
U All families		
D F4-YEAR	2	1437
Year for which this family is defined. Range = 63,86.		
U All families		
D F4NUMBER	2	1439
Number of persons in this family. Range = 1,30.		
U All families		
D F4REFPER	5	1441
Entry address ID and person number of the family reference person. For unrelated individuals, this is that individual's person number.		
U All families		
D F4SPOUSE	5	1446
Entry address ID and person number of spouse of family reference person, if there is one.		
U All families		
D F4-TYPE	1	1451
Type of family (or pseudo-family)		
U All families		
V 1 .Primary family		
3 .Unrelated subfamily		
4 .Primary individual		
5 .Secondary individual		



FAMILY

DATA	SIZE	BEGIN	
D F4-KIND	1	1452	
			Kind of family (or pseudo-family)
U All families			
V 1			.Headed by husband/ wife
2			.Male reference person
3			.Female reference person
D F4OWNKID	2	1453	
			Number of own children in family. Range = 0,30.
U All families			
V 0			.None
1			.One
2			.Two
*			.
			*
*			.
			*
*			.
			*
			30.Thirty or more
D F4OKLT18	2	1455	
			Number of own children under age 18 in family. Range = 0,30.
U All families			
V 0			.None
1			.One
2			.Two
*			.
			*
*			.
			*
*			.
			*
			30.Thirty or more
D F4-WGT	12	1457	
			Family weight. Four implied decimal places
U All families			
*			*
*			Family low income cutoff.
			*
*			*
D F4-POVS	5	1469	
			Low income cutoff for this family. In dollars. Range = 0,30000.
U All families			
*			*
*			Income aggregates
			*
*			These aggregates were derived from
			*
*			income figures that may have been
			*



FAMILY

DATA	SIZE	BEGIN
* previously topcoded. For a further *		
* discussion on topcoding, see the *		
* text section "Topcoding of Income *		
* Variables." *		
* *		
D F4TOTINC	8	1474
Total family income for month 4 of the reference period. In dollars. Range = -1500000,1500000.		
U All families		
D F4-EARN	7	1482
Total family earned income for month 4 of the reference period. In dollars. Range = 0,1500000.		
U All families		
D F4-PROP	8	1489
Total family property income for month 4 of the reference period. In dollars. Range = -1500000,1500000.		
U All families		
D F4-TRAN	7	1497
Total family means-tested cash transfers for month 4 of the reference period. In dollars. Range = 0,1500000.		
U All families		
D F4-OTHER	7	1504
Total 'other' family income for month 4 of the reference period. In dollars. Range = 0,1500000.		
U All families		
D F4SOCSEC	6	1511
Total family Social Security income for month 4 of the reference period. In dollars. Range = 0,999999.		
U All families		
D F4-SSI	6	1517
Total family supplemental security income for month 4 of the reference period. In dollars. Range = 0,999999.		
U All families		

1
2
3
4
5
6
7
8
9
10
11
12
13
14
15
16
17
18
19
20
21
22
23
24
25
26
27
28
29
30
31
32
33
34
35
36
37
38
39
40
41
42
43
44
45
46
47
48
49
50
51
52
53
54
55
56
57
58
59
60
61
62
63
64
65
66
67
68
69
70
71
72
73
74
75
76
77
78
79
80
81
82
83
84
85
86
87
88
89
90
91
92
93
94
95
96
97
98
99
100

FAMILY

DATA	SIZE	BEGIN
D F4-UNEMP	6	1523
Total family unemployment income for month 4 of the reference period. In dollars. Range = 0,999999.		
U All families		
D F4-VETS	6	1529
Total family veterans payment income for month 4 of the reference period. In dollars. Range = 0,999999.		
U All families		
D F4-AFDC	6	1535
Total family AFDC income for month 4 of the reference period. In dollars. Range = 0,999999.		
U All families		
D F4-FDSTP	6	1541
Total family food stamps received for month 4 of the reference period. In dollars. Range = 0,999999.		
U All families		
D S1-NUMBR	2	1547
Family sequence number of sample unit. Used to identify all persons in same family in a given month. Range = 1,60.		
U All sample units		
D S1-MONTH	2	1549
Month for which this subfamily is defined. Range = 1,12.		
U All subfamilies		
D S1-YEAR	2	1551
Year for which this subfamily is defined. Range = 83,86.		
U All subfamilies		
D S1NUMBR	2	1553
Number of persons in this subfamily. Range = 1,30.		
U All subfamilies		
D S1REFPER	5	1555
Entry address ID and person number of		

FAMILY

DATA	SIZE	BEGIN
the subfamily reference person.		
U All subfamilies		
D S1SPOUSE	5	1560
Entry address ID and person number of spouse of subfamily reference person; if there is one.		
U All subfamilies		
D S1-TYPE	1	1565
Type of subfamily		
U All subfamilies		
V 2 .Related subfamily		
D S1-KIND	1	1566
Kind of subfamily		
U All subfamilies		
V 1 .Headed by husband/ wife		
2 .Male reference person		
3 .Female reference person		
D S1OWNKID	2	1567
Number of own children in subfamily. Range = 0,30.		
U All subfamilies		
V 0 .None		
1 .One		
2 .Two		
*	.	*
*	.	*
*	.	*
30.Thirty or more		
D S1OKLT18	2	1569
Number of own children under age 18 in subfamily. Range = 0,30.		
U All subfamilies		
V 0 .None		
1 .One		
2 .Two		
*	.	*
*	.	*
*	.	*
30.Thirty or more		
D S1-WGT	12	1571
Subfamily weight.		

1

FAMILY

DATA	SIZE	BEGIN
Four implied decimal places		
U All subfamilies		
* Family low income cutoff		*
		*
D S1-POV\$	5	1583
Low income cutoff for this subfamily. In dollars. Range = 0,30000.		
U All subfamilies		
* Income aggregates		*
* These aggregates were derived from		*
* income figures that may have been		*
* previously topcoded. For a further		*
* discussion on topcoding, see the		*
* text section "Topcoding of Income		*
* Variables."		*
		*
D S1TOTINC	8	1588
Total subfamily income for month 1 of the reference period. In dollars. Range = -1500000,1500000.		
U All subfamilies		
D S1-EARN	7	1596
Total subfamily earned income for month 1 of the reference period. In dollars. Range = 0,1500000.		
U All subfamilies		
D S1-PROP	8	1603
Total subfamily property income for month 1 of the reference period. In dollars. Range = -1500000,1500000.		
U All subfamilies		
D S1-TRAN	7	1611
Total subfamily means-tested cash transfers for month 1 of the reference period. In dollars. Range = 0,1500000.		
U All subfamilies		
D S1-OTHER	7	1618
Total 'other' subfamily income for month 1 of the reference period. In dollars.		

Vertical line on the left side of the page.

FAMILY

DATA	SIZE	BEGIN
Range = 0,1500000.		
U All subfamilies		
D S1SOCSEC	6	1625
Total subfamily Social Security income for month 1 of the reference period. In dollars. Range = 0,999999.		
U All subfamilies		
D S1-SSI	6	1631
Total subfamily supplemental security income for month 1 of the reference period. In dollars. Range = 0,999999.		
U All subfamilies		
D S1-UNEMP	6	1637
Total subfamily unemployment income for month 1 of the reference period. In dollars. Range = 0,999999.		
U All subfamilies		
D S1-VETS	6	1643
Total subfamily veterans payment income for month 1 of the reference period. In dollars. Range = 0,999999.		
U All subfamilies		
D S1-AFDC	6	1649
Total subfamily AFDC income for month 1 of the reference period. In dollars. Range = 0,999999.		
U All subfamilies		
D S1-FDSTP	6	1655
Total subfamily food stamps received for month 1 of the reference period. In dollars. Range = 0,999999.		
U All subfamilies		
D S2-NUMBR	2	1661
Family sequence number of sample unit. Used to identify all persons in same family in a given month. Range = 1,60.		
U All sample units		
D S2-MONTH	2	1663
Month for which this subfamily is		

FAMILY

DATA	SIZE	BEGIN
		defined. Range = 1,12.
U All subfamilies		
D S2-YEAR	2	1665
		Year for which this subfamily is defined. Range = 83,86.
U All subfamilies		
D S2NUMBER	2	1667
		Number of persons in this subfamily. Range = 1,30.
U All subfamilies		
D S2REFPER	5	1669
		Entry address ID and person number of the subfamily reference person.
U All subfamilies		
D S2SPOUSE	5	1674
		Entry address ID and person number of spouse of subfamily reference person, if there is one.
U All subfamilies		
D S2-TYPE	1	1679
		Type of subfamily
U All subfamilies		
V 2 .Related subfamily		
D S2-KIND	1	1680
		Kind of subfamily
U All subfamilies		
V 1 .Headed by husband/ wife		
2 .Male reference person		
3 .Female reference person		
D S2OWNKID	2	1681
		Number of own children in subfamily. Range = 0,30.
U All subfamilies		
V 0 .None		
1 .One		
2 .Two		
* .		*
* .		*
* .		*
30.Thirty or more		

FAMILY

DATA	SIZE	BEGIN
D S2OKLT18	2	1683
Number of own children under age 18 in subfamily. Range = 0,30.		
U All subfamilies		
V 0	.None	
1	.One	
2	.Two	
*	.	*
*	.	*
*	.	*
	30.Thirty or more	
D S2-WGT	12	1685
Subfamily weight. Four implied decimal places		
U All subfamilies		
*		*
*	Family low income cutoff.	*
*		*
D S2-POV\$	5	1697
Low income cutoff for this subfamily. In dollars. Range = 0,30000.		
U All subfamilies		
*		*
*	Income aggregates	*
*	These aggregates were derived from	*
*	income figures that may have been	*
*	previously topcoded. For a further	*
*	discussion on topcoding, see the	*
*	text section "Topcoding of Income	*
*	Variables."	*
*		*
D S2TOTINC	8	1702
Total subfamily income for month 2 of the reference period. In dollars. Range = -1500000,1500000.		
U All subfamilies		
D S2-EARN	7	1710
Total subfamily earned income for month 2 of the reference period. In dollars. Range = 0,1500000.		
U All subfamilies		
D S2-PROP	8	1717
Total subfamily property income for		

1

FAMILY

DATA	SIZE	BEGIN
month 2 of the reference period. In dollars. Range = -1500000,1500000.		
U All subfamilies		
D S2-TRAN	7	1725
Total subfamily means-tested cash transfers for month 2 of the reference period. In dollars. Range = 0,1500000.		
U All subfamilies		
D S2-OTHER	7	1732
Total 'other' subfamily income for month 2 of the reference period. In dollars. Range = 0,1500000.		
U All subfamilies		
D S2SOCSEC	6	1739
Total subfamily Social Security income for month 2 of the reference period. In dollars. Range = 0,999999.		
U All subfamilies		
D S2-SSI	6	1745
Total subfamily supplemental security income for month 2 of the reference period. In dollars. Range = 0,999999.		
U All subfamilies		
D S2-UNEMP	6	1751
Total subfamily unemployment income for month 2 of the reference period. In dollars. Range = 0,999999.		
U All subfamilies		
D S2-VETS	6	1757
Total subfamily veterans payment income for month 2 of the reference period. In dollars. Range = 0,999999.		
U All subfamilies		
D S2-AFDC	6	1763
Total subfamily AFDC income for month 2 of the reference period. In dollars. Range = 0,999999.		
U All subfamilies		
D S2-FDSTP	6	1769
Total subfamily food stamps received for		

FAMILY

DATA	SIZE	BEGIN
		month 2 of the reference period. In dollars. Range = 0,999999.
U		All subfamilies
D S3-NUMER	2	1775
		Family sequence number of sample unit. Used to identify all persons in same family in a given month. Range = 1,60.
U		All sample units
D S3-MONTH	2	1777
		Month for which this subfamily is defined. Range = 1,12.
U		All subfamilies
D S3-YEAR	2	1779
		Year for which this subfamily is defined. Range = 83,86.
U		All subfamilies
D S3NUMPER	2	1781
		Number of persons in this subfamily. Range = 1,30.
U		All subfamilies
D S3REFPER	5	1783
		Entry address ID and person number of the subfamily reference person.
U		All subfamilies
D S3SPOUSE	5	1788
		Entry address ID and person number of spouse of subfamily reference person, if there is one.
U		All subfamilies
D S3-TYPE	1	1793
		Type of subfamily
U		All subfamilies
V	2	.Related subfamily
D S3-KIND	1	1794
		Kind of subfamily
U		All subfamilies
V	1	.Headed by husband/ wife
	2	.Male reference person
	3	.Female reference person

152

FAMILY

DATA	SIZE	BEGIN
D S30WFKID	2	1795
Number of own children in subfamily. Range = 0,30.		
U All subfamilies		
V 0	.None	
1	.One	
2	.Two	
*	.	*
*	.	*
*	.	*
30	.Thirty or more	
D S30KLT18	2	1797
Number of own children under age 18 in subfamily. Range = 0,30.		
U All subfamilies		
V 0	.None	
1	.One	
2	.Two	
*	.	*
*	.	*
*	.	*
30	.Thirty or more	
D S3-WGT	12	1799
Subfamily weight. Four implied decimal places		
U All subfamilies		
*	.	*
*	Family low income cutoff.	
*	.	*
D S3-POV\$	5	1811
Low income cutoff for this subfamily. In dollars. Range = 0,30000.		
U All subfamilies		
*	.	*
*	Income aggregates	
*	These aggregates were derived from	
*	income figures that may have been	
*	previously topcoded. For a further	
*	discussion on topcoding, see the	
*	text section "Topcoding of Income	
*	Variables."	
*	.	*
D S3TOTINC	8	1816
Total subfamily income for month 3 of		

FAMILY

DATA	SIZE	BEGIN
------	------	-------

the reference period. In dollars.
Range = -1500000,1500000.

U All subfamilies

D S3-EARN	7	1824
-----------	---	------

Total subfamily earned income for month 3 of the reference period. In dollars.
Range = 0,1500000.

U All subfamilies

D S3-PROP	8	1831
-----------	---	------

Total subfamily property income for month 3 of the reference period. In dollars. Range = -1500000,1500000.

U All subfamilies

D S3-TRAN	7	1839
-----------	---	------

Total subfamily means-tested cash transfers for month 3 of the reference period. In dollars. Range = 0,1500000.

U All subfamilies

D S3-OTHER	7	1846
------------	---	------

Total 'other' subfamily income for month 3 of the reference period. In dollars. Range = 0,1500000.

U All subfamilies

D S3SOCSEC	6	1853
------------	---	------

Total subfamily Social Security income for month 3 of the reference period. In dollars. Range = 0,999999.

U All subfamilies

D S3-SSI	6	1859
----------	---	------

Total subfamily supplemental security income for month 3 of the reference period. In dollars. Range = 0,999999.

U All subfamilies

D S3-UNEMP	6	1865
------------	---	------

Total subfamily unemployment income for month 3 of the reference period. In dollars. Range = 0,999999.

U All subfamilies

D S3-VETS	6	1871
-----------	---	------

Total subfamily veterans payment income



FAMILY

DATA	SIZE	BEGIN
------	------	-------

for month 3 of the reference period. In dollars. Range = 0,999999.

U All subfamilies

D S3-AFDC	6	1877
-----------	---	------

Total subfamily AFDC income for month 3 of the reference period. In dollars. Range = 0,999999.

U All subfamilies

D S3-FDSTP	6	1883
------------	---	------

Total subfamily food stamps received for month 3 of the reference period. In dollars. Range = 0,999999.

U All subfamilies

D S4-NUMR	2	1889
-----------	---	------

Family sequence number of sample unit. Used to identify all persons in same family in a given month. Range = 1,60.

U All sample units

D S4-MONTH	2	1891
------------	---	------

Month for which this subfamily is defined. Range = 1,12.

U All subfamilies

D S4-YEAR	2	1893
-----------	---	------

Year for which this subfamily is defined. Range = 83,86.

U All subfamilies

D S4NUMBER	2	1895
------------	---	------

Number of persons in this subfamily. Range = 1,30.

U All subfamilies

D S4REFPER	5	1897
------------	---	------

Entry address ID and person number of the subfamily reference person.

U All subfamilies

D S4SPOUSE	5	1902
------------	---	------

Entry address ID and person number of spouse of subfamily reference person; if there is one.

U All subfamilies

FAMILY

DATA	SIZE	BEGIN		
D S4-TYPE	1	1907	Type of subfamily	
U			All subfamilies	
V	2		.Related subfamily	
D S4-KIND	1	1908	Kind of subfamily	
U			All subfamilies	
V	1		.Headed by husband/ wife	
	2		.Male reference person	
	3		.Female reference person	
D S4OWNKID	2	1909	Number of own children in subfamily.	
			Range = 0,30.	
U			All subfamilies	
V	0		.None	
	1		.One	
	2		.Two	
*	.		.	*
*	.		.	*
*	.		.	*
	30		.Thirty or more	
D S4OKLT18	2	1911	Number of own children under age 18	
			in subfamily. Range = 0,30.	
U			All subfamilies	
V	0		.None	
	1		.One	
	2		.Two	
*	.		.	*
*	.		.	*
*	.		.	*
	30		.Thirty or more	
D S4-UGT	12	1913	Subfamily weight.	
			Four implied decimal places	
U			All subfamilies	
*				*
*			Family low income cutoff.	*
*				*
D S4-POV\$	5	1925	Low income cutoff for this subfamily.	
			In dollars. Range = 0,30000.	

FAMILY

DATA	SIZE	BEGIN
------	------	-------

U All subfamilies

```
*
*                               *
*   Income aggregates           *
*   These aggregates were derived from *
*   income figures that may have been *
*   previously topcoded. For a further *
*   discussion on topcoding, see the *
*   text section "Topcoding of Income *
*   Variables."                  *
*                               *
```

D S4TOTINC 8 1930

Total subfamily income for month 4 of the reference period. In dollars. Range = -1500000,1500000.

U All subfamilies

D S4-EARN 7 1938

Total subfamily earned income for month 4 of the reference period. In dollars. Range = 0,1500000.

U All subfamilies

D S4-PROP 8 1945

Total subfamily property income for month 4 of the reference period. In dollars. Range = -1500000,1500000.

U All subfamilies

D S4-TRAN 7 1953

Total subfamily means-tested cash transfers for month 4 of the reference period. In dollars. Range = 0,1500000.

U All subfamilies

D S4-OTHER 7 1960

Total 'other' subfamily income for month 4 of the reference period. In dollars. Range = 0,1500000.

U All subfamilies

D S4SOCSEC 6 1967

Total subfamily Social Security income for month 4 of the reference period. In dollars. Range = 0,999999.

U All subfamilies

FAMILY

DATA	SIZE	BEGIN
D S4-SSI	6	1973
Total subfamily supplemental security income for month 4 of the reference period. In dollars. Range = 0,999999.		
U All subfamilies		
D S4-UNEMP	6	1979
Total subfamily unemployment income for month 4 of the reference period. In dollars. Range = 0,999999.		
U All subfamilies		
D S4-VETS	6	1985
Total subfamily veterans payment income for month 4 of the reference period. In dollars. Range = 0,999999.		
U All subfamilies		
D S4-AFDC	6	1991
Total subfamily AFDC income for month 4 of the reference period. In dollars. Range = 0,999999.		
U All subfamilies		
D S4-FDSTP	6	1997
Total subfamily food stamps received for month 4 of the reference period. In dollars. Range = 0,999999.		
U All subfamilies		



PERSON

DATA	SIZE	BEGIN
D PP-RCSEQ	2	2003
Record sequence number within sample unit and record type		
U All sample units		
D PP-WAVE	1	2005
Wave of data collection		
U All persons, including children		
D PP-INTW	1	2006
Person's interview status		
U All persons, including children		
V 0 .Not applicable (children under 15)		
1 .Interview (self)		
2 .Interview (proxy)		
3 .Noninterview - type Z refusal		
4 .Noninterview - type Z other		
D PP-MIS-1	1	2007
Person's interview status - month 1		
U All persons, including children		
V 1 .Interview		
2 .Noninterview		
D PP-MIS-2	1	2008
Person's interview status - month 2		
U All persons, including children		
V 1 .Interview		
2 .Noninterview		
D PP-MIS-3	1	2009
Person's interview status - month 3		
U All persons, including children		
V 1 .Interview		
2 .Noninterview		
D PP-MIS-4	1	2010
Person's interview status - month 4		
U All persons, including children		
V 1 .Interview		
2 .Noninterview		
D PP-MIS-5	1	2011
Person's interview status - interview month		
U All person's, including children		
V 1 .Interview		
2 .Noninterview		

PERSON

DATA	SIZE	BEGIN
D PP-ENTRY	2	2012
Edited entry address ID		
Address ID of the household that this person belonged to at the time this person first became part of the sample		
U All persons, including children		
D PP-PNUM	3	2014
Edited person number		
U All persons, including children		
D FNLWGT-1	10	2017
Weight for the person. Month 1.		
4 implied decimals.		
U All persons, including children		
D FNLWGT-2	10	2027
Weight for the person. Month 2.		
4 implied decimals.		
U All persons, including children		
D FNLWGT-3	10	2037
Weight for the person. Month 3.		
4 implied decimals.		
U All persons, including children		
D FNLWGT-4	10	2047
Weight for the person. Month 4.		
4 implied decimals.		
U All persons, including children		
D FNLWGT-5	10	2057
Weight for the person. Interview date.		
4 implied decimals.		
U All persons, including children		
*		*
* Demographic characteristics from		*
* previous wave		*
D PW-ADDID	2	2067
Previous wave address ID		
U All persons, including children		
V D .Not applicable (Person not in sample previous wave)		
D PW-RRP	1	2069
Previous wave relationship to reference		



PERSON

DATA	SIZE	BEGIN
person		
U All persons, including children		
V 0 .Not applicable		
1 .Household reference person, living with relatives		
2 .Household reference person living alone or with only nonrelatives (primary individual)		
3 .Spouse of household reference person		
4 .Child of household reference person		
5 .Other relative of household reference person		
6 .Nonrelative of household reference person but related to others in the household - member of an unrelated sub (secondary) family.		
7 .Nonrelative of household reference person and not related to anyone else in the household (secondary individual)		
D PW-MS	1	2070
Previous wave marital status		
U Persons 15 years old or older		
V 0 .Not applicable		
1 .Married; spouse present		
2 .Married; spouse absent		
3 .Widowed		
4 .Divorced		
5 .Separated		
6 .Never married		
D PW-PNSP	3	2071
Previous wave person number of spouse		
U Persons 15 years old or older		
V 0 .Not in universe		
999 .Not applicable		
D PW-PNPT	3	2074
Previous wave person number of parent		
U Persons 15 years old or older		
V 0 .Not in universe		
999 .Not applicable		
D PW-POPST	1	2077
Previous wave population status		
U All persons, including children		
V 0 .Not applicable		

PERSON

DATA	SIZE	BEGIN
1 .Child (under 15 at interview)		
2 .Adult (15 years of age or older)		
D PW-ADDIT	1	2078
Was... living in any of the following places during wave 1 interview month: Armed Forces barracks; outside the U.S.; nonhousehold setting such as correctional institutions; home for the aged; infirm or needy; mental institute; nursing, convalescent or rest home; other home or hospital providing specialized care		
U All persons; including children		
V 0	.Not in universe	
1	.Yes	
2	.No	
D PW-INTVW	1	2079
Previous wave person's interview status		
U All persons; including children		
V 0	.Not applicable or not in universe	
1	.Interview (self)	
2	.Interview (proxy)	
3	.Noninterview - type-Z	
4	.Noninterview - type-Z other	
*		*
*	Edited control card section	*
*	(demographics by months 1-4	*
*	and interview month)	*
*		*
D RRF-1	1	2080
Edited relationship to reference person. Month 1		
U All persons; including children		
V 1	.Household reference person; living with relatives	
2	.Household reference person living alone or with only nonrelatives (primary individual)	
3	.Spouse of household reference person	
4	.Child of household reference person	
5	.Other relative of household reference person	
6	.Nonrelative of household reference person but related to others in the	

1

PERSON

DATA	SIZE	BEGIN
------	------	-------

household - member of an unrelated
sub (secondary) family

- 7 .Nonrelative of household reference
person and not related to anyone else
in the household (secondary individual)

D RRP-2	1	2081
---------	---	------

Edited relationship to reference person.
Month 2

U All persons, including children

- V 1 .Household reference person; living
with relatives
- 2 .Household reference person living
alone or with only nonrelatives
(primary individual)
- 3 .Spouse of household reference person
- 4 .Child of household reference person
- 5 .Other relative of household reference
person
- 6 .Nonrelative of household reference
person but related to others in the
household - member of an unrelated
sub (secondary) family
- 7 .Nonrelative of household reference
person and not related to anyone else
in the household (secondary individual)

D RRP-3	1	2082
---------	---	------

Edited relationship to reference person.
Month 3

U All persons, including children

- V 1 .Household reference person; living
with relatives
- 2 .Household reference person living
alone or with only nonrelatives
(primary individual)
- 3 .Spouse of household reference person
- 4 .Child of household reference person
- 5 .Other relative of household reference
person
- 6 .Nonrelative of household reference
person but related to others in the
household - member of an unrelated
sub (secondary) family
- 7 .Nonrelative of household reference
person and not related to anyone else
in the household (secondary individual)

PERSON

DATA	SIZE	BEGIN
D RRP-4	1	2083
Edited relationship to reference person. Month 4		
U	All persons, including children	
V 1	.Household reference person, living with relatives	
2	.Household reference person living alone or with only nonrelatives (primary individual)	
3	.Spouse of household reference person	
4	.Child of household reference person	
5	.Other relative of household reference person	
6	.Nonrelative of household reference person but related to others in the household - member of an unrelated sub (secondary) family	
7	.Nonrelative of household reference person and not related to anyone else in the household (secondary individual)	
D RRP-5	1	2084
Edited relationship to reference person. Interview date		
U	All persons, including children	
V 1	.Household reference person, living with relatives	
2	.Household reference person living alone or with only nonrelatives (primary individual)	
3	.Spouse of household reference person	
4	.Child of household reference person	
5	.Other relative of household reference person	
6	.Nonrelative of household reference person but related to others in the household - member of an unrelated sub (secondary) family	
7	.Nonrelative of household reference person and not related to anyone else in the household (secondary individual)	
D AGE-1	2	2085
Edited and imputed age as of last birthday. Age in years. Month 1		
U	All persons, including children	
V 0	.Less than 1 full year	
85	.85 years old or older	



PERSON

DATA	SIZE	BEGIN
D AGE-2	2	2087
Edited and imputed age as of last birthday. Age in years. Month 2		
U All persons; including children		
V 0 .Less than 1 full year		
85 .85 years old or older		
D AGE-3	2	2089
Edited and imputed age as of last birthday. Age in years. Month 3		
U All persons; including children		
V 0 .Less than 1 full year		
85 .85 years old or older		
D AGE-4	2	2091
Edited and imputed age as of last birthday. Age in years. Month 4		
U All persons; including children		
V 0 .Less than 1 full year		
85 .85 years old or older		
D AGE-5	2	2093
Edited and imputed age as of last birthday. Age in years. Interview month		
U All persons; including children		
V 0 .Less than 1 full year		
85 .85 years old or older		
D SEX	1	2095
Sex of this person		
Edited and imputed		
U All persons; including children		
V 1 .Male		
2 .Female		
D RACE	1	2096
Race of this person		
Edited and imputed		
U All persons; including children		
V 1 .White		
2 .Black		
3 .American Indian; Eskimo or Aleut		
4 .Asian or Pacific Islander		
D MS-1	1	2097
Marital status. Month 1		



PERSON

DATA SIZE BEGIN

If a persons marital status changed during any month; the marital status shown is the status maintained for the greatest part of the month - edited and imputed

U Persons 15 years old or older

- V 1 .Married; spouse present
 2 .Married; spouse absent
 3 .Widowed
 4 .Divorced
 5 .Separated
 6 .Never married

D MS-2 1 2098

Marital status. Month 2

If a persons marital status changed during any month; the marital status shown is the status maintained for the greatest part of the month - edited and imputed

U Persons 15 years old or older

- V 1 .Married; spouse present
 2 .Married; spouse absent
 3 .Widowed
 4 .Divorced
 5 .Separated
 6 .Never married

D MS-3 1 2099

Marital status. Month 3

If a persons marital status changed during any month; the marital status shown is the status maintained for the greatest part of the month - edited and imputed

U Persons 15 years old or older

- V 1 .Married; spouse present
 2 .Married; spouse absent
 3 .Widowed
 4 .Divorced
 5 .Separated
 6 .Never married

D MS-4 1 2100

Marital status. Month 4

If a persons marital status changed during any month; the marital status

PERSON

DATA	SIZE	BEGIN
------	------	-------

shown is the status maintained for the greatest part of the month - edited and imputed

- | | | | |
|---|---|---|------|
| U | Persons 15 years old or older | | |
| V | 1 .Married, spouse present | | |
| | 2 .Married, spouse absent | | |
| | 3 .Widowed | | |
| | 4 .Divorced | | |
| | 5 .Separated | | |
| | 6 .Never married | | |
| D | MS-S | 1 | 2101 |
| | Marital status. Interview date | | |
| | Edited and imputed | | |
| U | Persons 15 years old or older | | |
| V | 1 .Married, spouse present | | |
| | 2 .Married, spouse absent | | |
| | 3 .Widowed | | |
| | 4 .Divorced | | |
| | 5 .Separated | | |
| | 6 .Never married | | |
| D | FAMTYP-1 | 1 | 2102 |
| | Family type to which this person belongs | | |
| | Month 1 | | |
| U | All persons, including children | | |
| V | 0 .Primary family | | |
| | 1 .Secondary individual (not a family member) | | |
| | 2 .Unrelated sub (secondary) family | | |
| | 3 .Related subfamily | | |
| | 4 .Primary individual | | |
| D | FAMTYP-2 | 1 | 2103 |
| | Family type to which this person belongs | | |
| | Month 2 | | |
| U | All persons, including children | | |
| V | 0 .Primary family | | |
| | 1 .Secondary individual (not a family member) | | |
| | 2 .Unrelated sub (secondary) family | | |
| | 3 .Related subfamily | | |
| | 4 .Primary individual | | |
| D | FAMTYP-3 | 1 | 2104 |
| | Family type to which this person belongs | | |
| | Month 3. | | |



PERSON

DATA	SIZE	BEGIN
U All persons, including children		
V 0 .Primary family		
1 .Secondary individual (not a family member)		
2 .Unrelated sub (secondary) family		
3 .Related subfamily		
4 .Primary individual		
D FAMTYP-4	1	2105
Family type to which this person belongs		
Month 4		
U All persons, including children		
V 0 .Primary family		
1 .Secondary individual (not a family member)		
2 .Unrelated sub (secondary) family		
3 .Related subfamily		
4 .Primary individual		
D FAMTYP-5	1	2106
Family type to which this person belongs		
Interview date		
U All persons, including children		
V 0 .Primary family		
1 .Secondary individual (not a family member)		
2 .Unrelated sub (secondary) family		
3 .Related subfamily		
4 .Primary individual		
D FAMREL-1	1	2107
Sub/secondary family relationship code.		
Month 1		
U All persons, including children		
V 0 .Not applicable (person not in related subfamily or unrelated secondary family)		
1 .Reference person of family		
2 .Spouse of family reference person		
3 .Child of family reference person		
4 .Other relative of family reference person		
D FAMREL-2	1	2108
Sub/secondary family relationship code.		
Month 2		
U All persons, including children		
V 0 .Not applicable (person not in related		



PERSON

DATA	SIZE	BEGIN
subfamily or unrelated secondary family)		
1		.Reference person of family
2		.Spouse of family reference person
3		.Child of family reference person
4		.Other relative of family reference person
D FAMREL-3	1	2109
Sub/secondary family relationship code.		
Month 3		
U All persons, including children		
V 0		.Not applicable (person not in related subfamily or unrelated secondary family)
1		.Reference person of family
2		.Spouse of family reference person
3		.Child of family reference person
4		.Other relative of family reference person
D FAMREL-4	1	2110
Sub/secondary family relationship code.		
Month 4		
U All persons, including children		
V 0		.Not applicable (person not in related subfamily or unrelated secondary family)
1		.Reference person of family
2		.Spouse of family reference person
3		.Child of family reference person
4		.Other relative of family reference person
D FAMREL-5	1	2111
Sub/secondary family relationship code.		
Interview date		
U All persons, including children		
V 0		.Not applicable (person not in related subfamily or unrelated secondary family)
1		.Reference person of family
2		.Spouse of family reference person
3		.Child of family reference person
4		.Other relative of family reference person
D FAMNUM-1	1	2112
Sub/secondary family number. Month 1.		
Range = 0,6		
U All persons, including children		



PERSON

DATA	SIZE	BEGIN
V 0		.Not applicable (person not in related subfamily or unrelated secondary family)
D FANNUM-2	1	2113
		Sub/secondary family number. Month 2. Range = 0,6
U		All persons, including children
V 0		.Not applicable (person not in related subfamily or unrelated secondary family)
D FANNUM-3	1	2114
		Sub/secondary family number. Month 3. Range=0,6
U		All persons, including children
V 0		.Not applicable (person not in related subfamily or unrelated secondary family)
D FANNUM-4	1	2115
		Sub/secondary family number. Month 4. Range=0,6
U		All persons, including children
V 0		.Not applicable (person not in related subfamily or unrelated secondary family)
D FANNUM-5	1	2116
		Sub/secondary family number. Interview date Range = 0,6
U		All persons, including children
V 0		.Not applicable (person not in related subfamily or unrelated secondary family)
D POP-STAT	1	2117
		Population status. This field identifies whether or not a person was eligible to be asked a full set of questions, based on his/her age at time of interview.
U		All persons, including children
V 1		.Adult (15 years of age or older)
2		.Child (under 15 at interview)
D PNEP-1	3	2118
		Person number of spouse. Month 1
U		Persons 15 years old or older
V 999		.Not applicable
D PNEP-2	3	2121
		Person number of spouse. Month 2

1

170

PERSON

DATA SIZE BEGIN

U Persons 15 years old or older
V999.Not applicable

D PNSP-3 3 2124
 Person number of spouse, Month 3

U Persons 15 years old or older
V999.Not applicable

D PNSP-4 3 2127
 Person number of spouse, Month 4

U Persons 15 years old or older
V999.Not applicable

D PNSP-5 3 2130
 Person number of spouse, Interview
 date

U Persons 15 years old or older
V999.Not applicable

D PNPT-1 3 2133
 Person number of parent, Month 1

U Persons 15 years old or older
V999.Not applicable

D PNPT-2 3 2136
 Person number of parent, Month 2

U Persons 15 years old or older
V999.Not applicable

D PNPT-3 3 2139
 Person number of parent, Month 3

U Persons 15 years old or older
V999.Not applicable

D PNPT-4 3 2142
 Person number of parent, Month 4

U Persons 15 years old or older
V999.Not applicable

D PNPT-5 3 2145
 Person number of parent, Interview
 date

U Persons 15 years old or older
V999.Not applicable

D VETSTAT 1 2148
 Did this person ever serve on active



PERSON

DATA	SIZE	BEGIN
duty in the U.S. Armed Forces		
U Persons 15 years old or older		
V 1 .Yes		
2 .No		
D HIGRADE	2	2149
What is the highest grade or year of regular school this person attended		
U Persons 15 years old or older		
V 00 .Not applicable if under 15;		
Did not attend or attended only kindergarten		
* 01-08 .Elementary *		
* 09-12 .High school *		
* 21-26 .College *		
D GRD-CMPL	1	2151
Did he/she complete that grade		
U Persons 15 years old or older		
V 0 .Not applicable if under 15.		
Did not attend or attended only kindergarten		
1 .Yes		
2 .No		
D ETHNICTY	2	2152
Ethnic origin		
U All persons, including children		
V 01 .German		
02 .English		
03 .Irish		
04 .French		
05 .Italian		
06 .Scottish		
07 .Polish		
08 .Dutch		
09 .Swedish		
10 .Norwegian		
11 .Russian		
12 .Ukrainian		
13 .Welsh		
14 .Mexican-American		
15 .Chicano		
16 .Mexican		
17 .Puerto Rican		
18 .Cuban		
19 .Central or South American (Spanish)		



PERSON

DATA	SIZE	BEGIN
------	------	-------

20.	Other Spanish	
21.	Afro-American (Black or Negro)	
30.	Another group not listed	
39.	Don't know	

D	IN-AF	1	2154	
	Is this person currently in the Armed Forces			
U	Persons 15 years old or older			
V	0	.Not applicable		
	1	.Yes		
	2	.No		
*				*
*	Preedited control card section			*
*				*

D	U-ENTRY	2	2155	
	Preedited entry address I.D. Control card item 17			
U	All persons; including children			

D	U-PNUM	3	2157	
	Preedited person number Control card item 18			
U	All persons; including children			

D	U-RRP	1	2160	
	Preedited relationship to reference person. Control card item 17B			
U	All persons; including children			
V	1	.Reference person with relatives in HH		
	2	.Reference person with no rel. in HH		
	3	.Husband of reference person		
	4	.Wife of reference person		
	5	.Own child of reference person		
	6	.Parent of reference person		
	7	.Brother/sister of reference person		
	8	.Other relative of reference person		
	9	.Nonrelative of reference person With own relatives in HH		
0	.Nonrelative of reference person with no own relatives in HH			

D	U-HMEM	1	2161	
	Preedited household member status Control card item 20			
U	All persons; including children			

DATA	SIZE	BEGIN
V 1 .Yes - current HH member		
2 .No		
*		*
* The next 8 fields consist of 4 pairs.		*
* The first field in each pair gives		*
* information recorded on the control		*
* card of the household the person left		*
* after the previous wave. The second		*
* field in each pair gives information		*
* repeated on the control card of the		*
* current household.		*
*		*
D U-REALFT 2 2162		
Preeditd reason for leaving previous		
wave address. Control card item 23		
U All persons, including children		
V 0 .Not applicable (person did not move or		
not in sample previous wave) or not		
answered		
5 .Left - deceased		
6 .Left - institutionalized		
7 .Left - living in Armed Forces barracks		
8 .Left - moved outside of country		
9 .Left - separation or divorce		
10 .Left - person 201 or greater no longer		
living with a sample person		
11 .Left - other		
D U-REENT 2 2164		
Preeditd reason for entering current		
address. Control card item 23		
U All persons, including children		
V 0 .Not applicable (person did not move		
or person no longer in sample) or		
not answered		
1 .Entered - birth		
2 .Entered - marriage		
3 .Entered - other		
4 .Entered (before sample people)		
D U-MONLFT 2 2166		
Preeditd month left previous wave		
address. Control card item 23.		
Range = 0,12		
U All persons, including children		
V 0 .Not applicable (person did not move or		
not in sample previous wave)		



174

PERSON

DATA	SIZE	BEGIN
D U-MONENT	2	2168
Preeditd month entered current address. Control card item 23. Range = 0,12		
U All persons, including children.		
V 0 .Not applicable (person did not move or person no longer in sample)		
D U-DAYLFT	2	2170
Preeditd day left previous wave address. Control card item 23. Range = 0,31		
U All persons, including children		
V 0 .Not applicable (person did not move or not in sample previous wave)		
D U-DAYENT	2	2172
Preeditd day entered current address. Control card item 23. Range = 0,31		
U All persons, including children		
V 0 .Not applicable (person did not move or person no longer in sample)		
D CC-ADLFT	2	2174
Control card address ID of previous wave		
U All persons, including children		
V 0 .Not applicable (person did not move or not in sample previous wave)		
D CC-ADENT	2	2176
Control card address ID of current wave		
U All persons, including children		
V 0 .Not applicable (person did not move or person no longer in sample)		
D U-BRTHMN	2	2178
Preeditd month of birth Control card item 24		
U All persons, including children		
V -9. Not answered		
D U-BRTHYR	4	2180
Preeditd year of birth. Control card item 24		
U All persons, including children		
V -9. Not answered		
1900. Born 1900 or earlier		



PERSON

DATA	SIZE	BEGIN
D U-PNPT	3	2184
Preeditd person number of parent.		
Control card item 25		
U	Persons 15 years old or older	
V	-9 .Not answered	
D U-MS	1	2187
Preeditd marital status.		
Control card item 26A		
U	Persons 15 years old or older	
V	0 .Not applicable	
	1 .Married - spouse present	
	2 .Married - spouse absent	
	3 .Widowed	
	4 .Divorced	
	5 .Separated	
	6 .Never married	
	9 .Not answered	
D U-PNSP	3	2188
Preeditd person number of spouse		
Control card item 26B		
U	Persons 15 years old or older	
V	-9 .Not answered	
	0 .Not applicable	
D U-PNGO	3	2191
Preeditd person number of guardian.		
Control card item 27		
U	Persons 15 years old or older	
V	-9 .Not answered	
	0 .Not applicable	
D U-SEX	1	2194
Preeditd sex code.		
Control card item 28		
U	All persons, including children	
V	1 .Male	
	2 .Female	
	9 .Not answered	
D U-RACE	1	2195
Preeditd race code.		
Control card item 29		
U	All persons, including children	
V	1 .White	
	2 .Black	



PERSON

DATA	SIZE	BEGIN
3 .American Indian, Eskimo or Aleut		
4 .Asian or Pacific Islander		
5 .Other		
9 .Not answered		
0 U-ORIGIN	2	2196
Unedited ethnic origin code.		
Control card item 30		
U All persons, including children		
V-9 .Not answered		
1 .German		
2 .English		
3 .Irish		
4 .French		
5 .Italian		
6 .Scottish		
7 .Polish		
6 .Dutch		
9 .Swedish		
10 .Norwegian		
11 .Russian		
12 .Ukrainian		
13 .Welsh		
14 .Mexican-American		
15 .Chicano		
16 .Mexican		
17 .Puerto Rican		
18 .Cuban		
19 .Central or South American (Spanish speaking)		
20 .Other Spanish		
21 .Afro-American (Black or Negro)		
30 .Another group not listed		
39 .Don't know		
0 U-HIGRDE	2	2198
Unedited highest grade of school attended. Control card item 31A		
U Persons 15 years old or older		
V-9 .Not answered		
0 .No; applicable; did not attend; attended only kindergarten		
* 01-08 .Elementary	*	
* 09-12 .High school	*	
* 21-26 .College	*	
* .	*	

PERSON

DATA	SIZE	BEGIN
D U-COMPL	1	2200
Was highest grade completed. Unedited - control card item 31B		
U Persons 15 years old or older		
V 0	.Not applicable	
1	.Yes	
2	.No	
9	.Not answered	
D U-VET	1	2201
Unedited veteran status. Control card item 32A		
U Persons 15 years old or older		
V 0	.Not applicable	
1	.Yes	
2	.No	
9	.Not answered	
D U-SRVDT	1	2202
Unedited period of service. Control card item 32B		
U Persons 15 years old or older		
V 0	.Not applicable	
1	.Vietnam era (Aug '64-Apr '75)	
2	.Korean conflict (June '50-Jan '55)	
3	.World war II (Sept '40-July '47)	
4	.World war I (Apr '17-Nov '18)	
5	.May 1975 or later	
6	.Other service	
9	.Not answered	
D U-AF	1	2203
Currently in Armed Forces - unedited control card item 32C		
U Persons 15 years old and older		
V 0	.Not applicable	
1	.Yes	
2	.No	
9	.Not answered	
D U-SSNOK	1	2204
Reason Social Security number ('U-SSN') is not provided - unedited control card item 33C		
U All persons; including children		
V 0	.Not answered; not applicable	
1	.Don't know	

Vertical line on the left side of the page.

PERSON

DATA	SIZE	BEGIN
------	------	-------

2	.Refusal	
---	----------	--

3	.None	
---	-------	--

D	PREV-ID	9	Z205
---	---------	---	------

Unique scrambled combination of the previous psu, segment, and serial numbers. Applies only to persons in an original sample unit who joined another sample unit.

U All persons, including children

D	PREV-ROT	1	Z214
---	----------	---	------

Rotation in which this person was interviewed before leaving another sample unit and joining this one.

U All persons, including children

D	SC0064	2	Z215
---	--------	---	------

Previous identification entry address ID Applies only to persons in an original sample unit who joined another sample unit.

U All persons, including children

V D .Not in universe

D	SC0066	3	Z217
---	--------	---	------

Previous identification person number Applies only to persons in an original sample unit who joined another sample unit.

U All persons, including children

V D .Not in universe

D	HCHANGE1	1	Z220
---	----------	---	------

Used to determine if the household in which this person lived changed composition over the 4 reference months or in the 5th month up until date of interview. A change in address is not reflected in this field unless the composition of the group living together changes as a result. The first field is always "1". For each succeeding month the value of the field is the same as for the preceding month if there has been no change in composition. If a change has occurred, the field for the following month is



PERSON

DATA	SIZE	BEGIN
		one greater than the field for the preceding month. Month 1. Range = 1
U		All persons, including children
D HCHANGE2	1	2221
		Used to determine if the household in which this person lived changed composition. Month 2. Range = 1,2
U		All persons, including children
D HCHANGE3	1	2222
		Used to determine if the household in which this person lived changed composition. Month 3. Range = 1,3
U		All persons, including children
D HCHANGE4	1	2223
		Used to determine if the household in which this person lived changed composition. Month 4. Range = 1,4
U		All persons, including children
D HCHANGE5	1	2224
		Used to determine if the household in which this person lived changed composition. Interview date. Range = 1,5
U		All persons, including children
D FCHANGE1	1	2225
		Used to determine if the family (or pseudo family) changed in composition from one month to the next. These fields only relate to primary and unrelated secondary families and to primary and secondary individuals. To determine change in related subfamilies see 'S-CHANGE' below. The values of the fields for the respective months are determined in the same manner as for 'H-CHANGE' above. Month 1. Range = 1
U		All persons, including children
D FCHANGE2	1	2226
		Used to determine if the family (or pseudo family) changed in composition. Month 2. Range = 1,2
U		All persons, including children



PERSON

DATA	SIZE	BEGIN
D FCHANGE3	1	2227
Used to determine if the family (or pseudo family) changed in composition. Month 3. Range = 1,3		
U All persons, including children		
D FCHANGE4	1	2228
Used to determine if the family (or pseudo family) changed in composition. Month 4. Range = 1,4		
U All persons, including children		
D SCHANGE1	1	2229
Used to determine if the related subfamily which includes this person, changed composition from month to month. If, during any month, the person is not a member of a related subfamily, the value of the field for the corresponding month is '0'. For members of subfamilies the values in the fields are derived as in 'H-CHANGE' above. Month 1. Range = 1		
U All persons, including children		
D SCHANGE2	1	2230
Used to determine if the related subfamily which includes this person, changed composition. Month 2. Range = 1,2		
U All persons, including children		
D SCHANGE3	1	2231
Used to determine if the related subfamily which includes this person, changed composition. Month 3. Range = 1,3		
U All persons, including children		
D SCHANGE4	1	2232
Used to determine if the related subfamily which includes this person, changed composition. Month 4. Range = 1,4		
U All persons, including children		
*		*
*	Income aggregates by months 1-4	*
*		*

.....

PERSON

DATA	SIZE	BEGIN
D PPTOTIN1	8	2233
Total persons income for month 1. In dollars. Range = -1500000,1500000		
U Persons 15 years old or older		
D PPTOTIN2	8	2241
Total persons income for month 2. In dollars. Range = -1500000,1500000		
U Persons 15 years old or older		
D PPTOTIN3	8	2249
Total persons income for month 3. In dollars. Range = -1500000,1500000		
U Persons 15 years old or older		
D PPTOTIN4	8	2257
Total persons income for month 4. In dollars. Range = -1500000,1500000		
U Persons 15 years old or older		
D PP-EARN1	7	2265
Total persons earned income for month 1. In dollars. Range = 0,1500000		
U Persons 15 years old or older		
D PP-EARN2	7	2272
Total persons earned income for month 2. In dollars. Range = 0,1500000		
U Persons 15 years old or older		
D PP-EARN3	7	2279
Total persons earned income for month 3. In dollars. Range = 0,1500000		
U Persons 15 years old or older		
D PP-EARN4	7	2286
Total persons earned income for month 4. In dollars. Range = 0,1500000		
U Persons 15 years old or older		
D PP-PROP1	8	2293
Total property (asset) income for month 1. In dollars. Range = -1500000, 1500000		
U Persons 15 years old or older		
D PP-PROP2	8	2301
Total property (asset) income for		



PERSON

DATA	SIZE	BEGIN
month 2. In dollars. Range = -1500000,1500000		
U		Persons 15 years old or older
D PP-PROP3	8	2309
Total property (asset) income for month 3. In dollars. Range = -1500000,1500000		
U		Persons 15 years old or older
D PP-PROP4	8	2317
Total property (asset) income for month 4. In dollars. Range = -1500000,1500000		
U		Persons 15 years old or older
D PP-TRAN1	7	2325
Total persons mean-tested cash transfer for month 1. In dollars. Range = 0,1500000		
U		Persons 15 years old or older
D PP-TRAN2	7	2332
Total persons mean-tested cash transfer for month 2. In dollars. Range = 0,1500000		
U		Persons 15 years old or older
D PP-TRAN3	7	2339
Total persons mean-tested cash transfer for month 3. In dollars. Range = 0,1500000		
U		Persons 15 years old or older
D PP-TRAN4	7	2346
Total persons mean-tested cash transfer for month 4. In dollars. Range = 0,1500000		
U		Persons 15 years old or older
D PP-OTHER1	7	2353
Total persons other income for month 1. In dollars. Range = 0,1500000		
U		Persons 15 years old or older
D PP-OTHER2	7	2360
Total persons other income for month 2.		

PERSON

DATA	SIZE	BEGIN
------	------	-------

In dollars. Range = 0,1500000

U Persons 15 years old or older

D PPOTHER3	7	2367
------------	---	------

Total persons other income for month 3.

In dollars. Range = 0,1500000

U Persons 15 years old or older

D PPOTHER4	7	2374
------------	---	------

Total persons other income for month 4.

In dollars. Range = 0,1500000

U Persons 15 years old or older

*		*
*	Reciprocity/asset arrays	*
*		*

D RECIPSUM	75	2381
------------	----	------

Income reciprocity summary.

There are 75 fields allocated for this summary. Character location is listed beside each field used. Fields not used are zero filled.

*2381.	Social security
*2382.	Railroad retirement
*2383.	Federal Supplemental Security Inc (SSI)
*2385.	State unemployment compensation
*2386.	Supplemental unemployment benefits
*2387.	Other unemployment compensation
*2388.	Veterans compensation or pensions
*2390.	Workers compensation
*2392.	Employer or union temporary sickness policy
*2393.	Payments from a sickness, accident, or disability insurance policy purchased on your own
*2400.	Aid to families with dependent children (AFDC, ADC)
*2401.	General assistance or general relief
*2403.	Foster child care payments
*2404.	Other welfare
*2405.	WIC
*2407.	Food stamps
*2408.	Child support payments
*2409.	Alimony payments
*2410.	Pension from company or union



PERSON

DATA	SIZE	BEGIN
*2411.Federal civil service or other * Federal civilian employee pensions		
*2412.U.S. military retirement pay		
*2414.State government pensions		
*2415.Local government pensions		
*2416.Income from paid up life insurance * policies or annuities		
*2417.Estates and trusts		
*2418.Other payments for retirement, * disability or survivor		
*2420.GI bill education benefits		
*2430.Income assistance from a * charitable group		
*2431.Money from relatives or friends		
*2432.Lump sum payments		
*2433.Income from roomers or boarders		
*2434.National guard or reserve pay		
*2435.Incidental or casual earnings		
*2436.Other cash income not included * elsewhere		
*2455.Recorded for confidentiality (ISS * codes 4,9,11,22,33) * The possible answers in each * field (1-75) are listed below:		
U Persons 15 years old or older		
V D .Not applicable		
1 .Yes		
2 .No		
D ASSETSUM	13	2456
Asset ownership summary. There are 13 (1-digit) fields defined below. Character location is listed beside each field.		
*2456.ISS Code 100 - savings accounts		
*2457.ISS Code 101 - money market * accounts		
*2458.ISS Code 102 - certificates of * deposit		
*2459.ISS Code 103 - now accounts		
*2460.ISS Code 104 - money market funds		
*2461.ISS Code 105 - U.S. government * securities		
*2462.ISS Code 106 - municipal or * corporate bonds		
*2463.ISS Code 107 - other interest * earning assets		

1

PERSON

DATA	SIZE	BEGIN
*2464.ISS Code 110 - stocks or mutual funds		
*2465.ISS Code 120 - rental property		
*2466.ISS Code 130 - mortgages		
*2467.ISS Code 140 - royalties		
*2468.ISS Code 150 - other financial investments		
The possible answers in each field (1-13) are:		
U Persons 15 years old or older		
V 0 .Not applicable		
1 .Yes		
2 .No		
* Employment status recode by months		*
* 1-4		*
D ESR-1	1	2469
Employment status recode for month 1 of the reference period.		
U Persons 15 years old or older		
V 0 .Not applicable		
1 .With a job entire month; worked all weeks		
2 .With a job entire month; missed one or more weeks; no time on layoff		
3 .With a job entire month; missed one or more weeks; spent time on layoff		
4 .With job one or more weeks; no time spent looking or on layoff		
5 .With job one or more weeks; spent one or more weeks looking or on layoff		
6 .No job during month; spent entire month looking or on layoff		
7 .No job during month; spent one or more weeks looking or on layoff		
8 .No job during month; no time spent looking or on layoff		
D ESR-2	1	2470
Employment status recode for month 2 of the reference period.		
U Persons 15 years old or older		
V 0 .Not applicable		
1 .With a job entire month; worked all weeks		
2 .With a job entire month; missed one or		



PERSON

DATA	SIZE	BEGIN
------	------	-------

- more weeks, no time on layoff
- 3 .With a job entire month, missed one or more weeks, spent time on layoff
- 4 .With job one or more weeks, no time spent looking or on layoff
- 5 .With job one or more weeks, spent one or more weeks looking or on layoff
- 6 .No job during month, spent entire month looking or on layoff
- 7 .No job during month, spent one or more weeks looking or on layoff
- 8 .No job during month, no time spent looking or on layoff

D ESR-3	1	2471
---------	---	------

Employment status recode for month 3 of the reference period.

U Persons 15 years old or older

V 0 .Not applicable

- 1 .With a job entire month, worked all weeks
- 2 .With a job entire month, missed one or more weeks, no time on layoff
- 3 .With a job entire month, missed one or more weeks, spent time on layoff
- 4 .With job one or more weeks, no time spent looking or on layoff
- 5 .With job one or more weeks, spent one or more weeks looking or on layoff
- 6 .No job during month, spent entire month looking or on layoff
- 7 .No job during month, spent one or more weeks looking or on layoff
- 8 .No job during month, no time spent looking or on layoff

D ESR-4	1	2472
---------	---	------

Employment status recode for month 4 at the reference period.

U Persons 15 years old or older

V 0 .Not applicable

- 1 .With a job entire month, worked all weeks
- 2 .With a job entire month, missed one or more weeks, no time on layoff
- 3 .With a job entire month, missed one or more weeks, spent time on layoff



PERSON

DATA	SIZE	BEGIN
4	.With job one or more weeks; no time spent looking	
5	.With job one or more weeks; spent looking or on layoff	
6	.No job during month; spent entire month looking or on layoff	
7	.No job during month; spent one or more weeks looking or on layoff	
8	.No job during month; no time spent looking or on layoff	
*		*
*	Recoded labor force and reciprocity	*
*	Items by months 1-4	*
*		*
D WKSPER1	1	2473
	Number of weeks in month 1 of the reference period.	
U	Persons 15 years old or older	
V 0	.Not applicable	
4	.Four weeks	
5	.Five weeks	
D WKSPER2	1	2474
	Number of weeks in month 2 of the reference period.	
U	Persons 15 years old or older	
V 0	.Not applicable	
4	.Four weeks	
5	.Five weeks	
D WKSPER3	1	2475
	Number of weeks in month 3 of the reference period.	
U	Persons 15 years old or older	
V 0	.Not applicable	
4	.Four weeks	
5	.Five weeks	
D WKSPER4	1	2476
	Number of weeks in month 4 of the reference period.	
U	Persons 15 years old or older	
V 0	.Not applicable	
4	.Four weeks	
5	.Five weeks	



PERSON

DATA	SIZE	BEGIN
D WKSJB1	1	2477
Number of weeks with a job or business for month 1 of the reference period.		
U Persons 15 years old or older		
V 0	.0 weeks or not applicable ('have-job' = no)	
1	.1 week	
2	.2 weeks	
3	.3 weeks	
4	.4 weeks	
5	.5 weeks (only applicable for months with 5 weeks)	
D WKSJB2	1	2478
Number of weeks with a job or business for month 2 of the reference period.		
U Persons 15 years old or older		
V 0	.0 weeks or not applicable ('have-job' = no)	
1	.1 week	
2	.2 weeks	
3	.3 weeks	
4	.4 weeks	
5	.5 weeks (only applicable for months with 5 weeks)	
D WKSJB3	1	2479
Number of weeks with a job or business for month 3 of the reference period.		
U Persons 15 years old or older		
V 0	.0 weeks or not applicable ('have-job' = no)	
1	.1 week	
2	.2 weeks	
3	.3 weeks	
4	.4 weeks	
5	.5 weeks (only applicable for months with 5 weeks)	
D WKSJB4	1	2480
Number of weeks with a job or business for month 4 of the reference period.		
U Persons 15 years old or older		
V 0	.0 weeks or not applicable ('have-job' = no)	
1	.1 week	
2	.2 weeks	



PERSON

DATA	SIZE	BEGIN	
3	.3 weeks		
4	.4 weeks		
5	.5 weeks (only applicable for months with 5 weeks)		
0	WKWJOB	18	2481
			TABLE
	Did this person have a job or business during this week of the reference period. There are 18 answer fields, one for each week of the reference period.		
	U Persons 15 years old or older		
	V 0 .Not applicable ('have-job' = no)		
	1 .Yes		
	2 .No		
0	WKSOP1	1	2499
	Number of weeks without pay, at a job or business for month 1 of the reference period.		
	U Persons 15 years old or older		
	V 0 .0 weeks or not applicable ('have-job' = no)		
	1 .1 week		
	2 .2 weeks		
	3 .3 weeks		
	4 .4 weeks		
	5 .5 weeks (only applicable for months with 5 weeks)		
0	WKSOP2	1	2500
	Number of weeks without pay, at a job or business for month 2 of the reference period.		
	U Persons 15 years old or older		
	V 0 .0 weeks or not applicable ('have-job' = no)		
	1 .1 week		
	2 .2 weeks		
	3 .3 weeks		
	4 .4 weeks		
	5 .5 weeks (only applicable for months with 5 weeks)		
0	WKSOP3	1	2501
	Number of weeks without pay, at a job or business for month 3 of the reference period.		

Vertical line on the left side of the page.

PERSON

DATA	SIZE	BEGIN
U Persons 15 years old or older		
V 0	.0 weeks or not applicable	('have-job' = no)
1	.1 week	
2	.2 weeks	
3	.3 weeks	
4	.4 weeks	
5	.5 weeks (only applicable for months with 5 weeks)	
D WKSJOP4	1	2502
Number of weeks without pay, at a job or business for month 4 of the reference period.		
U Persons 15 years old or older		
V 0	.0 weeks or not applicable	('have-job' = no)
1	.1 week	
2	.2 weeks	
3	.3 weeks	
4	.4 weeks	
5	.5 weeks (only applicable for months with 5 weeks)	
D WEEKSAB	18	2503
TABLE		
Was this person with a job or business but without pay for this week of the reference period. There are 18 answer fields, one for each week of the reference period.		
U Persons 15 years old or older		
V 0	.Not applicable	
1	.Yes	
2	.No	
D WKSLOK1	1	2521
Number of weeks looking for work or on layoff in month 1 of the reference period.		
U Persons 15 years old or older		
V 0	.None or not applicable	
1	.1 week	
2	.2 weeks	
3	.3 weeks	
4	.4 weeks	
5	.5 weeks (only applicable for months with 5 weeks)	

.....

PERSON

DATA	SIZE	BEGIN	
D WKSLOK2	1	2522	
			Number of weeks looking for work or on layoff in month 2 of the reference period.
U			Persons 15 years old or older
V			0 .None or not applicable
			1 .1 week
			2 .2 weeks
			3 .3 weeks
			4 .4 weeks
			5 .5 weeks (only applicable for months with 5 weeks)
D WKSLOK3	1	2523	
			Number of weeks looking for work or on layoff in month 3 of the reference period.
U			Persons 15 years old or older
V			0 .None or not applicable
			1 .1 week
			2 .2 weeks
			3 .3 weeks
			4 .4 weeks
			5 .5 weeks (only applicable for months with 5 weeks)
D WKSLOK4	1	2524	
			Number of weeks looking for work or on layoff in month 4 of the reference period.
U			Persons 15 years old or older
V			0 .None or not applicable
			1 .1 week
			2 .2 weeks
			3 .3 weeks
			4 .4 weeks
			5 .5 weeks (only applicable for months with 5 weeks)
D WEEKSLK	18	2525	TABLE
			Was this person looking for work or on layoff during this week of the reference period. There are 18 answer fields, one for each week of the reference period.
U			Persons 15 years old or older
V			0 .Not applicable
			1 .Yes
			2 .No



PERSON

DATA	SIZE	BEGIN
D CARECOV1	1	2543
Is this person covered by medicare for month 1 of the reference period		
U Persons 65 years old or older and disabled persons 15-64 years old		
V 0 .Not applicable		
1 .Yes		
2 .No		
D CARECOV2	1	2544
Is this person covered by medicare for month 2 of the reference period		
U Persons 65 years old or older and disabled persons 15-64 years old		
V 0 .Not applicable		
1 .Yes		
2 .No		
D CARECOV3	1	2545
Is this person covered by medicare for month 3 of the reference period		
U Persons 65 years old or older and disabled persons 15-64 years old		
V 0 .Not applicable		
1 .Yes		
2 .No		
D CARECOV4	1	2546
Is this person covered by medicare for month 4 of the reference period		
U Persons 65 years old or older and disabled persons 15-64 years old		
V 0 .Not applicable		
1 .Yes		
2 .No		
O MEDICAID	1	2547
Is this person covered by medicaid		
U Persons 15 years old or older and their dependents meeting eligibility requirements		
V 0 .Not applicable		
1 .Yes		
2 .No		
D CAIDCOV1	1	2548
Was this person covered by medicaid for		



DATA	SIZE	BEGIN
month 1 of the reference period		
U Persons 15 years old or older and their dependents meeting eligibility requirements		
V 0 .Not applicable		
1 .Yes		
2 .No		
D CAIDCOV2	1	2549
Was this person covered by medicaid for month 2 of the reference period		
U Persons 15 years old or older and their dependents meeting eligibility requirements		
V 0 .Not applicable		
1 .Yes		
2 .No		
D CAIDCOV3	1	2550
Was this person covered by medicaid for month 3 of the reference period		
U Persons 15 years old or older and their dependents meeting eligibility requirements		
V 0 .Not applicable		
1 .Yes		
2 .No		
D CAIDCOV4	1	2551
Was this person covered by medicaid for month 4 of the reference period		
U Persons 15 years old or older and their dependents meeting eligibility requirements		
V 0 .Not applicable		
1 .Yes		
2 .No		
D WICCOV1	1	2552
Was this person covered by WIC for month 1 of the reference period		
U Persons 15 years old or older and their dependents meeting eligibility requirements		
V 0 .Not applicable		
1 .Yes		
2 .No		
D WICCOV2	1	2553
Was this person covered by WIC for		

Vertical line of text on the left margin.

PERSON

DATA	SIZE	BEGIN
------	------	-------

month 2 of the reference period

U Persons 15 years old or older and their dependents meeting eligibility requirements

V 0 .Not applicable

1 .Yes

2 .No

D WICCOV3	1	2554
-----------	---	------

Was this person covered by WIC for month 3 of the reference period

U Persons 15 years old or older and their dependents meeting eligibility requirements

V 0 .Not applicable

1 .Yes

2 .No

D WICCOV4	1	2555
-----------	---	------

Was this person covered by WIC for month 4 of the reference period

U Persons 15 years old or older and their dependents meeting eligibility requirements

V 0 .Not applicable

1 .Yes

2 .No

D WICVAL1	4	2556
-----------	---	------

Value of WIC voucher in month 1 of the reference period. The dollar field contains two implied decimals. Range = 0,5000.

U Persons 15 years old or older and their dependents meeting eligibility requirements

V 0 .Not applicable

D WICVAL2	4	2560
-----------	---	------

Value of WIC voucher in month 2 of the reference period. The dollar field contains two implied decimals. Range = 0,5000.

U Persons 15 years old or older and their dependents meeting eligibility requirements

V 0 .Not applicable



DATA	SIZE	BEGIN
D WICVAL3	4	2564
Value of WIC voucher in month 3 of the reference period. The dollar field contains two implied decimals. Range = 0,5000.		
U Persons 15 years old or older and their dependents meeting eligibility requirements		
V 0 .Not applicable		
D WICVAL4	4	2568
Value of WIC voucher in month 4 of the reference period. The dollar field contains two implied decimals. Range = 0,5000.		
U Persons 15 years old or older and their dependents meeting eligibility requirements		
V 0 .Not applicable		
D HIIND	1	2572
Is this person covered by health insurance		
U All persons, including children		
V 0 .Not applicable		
1 .Yes		
2 .No		
D HIMNTH1	1	2573
Did this person have health insurance coverage month 1		
U All persons, including children		
V 0 .Not applicable		
1 .Yes		
2 .No		
D HIMNTH2	1	2574
Did this person have health insurance coverage month 2		
U All persons, including children		
V 0 .Not applicable		
1 .Yes		
2 .No		
D HIMNTH3	1	2575
Did this person have health insurance coverage month 3		



PERSON

DATA	SIZE	BEGIN
U All persons, including children		
V 0 .Not applicable		
1 .Yes		
2 .No		
D HIMNTH4	1	2576
Did this person have health insurance coverage month 4		
U All persons, including children		
V 0 .Not applicable		
1 .Yes		
2 .No		
D INCSOURC	20	2577
Income source code (10 answer fields of 2-characters each). Source of income for this person		
U Persons 15 years old or older		
V 0 .Not applicable		
1 .Social security		
2 .Railroad retirement		
3 .Federal supplemental security income		
5 .State unemployment compensation		
6 .Supplemental unemployment benefits		
7 .Other unemployment compensation		
8 .Veterans compensation or pensions		
10 .Workers compensation		
12 .Employer or union temporary sickness policy		
13 .Payments from a sickness, accident, or disability insurance policy purchased on your own		
20 .Aid to families with dependent children (AFDC, ADC)		
21 .General assistance or general relief		
23 .Foster child care payments		
24 .Other welfare		
25 .WIC		
27 .Food stamps		
28 .Child support payments		
29 .Alimony payments		
30 .Pension from company or union		
31 .Federal civil service or other Federal civilian employee pensions		
32 .U.S. military retirement pay		
34 .State government pensions		
35 .Local government pensions		



Vertical line on the left side of the page.

PERSON

DATA	SIZE	BEGIN
36		.Income from paid up life insurance policies or annuities
37		.Estates and trusts
38		.Other payments for retirement, disability, or survivor
40		.GI bill education benefits
50		.Income assistance from a charitable group
51		.Money from relatives or friends
52		.Lump sum payments
53		.Income from roomers or boarders
54		.National guard or reserve pay
55		.Incidental or casual earnings
56		.Other cash income not included elsewhere
75		.Recorded for confidentiality (ISS codes 4,9,11,22,33)
0	ASTSOURC	39 2597
		Asset source code (13 answer fields of 3-characters each) asset belonging to this person
U		Persons 15 years old or older
V	000	.Not applicable
100		.Regular/passbook savings accounts in a bank, savings and loan or credit union
101		.Money market deposit accounts
102		.Certificates of deposit or other savings certificates
103		.NOW, super NOW, or other interest earning checking accounts
104		.Money market funds
105		.U.S. government securities
106		.Municipal or corporate bonds
107		.Other interest earning assets
110		.Stocks or mutual fund shares
120		.Rental property
130		.Mortgages
140		.Royalties
150		.Other financial investments
*		*
*		* The following are coverage recodes. *
*		* If this person was covered by prior *
*		* gram reciprocity on another question- *
*		* name, these flags are set. By *



PERSON

DATA	SIZE	BEGIN
* months 1-4		*
*		*
D VETS1	1	2636
Was this person covered by veterans payments during month 1 of the reference period		
U Persons 15 years old or older and their dependents meeting eligibility requirements		
V 0 .Not applicable		
1 .Yes		
2 .No		
D VETS2	1	2637
Was this person covered by veterans payments during month 2 of the reference period		
U Persons 15 years old or older and their dependents meeting eligibility requirements		
V 0 .Not applicable		
1 .Yes		
2 .No		
D VETS3	1	2638
Was this person covered by veterans payments during month 3 of the reference period		
U Persons 15 years old or older and their dependents meeting eligibility requirements		
V 0 .Not applicable		
1 .Yes		
2 .No		
D VETS4	1	2639
Was this person covered by veterans payments during month 4 of the reference period		
U Persons 15 years old or older and their dependents meeting eligibility requirements		
V 0 .Not applicable		
1 .Yes		
2 .No		



PERSON

DATA	SIZE	BEGIN
D AFDC1	1	2640
Was this person covered by AFDC income during month 1 of the reference period		
U Persons 15 years old or older and their dependents meeting eligibility requirements		
V 0 .Not applicable		
1 .Yes		
2 .No		
D AFDC2	1	2641
Was this person covered by AFDC income during month 2 of the reference period		
U Persons 15 years old or older and their dependents meeting eligibility requirements		
V 0 .Not applicable		
1 .Yes		
2 .No		
D AFDC3	1	2642
Was this person covered by AFDC income during month 3 of the reference period		
U Persons 15 years old or older and their dependents meeting eligibility requirements		
V 0 .Not applicable		
1 .Yes		
2 .No		
D AFDC4	1	2643
Was this person covered by AFDC income during month 4 of the reference period		
U Persons 15 years old or older and their dependents meeting eligibility requirements		
V 0 .Not applicable		
1 .Yes		
2 .No		
D FOODSTP1	1	2644
Was this person covered by food stamps during month 1 of the reference period		
U Persons 15 years old or older and their dependents meeting eligibility requirements		
V 0 .Not applicable		

Vertical line on the left side of the page.

PERSON

DATA	SIZE	BEGIN
1 .Yes		
2 .No		
D FOODSTP2	1	2645
Was this person covered by food stamps during month 2 of the reference period		
U Persons 15 years old or older and their dependents meeting eligibility requirements		
V D .Not applicable		
1 .Yes		
2 .No		
D FOODSTP3	1	2646
Was this person covered by food stamps during month 3 of the reference period		
U Persons 15 years old or older and their dependents meeting eligibility requirements		
V D .Not applicable		
1 .Yes		
2 .No		
D FOODSTP4	1	2647
Was this person covered by food stamps during month 4 of the reference period		
U Persons 15 years old or older and their dependents meeting eligibility requirements		
V D .Not applicable		
1 .Yes		
2 .No		
D GENASST1	1	2648
Was this person covered by any general assistance income during month 1 of the reference period		
U Persons 15 years old or older and their dependents meeting eligibility requirements		
V D .Not applicable		
1 .Yes		
2 .No		
D GENASST2	1	2649
Was this person covered by any general assistance income during month 2 of		



PERSON

DATA SIZE BEGIN

the reference period

U Persons 15 years old or older and
their dependents meeting eligibility
requirements

V 0 .Not applicable

1 .Yes

2 .No

D GENASST3 1 2650

Was this person covered by any general
assistance income during month 3 of
the reference period

U Persons 15 years old or older and
their dependents meeting eligibility
requirements

V 0 .Not applicable

1 .Yes

2 .No

D GENASST4 1 2651

Was this person covered by any general
assistance income during month 4 of
the reference period

U Persons 15 years old or older and
their dependents meeting eligibility
requirements

V 0 .Not applicable

1 .Yes

2 .No

D FOSTKID1 1 2652

Was this person covered by any foster
child care payments during month 1 of
the reference period

U All persons, no age limitation

V 0 .Not applicable

1 .Yes

2 .No

D FOSTKID2 1 2653

Was this person covered by any foster
child care payments during month 2 of
the reference period

U All persons, no age limitation

V 0 .Not applicable

1 .Yes

2 .No



PERSON

DATA	SIZE	BEGIN
D FOSTKID3	1	2654
Was this person covered by any foster child care payments during month 3 of the reference period		
U All persons; no age limitation		
V 0 .Not applicable		
1 .Yes		
2 .No		
D FOSTKID4	1	2655
Was this person covered by any foster child care payments during month 4 of the reference period		
U All persons; no age limitation		
V 0 .Not applicable		
1 .Yes		
2 .No		
D OTHWELF1	1	2656
Was this person covered by any other welfare payments during month 1 of the reference period		
U Persons 15 years old or older and their dependents meeting eligibility requirements		
V 0 .Not applicable		
1 .Yes		
2 .No		
D OTHWELF2	1	2657
Was this person covered by any other welfare payments during month 2 of the reference period		
U Persons 15 years old or older and their dependents meeting eligibility requirements		
V 0 .Not applicable		
1 .Yes		
2 .No		
D OTHWELF3	1	2658
Was this person covered by any other welfare payments during month 3 of the reference period		
U Persons 15 years old or older and their dependents meeting eligibility requirements		



DATA	SIZE	BEGIN
V 0 .Not applicable		
1 .Yes		
2 .No		
D OTHWELF4	1	2659
Was this person covered by any other welfare payments during month 4 of the reference period		
U Persons 15 years old or older and their dependents meeting eligibility requirements		
V 0 .Not applicable		
1 .Yes		
2 .No		
D SOCSEC1	1	2660
Was this person covered by Social Security payments during month 1 of the reference period		
U All persons, including children		
V 0 .Not applicable		
1 .Yes		
2 .No		
D SOCSEC2	1	2661
Was this person covered by Social Security payments during month 2 of the reference period		
U All persons, including children		
V 0 .Not applicable		
1 .Yes		
2 .No		
D SOCSEC3	1	2662
Was this person covered by Social Security payments during month 3 of the reference period		
U All persons, including children		
V 0 .Not applicable		
1 .Yes		
2 .No		
D SOCSEC4	1	2663
Was this person covered by Social Security payments during month 4 of the reference period		
U All persons, including children		
V 0 .Not applicable		





PERSON

DATA	SIZE	BEGIN
1 .Self		
2 .Proxy		
D IT7B	3	2669
Unedited ques. item 7B - person number of proxy. Range = 0,999		
U Persons 15 years old or older		
D IT7C	1	2672
Preedited persons noninterview status ques. item 7C		
U Persons 15 years old or older		
V 0 .Not answered		
1 .Type Z refusal		
2 .Type Z other		
D IT8MTH	2	2673
Unedited month of interview - ques. item 8. Range = 0,12		
U Persons 15 years old or older		
D IT8DAY	2	2675
Unedited day of interview - ques. item 8. Range = 0,31		
U Persons 15 years old or older		
D IT9B	3	2677
Unedited total interview time in minutes. ques. item 9B. Range = 0,999		
U Persons 15 years old or older		
D IT10B	3	2680
Unedited total pre-interview review time in minutes. Ques. item 10B		
U Persons 15 years old or older		
D IT11B	3	2683
Unedited total pre-interview time for transcription. Questionnaire item 11B		
U All persons: including children		
D IT12	1	2686
Phone interview. Questionnaire item 12		
U Persons 15 years old or older		



PERSON

DATA	SIZE	BEGIN
D SC0900	1	2687
Check item N		
Does ...'s person number begin with A "2"		
U Persons 15 years old or older		
V 0 .Not in universe		
1 .Yes		
2 .No - skip to SC1000		
D SC0901	1	2688
Was ... missed when household members were listed for wave 1		
U Persons 15 years old or older		
V 0 .Not in universe		
1 .Yes - skip to SC1000		
2 .No		
D SC0902	1	2689
Was ... living in any of the kinds of places listed on this card (See SC0904 below for kinds of places)		
U Persons 15 years old or older		
V 0 .Not in universe		
1 .Yes		
2 .No - skip to SC0906		
D SC0904	1	2690
Which code on this card represents the kind of place ... was living in on reference date		
*		*
* Month of Interview	Reference Date	*
* February 1984	October 1, 1983	*
* March 1984	November 1, 1983	*
* April 1984	December 1, 1983	*
*		*
U Persons 15 years old or older		
V 0 .Not in universe		
1 .Armed Forces barracks - skip to SC1000		
2 .Outside the United States - skip to SC1000		
3 .Nonhousehold setting - skip to SC1000		
D SC0906	1	2691
Was ... living alone on reference date		
U Persons 15 years old or older		



PERSON

DATA	SIZE	BEGIN
V 0 .Not in universe		
1 .Yes - skip to SC1000		
2 .No		
D SC0908	1	2692
How many people was ... living with on reference date		
U Persons 15 years old or older		
V 0 .Not in universe		
1 .1 person		
2 .2 people		
3 .3 people		
4 .4 people		
5 .5 or more people		
D SC0910	1	2693
Was ... the owner or renter of the residence where ... was living on reference date		
U Persons 15 years old or older		
V 0 .Not in universe		
1 .Yes - skip to SC1000		
2 .No		
D SC0912	1	2694
How is ... related to the person who owned or rented the residence where ... was living on reference date		
U Persons 15 years old or older		
V 0 .Not in universe		
1 .Husband		
2 .Wife		
3 .Own child (son or daughter)		
4 .Parent		
5 .Brother/sister		
6 .Other relative		
7 .Nonrelative		
* Labor force and reciprocity section		*
* section		*
D SC1000	1	2695
During the 4-month period did ... have a job or business, either full time or part time, even for only a few days		
U Persons 15 years old or older		



208

PERSON

DATA SIZE BEGIN

V Q .Not in universe
1 .Yes - skip to SC1056
2 .No

D SC1002 1 2696
Did ... spend any time looking for
work or on layoff from a job

U Persons 15 years old or older

V Q .Not in universe
1 .Yes
2 .No - skip to SC1048

* *
* The next 19 fields (SC1004 through *
* SC1040) are possible answers to *
* the question: *
* *
* In which weeks was ... looking for *
* work or on layoff from a job *
* *

D SC1004 1 2697
All weeks in reference period
U Persons 15 years old or older
V Q .Not marked as looking or on layoff
all weeks in reference period or
not in universe based on response to
SC1002
1 .Marked as looking or on layoff all
weeks in reference period

D SC1006 1 2698
1st week
U Persons 15 years old or older
V Q .Not marked as a week looking or on
layoff or not in universe based on
response to SC1002
1 .Marked as a week looking or on
layoff

D SC1008 1 2699
2nd week
U Persons 15 years old or older
V Q .Not marked as a week looking or on
layoff or not in universe based on
response to SC1002
1 .Marked as a week looking or on
layoff



PERSON

DATA	SIZE	BEGIN
D SC1010	1	2700
3rd week		
U Persons 15 years old or older		
V 0	.Not marked as a week looking or on layoff or not in universe based on response to SC1002	
1	.Marked as a week looking or on layoff	
D SC1012	1	2701
4th week		
U Persons 15 years old or older		
V 0	.Not marked as a week looking or on layoff or not in universe based on response to SC1002	
1	.Marked as a week looking or on layoff	
D SC1014	1	2702
5th week		
U Persons 15 years old or older		
V 0	.Not marked as a week looking or on layoff or not in universe based on response to SC1002	
1	.Marked as a week looking or on layoff	
D SC1016	1	2703
6th week		
U Persons 15 years old or older		
V 0	.Not marked as a week looking or on layoff or not in universe based on response to SC1002	
1	.Marked as a week looking or on layoff	
D SC1018	1	2704
7th week		
U Persons 15 years old or older		
V 0	.Not marked as a week looking or on layoff or not in universe based on response to SC1002	
1	.Marked as a week looking or on layoff	
D SC1020	1	2705
8th week		
U Persons 15 years old or older		
V 0	.Not marked as a week looking or on layoff or not in universe based on response to SC1002	
1	.Marked as a week looking or on layoff	



210

PERSON

DATA	SIZE	BEGIN
D SC1022	1	2706
9th week		
U Persons 15 years old or older		
V 0 .Not marked as a week looking or on layoff or not in universe based on response to SC1002		
1 .Marked as a week looking or on layoff		
D SC1024	1	2707
10th week		
U Persons 15 years old or older		
V 0 .Not marked as a week looking or on layoff or not in universe based on response to SC1002		
1 .Marked as a week looking or on layoff		
D SC1026	1	2708
11th week		
U Persons 15 years old or older		
V 0 .Not marked as a week looking or on layoff or not in universe based on response to SC1002		
1 .Marked as a week looking or on layoff		
D SC1028	1	2709
12th week		
U Persons 15 years old or older		
V 0 .Not marked as a week looking or on layoff or not in universe based on response to SC1002		
1 .Marked as a week looking or on layoff		
D SC1030	1	2710
13th week		
U Persons 15 years old or older		
V 0 .Not marked as a week looking or on layoff or not in universe based on response to SC1002		
1 .Marked as a week looking or on layoff		
D SC1032	1	2711
14th week		
U Persons 15 years old or older		
V 0 .Not marked as a week looking or on layoff or not in universe based on response to SC1002		
1 .Marked as a week looking or on layoff		



DATA	SIZE	BEGIN
D SC1034	1	2712
15th week		
U Persons 15 years old or older		
V 0 .Not marked as a week looking or on layoff or not in universe based on response to SC1002		
1 .Marked as a week looking or on layoff		
D SC1036	1	2713
16th week		
U Persons 15 years old or older		
V 0 .Not marked as a week looking or on layoff or not in universe based on response to SC1002		
1 .Marked as a week looking or on layoff		
D SC1039	1	2714
17th week		
U Persons 15 years old or older		
V 0 .Not marked as a week looking or on layoff or not in universe based on response to SC1002		
1 .Marked as a week looking or on layoff		
D SC1040	1	2715
18th week		
U Persons 15 years old or older		
V 0 .Not marked as a week looking or on layoff or not in universe based on response to SC1002		
1 .Marked as a week looking or on layoff		
D SC1042	1	2716
Could ... have taken a job during any of those weeks		
U Persons 15 years old or older		
V 0 .Not in universe		
1 .Yes - skip to SC1046		
2 .No		
D SC1044	1	2717
What was the main reason ... could not take a job during those weeks		
U Persons 15 years old or older		
V 0 .Not in universe		
1 .Already had a job		
2 .Temporary illness		



PERSON

DATA	SIZE	BEGIN
3 .School		
4 .Other		
D SC1046	1	2718
Check item R1		
Is the "all" box marked in SC1004		
U Persons 15 years old or older		
V 0	.Not in universe	
1	.Yes - skip to SC1240	
2	.No - skip to SC1050	
D SC1048	1	2719
Were there any weeks in the 4-month period when ... wanted a job		
U Persons 15 years old or older		
V 0	.Not in universe	
1	.Yes - skip to SC1052	
2	.No - skip to SC1248	
D SC1050	1	2720
There were weeks that ... did not work or look for work . Did ... want a job in those weeks		
U Persons 15 years old or older		
V 0	.Not in universe	
1	.Yes	
2	.No - skip to SC1240	
D SC1052	1	2721
Could ... have taken a job in those weeks if one had been offered		
U Persons 15 years old or older		
V 0	.Not in universe	
1	.Yes	
2	.No - skip to SC1240	
D SC1054	2	2722
During the weeks that ... wanted a job but was not looking for one, what was the main reason ... was not looking		
U Persons 15 years old or older		
V 0	.Not in universe	
1	.Believes no work available in line of work or area - skip to SC1240	
2	.Couldn't find any work - skip to SC1240	
3	.Lacks necessary schooling, training,	



DATA SIZE BEGIN

 skills; or experience - skip to SC1240

4 .Employers think too young or too
 old - skip to SC1240

5 .Other personal handicap in finding
 job - skip to SC1240

6 .Can't arrange child care - skip to SC1240

7 .Family responsibilities - skip to SC1240

8 .In school or other training - skip to
 SC1240

9 .Ill health; physical disability - skip
 to SC1240

10 .Other - skip to SC1240

D SC1056 1 2724
 Did ... have a job or business,
 either full or part time, during
 each of the weeks in this period

U Persons 15 years old or older

V 0 .Not in universe
 1 .Yes
 2 .No - skip to SC1100

D SC1058 1 2725
 Was ... absent without pay from
 ... 's job or business for any full
 weeks during the 4-month period

U Persons 15 years old or older

V 0 .Not in universe
 1 .Yes
 2 .No - skip to SC1230

* *

* The next 19 fields (SC1060 through *

* SC1076) are possible answers to *

* the question: *

* *

* In which weeks was ... absent *

* without pay *

* *

D SC1060 1 2726
 All weeks in reference period

U Persons 15 years old or older

V 0 .Not marked as absent without pay
 for all weeks in reference period or not
 in universe based on response to SC1058

 1 .Marked as a week absent without pay



PERSON

DATA	SIZE	BEGIN
D SC1062	1	2727
1st week		
U Persons 15 years old or older		
V 0 .Not marked as a week absent without pay or not in universe based on response to SC1058		
1 .Marked as a week absent without pay		
D SC1064	1	2728
2nd week		
U Persons 15 years old or older		
V 0 .Not marked as a week absent without pay or not in universe based on response to SC1058		
1 .Marked as a week absent without pay		
D SC1066	1	2729
3rd week		
U Persons 15 years old or older		
V 0 .Not marked as a week absent without pay or not in universe based on response to SC1058		
1 .Marked as a week absent without pay		
D SC1068	1	2730
4th week		
U Persons 15 years old or older		
V 0 .Not marked as a week absent without pay or not in universe based on response to SC1058		
1 .Marked as a week absent without pay		
D SC1070	1	2731
5th week		
U Persons 15 years old or older		
V 0 .Not marked as a week absent without pay or not in universe based on response to SC1058		
1 .Marked as a week absent without pay		
D SC1072	1	2732
6th week		
U Persons 15 years old or older		
V 0 .Not marked as a week absent without pay or not in universe based on response to SC1058		
1 .Marked as a week absent without pay		



PERSON

DATA	SIZE	BEGIN
D SC1074 7th week	1	2733
U Persons 15 years old or older		
V 0 .Not marked as a week absent without pay or not in universe based on response to SC1058		
1 .Marked as a week absent without pay		
D SC1076 8th week	1	2734
U Persons 15 years old or older		
V 0 .Not marked as a week absent without pay or not in universe based on response to SC1058		
1 .Marked as a week absent without pay		
D SC1078 9th week	1	2735
U Persons 15 years old or older		
V 0 .Not marked as a week absent without pay or not in universe based on response to SC1058		
1 .Marked as a week absent without pay		
D SC1080 10th week	1	2736
U Persons 15 years old or older		
V 0 .Not marked as a week absent without pay or not in universe based on response to SC1058		
1 .Marked as a week absent without pay		
D SC1082 11th week	1	2737
U Persons 15 years old or older		
V 0 .Not marked as a week absent without pay or not in universe based on response to SC1058		
1 .Marked as a week absent without pay		
D SC1084 12th week	1	2738
U Persons 15 years old or older		
V 0 .Not marked as a week absent without pay or not in universe based on response to SC1058		
1 .Marked as a week absent without pay		



PERSON

DATA	SIZE	BEGIN
D SC1086 13th week	1	2737
U Persons 15 years old or older		
V 0 .Not marked as a week absent without pay or not in universe based on response to SC1058		
1 .Marked as a week absent without pay		
D SC1088 14th week	1	2740
U Persons 15 years old or older		
V 0 .Not marked as a week absent without pay or not in universe based on response to SC1058		
1 .Marked as a week absent without pay		
D SC1090 15th week	1	2741
U Persons 15 years old or older		
V 0 .Not marked as a week absent without pay or not in universe based on response to SC1058		
1 .Marked as a week absent without pay		
D SC1092 16th week	1	2742
U Persons 15 years old or older		
V 0 .Not marked as a week absent without pay or not in universe based on response to SC1058		
1 .Marked as a week absent without pay		
D SC1094 17th week	1	2743
U Persons 15 years old or older		
V 0 .Not marked as a week absent without pay or not in universe based on response to SC1058		
1 .Marked as a week absent without pay		
D SC1096 18th week	1	2744
U Persons 15 years old or older		
V 0 .Not marked as a week absent without pay or not in universe based on response to SC1058		
1 .Marked as a week absent without pay		



PERSON

DATA	SIZE	BEGIN
D SC1098	1	2745
What was the main reason ... was absent from ...'s job or business during those weeks		
U Persons 15 years old or older		
V 0 .Not in universe		
1 .On layoff - skip to SC1230		
2 .Own illness - skip to SC1230		
3 .On vacation - skip to SC1230		
4 .Bad weather - skip to SC1230		
5 .Labor dispute - skip to SC1230		
6 .New job to begin within 30 days - skip to SC1230		
7 .Other - skip to SC1230		
*		*
* The next 16 fields (SC1100 through SC1134) are possible answers to the question:		
*		*
* In which weeks did ... have a job or business		
*		*
D SC1100	1	2746
1st week		
U Persons 15 years old or older		
V 0 .Not marked as a week having a job or business or not in universe based on response to SC1056		
1 .Marked as a week having a job or business		
D SC1102	1	2747
2nd week		
U Persons 15 years old or older		
V 0 .Not marked as a week having a job or business or not in universe based on response to SC1056		
1 .Marked as a week having a job or business		
D SC1104	1	2748
3rd week		
U Persons 15 years old or older		
V 0 .Not marked as a week having a job or business or not in universe based on response to SC1056		

218

PERSON

DATA	SIZE	BEGIN
1 .Marked as a week having a job or business		
D SC1106	1	2749
4th week		
U Persons 15 years old or older		
V D .Not marked as a week having a job or business or not in universe based on response to SC1056		
1 .Marked as a week having a job or business		
D SC1108	1	2750
5th week		
U Persons 15 years old or older		
V D .Not marked as a week having a job or business or not in universe based on response to SC1056		
1 .Marked as a week having a job or business		
D SC1110	1	2751
6th week		
U Persons 15 years old or older		
V D .Not marked as a week having a job or business or not in universe Based on response to SC1056		
1 .Marked as a week having a job or business		
D SC1112	1	2752
7th week		
U Persons 15 years old or older		
V D .Not marked as a week having a job or business or not in universe based on response to SC1056		
1 .Marked as a week having a job or business		
D SC1114	1	2753
8th week		
U Persons 15 years old or older		
V D .Not marked as a week having a job or business or not in universe based on response to SC1056		
1 .Marked as a week having a job or business		



DATA	SIZE	BEGIN
D SC1116	1	2754
9th week		
U Persons 15 years old or older		
V 0 .Not marked as a week having a job or business or not in universe based on response to SC1056		
1 .Marked as a week having a job or business		
D SC1118	1	2755
10th week		
U Persons 15 years old or older		
V 0 .Not marked as a week having a job or business or not in universe based on response to SC1056		
1 .Marked as a week having a job or business		
D SC1120	1	2756
11th week		
U Persons 15 years old or older		
V 0 .Not marked as a week having a job or business or not in universe based on response to SC1056		
1 .Marked as a week having a job or business		
D SC1122	1	2757
12th week		
U Persons 15 years old or older		
V 0 .Not marked as a week having a job or business or not in universe based on response to SC1056		
1 .Marked as a week having a job or business		
D SC1124	1	2758
13th week		
U Persons 15 years old or older		
V 0 .Not marked as a week having a job or business or not in universe based on response to SC1056		
1 .Marked as a week having a job or business		
D SC1126	1	2759
14th week		

220

PERSON

DATA	SIZE	BEGIN
U Persons 15 years old or older		
V 0 .Not marked as a week having a job or business or not in universe based on response to SC1056		
1 .Marked as a week having a job or business		
D SC1128	1	2760
15th week		
U Persons 15 years old or older		
V 0 .Not marked as a week having a job or business or not in universe based on response to SC1056		
1 .Marked as a week having a job or business		
D SC1130	1	2761
16th week		
U Persons 15 years old or older		
V 0 .Not marked as a week having a job or business or not in universe based on response to SC1056		
1 .Marked as a week having a job or business		
D SC1132	1	2762
17th week		
U Persons 15 years old or older		
V 0 .Not marked as a week having a job or business or not in universe based on response to SC1056		
1 .Marked as a week having a job or business		
D SC1134	1	2763
18th week		
U Persons 15 years old or older		
V 0 .Not marked as a week having a job or business or not in universe based on response to SC1056		
1 .Marked as a week having a job or business		
D SC1136	1	2764
Of those weeks that ... had a job or business; was ... absent from work for any full weeks without		

Vertical line on the left side of the page.

DATA	SIZE	BEGIN
------	------	-------

pay

U Persons 15 years old or older

V 0 .Not in universe

1 .Yes

2 .No - skip to SC1176

* *
 * The next 18 fields (SC1138 through *
 * SC1172) are possible answers to the *
 * question: *
 * *
 * In which weeks was ... absent *
 * without pay *
 * *

D SC1138 1 2765

1st week

U Persons 15 years old or older

V 0 .Not marked as a week absent without
 pay or not in universe based on
 response to SC1136

1 .Marked as a week absent without pay

D SC1140 1 2766

2nd week

U Persons 15 years old or older

V 0 .Not marked as a week absent without
 pay or not in universe based on
 response to SC1136

1 .Marked as a week absent without pay

D SC1142 1 2767

3rd week

U Persons 15 years old or older

V 0 .Not marked as a week absent without
 pay or not in universe based on
 response to SC1136

1 .Marked as a week absent without pay

D SC1144 1 2768

4th week

U Persons 15 years old or older

V 0 .Not marked as a week absent without
 pay or not in universe based on
 response to SC1136

1 .Marked as a week absent without pay

D SC1146 1 2769

5th week



222

PERSON

DATA	SIZE	BEGIN
U Persons 15 years old or older		
V 0 .Not marked as a week absent without pay or not in universe based on response to SC1136		
1 .Marked as a week absent without pay		
D SC1148	1	2770
6th week		
U Persons 15 years old or older		
V 0 .Not marked as a week absent without pay or not in universe based on response to SC1136		
1 .Marked as a week absent without pay		
D SC1150	1	2771
7th week		
U Persons 15 years old or older		
V 0 .Not marked as a week absent without pay or not in universe based on response to SC1136		
1 .Marked as a week absent without pay		
D SC1152	1	2772
8th week		
U Persons 15 years old or older		
V 0 .Not marked as a week absent without pay or not in universe based on response to SC1136		
1 .Marked as a week absent without pay		
D SC1154	1	2773
9th week		
U Persons 15 years old or older		
V 0 .Not marked as a week absent without pay or not in universe based on response to SC1136		
1 .Marked as a week absent without pay		
D SC1156	1	2774
10th week		
U Persons 15 years old or older		
V 0 .Not marked as a week absent without pay or not in universe based on response to SC1136		
1 .Marked as a week absent without pay		
D SC1158	1	2775
11th week		

DATA	SIZE	BEGIN
U Persons 15 years old or older		
V 0 .Not marked as a week absent without pay or not in universe based on response to SC1136		
1 .Marked as a week absent without pay		
D SC1160	1	2776
12th week		
U Persons 15 years old or older		
V 0 .Not marked as a week absent without pay or not in universe based on response to SC1136		
1 .Marked as a week absent without pay		
D SC1162	1	2777
13th week		
U Persons 15 years old or older		
V 0 .Not marked as a week absent without pay or not in universe based on response to SC1136		
1 .Marked as a week absent without pay		
D SC1164	1	2778
14th week		
U Persons 15 years old or older		
V 0 .Not marked as a week absent without pay or not in universe based on response to SC1136		
1 .Marked as a week absent without pay		
D SC1166	1	2779
15th week		
U Persons 15 years old or older		
V 0 .Not marked as a week absent without pay or not in universe based on response to SC1136		
1 .Marked as a week absent without pay		
D SC1168	1	2780
16th week		
U Persons 15 years old or older		
V 0 .Not marked as a week absent without pay or not in universe based on response to SC1136		
1 .Marked as a week absent without pay		
D SC1170	1	2781
17th week		

1

PERSON

DATA	SIZE	BEGIN
U Persons 15 years old or older		
V 0 .Not marked as a week absent without pay or not in universe based on response to SC1136		
1 .Marked as a week absent without pay		
D SC1172	1	2782
18th week		
U Persons 15 years old or older		
V 0 .Not marked as a week absent without pay or not in universe based on response to SC1136		
1 .Marked as a week absent without pay		
D SC1174	1	2783
What was the main reason ... was absent from ...'s job or business during those weeks		
U Persons 15 years old or older		
V 0 .Not in universe		
1 .On layoff		
2 .Own illness		
3 .On vacation		
4 .Bad weather		
5 .Labor dispute		
6 .New job to begin within 30 days		
7 .Other		
D SC1176	1	2784
Did ... spend any time looking for work or on layoff		
U Persons 15 years old or older		
V 0 .Not in universe		
1 .Yes		
2 .No - skip to SC1222		
* *		*
* The next 19 fields (SC1178 through		*
* SC1214) are possible answers to the		*
* question'		*
* *		*
* In which of these weeks was ...		*
* looking for work or on layoff from		*
* a job		*
* *		*
D SC1178	1	2785
All weeks without a job in reference		

PERSON

DATA	SIZE	BEGIN
period		
U Persons 15 years old or older		
V 0 .Not marked as looking for work or on layoff from a job for all weeks without a job in reference period or not in universe based on response to SC1176		
1 .Marked as looking for work or on layoff from a job for all weeks without a job in reference period		
D SC1180	1	2786
1st week		
U Persons 15 years old or older		
V 0 .Not marked as a week looking for work or on layoff from a job or not in universe based on response to SC1176		
1 .Marked as a week looking for work or on layoff from a job		
D SC1182	1	2787
2nd week		
U Persons 15 years old or older		
V 0 .Not marked as a week looking for work or on layoff from a job or not in universe based on response to SC1176		
1 .Marked as a week looking for work or on layoff from a job		
D SC1184	1	2788
3rd week		
U Persons 15 years old or older		
V 0 .Not marked as a week looking for work or on layoff from a job or not in universe based on response to SC1176		
1 .Marked as a week looking for work or on layoff from a job		
D SC1186	1	2789
4th week		
U Persons 15 years old or older		
V 0 .Not marked as a week looking for work or on layoff from a job or not in universe based on response to SC1176		
1 .Marked as a week looking for work or on layoff from a job		
D SC1188	1	2790
5th week		



PERSON

DATA	SIZE	BEGIN
U Persons 15 years old or older		
V D .Not marked as a week looking for work or on layoff from a job or not in universe based on response to SC1176		
1 .Marked as a week looking for work or on layoff from a job		
D SC1190	1	2791
6th week		
U Persons 15 years old or older		
V D .Not marked as a week looking for work or on layoff from a job or not in universe based on response to SC1176		
1 .Marked as a week looking for work or on layoff from a job		
D SC1192	1	2792
7th week		
U Persons 15 years old or older		
V D .Not marked as a week looking for work or on layoff from a job or not in universe based on response to SC1176		
1 .Marked as a week looking for work or on layoff from a job		
D SC1194	1	2793
8th week		
U Persons 15 years old or older		
V D .Not marked as a week looking for work or on layoff from a job or not in universe based on response to SC1176		
1 .Marked as a week looking for work or on layoff from a job		
D SC1196	1	2794
9th week		
U Persons 15 years old or older		
V D .Not marked as a week looking for work or on layoff from a job or not in universe based on response to SC1176		
1 .Marked as a week looking for work or on layoff from a job		
D SC1198	1	2795
10th week		
U Persons 15 years old or older		
V D .Not marked as a week looking for work		

PERSON

DATA	SIZE	BEGIN
------	------	-------

or on layoff from a job or not in
universe based on response to SC1176
1 .Marked as a week looking for work or
on layoff from a job

D SC1200	1	2796
----------	---	------

11th week

U Persons 15 years old or older

V D .Not marked as a week looking for work
or on layoff from a job or not in
universe based on response to SC1176

1 .Marked as a week looking for work or
on layoff from a job

D SC1202	1	2797
----------	---	------

12th week

U Persons 15 years old or older

V D .Not marked as a week looking for work
or on layoff from a job or not in
universe based on response to SC1176

1 .Marked as a week looking for work or
on layoff from a job

D SC1204	1	2798
----------	---	------

13th week

U Persons 15 years old or older

V D .Not marked as a week looking for work
or on layoff from a job or not in
universe based on response to SC1176

1 .Marked as a week looking for work or
on layoff from a job

D SC1206	1	2799
----------	---	------

14th week

U Persons 15 years old or older

V D .Not marked as a week looking for work
or on layoff from a job or not in
universe based on response to SC1176

1 .Marked as a week looking for work or
on layoff from a job

D SC1208	1	2800
----------	---	------

15th week

U Persons 15 years old or older

V D .Not marked as a week looking for work
or on layoff from a job or not in
universe based on response to SC1176



PERSON

DATA	SIZE	BEGIN
1		
.Marked as a week looking for work or on layoff from a job		
D SC1210	1	2801
16th week		
U Persons 15 years old or older		
V 0		
.Not marked as a week looking for work or on layoff from a job or not in universe based on response to SC1176		
1		
.Marked as a week looking for work or on layoff from a job		
D SC1212	1	2802
17th week		
U Persons 15 years old or older		
V 0		
.Not marked as a week looking for work or on layoff from a job or not in universe based on response to SC1176		
1		
.Marked as a week looking for work or on layoff from a job		
D SC1214	1	2803
18th week		
U Persons 15 years old or older		
V 0		
.Not marked as a week looking for work or on layoff from a job or not in universe based on response to SC1176		
1		
.Marked as a week looking for work or on layoff from a job		
D SC1216	1	2804
Could ... have taken a job during those weeks if one had been offered		
U Persons 15 years old or older		
V 0		
.Not in universe		
1		
.Yes - skip to SC1220		
2		
.No		
D SC1218	1	2805
What was the main reason ... could not take a job during those weeks		
U Persons 15 years old or older		
V 0		
.Not in universe		
1		
.Already has a job		
2		
.Temporary illness		
3		
.School		
4		
.Other		

PERSON

DATA	SIZE	BEGIN
D SC1220	1	2806
Check item R2		
Is each week of the 4-month period marked as "with a job or business" or "looking for work or on layoff"		
U Persons 15 years old or older		
V 0 .Not in universe		
1 .Yes - skip to SC1230		
2 .No - skip to SC1224		
D SC1222	1	2807
Did ... want a job in those weeks when ... did not have one		
U Persons 15 years old or older		
V 0 .Not in universe		
1 .Yes - skip to SC1226		
2 .No - skip to SC1230		
D SC1224	1	2808
There were weeks in this period when ... did not have a job and was not looking for a job . Did ... want a job in those weeks		
U Persons 15 years old or older		
V 0 .Not in universe		
1 .Yes		
2 .No - skip to SC1230		
D SC1226	1	2809
Could ... have taken a job during those weeks if one had been offered		
U Persons 15 years old or older		
V 0 .Not in universe		
1 .Yes		
2 .No - skip to SC1230		
D SC1228	2	2810
During the weeks that ... wanted a job but was not looking for one, what was the main reason ... was not looking		
U Persons 15 years old or older		
V 0 .Not in universe		
1 .Believes no work available in line of work or area		
2 .Couldn't find any work		
3 .Lacks necessary schooling		



PERSON

DATA	SIZE	BEGIN
4		
training, skills, or experience		
.Employers think too young or too old		
5		
.Other personal handicap in finding job		
6		
.Can't arrange child care		
7		
.Family responsibilities		
8		
.In school or other training		
9		
.Ill health, physical disability		
10		
.Other		
D SC1230	2	2812
In the weeks that ... worked during the 4-month period, how many hours did ... usually work per week		
Range = -9,99		
U Persons 15 years old or older		
V -9.Not in universe		
0.None - skip to SC1239		
D SC1232	1	2814
Check item R3		
Did ... usually work 35 or more hours per week		
U Persons 15 years old or older		
V 0 .Not in universe		
1 .Yes		
2 .No - skip to SC1236		
D SC1234	1	2815
Did ... work less than 35 hours in any of the weeks that ... worked during this period		
U Persons 15 years old or older		
V 0 .Not in universe		
1 .Yes		
2 .No - skip to SC1239		
D SC1236	2	2816
In how many weeks did ... work less than 35 hours during this 4-month period. Range = -5,18		
U Persons 15 years old or older		
V 0 .Not in universe		
-5.All weeks in reference period		
D SC1238	1	2818
What was the main reason ... worked		

DATA SIZE BEGIN

less than 35 hours in those weeks

U Persons 15 years old or older

V 0 .Not in universe

1 .Could not find a full-time job

2 .Wanted to work part-time

3 .Health condition or disability

4 .Normal working hours are less than 35 hours

5 .Slack work or material shortage

6 .Other

D SC1239 1 2819

Check item R4

The response to SC1058 is ...

U Persons 15 years old or older

V 0 .Not in universe

1 .Yes (or blank)

2 .No - skip to SC1244

D SC1240 1 2820

During this 4-month period, did ...

receive any state unemployment

compensation payments

U Persons 15 years old or older

V 0 .Not in universe

1 .Yes

2 .No - skip to SC1244

D SC1242 1 2821

During this period, did ... also

receive any supplemental

unemployment benefits (sub)

U Persons 15 years old or older

V 0 .Not in universe

1 .Yes

2 .No

D SC1244 1 2822

Check item R5

Is "worked" marked on the IRS list

U Persons 15 years old or older

V 0 .Not in universe

1 .Yes

2 .No skip to SC1248

D SC1246 1 2823

During this 4-month period did ...

PERSON

DATA	SIZE	BEGIN
<p>receive any worker's compensation for any kind of job-related illness or injury</p>		
U	Persons 15 years old or older	
V	0 .Not in universe	
	1 .Yes	
	2 .No	
D	SC1248	1 2824
	Check item R6	
	Was an interview obtained for ... last reference period	
U	Persons 15 years old or older	
V	0 .Not in universe	
	1 .Yes	
	2 .No - skip to SC1330	
D	SC1250	1 2825
	Check item R7	
	Are any income types listed in the income roster	
U	Persons 15 years old or older	
V	0 .Not in universe	
	1 .Yes	
	2 .No - skip to SC1284	
D	SC1251	1 2826
	The last time we obtained information, ... had received ... incomes during (8 months ago) through (5 months ago). Was this information recorded correctly	
U	Persons 15 years old or older	
V	0 .Not in universe	
	1 .Yes	
	2 .No	
D	SC1252	2 2827
	Income code. Code from Income Source List. See appendix A-1	
U	Persons 15 years old or older	
V	0 .Not in universe	
D	SC1254	1 2829
	In this reference period, did... get income from ... (code indicated in SC1252)	

DATA	SIZE	BEGIN
U Persons 15 years old or older		
V 0		.Not in universe
1		.Yes
2		.No
D SC1255	1	2830
		In the previous reference period, did ... get income from ... (code indicated in SC1252)
U Persons 15 years old or older		
V 0		.Not in universe
1		.Should not have been listed
2		.Was not listed; should have been
D SC1256	2	2831
		Income code. Code from Income Source List. See appendix A-1
U Persons 15 years old or older		
V 0		.Not in universe
D SC1258	1	2833
		In this reference period, did... get income from ... (code indicated in SC1256)
U Persons 15 years old or older		
V 0		.Not in universe
1		.Yes
2		.No
D SC1259	1	2834
		In the previous reference period, did ... get income from ... (code indicated in SC1256)
U Persons 15 years old or older		
V 0		.Not in universe
1		.Should not have been listed
2		.Was not listed; should have been
D SC1260	2	2835
		Income code. Code from Income Source List. See appendix A-1.
U Persons 15 years old or older		
V 0		.Not in universe
D SC1262	1	2837
		In this reference period, did ... get income from ... (code indicated

PERSON

DATA	SIZE	BEGIN
in SC1260)		
U Persons 15 years old or older		
V 0 .Not in universe		
1 .Yes		
2 .No		
D SC1263	1	2838
In the previous reference period, did ... get income from ... (code indicated in SC1260)		
U Persons 15 years old or older		
V 0 .Not in universe		
1 .Should not have been listed		
2 .Was not listed; should have been		
D SC1264	2	2839
Income code. Code from Income Source List. See appendix A-1		
U Persons 15 years old or older		
V 0 .Not in universe		
D SC1266	1	2841
In this reference period, did ... get income from ... (code indicated in SC1264)		
U Persons 15 years old or older		
V 0 .Not in universe		
1 .Yes		
2 .No		
D SC1267	1	2842
In the previous reference period, did ... get income from ... (code indicated in SC1264)		
U Persons 15 years old or older		
V 0 .Not in universe		
1 .Should not have been listed		
2 .Was not listed; should have been		
D SC1268	2	2843
Income code. Code from Income Source List. See appendix A-1		
U Persons 15 years old or older		
V 0 .Not in universe		
D SC1270	1	2845
In this reference period, did ...		

DATA	SIZE	BEGIN
get income from ... (code indicated in SC1268)		
U Persons 15 years old or older		
V 0 .Not in universe		
1 .Yes		
2 .No		
D SC1271	1	2846
In the previous reference period, did ... get income from ... (code indicated in SC1268)		
U Persons 15 years old or older		
V 0 .Not in universe		
1 .Should not have been listed		
2 .Was not listed; should have been		
D SC1272	2	2847
Income code. Code from Income Source List. See appendix A-1		
U Persons 15 years old or older		
V 0 .Not in universe		
D SC1274	1	2849
In this reference period, did ... get income from ... (code indicated in SC1272)		
U Persons 15 years old or older		
V 0 .Not in universe		
1 .Yes		
2 .No		
D SC1275	1	2850
In the previous reference period, did ... get income from ... (code indicated in SC1272)		
U Persons 15 years old or older		
V 0 .Not in universe		
1 .Should not have been listed		
2 .Was not listed; should have been		
D SC1276	2	2851
Income code. Code from Income Source List. See appendix A-1		
U Persons 15 years old or older		
V 0 .Not in universe		
D SC1278	1	2853
In this reference period, did ...		



PERSON

DATA	SIZE	BEGIN
get income from ... (code indicated in SC1276)		
U Persons 15 years old or older		
V 0 .Not in universe		
1 .Yes		
2 .No		
D SC1279	1	2854
In the previous reference period, did ... get income from ... (code indicated in SC1276)		
U Persons 15 years old or older		
V 0 .Not in universe		
1 .Should not have been listed		
2 .Was not listed; should have been		
D SC1280	2	2855
Income code. Code from Income Source List. See appendix A-1		
U Persons 15 years old or older		
V 0 .Not in universe		
D SC1282	1	2857
In this reference period, did ... get income from ... (code indicated in SC1280)		
U Persons 15 years old or older		
V 0 .Not in universe		
1 .Yes		
2 .No		
D SC1283	1	2858
In the previous reference period, did ... get income from ... (code indicated in SC1280)		
U Persons 15 years old or older		
V 0 .Not in universe		
1 .Should not have been listed		
2 .Was not listed; should have been		
D SC1284	1	2859
Did ... get any income from the Federal government		
U Persons 15 years old or older		
V 0 .Not in universe		
1 .Yes		
2 .No - skip to SC1296		

Vertical line on the left side of the page.

PERSON

DATA	SIZE	BEGIN
* * The next 3 fields (SC1286 through * SC1290) are possible answers to * the questions: * * The income that ... received from * the Federal government was called * ...; anything else (SC1292) *		
D SC1286	1	2860
Social Security		
U Persons 15 years old or older		
V 0 .Not marked as a kind of income or not in universe based on response to SC1284		
1 .Marked as kind of income		
D SC1288	1	2861
Federal Supplemental Security Income (SSI)		
U Persons 15 years old or older		
V 0 .Not marked as a kind of income or not in universe based on response to SC1284		
1 .Marked as kind of income		
D SC1290	1	2862
A serviceman's or widow's pension from the Veteran's Administration (VA)		
U Persons 15 years old or older		
V 0 .Not marked as a kind of income or not in universe based on response to SC1284		
1 .Marked as kind of income		
D SC1292	1	2863
Anything else		
U Persons 15 years old or older		
V 0 .Not marked as a kind of income or not in universe based on response to SC1284		
1 .Marked as kind of income		
D SC1294	2	2864
The income that ... received from		

PERSON

DATA	SIZE	BEGIN
------	------	-------

the Federal government was called
 Code from Income Source List.
 See appendix A-1

U Persons 15 years old or older

V 0 .Not in universe

D SC1296 1 2866

Did ... receive any (other) pension,
 disability, retirement, or survivor
 income

U Persons 15 years old or older

V 0 .Not in universe

1 .Yes

2 .No - skip to SC1324

* *
 * The next 10 fields (SC1298 through *
 * SC1320) are possible answers to *
 * the questions: *
 * *
 * What was the source of this ... *
 * income; anything else (SC1322) *
 * *

D SC1298 1 2867

U.S. government railroad retirement

U Persons 15 years old or older

V 0 .Not marked as a source of income

or not in universe based on
 response to SC1296

1 .Marked as a source of income

D SC1302 1 2868

Worker's compensation

U Persons 15 years old or older

V 0 .Not marked as a source of income

or not in universe based on
 response to SC1296

1 .Marked as a source of income

D SC1304 1 2869

Payments from a sickness, accident
 or disability insurance policy
 purchased on your own

U Persons 15 years old or older

V 0 .Not marked as a source of income

or not in universe based on
 response to SC1296

1 .Marked as a source of income



PERSON

DATA	SIZE	BEGIN
D SC1306	1	2870
Pension from company or union		
U Persons 15 years old or older		
V 0 .Not marked as a source of income		
or not in universe based on		
response to SC1296		
1 .Marked as a source of income		
D SC1308	1	2871
Federal civil service or other		
Federal civilian employee pension		
U Persons 15 years old or older		
V 0 .Not marked as a source of income		
or not in universe based on		
response to SC1296		
1 .Marked as a source of income		
D SC1310	1	2872
U.S. military retirement pay		
(exclude payments from the Veteran's		
Administration)		
U Persons 15 years old or older		
V 0 .Not marked as a source of income		
or not in universe based on		
response to SC1296		
1 .Marked as a source of income		
D SC1314	1	2873
State government pension		
U Persons 15 years old or older		
V 0 .Not marked as a source of income		
or not in universe based on		
response to SC1296		
1 .Marked as a source of income		
D SC1316	1	2874
Local government pension		
U Persons 15 years old or older		
V 0 .Not marked as a source of income		
or not in universe based on		
response to SC1296		
1 .Marked as a source of income		
D SC1318	1	2875
Income from paid-up life insurance		
policies or annuities		
U Persons 15 years old or older		

1

PERSON

DATA	SIZE	BEGIN
V 0 .Not marked as a source of income or not in universe based on response to SC1296		
1 .Marked as a source of income		
D SC1320	1	2876
Other or don't know		
U Persons 15 years old or older		
V 0 .Not marked as a source of income or not in universe based on response to SC1296		
1 .Marked as a source of income		
D SC1322	2	2877
What was the source of this ... income; anything else. Code from Income Source List. See appendix A-1.		
U Persons 15 years old or older		
V 0 .Not in universe		
D SC1324	1	2879
Check item R8		
Is "Medicare" marked for ... on control card item 47		
U Persons 15 years old or older		
V 0 .Not in universe		
1 .Yes - skip to SC1474		
2 .No		
D SC1326	1	2880
Check item R9		
Is "disabled" marked for ... on control card item 47		
U Persons 15 years old or older		
V 0 .Not in universe		
1 .Yes - skip to SC1462		
2 .No		
D SC1328	1	2881
Check item R10		
Is ... 65 years of age or over		
U Persons 15 years old or older		
V 0 .Not in universe		
1 .Yes - skip to SC1462		
2 .No - skip to SC1474		

DATA	SIZE	BEGIN
D SC1330	1	2882
Check Item R11		
Is ... a veteran of the U.S. Armed Forces		
U Persons 15 years old or older		
V 0 .Not in universe		
1 .Yes		
2 .No - skip to SC1340		
D SC1332	2	2893
How long did ... serve on active duty in the Armed Forces		
U Veterans of the U.S. Armed Forces		
V 0 .Not in universe		
1 .Less than 6 months		
2 .6 to 23 months		
3 .2 to 19 years		
4 .20 or more years		
-1 .Ok		
D SC1334	2	2885
Does ... have a service connected disability		
U Veterans of the U.S. Armed Forces		
V 0 .Not in universe		
1 .Yes		
2 .No - skip to SC1338		
-1 .OK - skip to SC1338		
D SC1336	1	2887
What is ...'s VA percent disability rating		
U Veterans of the U.S. Armed Forces		
V 0 .Not in universe		
1 .1-10 percent		
2 .11-29 percent		
3 .30-49 percent		
4 .50 percent		
5 .51-89 percent		
6 .90-99 percent		
7 .100 percent		
D SC1338	1	2888
During this 4-month period did ... receive pension or compensation payments from the veterans administration		

242

PERSON

DATA	SIZE	BEGIN
U Veterans of the U.S. Armed Forces		
V 0 .Not in universe		
1 .Yes		
2 .No		
D SC1340	1	2889
Check item R12		
Is ... 18 years of age or over		
U Persons 15 years old or older		
V 0 .Not in universe		
1 .Yes		
2 .No - skip to SC1386		
D SC1342	1	2890
During this 4-month period did ...		
receive any Social Security payments		
U Persons 18 years old or older		
V 0 .Not in universe		
1 .Yes		
2 .No - skip to SC1350		
D SC1344	1	2891
Check item R13		
Is ... 65 years of age or over		
U Persons 18 years old or older		
V 0 .Not in universe		
1 .Yes - skip to SC1354		
2 .No		
D SC1346	2	2892
What is the reason ... is getting		
Social Security - is it because ... is		
U Persons 18-64 years old		
V 0 .Not in universe		
1 .Retired		
2 .Disabled		
3 .Widow(ed) or surviving child		
4 .Spouse or dependent child		
5 .Some other reason - skip to SC1354		
-1 .Ok - skip to SC1354		
D SC1348	2	2894
Is there another reason ...		
receives Social Security		
U Persons 18-64 years old		
V 0 .Not in universe		
1 .Retired - skip to SC1354		



DATA	SIZE	BEGIN
2 .Disabled - skip to SC1354		
3 .Widow(ed) or surviving child - skip to SC1354		
4 .Spouse or dependent child - skip to SC1354		
5 .No other reason - skip to SC1354		
-1 .Dk - skip to SC1354		
D SC1350	1	2896
Check item R14		
Is ... the designated parent or guardian of children under 18 who live in this household		
U Persons 18-64 years old		
V 0 .Not in universe		
1 .Yes		
2 .No - skip to SC1354		
D SC1352	1	2897
During the 4-month period did ... receive any Social Security payments, especially for ...'s children (under 18)		
U Persons 18-64 years old		
V 0 .Not in universe		
1 .Yes		
2 .No		
D SC1354	1	2898
During this 4-month period did ... receive any supplemental security income (SSI) payments from the U.S. government		
U Persons 18 years old or older		
V 0 .Not in universe		
1 .Yes		
2 .No - skip to SC1358		
D SC1358	1	2899
Check item R15		
is ... 40 years of age or over		
U Persons 18 years old or older		
V 0 .Not in universe		
1 .Yes		
2 .No - skip to SC1386		
D SC1360	1	2900
Has ... ever retired from a job or		

PERSON

DATA	SIZE	BEGIN
business		
U Persons 40 years old or older		
V 0 .Not in universe		
1 .Yes		
2 .No - skip to SC1384		
D SC1362	1	2901
During the 4-month period did ...		
receive any retirement income other		
than Social Security		
U Persons 40 years old or older		
V 0 .Not in universe		
1 .Yes		
2 .No - skip to SC1362		
*		*
* The next 7 fields (SC1364 through		
* SC1378) are possible answers to the		
* questions:		
*		*
* What kind of retirement income;		
* anything else		
*		*
D SC1364	1	2902
U.S. government railroad retirement		
U Persons 40 years old or older receiving		
retirement income		
V 0 .Not marked as a kind of retirement		
income or not in universe based on		
response to SC1362		
1 .Marked as a kind of retirement income		
D SC1366	1	2903
Pension from company or union		
U Persons 40 years old or older receiving		
retirement income		
V 0 .Not marked as a kind of retirement		
income or not in universe based on		
response to SC1362		
1 .Marked as a kind of retirement income		
D SC1368	1	2904
Federal civil service or other		
Federal civilian employee pension		
U Persons 40 years old or older receiving		
retirement income		
V 0 .Not marked as a kind of retirement		



DATA	SIZE	BEGIN
income or not in universe based on response to SC1362		
1		.Marked as a kind of retirement income
D SC1370	1	2905
U.S. military retirement pay (exclude payments from the Veterans Administration)		
U		Persons 40 years old or older receiving retirement income
V 0		.Not marked as a kind of retirement income or not in universe based on response to SC1362
1		.Marked as a kind of retirement income
D SC1374	1	2906
State government pension		
U		Persons 40 years old or older receiving retirement income
V 0		.Not marked as a kind of retirement income or not in universe based on response to SC1362
1		.Marked as a kind of retirement income
D SC1376	1	2907
Local government pension		
U		Persons 40 years old or older receiving retirement income
V 0		.Not marked as a kind of retirement income or not in universe based on response to SC1362
1		.Marked as a kind of retirement income
D SC1378	1	2908
Other or DK		
U		Persons 40 years old or older receiving retirement income
V 0		.Not marked as a kind of retirement income or not in universe based on response to SC1362
1		.Marked as a kind of retirement income
D SC1380	2	2909
What kind of retirement income: anything else		
Codes from Income Source List		
See appendix A-1		

PERSON

DATA	SIZE	BEGIN
U Persons 40 years old or older receiving retirement income		
V 0 .Not in universe based on response to SC1362		
D SC1382	1	2911
During this 4-month period did ... receive any regular income from a paid-up life insurance policy or any other annuities		
U Persons 40 years old or older receiving retirement income		
V 0 .Not in universe		
1 .Yes		
2 .No		
D SC1384	1	2912
Check item R16		
Is ... 70 years of age or over		
U Persons 40 years old or older receiving retirement income		
V 0 .Not in universe		
1 .Yes - skip to SC1414		
2 .No		
D SC1386	1	2913
Does ... have a physical, mental, or other health condition which limits the kind or amount of work ... can do		
U Persons 15-69 years old		
V 0 .Not in universe		
1 .Yes		
2 .No - skip to SC1414		
D SC1388	1	2914
During this 4-month period, did ... receive any income because of ...'s health condition or disability		
U Persons 15-69 years old		
V 0 .Not in universe		
1 .Yes		
2 .No - skip to SC1414		
*		*
* The next 9 fields (SC1390 through		*
* SC1402 and SC1406 through SC1410)		*
* are possible answers to the		*
* question:		*



DATA	SIZE	BEGIN
* * What kind of income (received * because of ...'s health condition * or disability) *		* * * *
D SC1390 U.S. government railroad retirement	1	2915
U Persons 15-69 years old with a health condition or disability		
V 0 .Not marked as a kind of income or not in universe based on response to SC1388		
1 .Marked as a kind of income		
D SC1394 Worker's compensation	1	2916
U Persons 15-69 years old with a health condition or disability		
V 0 .Not marked as a kind of income or not in universe based on response to SC1388		
1 .Marked as a kind of income		
D SC1396 Payments from a sickness, accident or disability insurance policy purchased on your own	1	2917
U Persons 15-69 years old with a health condition or disability		
V 0 .Not marked as a kind of income or not in universe based on response to SC1388		
1 .Marked as a kind of income		
D SC1398 Pension from company or union	1	2918
U Persons 15-69 years old with a health condition or disability		
V 0 .Not marked as a kind of income or Not in universe based on response to SC1388		
1 .Marked as a kind of income		
D SC1400 Federal civil service or other Federal civilian employee pension	1	2919

PERSON

DATA	SIZE	BEGIN
U Persons 15-69 years old with a health condition or disability		
V 0 .Not marked as a kind of income or not in universe based on response to SC1388		
1 .Marked as a kind of income		
D SC1402	1	2920
U.S. military retirement pay (exclude payments from the Veterans Administration)		
U Persons 15-69 years old with a health condition or disability		
V 0 .Not marked as a kind of income or not in universe based on response to SC1388		
1 .Marked as a kind of income		
D SC1406	1	2921
State government pension		
U Persons 15-69 years old with a health condition or disability		
V 0 .Not marked as a kind of income or not in universe based on response to SC1388		
1 .Marked as a kind of income		
D SC1408	1	2922
Local government pension		
U Persons 15-69 years old with a health condition or disability		
V 0 .Not marked as a kind of income or not in universe based on response to SC1388		
1 .Marked as a kind of income		
D SC1410	1	2923
Other or DK		
U Persons 15-69 years old with a health condition or disability		
V 0 .Not marked as a kind of income or not in universe based on response to SC1388		
1 .Marked as a kind of income		
D SC1412	2	2924
What kind of income		

1

PERSON

DATA	SIZE	BEGIN
Code from Income Source List See appendix A-1		
U Persons 15-69 years old with a health condition or disability		
V 0 .Not in universe based on response to SC1388		
D SC1414	1	2926
Check item R17 What is ...'s marital status		
U Persons 15 years old or older		
V 0 .Not in universe		
1 .Married - skip to SC1418		
2 .Widowed - skip to SC1426		
3 .Divorced		
4 .Separated		
5 .Never married - skip to SC1428		
D SC1416	1	2927
Did ... receive any alimony during the 4-month period		
U Persons 15 years old or older		
V 0 .Not in universe		
1 .Yes - skip to SC1420		
2 .No - skip to SC1420		
D SC1418	1	2928
Has ... ever been widowed or divorced		
U Persons 15 years old or older		
V 0 .Not in universe		
1 .Widowed - skip to SC1426		
2 .Divorced		
3 .Both widowed and divorced		
4 .No - skip to SC1458		
D SC1420	1	2929
Check item R18 Is ... the designated parent or guardian of children under 18 who live in this household		
U Persons 15 years old or older		
V 0 .Not in universe		
1 .Yes		
2 .No - skip to SC1424		
D SC1422	1	2930
Did ... receive any child support		

250

PERSON

DATA SIZE BEGIN

payments during this 4-month period
U Persons 15 years old or older
V 0 .Not in universe
1 .Yes
2 .No

D SC1424 1 2931
Check item R17
is "both widowed and divorced" box
marked in SC1418
U Persons 15 years old or older
V 0 .Not in universe
1 .Yes
2 .No - skip to SC1458

D SC1426 1 2932
During this 4-month period, did ...
receive any pensions or annuities
as a widow(er)
U Persons 15 years old or older
V 0 .Not in universe
1 .Yes
2 .No - skip to SC1458

* *
* The next 10 fields (SC1428 through *
* SC1450) are possible answers to the *
* questions: *
* * *
* What kind of income was this *
* pensions or annuities received as *
* a widow(er)); *
** *
* anything else *
* *

D SC1428 1 2933
U.S. government railroad retirement
U Widowed persons 15 years old or older
V 0 .Not marked as a kind of income or
not in universe based on response
to SC1426
1 .Marked as a kind of income

D SC1430 1 2934
Veterans compensation or pension
U Widowed persons 15 years old or older
V 0 .Not marked as a kind of income or



DATA	SIZE	BEGIN
not in universe based on response to SC1426		
1		.Marked as a kind of income
D SC1434	1	2935
Pension from company or union		
U		Widowed persons 15 years old or older
V 0		.Not marked as a kind of income or not in universe based on response to SC1426
1		.Marked as a kind of income
D SC1436	1	2936
Federal civil service or other Federal civilian employee pension		
U		Widowed persons 15 years old or older
V 0		.Not marked as a kind of income or not in universe based on response to SC1426
1		.Marked as a kind of income
D SC1438	1	2937
U.S. military retirement (Exclude payments from the Veterans Administration)		
U		Widowed persons 15 years old or older
V 0		.Not marked as a kind of income or not in universe based on response to SC1426
1		.Marked as a kind of income
D SC1442	1	2938
State government pension		
U		Widowed persons 15 years old or older
V 0		.Not marked as a kind of income or not in universe based on response to SC1426
1		.Marked as a kind of income
D SC1444	1	2939
Local government pension		
U		Widowed persons 15 years old or older
V 0		.Not marked as a kind of income or not in universe based on response to SC1426
1		.Marked as a kind of income

252

PERSON

DATA	SIZE	BEGIN
D SC1444	1	2940
Income from paid up life insurance policies or annuities		
U Widowed persons 15 years old or older		
V D .Not marked as a kind of income or not in universe based on response to SC1426		
1 .Marked as a kind of income		
D SC1448	1	2941
Payments from estate or trust		
U Widowed persons 15 years old or older		
V D .Not marked as a kind of income or not in universe based on response to SC1426		
1 .Marked as a kind of income		
D SC1450	1	2942
Other or DK (income received as widow)		
U Widowed persons 15 years old or older		
V D .Not marked as a kind of income or not in universe based on response to SC1426		
1 .Marked as a kind of income		
D SC1452	2	2943
Income source code for other pension or annuity received as a widow(er)		
Codes from Income Source List		
See appendix A-1		
U Widowed persons 15 years old or older		
V D .Not in universe based on response to SC1426		
D SC1454	1	2945
Check item R20		
Is "veterans compensation or pension" marked in SC1430		
U Widowed persons 15 years old or older		
V D .Not in universe		
1 .Yes		
2 .No - skip to SC1458		
D SC1456	1	2946
Did ...'s late husband die while in the service or from a service-related injury		



PERSON

DATA	SIZE	BEGIN
U Widowed persons 15 years old or older		
V 0 .Not in universe		
1 .Yes, in the service		
2 .Yes, from service-related injury		
3 .No		
D SC1458	1	2947
Check item R21		
Is ... 65 years of age or over		
U Persons 15 years old or older		
V 0 .Not in universe		
1 .Yes - skip to SC1462		
2 .No		
D SC1460	1	2948
Check item R22		
Is ... disabled		
U Persons 15-64 years old		
V 0 .Not in universe		
1 .Yes		
2 .No - skip to SC1474		
D SC1462	1	2949
Is ... covered by Medicare		
U Persons 65 years old or older and disabled persons 15-64 years old		
V 0 .Not in universe		
1 .Yes		
2 .No - skip to SC1474		
*		*
* The next field (SC1466) contains		*
* possible answers to the first part		*
* of the question:		*
*		*
* May I see ...'s Medicare card to		*
* record the claim number and type of		*
* coverage		*
*		*
D SC1466	2	2950
Last two digits of claim number from Medicare card. The Medicare number may have alphabetic values. This field is blank for those persons not covered by Medicare.		
U Persons 65 years old or older and disabled persons 15-64 years old		

1

Z54

PERSON

DATA	SIZE	BEGIN
* * The next field (SC1468) is the * answer to the second part of the * question: * * May I see ...'s Medicare card to * record the claim number and type of * coverage *		* * * * * * * *
D SC1468	1	2952
U Persons 65 years old or older and disabled persons 15-64 years old		
V 0 .Not in universe		
1 .Hospital only (type A) - skip to SC1474		
2 .Medical only (type B) - skip to SC1474		
3 .Both hospital and medical (type A and B) - skip to SC1474		
4 .Card not available		
D SC1470	1	2953
If I were to call later would you be able to provide ...'s medicare number		
U Persons 65 years old or older and disabled persons 15-64 years old		
V 0 .Not in universe		
1 .Yes		
2 .No		
D SC1472	1	2954
Does ...'s medicare help pay for doctor bills		
U Persons 65 years old or older and disabled persons 15-64 years old		
V 0 .Not in universe		
1 .Yes		
2 .No		
D SC1474	1	2955
Check item R23		
Is ... the designated parent or guardian of children under 18 who live in this household		
U Persons 15 years old or older		
V 0 .Not in universe		
1 .Yes - skip to SC1478		
2 .No		

DATA	SIZE	BEGIN
D SC1476	1	2956
Check item R24		
Is ... 18 years of age or over		
U Persons 15 years old or older		
V D .Not in universe		
1 .Yes		
2 .No - skip to SC1536		
D SC147B	1	2957
Check item R25		
Is ISS code Z7 (food stamps)		
listed in the income roster		
(SC 1252 through SC1283)		
U Persons 15 years old or older		
V D .Not in universe		
1 .Yes - skip to 1482		
2 .No		
D SC1480	1	2958
Was ... authorized to receive food		
stamps at any time during the 4 -		
month period		
U Persons 15 years old or older		
V D .Not in universe		
1 .Yes		
2 .No		
D SC1482	1	2959
Check item R26		
Interview status of ...'s spouse .		
U Persons 15 years old or older		
V D .Not in universe		
1 .No spouse in household		
2 .Interview for spouse not yet		
conducted		
3 .Interview for spouse already		
conducted - skip to SC1500		
D SC1484	1	2960
During the 4-month period, did ...		
receive any welfare such as AFDC,		
WIC, or general assistance (for ...		
or ...'s children)		
U Persons 15 years old or older		
V D .Not in universe		
1 .Yes		
2 .No - skip to SC1500		



PERSON

DATA	SIZE	BEGIN
* * The next 5 fields (SC1486 through * SC1496) are possible answers to the * questions: * * What kind of welfare did ... * receive anything else *		* * * * * * *
D SC1486 AFDC	1	2961
U Persons 15 years old or older and their dependents meeting eligibility requirements		
V 0 .Not marked as a kind of welfare or not in universe based on response to SC1484		
1 .Marked as a kind of welfare		
D SC1488 General assistance or general relief	1	2962
U Persons 15 years old or older and their dependents meeting eligibility requirements		
V 0 .Not marked as a kind of welfare or not in universe based on response to SC1484		
1 .Marked as a kind of welfare		
D SC1492 Foster child care	1	2963
U Persons 15 years old or older and their dependents meeting eligibility requirements		
V 0 .Not marked as a kind of welfare or not in universe based on response to SC1484		
1 .Marked as a kind of welfare		
D SC1494 WIC	1	2964
U Persons 15 years old or older and their dependents meeting eligibility requirements		
V 0 .Not marked as a kind of welfare or Not in universe based on response to SC1484		
1 .Marked as a kind of welfare		



PERSON

DATA	SIZE	BEGIN
D SC1496	1	2965
Other or DK		
U Persons 15 years old or older and their dependents meeting eligibility requirements		
V D .Not marked as a kind of welfare or not in universe based on response to SC1494		
1 .Marked as a kind of welfare		
D SC1498	2	2966
What kind of welfare did ... receive; anything else. See Appendix A-1 Income Source List		
U Persons 15 years old or older and their dependents meeting eligibility requirements		
V D .Not in universe		
D SC1500	1	2968
Check item RZ7		
Is "Medicaid" marked for ... on control card item 47		
U Persons 15 years old or older		
V D .Not in universe		
1 .Yes - skip to SC1504		
2 .No		
D SC1502	1	2969
During the 4-month period was ... covered by Medicaid or other public assistance program that pays for medical care		
U Persons 15 years old or older and their dependents meeting eligibility requirements		
V D .Not in universe		
1 .Yes - skip to SC1506		
2 .No - skip to SC1506		
D SC1504	1	2970
Was ... covered by Medicaid during any time during the 4-month period		
U Persons 15 years old or older and their dependents meeting eligibility requirements		
V D .Not in universe		



258

PERSON

DATA	SIZE	BEGIN
1 .Yes		
2 .No		
D SC1506	1	2971
Check item R28		
Is ... the designated parent or guardian of children under 18 who live in this household		
U	Persons 15 years old or older and their dependents meeting eligibility requirements	
V 0	.Not in universe	
1	.Yes	
2	.No - skip to SC1524	
D SC1508	1	2972
Were any of ...'s children under 18 covered by Medicaid		
U	Persons 15 years old or older and their dependents meeting eligibility requirements	
V 0	.Not in universe	
1	.Yes	
2	.No - skip to SC1524	
D SC1510	2	2973
How many of ...'s children were covered by Medicaid		
U	Persons 15 years old or older and their dependents meeting eligibility requirements	
V-5	All children (skip to SC1524)	
0	.Not applicable (SC1508 = 2)	
1	.1 child	
2	.2 children	
3	.3 children	
4	.4 children	
5	.5 or more children but not all	
*		*
*	The next 5 fields (SC1512 through	*
*	SC1520) are possible answers to the	*
*	question:	*
*		*
*	which children were covered	*
*		*
*	Note: No person numbers are listed	*
*	here if "all" children are indicated	*

PERSON

DATA	SIZE	BEGIN
* In SC1510		*
*		*
D SC1512	3	2975
Person no. = 101-199		
U Persons 15 years old or older with 1 or more but not all of their children covered by Medicaid		
V 0 .Not in universe		
D SC1514	3	2978
Person no. = 101-199		
U Persons 15 years old or older with 1 or more but not all of their children covered by Medicaid		
V 0 .Not in universe		
D SC1516	3	2981
Person no. = 101-199		
U Persons 15 years old or older with 1 or more but not all of their children covered by Medicaid		
V 0 .Not in universe		
D SC1518	3	2984
Person no. = 101-199		
U Persons 15 years old or older with 1 or more but not all of their children covered by Medicaid		
V 0 .Not in universe		
D SC1520	3	2987
Person no. = 101-199		
U Persons 15 years old or older with 1 or more but not all of their children covered by Medicaid		
V 0 .Not in universe		
D SC1524	1	2990
Check item R29		
Was ... or ...'s children covered by Medicaid		
U Persons 15 years old or older		
V 0 .Not in universe		
1 .Yes		
2 .No - skip to SC1536		



PERSON

DATA	SIZE	BEGIN	
D SC1526	1	2991	
			Was (.../(and)... 's children)
			covered during the entire 4-month
			period
U			Persons 15 years old or older and their
			dependents meeting eligibility
			requirements
V			0 .Not in universe
			1 .Yes - ship to SC1536
			2 .No
*			*
*			* The next 4 fields (SC1528 through
*			* SC1534) are possible answers to the
*			* question:
*			*
*			* In which months was .../(and)... 's
*			* children) covered
*			*
D SC1528	1	2992	
			Last month
U			Persons 15 years old or older and their
			dependents meeting eligibility
			requirements
V			0 .Not marked as a month covered or
			not in universe based on response
			to SC1526
			1 .Marked as a month covered
D SC1530	1	2993	
			2 months ago
U			Persons 15 years old or older and their
			dependents meeting eligibility
			requirements
V			0 .Not marked as a month covered or
			not in universe based on response
			to SC1526
			1 .Marked as a month covered
D SC1532	1	2994	
			3 months ago
U			Persons 15 years old or older and their
			dependents meeting eligibility
			requirements
V			0 .Not marked as a month covered or
			not in universe based on response
			to SC1526
			1 .Marked as a month covered

1

DATA	SIZE	BEGIN
D SC1534	1	2995
4 months ago		
U Persons 15 years old or older and their dependents meeting eligibility requirements		
V 0 .Not marked as a month covered or not in universe based on response to SC1526		
1 .Marked as a month covered		
D SC1536	1	2996
During the 4-month period, did ... have group or individual health insurance in ...'s own name		
U Persons 15 years old or older		
V 0 .Not in universe		
1 .Yes - skip to SC1538		
2 .No		
D SC1537	1	2997
Was ... covered by a health insurance plan in somebody else's name		
U Persons 15 years old or older		
V 0 .Not in universe		
1 .Yes - skip to SC1568		
2 .No - skip to SC1568		
D SC1538	1	2998
Did ... have this health insurance plan during the entire 4-month period		
U Persons 15 years old or older		
V 0 .Not in universe		
1 .Yes - skip to SC1548		
2 .No		
*		*
* The next 4 fields (SC1540 through		*
* SC1546) are possible answers to the		*
* question:		*
*		*
* In which months (1-4) did ... have		*
* the plan		*
*		*
D SC1540	1	2999
Last month		
U Persons 15 years old or older		
V 0 .Not marked as a month with the		

262

PERSON

DATA	SIZE	BEGIN
plan or not in universe based on response to SC1538		
1		.Marked as a month with the plan
D SC1542	1	3000
		2 months ago
U		Persons 15 years old or older
V 0		.Not marked as a month with the plan or not in universe based on response to SC1538
1		.Marked as a month with the plan
D SC1544	1	3001
		3 months ago
U		Persons 15 years old or older
V 0		.Not marked as a month with the plan or not in universe based on response to SC1538
1		.Marked as a month with the plan
D SC1546	1	3002
		4 months ago
U		Persons 15 years old or older
V 0		.Not marked as a month with the plan or not in universe based on response to SC1538
1		.Marked as a month with the plan
D SC1548	1	3003
		Was ...'s plan provided through an employer or union (or through a former employer or a pension plan)
U		Persons 15 years old or older
V 0		.Not in universe
1		.Yes
2		.No - skip to SC1552
D SC1550	1	3004
		Did the employer or union (former employer or pension plan) pay for part or all of the cost of this plan
U		Persons 15 years old or older
V 0		.Not in universe
1		.All
2		.Part
3		.None



PERSON

DATA	SIZE	BEGIN
D SC1552	1	3005
Was this an individual plan or a family plan		
U Persons 15 years old or older		
V 0 .Not in universe		
1 .Individual - skip to SC1568		
2 .Family		
D SC1554	1	3006
Did ...'s health plan cover all the persons living here		
U Persons 15 years old or older		
V 0 .Not in universe		
1 .Yes - skip to SC1588		
2 .No		
* The next 5 fields (SC1556 through	*	
* SC1564 are possible answers to the	*	
* question:	*	
*	*	
* Other than ... which persons in	*	
* this household were covered by ...'s	*	
* plan	*	
*	*	
* Note: If no one else is covered,	*	
* SC1556 through SC1564 are "0" and	*	
* SC1566 = "1"	*	
D SC1556	3	3007
Person no. = 001-999		
U All persons, including children		
V 0 .Not in universe		
D SC1558	3	3010
Person no. = 101-999		
U All persons, including children		
V 0 .Not in universe		
D SC1560	3	3013
Person no. = 101-999		
U All persons, including children		
V 0 .Not in universe		
D SC1562	3	3016
Person no. = 101-999		
U All persons, including children		
V 0 .Not in universe		

.....

PERSON

DATA	SIZE	BEGIN
D SC1564	3	3019
Person no. = 101-999		
U All persons; including children		
V D .Not in universe		
D SC1566	1	3022
Other than ...; which persons in this household were covered by ...'s plan; if this person was covered by a health plan but no one else in the household was covered by that plan; this field is a "1".		
U Persons 15 years old or older		
V D .Not in universe; some others covered		
1 .No one else covered		
D SC1568	1	3023
Check item R30		
Is ... the designated parent or guardian of children under 18 who live in this household		
U Persons 15 years old or older		
V D .Not in universe		
1 .Yes		
2 .No - skip to SC1568		
D SC1570	2	3024
Check item R31		
Have each of these children already been identified as members of a family health insurance plan		
U Persons 15 years old or older		
V D .Not in universe		
1 .Yes		
2 .No - skip to SC1574		
-1 .OK - skip to SC1574		
D SC1572	1	3026
I have recorded that all of ...'s children were covered by a health insurance plan - is that correct		
U Persons 15 years old or older		
V D .Not in universe		
1 .Yes - skip to SC1588		
2 .No		
D SC1574	2	3027
How many of ...'s children were		



DATA SIZE BEGIN

 covered by a health insurance plan

U Persons 15 years old or older

V-5 .All children - skip to SC1588

 0 .Not applicable

 1 .1 child

 2 .2 children

 3 .3 children

 4 .4 children

 5 .5 or more children but not all

```

*
* The next 5 fields (SC 1576 through
* SC1584 are possible answers to the
* question:
*
* Are any of (which of) ...'s
* children were covered by a health
* insurance plan
*
* If no children are covered, SC1576
* through SC1584 are "000" and SC158
* = "1"
*
*

```

D SC1576 3 3029

 Person no. = 101-999

U Children under 18 years old

V 0 .Not in universe

D SC1578 3 3032

 Person no. = 101-999

U Children under 18 years old

V 0 .Not in universe

D SC1580 3 3035

 Person no. = 101-999

U Children under 18 years old

V 0 .Not in universe

D SC1582 3 3038

 Person no. = 101-999

U Children under 18 years old

V 0 .Not in universe

D SC1584 3 3041

 Person no. = 101-999

U Children under 18 years old

V 0 .Not in universe

PERSON

DATA	SIZE	BEGIN
D SC1586	1	3044
If this person was covered by a health plan but none of his/her children were covered by that plan this field is "1".		
U Persons 15 years old or older		
V 0 .Not in universe, some children covered		
1 .No children covered		
D SC1588	1	3045
Check item R32		
Are any assets listed in the asset roster		
U Persons 15 years old or older		
V 0 .Not in universe		
1 .Yes		
2 .No - skip to SC1622		
D SC1589	1	3046
The last time we obtained information, ... had received ... assets during (8 months ago) through (5 months ago). Was this information recorded correctly		
U Persons 15 years old or older		
V 0 .Not in universe		
1 .Yes		
2 .No		
D SC1590	3	3047
Asset code		
Code from Income Source List.		
See appendix A-1		
U Persons 15 years old or older		
V 0 .Not in universe		
D SC1592	1	3050
In this reference period, did ... still own (have) ... asset indicated in SC1590		
U Persons 15 years old or older		
V 0 .Not in universe		
1 .Yes		
2 .No		
D SC1593	1	3051
In the previous reference period, did ... still own (have) ... asset		



PERSON

DATA	SIZE	BEGIN
indicated in SC1590		
U Persons 15 years old or older		
V 0 .Not in universe		
1 .Should not have been listed		
2 .Was not listed; should have been		
D SC1594	3	3052
Asset code.		
Code from Income Source List		
See appendix A-1		
U Persons 15 years old or older		
V 0 .Not in universe		
D SC1596	1	3055
In this reference period, did ...		
still own (have) ... asset indicated		
in SC1594		
U Persons 15 years old or older		
V 0 .Not in universe		
1 .Yes		
2 .No		
D SC1597	1	3056
In the previous reference period,		
did ... still own (have) ... asset		
indicated in SC1594		
U Persons 15 years old or older		
V 0 .Not in universe		
1 .Should not have been listed		
2 .Was not listed; should have been		
D SC1598	3	3057
Asset code		
Code from Income Source List		
See appendix A-1		
U Persons 15 years old or older		
V 0 .Not in universe		
D SC1600	1	3060
In this reference period, did ...		
still own (have) ... asset indicated		
in SC1598		
U Persons 15 years old or older		
V 0 .Not in universe		
1 .Yes		
2 .No		

PERSON

DATA	SIZE	BEGIN
D SC1601	1	3061
In the previous reference period, did ... still own (have) ... asset indicated in SC1596		
U Persons 15 years old or older		
V 0 .Not in universe		
1 .Should not have been listed		
2 .Was not listed; should have been		
D SC1602	3	3062
Asset code		
Code from Income Source List.		
See appendix A-1		
U Persons 15 years old or older		
V 0 .Not in universe		
D SC1604	1	3065
In this reference period, did ... still own (have) ... asset indicated in SC1602		
U Persons 15 years old or older		
V 0 .Not in universe		
1 .Yes		
2 .No		
D SC1605	1	3066
In the previous reference period, did ... still own (have) ... asset indicated in SC1602		
U Persons 15 years old or older		
V 0 .Not in universe		
1 .Should not have been listed		
2 .Was not listed; should have been		
D SC1606	3	3067
Asset code		
Code from Income Source List.		
See appendix A-1		
U Persons 15 years old or older		
V 0 .Not in universe		
D SC1608	1	3070
In this reference period, did ... still own (have) ... asset indicated in SC1606		
U Persons 15 years old or older		
V 0 .Not in universe		



PERSON

DATA	SIZE	BEGIN
1 .Yes 2 .No		
D SC1609	1	3071
In the previous reference period, did ... still own (have) ... asset indicated in SC1606		
U Persons 15 years old or older		
V 0 .Not in universe		
1 .Should not have been listed		
2 .Was not listed; should have been		
D SC1610	3	3072
Asset code		
Code from Income Source List.		
See appendix A-1.		
U Persons 15 years old or older		
V 0 .Not in universe		
D SC1612	1	3075
In this reference period, did ... still own (have) ... asset indicated in SC1610		
U Persons 15 years old or older		
V 0 .Not in universe		
1 .Yes		
2 .No		
D SC1613	1	3076
In the previous reference period, did ... still own (have) ... asset indicated in SC1610		
U Persons 15 years old or older		
V 0 .Not in universe		
1 .Should not have been listed		
2 .Was not listed; should have been		
D SC1614	3	3077
Asset code		
Code from Income Source List.		
See appendix A-1		
U Persons 15 years old or older		
V 0 .Not in universe		
D SC1616	1	3080
In this reference period, did ... still own (have) ... asset indicated		

PERSON

DATA	SIZE	BEGIN
in SC1614		
U Persons 15 years old or older		
V 0 .Not in universe		
1 .Yes		
2 .No		
D SC1617	1	3081
In the previous reference period, did ... still own (have) ... asset indicated in SC1614		
U Persons 15 years old or older		
V 0 .Not in universe		
1 .Should not have been listed		
2 .Was not listed; should have been		
D SC1618	3	3082
Asset code		
Code from Income Source List.		
See appendix A-1		
U Persons 15 years old or older		
V 0 .Not in universe		
D SC1620	1	3085
In this reference period, did ... still own (have) ... asset indicated in SC1618		
U Persons 15 years old or older		
V 0 .Not in universe		
1 .Yes		
2 .No		
D SC1621	1	3086
In the previous reference period, did ... still own (have) ... asset indicated in SC1618		
U Persons 15 years old or older		
V 0 .Not in universe		
1 .Should not have been listed		
2 .Was not listed; should have been		
D SC1622	2	3087
During the 4-month period did ... have any (other) kinds of assets which earn interest or bring in money, such as the ones shown on this flashcard		
U Persons 15 years old or older		

PERSON

DATA	SIZE	BEGIN
D SC1636	1	3093
Money market funds		
U Persons 15 years old or older		
V 0 .Not marked as a kind of asset or not in universe based on response to SC1622		
1 .Marked as a kind of asset		
D SC1638	1	3094
U.S. government securities		
U Persons 15 years old or older		
V 0 .Not marked as a kind of asset or not in universe based on response to SC1622		
1 .Marked as a kind of asset		
D SC1640	1	3095
Municipal or corporate bonds		
U Persons 15 years old or older		
V 0 .Not marked as a kind of asset or Not in universe based on response to SC1622		
1 .Marked as a kind of asset		
D SC1642	1	3096
Mortgages		
U Persons 15 years old or older		
V 0 .Not marked as a kind of asset or not in universe based on response to SC1622		
1 .Marked as a kind of asset		
D SC1644	1	3097
U.S. savings bonds (E,EE)		
U Persons 15 years old or older		
V 0 .Not marked as a kind of asset or not in universe based on response to SC1622		
1 .Marked as a kind of asset		
D SC1646	1	3098
Other interest earnings		
U Persons 15 years old or older		
V 0 .Not marked as a kind of asset or not in universe based on response to SC1622		
1 .Marked as a kind of asset		



DATA	SIZE	BEGIN
D SC1648	1	3099
Stocks or mutual fund shares		
U Persons 15 years old or older		
V 0 .Not marked as a kind of asset or not in universe based on response to SC1622		
1 .Marked as a kind of asset		
D SC1650	1	3100
Rental property		
U Persons 15 years old or older		
V 0 .Not marked as a kind of asset or not in universe based on response to SC1622		
1 .Marked as a kind of asset		
D SC1652	1	3101
Royalties		
U Persons 15 years old or older		
V 0 .Not marked as a kind of asset or not in universe based on response to SC1622		
1 .Marked as a kind of asset		
D SC1654	1	3102
Other financial investments		
U Persons 15 years old or older		
V 0 .Not marked as a kind of asset or not in universe based on response to SC1622		
1 .Marked as a kind of asset		
D SC1656	1	3103
Check item R33		
Is ... 17 to 49 years of age		
U Persons 15 years old or older		
V 0 .Not in universe		
1 .Yes		
2 .No - skip to SC1674		
D SC1658	1	3104
During the past 4 months did ... attend school beyond the high school level (including a college, university, or other school		
U Persons 17-49 years old		
V 0 .Not in universe		

PERSON

DATA SIZE BEGIN

- 1 .Yes
- 2 .No - skip to SC1694

D SC1660 1 3105

Were any of ...'s educational expenses during the past 4 months paid for by the GI bill, a Pell (BEOG) grant, a guaranteed or national direct student loan, or any other type of scholarship or grant.

U Persons 17-49 years old

V D .Not in universe

- 1 .Yes
- 2 .No - skip to SC1692

* *
* The next 9 fields (SC1662 through *
* SC1678) are possible answers to the *
* question: *
* *
* What kind of educational assistance *
* did ... receive *
* *

D SC1662 1 3106
GI/VEAP benefits

U Persons 17-49 years old receiving educational assistance

V D .Not marked as a kind of educational assistance or not in universe based on response to SC1660

- 1 .Marked as a kind of educational assistance

D SC1664 1 3107
Pell grant(BEOG)

U Persons 17-49 years old receiving educational assistance

V D .Not marked as a kind of educational assistance or not in universe based on response to SC1660

- 1 .Marked as a kind of educational assistance

D SC1666 1 3108

Supplemental educational opportunity grant(SEOG)



PERSON

DATA	SIZE	BEGIN
U Persons 17-49 years old receiving educational assistance		
V 0 .Not marked as a kind of educational assistance or not in universe based on response to SC1660		
1 .Marked as a kind of educational assistance		
D SC1668	1	3109
Other VA educational assistance programs		
U Persons 17-49 years old receiving educational assistance		
V 0 .Not marked as a kind of educational assistance or not in universe based on response to SC1660		
1 .Marked as a kind of educational assistance		
D SC1670	1	3110
Other scholarship, fellowship, or grant		
U Persons 17-49 years old receiving educational assistance		
V 0 .Not marked as a kind of educational assistance or not in universe based on response to SC1660		
1 .Marked as a kind of educational assistance		
D SC1672	1	3111
Employer assistance		
U Persons 17-49 years old receiving educational assistance		
V 0 .Not marked as a kind of educational assistance or not in universe based on response to SC1660		
1 .Marked as a kind of educational assistance		
D SC1674	1	3112
JTPA/CETA training allowance		
U Persons 17-49 years old receiving educational assistance		
V 0 .Not marked as a kind of educational assistance or not in universe based on response to SC1660		



PERSON

DATA	SIZE	BEGIN
1		
.Marked as a kind of educational assistance		
D SC1676	1	3113
Guaranteed student loan (GSL)		
U Persons 17-49 years old receiving educational assistance		
V 0		
.Not marked as a kind of educational Assistance or not in universe based on response to SC1660		
1		
.Marked as a kind of educational assistance		
D SC1678	1	3114
National direct student loan (NSL)		
U Persons 17-49 years old receiving educational assistance		
V 0		
.Not marked as a kind of educational assistance or not in universe based on response to SC1660		
1		
.Marked as a kind of educational assistance		
D SC1680	1	3115
What kind of term system does ...'s school use - semester, trimester, quarter, or something else		
U Persons 17-49 years old		
V 0		
.Not in universe		
1		
.Semester		
2		
.Trimester		
3		
.Quarter		
4		
.Other		
D SC1682	4	3116
How much was ...'s total tuition and fees for the (semester/trimester/quarter/school term) Total tuition and fees = 1:3799		
U Persons 17-49 years old		
V 0000		
.Not in universe		
4000		
.4000 or more assistance		
D PP-FILL1	2	3120
Blank filler		
D SC1684	1	3122
Check item R34		

DATA	SIZE	BEGIN
Is "Pell Grant (BEOG)" marked in SC1662		
U Persons 17-49 years old receiving educational assistance		
V D .Not in universe		
1 .Yes		
2 .No - skip to SC1688		
D SC1688	1	3123
Check item R35		
Is SC1666, SC1668, SC1670, or SC1672 marked in SC1662		
U Persons 17-49 years old receiving educational assistance		
V D .Not in universe		
1 .Yes		
2 .No - skip to SC1692		
D SC1690	4	3124
What was the total amount of ...'s educational assistance for the (semester/trimester/quarter/school term)		
Total amount = 1,3999		
U Persons 17-49 years old receiving educational assistance		
V D000 .Not in universe		
4000 .4000 or more assistance		
D PP-FILL2	2	3128
Blank filler		
D SC1692	1	3130
Did ... participate in the federally funded work-study program at school at any time during the past 4 months		
U Persons 17-49 years old receiving educational assistance		
V D .Not in universe		
1 .Yes		
2 .No		
D SC1694	1	3131
Check item R36		
What is ...'s marital status		
U Persons 15 years old or older		

PERSON

DATA	SIZE	BEGIN
V 0 .Not in universe		
1 .Married, spouse absent		
2 .Other - skip to SC1698		
D SC1696	1	3132
Is ...'s spouse in the Armed Forces		
U Persons 15 years old or older, married, spouse absent		
V 0 .Not in universe		
1 .Yes		
2 .No		
D SC1698	1	3133
Check item R37		
Are any income types, assets, or "worked" or "other educational assistance" marked on the ISS		
U Persons 15 years old or older		
V 0 .Not in universe		
1 .Yes		
2 .No - skip to SC1704		
D SC1700	1	3134
During the 4-month period ... received income from ... is that correct		
U Persons 15 years old or older		
V 0 .Not in universe		
1 .Yes		
2 .No		
D SC1702	1	3135
Did ... receive income from any other source such as financial help from someone outside the household, payments from the government or anything else		
U Persons 15 years old or older		
V 0 .Not in universe		
1 .Yes - skip to SC1706		
2 .No - skip to SC1712		
D SC1704	1	3136
Did ... receive income from some source we have not covered		
U Persons 15 years old or older		
V 0 .Not in universe		



PERSON

DATA	SIZE	BEGIN
1 .Yes		
2 .No		
* The next 3 fields (SC1706 through		*
* SC1710) are possible answers to the		*
* questions:		*
* What kind of income did ...		*
* receive; anything else		*
*		*
D SC1706	3	3137
Code from Income Source List		
See appendix A-1. Range = 0,175.		
U Persons 15 years old or older		
V 0 .Not in universe		
D SC1708	3	3140
Code from Income Source List		
See appendix A-1. Range = 0,175.		
U Persons 15 years old or older		
V 0 .Not in universe		
D SC1710	3	3143
Code from Income Source List		
See appendix A-1. Range = 0,175.		
U Persons 15 years old or older		
V 0 .Not in universe		
D SC1712	1	3146
Check item E1		
Is "worked" marked on ISS		
U Persons 15 years old or older		
V 0 .Not in universe		
1 .Yes		
2 .No - skip to first ISS code		
D SC1714	1	3147
During the 4-month period was ...		
working for an employer or was ...		
self-employed		
U Persons 15 years old or older		
V 0 .Not in universe		
1 .Worked for employer only		
2 .Self-employed only		
3 .Both worked for employer and		
self-employed		

PERSON

DATA	SIZE	BEGIN
D SC1716	1	3146
How many different employers did ... work for during this 4-month period		
U Persons 15 years old or older		
V 0	.Not in universe	
1	.1 employer	
2	.2 employers	
3	.3 or more employers	
*		*
*	Labor force and reciprocity	*
*	imputation flags	*
*		*
D PP-IMP01	1	3149
Person imputation flag 01		
Imputation flag for field 'SC1002'		
V 0	.Not imputed	
1	.Imputed	
D PP-IMP02	1	3150
Person imputation flag 02		
Imputation flag for fields 'SC1004'		
through 'SC1040'		
V 0	.Not imputed	
1	.Imputed	
D PP-IMP03	1	3151
Person imputation flag 03		
Imputation flag for field 'SC1042'		
V 0	.Not imputed	
1	.Imputed	
D PP-IMP04	1	3152
Person imputation flag 04		
Imputation flag for field 'SC1044'		
V 0	.Not imputed	
1	.Imputed	
D PP-IMP05	1	3153
Person imputation flag 05		
Imputation flag for field 'SC1048'		
V 0	.Not imputed	
1	.Imputed	
D PP-IMP06	1	3154
Person imputation flag 06		
Imputation flag for field 'SC1050'		



PERSON

DATA	SIZE	BEGIN
V 0 .Not imputed 1 .Imputed		
D PP-IMP07	1	3155
Person imputation flag 07		
Imputation flag for field 'SC1052'		
V 0 .Not imputed 1 .Imputed		
D PP-IMP08	1	3156
Person imputation flag 08		
Imputation flag for field 'SC1054'		
V 0 .Not imputed 1 .Imputed		
D PP-IMP09	1	3157
Person imputation flag 09		
Imputation flag for field 'SC1056'		
V 0 .Not imputed 1 .Imputed		
D PP-IMP10	1	3158
Person imputation flag 10		
Imputation flag for field 'SC1058'		
V 0 .Not imputed 1 .Imputed		
D PP-IMP11	1	3159
Person imputation flag 11		
Imputation flag for fields 'SC1060'		
through 'SC1096'		
V 0 .Not imputed 1 .Imputed		
D PP-IMP12	1	3160
Person imputation flag 12		
Imputation flag for field 'SC1098'		
V 0 .Not imputed 1 .Imputed		
D PP-IMP13	1	3161
Person imputation flag 13		
Imputation flag for fields 'SC1100'		
through 'SC1134'		
V 0 .Not imputed 1 .Imputed		

PERSON

DATA	SIZE	BEGIN
<input type="checkbox"/> PP-IMP14	1	3162
Person imputation flag 14		
Imputation flag for field 'SC1136'		
<input checked="" type="checkbox"/> 0	.Not imputed	
<input type="checkbox"/> 1	.Imputed	
<input type="checkbox"/> PP-IMP15	1	3163
Person imputation flag 15		
Imputation flag for fields 'SC1138'		
through 'SC1172'		
<input checked="" type="checkbox"/> 0	.Not imputed	
<input type="checkbox"/> 1	.Imputed	
<input type="checkbox"/> PP-IMP16	1	3164
Person imputation flag 16		
Imputation flag for field 'SC1174'		
<input checked="" type="checkbox"/> 0	.Not imputed	
<input type="checkbox"/> 1	.Imputed	
<input type="checkbox"/> PP-IMP17	1	3165
Person imputation flag 17		
Imputation flag for field 'SC1176'		
<input checked="" type="checkbox"/> 0	.Not imputed	
<input type="checkbox"/> 1	.Imputed	
<input type="checkbox"/> PP-IMP18	1	3166
Person imputation flag 18		
Imputation flag for fields 'SC1178'		
through 'SC1214'		
<input checked="" type="checkbox"/> 0	.Not imputed	
<input type="checkbox"/> 1	.Imputed	
<input type="checkbox"/> PP-IMP19	1	3167
Person imputation flag 19		
Imputation flag for field 'SC1216'		
<input checked="" type="checkbox"/> 0	.Not imputed	
<input type="checkbox"/> 1	.Imputed	
<input type="checkbox"/> PP-IMP20	1	3168
Person imputation flag 20		
Imputation of 'SC1218'		
<input checked="" type="checkbox"/> 0	.Not imputed	
<input type="checkbox"/> 1	.Imputed	
<input type="checkbox"/> PP-IMP21	1	3169
Person imputation flag 21		
Imputation of 'SC1222'		



PERSON

DATA	SIZE	BEGIN
V 0 .Not imputed 1 .Imputed		
D PP-IMP22 Person imputation flag 22 Imputation of 'SC1224'	1	3170
V 0 .Not imputed 1 .Imputed		
D PP-IMP23 Person imputation flag 23 Imputation of 'SC1226'	1	3171
V 0 .Not imputed 1 .Imputed		
D PP-IMP24 Person imputation flag 24 Imputation of 'SC1228'	1	3172
V 0 .Not imputed 1 .Imputed		
D PP-IMP25 Person imputation flag 25 Imputation of 'SC1230'	1	3173
V 0 .Not imputed 1 .Imputed		
D PP-IMP26 Person imputation flag 26 Imputation of 'SC1234'	1	3174
V 0 .Not imputed 1 .Imputed		
D PP-IMP27 Person imputation flag 27 Imputation of 'SC1236'	1	3175
V 0 .Not imputed 1 .Imputed		
D PP-IMP28 Person imputation flag 28 Imputation of 'SC1238'	1	3176
V 0 .Not imputed 1 .Imputed		
D PP-IMP29 Person imputation flag 29	1	3177



PERSON

DATA	SIZE	BEGIN
Imputation of 'SC1240'		
V 0		.Not imputed
1		.Imputed
D PP-IMP30	1	3178
Person imputation flag 30		
Imputation of 'SC1246'		
V 0		.Not imputed
1		.Imputed
D PP-IMP31	1	3179
Person imputation flag 31		
Imputation of 'SC1338'		
V 0		.Not imputed
1		.Imputed
D PP-IMP32	1	3180
Person imputation flag 32		
Imputation of 'SC1342'		
V 0		.Not imputed
1		.Imputed
D PP-IMP33	1	3181
Person imputation flag 33		
Imputation of 'SC1352'		
V 0		.Not imputed
1		.Imputed
D PP-IMP34	1	3182
Person imputation flag 34		
Imputation of 'SC1354'		
V 0		.Not imputed
1		.Imputed
D PP-IMP35	1	3183
Person imputation flag 35		
Imputation of 'SC1360'		
V 0		.Not imputed
1		.Imputed
D PP-IMP36	1	3184
Person imputation flag 36		
Imputation of 'SC1362'		
V 0		.Not imputed
1		.Imputed
D PP-IMP37	1	3185
Person imputation flag 37		



DATA	SIZE	BEGIN
Imputation of 'SC1364' through 'SC1380'		
V 0		.Not imputed
1		.Imputed
D PP-IMP38	1	3186
		Person imputation flag 38
		Imputation of 'SC1382'
V 0		.Not imputed
1		.Imputed
D PP-IMP39	1	3187
		Person imputation flag 39
		Imputation of 'SC1386'
V 0		.Not imputed
1		.Imputed
D PP-IMP40	1	3188
		Person imputation flag 40
		Imputation of 'SC1388'
V 0		.Not imputed
1		.Imputed
D PP-IMP41	1	3189
		Person imputation flag 41
		Imputation of 'SC1390' through 'SC1412'
V 0		.Not imputed
1		.Imputed
D PP-IMP42	1	3190
		Person imputation flag 42
		Imputation of 'SC1416'
V 0		.Not imputed
1		.Imputed
D PP-IMP43	1	3191
		Person imputation flag 43
		Imputation of 'SC1418'
V 0		.Not imputed
1		.Imputed
D PP-IMP44	1	3192
		Person imputation flag 44
		Imputation of 'SC1422'
V 0		.Not imputed
1		.Imputed
D PP-IMP45	1	3193
		Person imputation flag 45

PERSON

DATA	SIZE	BEGIN
Imputation of 'SC1426'		
V 0		.Not imputed
1		.Imputed
D PP-IMP46	1	3194
Person imputation flag 46		
Imputation of 'SC1428' through 'SC1452'		
V 0		.Not imputed
1		.Imputed
D PP-IMP47	1	3195
Person imputation flag 47		
Imputation of 'SC1456'		
V 0		.Not imputed
1		.Imputed
D PP-IMP48	1	3196
Person imputation flag 48		
Imputation of 'SC1462'		
V 0		.Not imputed
1		.Imputed
D PP-IMP49	1	3197
Person imputation flag 49		
Imputation of 'SC1472'		
V 0		.Not imputed
1		.Imputed
D PP-IMP50	1	3198
Person imputation flag 50		
Imputation of 'SC1480'		
V 0		.Not imputed
1		.Imputed
D PP-IMP51	1	3199
Person imputation flag 51		
Imputation of 'SC1484'		
V 0		.Not imputed
1		.Imputed
D PP-IMP52	1	3200
Person imputation flag 52		
Imputation of 'SC1486' through 'SC1498'		
V 0		.Not imputed
1		.Imputed
D PP-IMP53	1	3201
Person imputation flag 53		



PERSON

DATA	SIZE	BEGIN
Imputation of 'SC1502'		
V 0		.Not imputed
1		.Imputed
D PP-IMP54	1	3202
Person imputation flag 54		
Imputation of 'SC1508'		
V 0		.Not imputed
1		.Imputed
D PP-IMP55	1	3203
Person imputation flag 55		
Imputation of 'SC1526'		
V 0		.Not imputed
1		.Imputed
D PP-IMP56	1	3204
Person imputation flag 56		
Imputation of 'SC1528' through 'SC1534'		
V 0		.Not imputed
1		.Imputed
D PP-IMP57	1	3205
Person imputation flag 57		
Imputation of 'SC1536'		
V 0		.Not imputed
1		.Imputed
D PP-IMP58	1	3206
Person imputation flag 58		
Imputation of 'SC1537'		
V 0		.Not imputed
1		.Imputed
D PP-IMP59	1	3207
Person imputation flag 59		
Imputation of 'SC1538'		
V 0		.Not imputed
1		.Imputed
D PP-IMP60	1	3208
Person imputation flag 60		
Imputation of 'SC1540' through 'SC1546'		
V 0		.Not imputed
1		.Imputed
D PP-IMP61	1	3209
Person imputation flag 61		



PERSON

DATA	SIZE	BEGIN
Imputation of 'SC1548'		
V 0		.Not imputed
1		.Imputed
D PP-IMP62	1	3210
Person imputation flag 62		
Imputation of 'SC1550'		
V 0		.Not imputed
1		.Imputed
D PP-IMP63	1	3211
Person imputation flag 63		
Imputation of 'SC1552'		
V 0		.Not imputed
1		.Imputed
D PP-IMP75	1	3212
Person imputation flag 75		
Imputation of 'SC1658'		
V 0		.Not imputed
1		.Imputed
D PP-IMP76	1	3213
Person imputation flag 76		
Imputation of 'SC1660'		
V 0		.Not imputed
1		.Imputed
D PP-IMP77	1	3214
Person imputation flag 77		
Imputation of 'SC1662' through 'SC1678'		
V 0		.Not imputed
1		.Imputed
D PP-IMP78	1	3215
Person imputation flag 78		
Imputation of 'SC1680'		
V 0		.Not imputed
1		.Imputed
D PP-IMP79	1	3216
Person imputation flag 79		
Imputation of 'SC1682'		
V 0		.Not imputed
1		.Imputed
D PP-IMP80	1	3217
Person imputation flag 80		

DATA	SIZE	BEGIN
Imputation of 'SC1686'		
V 0		.Not imputed
1		.Imputed
D PP-IMP81	1	3218
Person imputation flag 81		
Imputation of 'SC1690'		
V 0		.Not imputed
1		.Imputed
D PP-IMP82	1	3219
Person imputation flag 82		
Imputation of 'SC1692'		
V 0		.Not imputed
1		.Imputed
D PP-IMP83	1	3220
Person imputation flag 83		
Imputation of 'SC1696'		
V 0		.Not imputed
1		.Imputed
D PP-IMP84	1	3221
Person imputation flag 84		
Imputation of 'SC0902'		
V 0		.Not imputed
1		.Imputed
D PP-IMP85	1	3222
Person imputation flag 85		
Imputation of 'SC1254'		
V 0		.Not imputed
1		.Imputed
D PP-IMP86	1	3223
Person imputation flag 86		
Imputation of 'SC1258'		
V 0		.Not imputed
1		.Imputed
D PP-IMP87	1	3224
Person imputation flag 87		
Imputation of 'SC1262'		
V 0		.Not imputed
1		.Imputed
D PP-IMP88	1	3225
Person imputation flag 88		



290

PERSON

DATA	SIZE	BEGIN
Imputation of 'SC1266'		
V 0		.Not imputed
1		.Imputed
D PP-IMP89	1	3226
Person imputation flag 89		
Imputation of 'SC1270'		
V 0		.Not imputed
1		.Imputed
D PP-IMP90	1	3227
Person imputation flag 90		
Imputation of 'SC1274'		
V 0		.Not imputed
1		.Imputed
D PP-IMP91	1	3228
Person imputation flag 91		
Imputation of 'SC1278'		
V 0		.Not imputed
1		.Imputed
D PP-IMP92	1	3229
Person imputation flag 92		
Imputation of 'SC1282'		
V 0		.Not imputed
1		.Imputed
D PP-IMP93	1	3230
Person imputation flag 93		
Imputation of 'SC1284'		
V 0		.Not imputed
1		.Imputed
D PP-IMP94	1	3231
Person imputation flag 94		
Imputation of 'SC1286'		
through 'SC1294'		
V 0		.Not imputed
1		.Imputed
D PP-IMP95	1	3232
Person imputation flag 95		
Imputation of 'SC1296'		
V 0		.Not imputed
1		.Imputed

PERSON

DATA	SIZE	BEGIN
D PP-IMP96	1	3233
Person imputation flag 96		
Imputation of 'SC1298'		
through 'SC1322'		
V 0 .Not imputed		
1 .Imputed		
D PP-IMP97	1	3234
Person imputation flag 97		
Imputation of 'SC1504'		
V 0 .Not imputed		
1 .Imputed		
D PP-IMP98	1	3235
Person imputation flag 98		
Imputation of 'SC1592'		
V 0 .Not imputed		
1 .Imputed		
D PP-IMP99	1	3236
Person imputation flag 99		
Imputation of 'SC1596'		
V 0 .Not imputed		
1 .Imputed		
D PPIMP100	1	3237
Person imputation flag 100		
Imputation of 'SC1600'		
V 0 .Not imputed		
1 .Imputed		
D PPIMP101	1	3238
Person imputation flag 101		
Imputation of 'SC1604'		
V 0 .Not imputed		
1 .Imputed		
D PPIMP102	1	3239
Person imputation flag 102		
Imputation of 'SC1608'		
V 0 .Not imputed		
1 .Imputed		
D PPIMP103	1	3240
Person imputation flag 103		
Imputation of 'SC1612'		
V 0 .Not imputed		
1 .Imputed		

292

PERSON

DATA	SIZE	BEGIN
D PPIMP104	1	3241
Person imputation flag 104		
Imputation of 'SC1616'		
V 0	.Not imputed	
1	.Imputed	
D PPIMP105	1	3242
Person imputation flag 105		
Imputation of 'SC1620'		
V 0	.Not imputed	
1	.Imputed	
D PP-IMP106	1	3243
Person imputation flag 106		
Imputation of 'SC1622'		
V 0	.Not imputed	
1	.Imputed	
D PP-IMP107	1	3244
Person imputation flag 107		
Imputation of 'SC1626'		
through 'SC1654'		
V 0	.Not imputed	
1	.Imputed	

WAGE/SALARY

DATA	SIZE	BEGIN	
D W51-OCC	3	3245	
			Edited and imputed 3-digit occupation code. See appendix A-4
U			Persons 15 years old and older
V 0			.Not in universe
D W51-IND	3	3246	
			Edited and imputed 3-digit industry code. See appendix A-5
U			Persons 15 years old and older
V 0			.Not in universe
*			*
*			The next 12 fields contain
*			employment and earnings by
*			months 1-4
*			*
*			W51-WKS1....4
*			W51REC11....4
*			W51-AMT1....4
*			*
D W51-WKS1	1	3251	
			Number of weeks employed during month 1
U			Persons 15 years old and older
V 0			.None or not in universe if classwk = 6
1			.1 week
2			.2 weeks
3			.3 weeks
4			.4 weeks
5			.5 weeks
9			.Not in universe
D W51-WKS2	1	3252	
			Number of weeks employed during month 2
U			Persons 15 years old and older
V 0			.None or not in universe if classwk = 6
1			.1 week
2			.2 weeks
3			.3 weeks
4			.4 weeks
5			.5 weeks
9			.Not in universe
D W51-WKS3	1	3253	
			Number of weeks employed during month 3
U			Persons 15 years old and older
V 0			.None or not in universe if classwk = 6
1			.1 week

WAGE/SALARY

DATA	SIZE	BEGIN
2 .2 weeks		
3 .3 weeks		
4 .4 weeks		
5 .5 weeks		
9 .Not in universe		
D WS1-WK54	1	3254
Number of weeks employed during month 4		
U Persons 15 years old and older		
V 0 .None or not in universe if classwk = 6		
1 .1 week		
2 .2 weeks		
3 .3 weeks		
4 .4 weeks		
5 .5 weeks		
9 .Not in universe		
D WS1REC11	1	3255
Were earnings received during month 1		
U Persons 15 years old and older		
V 0 .Not in universe		
1 .Yes		
2 .No		
D WS1REC12	1	3256
Were earnings received during month 2		
U Persons 15 years old and older		
V 0 .Not in universe		
1 .Yes		
2 .No		
D WS1REC13	1	3257
Were earnings received during month 3		
U Persons 15 years old and older		
V 0 .Not in universe		
1 .Yes		
2 .No		
D WS1REC14	1	3258
Were earnings received during month 4		
U Persons 15 years old and older		
V 0 .Not in universe		
1 .Yes		
2 .No		
D WS1-AMT1	5	3259
What is the dollar amount of the earnings		



WAGE/SALARY

DATA	SIZE	BEGIN
		from this job for month 1 Range = 0,33332.
U		Persons 15 years old and older
V		-9 .Not in universe
D	5	3264
		What is the dollar amount of the earnings from this job for month 2 Range = 0,33332.
U		Persons 15 years old and older
V		-9 .Not in universe
D	5	3269
		What is the dollar amount of the earnings from this job for month 3 Range = 0,33332.
U		Persons 15 years old and older
V		-9 .Not in universe
D	5	3274
		What is the dollar amount of the earnings from this job for month 4 Range = 0,33332.
U		Persons 15 years old and older
V		-9 .Not in universe
D	1	3279
		Check item E3 - employer I.D. number
U		Persons 15 years old and older
V		0 .Not answered 9 .Not in universe
D	1	3280
		Was ... an employee of ...
U		Persons 15 years old and older
V		0 .Not answered
		1 .A private company or individual
		2 .Federal government (exclude Armed Forces)
		3 .State government
		4 .Local government
		5 .Armed Forces
		6 .Unpaid in family business or farm - skip to WS1-2044
		9 .Not in universe
D	1	3281
		Was ... employed by ... during the

WAGE/SALARY

DATA	SIZE	BEGIN
4-month period		
U Persons 15 years old and older		
V 0 .Not in universe		
1 .Yes - skip to WS1-2024		
2 .No		
D WS1-2016	2	3282
Month in which this person became employed by this employer. Range = 0,12		
U Persons 15 years old and older		
V 0 .Not in universe		
D WS1-2018	2	3294
Day of month shown in WS1-2016 that employment began. Range = 0,31.		
U Persons 15 years old and older		
V 0 .Not in universe		
D WS1-2020	2	3286
Month in which this person left this employer, if applicable. Range = 0,12.		
U Persons 15 years old and older		
V 0 .Not in universe		
D WS1-2022	2	3288
Day of month shown in WS1-2020 that employment ended, if applicable. Range = 0,31.		
U Persons 15 years old and older		
V 0 .Not in universe		
D WS1-2024	2	3290
How many hours per week did ... usually work at this job. Range = -9,99.		
U Persons 15 years old and older		
V -9 .Not in universe		
0 .None		
D WS1-2026	1	3292
Was ... paid by the hour on this job		
U Persons 15 years old and older		
V 0 .Not in universe		

WAGE/SALARY

- DATA SIZE BEGIN
- 1 .Yes
2 .No - skip to WS1-2030
- D WS1-2028 4 3293
What was ...'s regular hourly pay rate
at the end of ... Range = 0.9999.
Two implied decimals.
U Persons 15 years old and older
V 0 .Not in universe
- D WS1-2030 1 3297
During the 4-month period how often
was ... paid on this job
U Persons 15 years old and older
V 0 .Not in universe
1 .Once a week
2 .Once each 2 weeks
3 .Once a month
4 .Twice a month
5 .Some other way
- D WS1-2032 5 3298
What was the total amount of pay
that ... received before deductions
on this job last month (month 4).
Range = -9.33332.
U Persons 15 years old and older
V -9 .Not in universe
0 .None
- D WS1-2034 5 3303
What was the total amount of pay
that ... received before deductions
on this job 2 months ago (month 3).
Range = -9.33332.
U Persons 15 years old and older
V -9 .Not in universe
0 .None
- D WS1-2036 5 3308
What was the total amount of pay
that ... received before deductions
on this job 3 months ago (month 2).
Range = -9.33332.
U Persons 15 years old and older
V -9 .Not in universe
0 .None

WAGE/SALARY

DATA	SIZE	BEGIN
D W51-2038	5	3313
What was the total amount of pay that ... received before deductions on this job 4 months ago (month 1). Range = -9,333332.		
U Persons 15 years old and older		
V 0 .Not in universe		
0 .None		
D W51-2040	1	3318
Check item E4 Is "DK" marked in all parts of W51-2032 to W51-2038.		
U Persons 15 years old and older		
V 0 .Not in universe		
1 .Yes		
2 .No - skip to W51-2044		
D W51-2042	1	3319
If we were to call back later would you (or ...) be able to provide us with the amounts of pay ... received in each of these months		
U Persons 15 years old and older		
V 0 .Not in universe		
1 .Yes		
2 .No		
*		*
* Wage and salary imputation flags		*
*		*
D W51IMP01	1	3320
Wage and salary imputation flag 1 Imputation of field 'W51-OCC'		
V 0 .Not imputed		
1 .Imputed		
D W51IMP02	1	3321
Wage and salary imputation flag 2 Imputation of field 'W51-INC'		
V 0 .Not imputed		
1 .Imputed		
D W51IMP03	1	3322
Wage and salary imputation flag 3 Imputation of field 'W51-2012'		
V 0 .Not imputed		
1 .Imputed		

WAGE/SALARY

DATA	SIZE	BEGIN
D WS1IMP04	1	3323
Wage and salary imputation flag 4		
Imputation of field 'WS1-2026'		
V 0	.Not imputed	
1	.Imputed	
D WS1IMP05	1	3324
Wage and salary imputation flag 5		
Imputation of field 'WS1-2028'		
V 0	.Not imputed	
1	.Imputed	
D WS1IMP06	1	3325
Wage and salary imputation flag 6		
Imputation of field 'WS1-2030'		
V 0	.Not imputed	
1	.Imputed	
D WS1CAL01	1	3326
Field 'WS1-2032' was imputed		
V 0	.Not calculated	
1	.Imputed input	
2	.No imputed input	
D WS1CAL02	1	3327
Field 'WS1-2034' was imputed		
V 0	.Not calculated	
1	.Imputed input	
2	.No imputed input	
D WS1CAL03	1	3328
Field 'WS1-2036' was imputed		
V 0	.Not calculated	
1	.Imputed input	
2	.No imputed input	
D WS1CAL04	1	3329
Field 'WS1-2038' was imputed		
V 0	.Not calculated	
1	.Imputed input	
2	.No imputed input	
D WS2-OCC	3	3330
Edited and imputed 3-digit occupation code. See appendix A-4		
U	Persons 15 years old and older	
V 0	.Not in universe	

WAGE/SALARY

DATA	SIZE	BEGIN
D WS2-IND	3	3333
Edited and imputed 3-digit industry code. See appendix A-5		
U Persons 15 years old and older		
V 0	.Not in universe	
*		*
*	The next 12 fields contain	
*	employment and earnings by	
*	months 1-4	
*		*
*	WS2-WKS1....4	*
*	WS2REC11....4	*
*	WS2-AMT1....4	*
*		*
D WS2-WKS1	1	3336
Number of weeks employed during month 1		
U Persons 15 years old and older		
V 0	.None or not in universe if classwk = 6	
1	.1 week	
2	.2 weeks	
3	.3 weeks	
4	.4 weeks	
5	.5 weeks	
9	.Not in universe	
D WS2-WKS2	1	3337
Number of weeks employed during month 2		
U Persons 15 years old and older		
V 0	.None or not in universe if classwk = 6	
1	.1 week	
2	.2 weeks	
3	.3 weeks	
4	.4 weeks	
5	.5 weeks	
9	.Not in universe	
D WS2-WKS3	1	3338
Number of weeks employed during month 3		
U Persons 15 years old and older		
V 0	.None or not in universe if classwk = 6	
1	.1 week	
2	.2 weeks	
3	.3 weeks	
4	.4 weeks	
5	.5 weeks	
9	.Not in universe	

WAGE/SALARY

DATA	SIZE	BEGIN
D WS2-WK54	1	3339
Number of weeks employed during month 4		
U Persons 15 years old and older		
V 0	.None or not in universe if classuk = 6	
1	.1 week	
2	.2 weeks	
3	.3 weeks	
4	.4 weeks	
5	.5 weeks	
9	.Not in universe	
D WS2REC11	1	3340
Were earnings received during month 1		
U Persons 15 years old and older		
V 0	.Not in universe	
1	.Yes	
2	.No	
D WS2REC12	1	3341
Were earnings received during month 2		
U Persons 15 years old and older		
V 0	.Not in universe	
1	.Yes	
2	.No	
D WS2REC13	1	3342
Were earnings received during month 3		
U Persons 15 years old and older		
V 0	.Not in universe	
1	.Yes	
2	.No	
D WS2REC14	1	3343
Were earnings received during month 4		
U Persons 15 years old and older		
V 0	.Not in universe	
1	.Yes	
2	.No	
D WS2-AMT1	5	3344
What is the dollar amount of the earnings from this job for month 1		
Range = 0,33332.		
U Persons 15 years old and older		
V -9	.Not in universe	
D WS2-AMT2	5	3349
What is the dollar amount of the earnings		

WAGE/SALARY

DATA	SIZE	BEGIN
from this job for month 2 Range = 0,33332.		
U Persons 15 years old and older		
V -9 .Not in universe		
D WS2-AMT3	5	3354
What is the dollar amount of the earnings from this job for month 3 Range = 0,33332.		
U Persons 15 years old and older		
V -9 .Not in universe		
D WS2-AMT4	5	3359
What is the dollar amount of the earnings from this job for month 4 Range = 0,33332.		
U Persons 15 years old and older		
V -9 .Not in universe		
D WS2-7002	1	3364
Check item E3 - employer I.D. number		
U Persons 15 years old and older		
V 0 .Not answered		
9 .Not in universe		
D WS2-2012	1	3365
Was ... an employee of ...		
U Persons 15 years old and older		
V 0 .Not answered		
1 .A private company or individual		
2 .Federal government (exclude Armed Forces)		
3 .State government		
4 .Local government		
5 .Armed Forces		
6 .Unpaid in family business or farm - skip to WS1-2044		
9 .Not in universe		
D WS2-2014	1	3366
Was ... employed by ... during the 4-month period		
U Persons 15 years old and older		
V 0 .Not in universe		
1 .Yes - skip to WS2-2024		
2 .No		



DATA	SIZE	BEGIN
D WSZ-2016	2	3367
Month in which this person became employed by this employer. Range = 0,12		
U Persons 15 years old and older		
V 0 .Not in universe		
D WSZ-2018	2	3369
Day of month shown in WSZ-2016 that employment began. Range = 0,31.		
U Persons 15 years old and older		
V 0 .Not in universe		
D WSZ-2020	2	3371
Month in which this person left this employer, if applicable. Range = 0,12.		
U Persons 15 years old and older		
V 0 .Not in universe		
D WSZ-2022	2	3373
Day of month shown in WSZ-2020 that employment ended, if applicable. Range = 0,31.		
U Persons 15 years old and older		
V 0 .Not in universe		
D WSZ-2024	2	3375
How many hours per week did ... usually work at this job. Range = -9,99.		
U Persons 15 years old and older		
V -9 .Not in universe		
0 .None		
D WSZ-2026	1	3377
Was ... paid by the hour on this job		
U Persons 15 years old and older		
V 0 .Not in universe		
1 .Yes		
2 .No - skip to WSZ-2030		
D WSZ-2028	4	3378
What was ...'s regular hourly pay rate at the end of ... Range = 0,9999.		

WAGE/SALARY

DATA	SIZE	BEGIN
------	------	-------

* Two implied decimals.

U Persons 15 years old and older

V 0 .Not in universe

D W52-2030	1	3382
------------	---	------

During the 4-month period how often
was ... paid on this job

U Persons 15 years old and older

V 0 .Not in universe

1 .Once a week

2 .Once each 2 weeks

3 .Once a month

4 .Twice a month

5 .Some other way

D W52-2032	5	3383
------------	---	------

What was the total amount of pay
that ... received before deductions
on this job last month (month 4).
Range = -9,33332.

U Persons 15 years old and older

V -9 .Not in universe

0 .None

D W52-2034	5	3386
------------	---	------

What was the total amount of pay
that ... received before deductions
on this job 2 months ago (month 3).
Range = -9,33332.

U Persons 15 years old and older

V -9 .Not in universe

0 .None

D W52-2036	5	3393
------------	---	------

What was the total amount of pay
that ... received before deductions
on this job 3 months ago (month 2).
Range = -9,33332.

U Persons 15 years old and older

V -9 .Not in universe

0 .None

D W52-2038	5	3396
------------	---	------

What was the total amount of pay
that ... received before deductions
on this job 4 months ago (month 1).
Range = -9,33332.



WAGE/SALARY

DATA	SIZE	BEGIN
U Persons 15 years old and older		
V -9. Not in universe		
0. None		
D WS2-2040	1	3403
Check item E4		
Is "DK" marked in all parts of		
WS2-2032 to WS2-2038.		
U Persons 15 years old and older		
V 0 .Not in universe		
1 .Yes		
2 .No - skip to WS2-2044		
D WS2-2042	1	3404
If we were to call back later would		
you (or ...) be able to provide us		
with the amounts of pay ...		
received in each of these months		
U Persons 15 years old and older		
V 0 .Not in universe		
1 .Yes		
2 .No		
*		*
* Wage and salary imputation flags		*
*		*
D WS2IMP01	1	3405
Wage and salary imputation flag 1		
Imputation of field 'WS2-OCC'		
V 0 .Not imputed		
1 .Imputed		
D WS2IMP02	1	3406
Wage and salary imputation flag 2		
Imputation of field 'WS2-IND'		
V 0 .Not imputed		
1 .Imputed		
D WS2IMP03	1	3407
Wage and salary imputation flag 3		
Imputation of field 'WS2-2012'		
V 0 .Not imputed		
1 .Imputed		
D WS2IMP04	1	3408
Wage and salary imputation flag 4		
Imputation of field 'WS2-2026'		

1

306

WAGE/SALARY

DATA	SIZE	BEGIN
V 0 .Not imputed		
1 .Imputed		
D WS2IMP05	1	3409
Wage and salary imputation flag 5		
Imputation of field 'WS2-2029'		
V 0 .Not imputed		
1 .Imputed		
D WS2IMP06	1	3410
Wage and salary imputation flag 6		
Imputation of field 'WS2-2030'		
V 0 .Not imputed		
1 .Imputed		
D WS2CAL01	1	3411
Field 'WS2-2032' was imputed		
V 0 .Not calculated		
1 .Imputed input		
2 .No imputed input		
D WS2CAL02	1	3412
Field 'WS2-2034' was imputed		
V 0 .Not calculated		
1 .Imputed input		
2 .No imputed input		
D WS2CAL03	1	3413
Field 'WS2-2036' was imputed		
V 0 .Not calculated		
1 .Imputed input		
2 .No imputed input		
D WS2CAL04	1	3414
Field 'WS2-2038' was imputed		
V 0 .Not calculated		
1 .Imputed input		
2 .No imputed input		

SELF-EMPLOYMENT

DATA	SIZE	BEGIN
D SE100C	3	3415
Edited and imputed 3-digit occupation code. See appendix A-4		
U	Persons 15 years old and older	
V 0	.Not in universe	
D SE11AD	3	3418
Edited and imputed 3-digit industry code. See appendix A-5		
U	Persons 15 years old and older	
V 0	.Not in universe	
*		*
* The next 12 fields contain		*
* business income by months 1-4		*
*		*
D SE1WKS1	1	3421
Weeks with business this month (1).		
U	Persons 15 years old and older	
V 0	.None	
1	.1 week	
2	.2 weeks	
3	.3 weeks	
4	.4 weeks	
5	.5 weeks	
9	.Not in universe	
D SE1WKS2	1	3422
Weeks with business this month (2).		
U	Persons 15 years old and older	
V 0	.None	
1	.1 week	
2	.2 weeks	
3	.3 weeks	
4	.4 weeks	
5	.5 weeks	
9	.Not in universe	
D SE1WKS3	1	3423
Weeks with business this month (3).		
U	Persons 15 years old and older	
V 0	.None	
1	.1 week	
2	.2 weeks	
3	.3 weeks	
4	.4 weeks	
5	.5 weeks	
9	.Not in universe	

SELF-EMPLOYMENT

DATA	SIZE	BEGIN
D SE1WKS4	1	3424
Weeks with business this month (4).		
U Persons 15 years old and older		
V 0 .None		
1 .1 week		
2 .2 weeks		
3 .3 weeks		
4 .4 weeks		
5 .5 weeks		
9 .Not in universe		
D SE1REC1	1	3425
Did this person receive income from this business this month (1)		
U Persons 15 years old and older		
V 0 .Not in universe		
1 .Yes		
2 .No		
D SE1REC2	1	3426
Did this person receive income from this business this month (2)		
U Persons 15 years old and older		
V 0 .Not in universe		
1 .Yes		
2 .No		
D SE1REC3	1	3427
Did this person receive income from this business this month (3)		
U Persons 15 years old and older		
V 0 .Not in universe		
1 .Yes		
2 .No		
D SE1REC4	1	3428
Did this person receive income from this business this month (4)		
U Persons 15 years old and older		
V 0 .Not in universe		
1 .Yes		
2 .No		
D SE1AMT1	5	3429
Amount of income received this month (1)		
In dollars. Range = 0,3333%.		
U Persons 15 years old and older		
V -9 .Not in universe		



SELF-EMPLOYMENT

DATA	SIZE	BEGIN
D SE1AMT2	5	3434
Amount of income received this month (2) In dollars. Range = 0,33332.		
U Persons 15 years old and older		
V -9 .Not in universe		
D SE1AMT3	5	3439
Amount of income received this month (3) In dollars. Range = 0,33332.		
U Persons 15 years old and older		
V -9 .Not in universe		
D SE1AMT4	5	3444
Amount of income received this month (4) In dollars. Range = 0,33332.		
U Persons 15 years old and older		
V -9 .Not in universe		
D SE1ZZ02	1	3449
Check item S1 - business I.D. number		
U Persons 15 years old and older		
V 0 .Not answered		
9 .Not in universe		
D SE1ZZ12	2	3450
How many hours per week did ... usually work at this business total hours = -9,99		
U Persons 15 years old and older		
V -9 .Not in universe		
0 .None		
D SE1ZZ14	1	3452
Do you think that the gross earnings of this business will be \$1,000 or more during the next 12 months		
U Persons 15 years old and older		
V 0 .Not in universe		
1 .Yes		
2 .No - skip to SE1-2260		
D SE1ZZ16	1	3453
Check item S2		
Have questions SE1ZZ18 through SE1ZZ26 already been answered for this business by another household member		

SELF-EMPLOYMENT

DATA	SIZE	BEGIN	
U Persons 15 years old and older			
V 0 .Not in universe			
1 .Yes - skip to SE12232			
2 .No			
D SE12218	1	3454	
What was the total number of employees working for this business. Be sure to include ...			
U Persons 15 years old and older			
V 0 .Not in universe			
1 .1 employee			
2 .2 employees			
3 .3 - 5 employees			
4 .6 or more employees			
D SE12220	1	3455	
Was ...'s business incorporated			
U Persons 15 years old and older			
V 0 .Not in universe			
1 .Yes - skip to SE12224			
2 .No			
D SE12222	1	3456	
Was ...'s business a sole proprietorship or a partnership			
U Persons 15 years old and older			
V 0 .Not in universe			
1 .Sole proprietorship - skip to SE12232			
2 .Partnership			
D SE12224	1	3457	
Aside from ... were any other members of this household owners or partners in this business			
U Persons 15 years old and older			
V 0 .Not in universe			
1 .Yes			
2 .No - skip to SE12232			
* * * * *			
* The next 3 fields (SE12226 through			*
* SE12230) are possible answers to			*
* the question:			*
* * * * *			*
* Which members (were owners or			*
* partners in this business)			*
* * * * *			*

SELF-EMPLOYMENT

DATA	SIZE	BEGIN
D SE12226	3	3458
Person No. 101 - 999		
U Persons 15 years old and older		
V D .Not in universe		
D SE12228	3	3461
Person No. 101 - 199		
U Persons 15 years old and older		
V D .Not in universe		
D SE12230	3	3464
Person No. 101 - 999		
U Persons 15 years old and older		
V D .Not in universe		
D SE12232	1	3467
Was ... paid a regular salary from this business during the 4-month period		
U Persons 15 years old and older		
V D .Not in universe		
1 .Yes		
2 .No		
D SE12234	1	3468
Did ... receive any (other) income from the business during this 4 month period		
U Persons 15 years old and older		
V D .Not in universe		
1 .Yes		
2 .No		
D SE12236	1	3469
Check item S3		
Is "yes" marked in either SE12232 or SE12234		
U Persons 15 years old and older		
V D .Not in universe		
1 .Yes		
2 .No - skip to SE12250		
*		*
* The next 4 fields (SE12238 through		
* SE12244) contain business income by		
* month		
* *		
D SE12238	5	3470
What was the total amount of income		



SELF -EMPLOYMENT

- | DATA | SIZE | BEGIN |
|---|------|-------|
| <p>that ... received from this business last month (month 4).
Range = -9,33332.</p> | | |
| U Persons 15 years old and older | | |
| V -9. Not in universe | | |
| 0. None | | |
| D SE12240 | 5 | 3475 |
| <p>What was the total amount of income that ... received from this business 2 months ago (month 3).
Range = -9,33332.</p> | | |
| U Persons 15 years old and older | | |
| V -9. Not in universe | | |
| 0. None | | |
| D SE12242 | 5 | 3480 |
| <p>What was the total amount of income that ... received from this business 3 months ago (month 2).
Range = -9,33332.</p> | | |
| U Persons 15 years old and older | | |
| V -9. Not in universe | | |
| 0. None | | |
| D SE12244 | 5 | 3485 |
| <p>What was the total amount of income that ... received from this business 4 months ago (month 1).
Range = -9,33332.</p> | | |
| U Persons 15 years old and older | | |
| V -9. Not in universe | | |
| 0. None | | |
| D SE12246 | 1 | 3490 |
| <p>Check item B4
is "DK" marked in all parts of SE12238 to SE12244.</p> | | |
| U Persons 15 years old and older | | |
| V 0. Not in universe | | |
| 1. Yes | | |
| 2. No - skip to SE12250 | | |
| D SE12248 | 1 | 3491 |
| <p>If I were to call back later would you (or ...) be able to provide us with the amounts of income ...</p> | | |

SELF-EMPLOYMENT

DATA	SIZE	BEGIN
received in each of these months		
U Persons 15 years old and older		
V 0 .Not in universe		
1 .Yes		
2 .No		
D SE12250	1	3492
Check item 55		
Is this business incorporated		
U Persons 15 years old and older		
V 0 .Not in universe		
1 .Yes - skip to SE12262		
2 .No		
D SE12252	1	3493
Check item 56		
Has information about the net profit (or loss) for this business already been obtained by another household member		
U Persons 15 years old and older		
V 0 .Not in universe		
1 .Yes - skip to SE12262		
2 .No		
D SE12254	1	3494
Can...give an estimate of the net profit (or loss) during the 4-month period shown on the calendar		
U Persons 15 years old and older		
V 0 .Not in universe		
1 .Yes		
2 .No - skip to SE12262		
D SE12256	6	3495
What was the net profit (or loss) from this business during the 4-month period.		
Range = -33332,33332.		
U Persons 15 years old and older		
V 0 .Not in universe		
D SE12260	5	3501
About how much did ... earn from this business after expenses during the 4-month period.		
Range = -9,33332.		



SELF-EMPLOYMENT

DATA	SIZE	BEGIN
U Persons 15 years old and older		
V -9. Not in universe		
0. None		
*		*
*	Self-employment imputation flag	*
*		*
D SE1IMP01	1	3506
Self-employment imputation flag 1		
Imputation of field 'SE1000'		
V 0	.Not imputed	
1	.Imputed	
D SE1IMP02	1	3507
Self-employment imputation flag 2		
Imputation of field 'SE1100'		
V 0	.Not imputed	
1	.Imputed	
D SE1IMP03	1	3508
Self-employment imputation flag 3		
Imputation of field 'SE12214'		
V 0	.Not imputed	
1	.Imputed	
D SE1IMP04	1	3509
Self-employment imputation flag 4		
Imputation of field 'SE12218'		
V 0	.Not imputed	
1	.Imputed	
D SE1IMP05	1	3510
Self-employment imputation flag 5		
Imputation of field 'SE12220'		
V 0	.Not imputed	
1	.Imputed	
D SE1IMP06	1	3511
Self-employment imputation flag 6		
Imputation of field 'SE12222'		
V 0	.Not imputed	
1	.Imputed	
D SE1IMP07	1	3512
Self-employment imputation flag 7		
Imputation of field 'SE12232'		
V 0	.Not imputed	
1	.Imputed	

SELF-EMPLOYMENT

DATA	SIZE	BEGIN
D SE1IMP08	1	3513
Self-employment imputation flag 8		
Imputation of field 'SE12234'		
V 0	.Not imputed	
1	.Imputed	
D SE1IMP09	1	3514
Self-employment imputation flag 9		
Imputation of field 'SE12254'		
V 0	.Not imputed	
1	.Imputed	
D SE1IMP10	1	3515
Self-employment imputation flag 10		
Imputation of field 'SE12256'		
V 0	.Not imputed	
1	.Imputed	
D SE1IMP11	1	3516
Self-employment imputation flag 11		
Imputation of field 'SE12260'		
V 0	.Not imputed	
1	.Imputed	
D SE1CAL01	1	3517
Field 'SE12238' was imputed		
V 0	.Not calculated	
1	.Imputed input	
2	.No imputed input	
D SE1CAL02	1	3518
Field 'SE12240' was imputed		
V 0	.Not calculated	
1	.Imputed input	
2	.No imputed input	
D SE1CAL03	1	3519
Field 'SE12242' was imputed		
V 0	.Not calculated	
1	.Imputed input	
2	.No imputed input	
D SE1CAL04	1	3520
Field 'SE12244' was imputed		
V 0	.Not calculated	
1	.Imputed input	
2	.No imputed input	

SELF-EMPLOYMENT

DATA	SIZE	BEGIN
D SE2000	3	3521
Edited and imputed 3-digit occupation code. See appendix A-4		
U Persons 15 years old and older		
V 0 .Not in universe		
D SE2100	3	3524
Edited and imputed 3-digit industry code. See appendix A-5		
U Persons 15 years old and older		
V 0 .Not in universe		
* * * * *		
* The next 12 fields contain * * *		
* business income by months 1-4 * * *		
* * * * *		
D SE2WKS1	1	3527
Weeks with business this month (1).		
U Persons 15 years old and older		
V 0 .None		
1 .1 week		
2 .2 weeks		
3 .3 weeks		
4 .4 weeks		
5 .5 weeks		
9 .Not in universe		
D SE2WKS2	1	3528
Weeks with business this month (2).		
U Persons 15 years old and older		
V 0 .None		
1 .1 week		
2 .2 weeks		
3 .3 weeks		
4 .4 weeks		
5 .5 weeks		
9 .Not in universe		
D SE2WKS3	1	3529
Weeks with business this month (3).		
U Persons 15 years old and older		
V 0 .None		
1 .1 week		
2 .2 weeks		
3 .3 weeks		
4 .4 weeks		



SELF-EMPLOYMENT

DATA	SIZE	BEGIN
5 .5 weeks		
9 .Not in universe		
D SE2WKS4	1	3530
Weeks with business this month (4).		
U Persons 15 years old and older		
V 0 .None		
1 .1 week		
2 .2 weeks		
3 .3 weeks		
4 .4 weeks		
5 .5 weeks		
9 .Not in universe		
D SE2REC1	1	3531
Did this person receive income from this business this month (1)		
U Persons 15 years old and older		
V 0 .Not in universe		
1 .Yes		
2 .No		
D SE2REC2	1	3532
Did this person receive income from this business this month (2)		
U Persons 15 years old and older		
V 0 .Not in universe		
1 .Yes		
2 .No		
D SE2REC3	1	3533
Did this person receive income from this business this month (3)		
U Persons 15 years old and older		
V 0 .Not in universe		
1 .Yes		
2 .No		
D SE2REC4	1	3534
Did this person receive income from this business this month (4)		
U Persons 15 years old and older		
V 0 .Not in universe		
1 .Yes		
2 .No		
D SE2AMT1	5	3535
Amount of income received this month (1)		

SELF-EMPLOYMENT

DATA	SIZE	BEGIN
In dollars. Range = 0,33332.		
U Persons 15 years old and older		
V -9 .Not in universe		
D SE2AMT2	5	3540
Amount of income received this month (2)		
In dollars. Range = 0,33332.		
U Persons 15 years old and older		
V -9 .Not in universe		
D SE2AMT3	5	3545
Amount of income received this month (3)		
In dollars. Range = 0,33332.		
U Persons 15 years old and older		
V -9 .Not in universe		
D SE2AMT4	5	3550
Amount of income received this month (4)		
In dollars. Range = 0,33332.		
U Persons 15 years old and older		
V -9 .Not in universe		
D SE22202	1	3555
Check item S2 - business I.D. number		
U Persons 15 years old and older		
V 0 .Not answered		
7 .Not in universe		
D SE22212	2	3556
How many hours per week did ...		
usually work at this business		
total hours = -9,99.		
U Persons 15 years old and older		
V -9 .Not in universe		
0 .None		
D SE22214	1	3558
Do you think that the gross earnings		
of this business will be \$1,000 or		
more during the next 12 months		
U Persons 15 years old and older		
V 0 .Not in universe		
1 .Yes		
2 .No - skip to SE22260		
D SE22216	1	3559
Check item S2		

SELF-EMPLOYMENT

DATA	SIZE	BEGIN	
* Which members (were owners or * partners in this business) *			* * *
D SE22226	3	3564	
Person No. 101 - 999			
U Persons 15 years old and older			
V 0 .Not in universe			
D SE22228	3	3567	
Person No. 101 - 199			
U Persons 15 years old and older			
V 0 .Not in universe			
D SE22230	3	3570	
Person No. 101 - 999			
U Persons 15 years old and older			
V 0 .Not in universe			
D SE22232	1	3573	
Was ... paid a regular salary from this business during the 4-month period			
U Persons 15 years old and older			
V 0 .Not in universe			
1 .Yes			
2 .No			
D SE22234	1	3574	
Did ... receive any (other) income from the business during this 4 month period			
U Persons 15 years old and older			
V 0 .Not in universe			
1 .Yes			
2 .No			
D SE22236	1	3575	
Check item E3			
Is "yes" marked in either SE22232 or SE22234			
U Persons 15 years old and older			
V 0 .Not in universe			
1 .Yes			
2 .No - skip to SE22250			
* * The next 4 fields (SE22236 through * SE22244) contain business income			* * *



SELF-EMPLOYMENT

DATA	SIZE	BEGIN
* by month		*
*		*
D SE22238	5	3576
What was the total amount of income that ... received from this business last month (month 4). Range = -9,33332.		
U Persons 15 years old and older		
V -9. Not in universe		
0. None		
D SE22240	5	3581
What was the total amount of income that ... received from this business 2 months ago (month 3). Range = -9,33332.		
U Persons 15 years old and older		
V -9. Not in universe		
0. None		
D SE22242	5	3586
What was the total amount of income that ... received from this business 3 months ago (month 2). Range = -9,33332.		
U Persons 15 years old and older		
V -9. Not in universe		
0. None		
D SE22244	5	3591
What was the total amount of income that ... received from this business 4 months ago (month 1). Range = -9,33332.		
U Persons 15 years old and older		
V -9. Not in universe		
0. None		
D SE22246	1	3596
Check item S4		
Is "OK" marked in all parts of SE22238 to SE22244.		
U Persons 15 years old and older		
V 0. Not in universe		
1. Yes		
2. No - skip to SE22250		

SELF-EMPLOYMENT

DATA	SIZE	BEGIN
D SE22248	1	3597
If I were to call back later would you (or ...) be able to provide us with the amounts of income ... received in each of these months		
U Persons 15 years old and older		
V 0 .Not in universe		
1 .Yes		
2 .No		
D SE22250	1	3598
Check item S5		
Is this business incorporated		
U Persons 15 years old and older		
V 0 .Not in universe		
1 .Yes - skip to SE22262		
2 .No		
D SE22252	1	3599
Check item S6		
Has information about the net profit (or loss) for this business already been obtained by another household member		
U Persons 15 years old and older		
V 0 .Not in universe		
1 .Yes - skip to SE22262		
2 .No		
D SE22254	1	3600
Can...give an estimate of the net profit (or loss) during the 4-month period shown on the calendar		
U Persons 15 years old and older		
V 0 .Not in universe		
1 .Yes		
2 .No - skip to SE22262		
D SE22256	6	3601
What was the net profit (or loss) from this business during the 4-month period.		
Range = -33332,33332.		
U Persons 15 years old and older		
V 0 .Not in universe		
D SE22260	5	3607
About how much did ... earn from		

SELF-EMPLOYMENT

DATA	SIZE	BEGIN
this business after expenses during the 4-month period. Range = -9,33332.		
U Persons 15 years old and older		
V -9 .Not in universe		
0 .None		
*		*
*	Self-employment imputation flags	*
*		*
D SEZIMP01	1	3612
Self-employment imputation flag 1		
Imputation of field 'SEZ0CC'		
V 0 .Not imputed		
1 .Imputed		
D SEZIMP02	1	3613
Self-employment imputation flag 2		
Imputation of field 'SEZIND'		
V 0 .Not imputed		
1 .Imputed		
D SEZIMP03	1	3614
Self-employment imputation flag 3		
Imputation of field 'SEZZ214'		
V 0 .Not imputed		
1 .Imputed		
D SEZIMP04	1	3615
Self-employment imputation flag 4		
Imputation of field 'SEZZ218'		
V 0 .Not imputed		
1 .Imputed		
D SEZIMP05	1	3616
Self-employment imputation flag 5		
Imputation of field 'SEZZ220'		
V 0 .Not imputed		
1 .Imputed		
D SEZIMP06	1	3617
Self-employment imputation flag 6		
Imputation of field 'SEZZ222'		
V 0 .Not imputed		
1 .Imputed		
D SEZIMP07	1	3618
Self-employment imputation flag 7		

SELF-EMPLOYMENT

DATA	SIZE	BEGIN
Imputation of field 'SEZZZ32'		
V 0		.Not imputed
1		.Imputed
D SEZIMP08	1	3619
Self-employment imputation flag 8		
Imputation of field 'SEZZZ34'		
V 0		.Not imputed
1		.Imputed
D SEZIMP09	1	3620
Self-employment imputation flag 9		
Imputation of field 'SEZZZ54'		
V 0		.Not imputed
1		.Imputed
D SEZIMP10	1	3621
Self-employment imputation flag 10		
Imputation of field 'SEZZZ56'		
V 0		.Not imputed
1		.Imputed
D SEZIMP11	1	3622
Self-employment imputation flag 11		
Imputation of field 'SEZZZ60'		
V 0		.Not imputed
1		.Imputed
D SEZCAL01	1	3623
Field 'SEZZZ38' was imputed		
V 0		.Not calculated
1		.Imputed input
2		.No imputed input
D SEZCAL02	1	3624
Field 'SEZZZ40' was imputed		
V 0		.Not calculated
1		.Imputed input
2		.No imputed input
D SEZCAL03	1	3625
Field 'SEZZZ42' was imputed		
V 0		.Not calculated
1		.Imputed input
2		.No imputed input
D SEZCAL04	1	3626
Field 'SEZZZ44' was imputed		

SELF-EMPLOYMENT

DATA	SIZE	BEGIN
V 0	.Not calculated	
1	.Imputed input	
2	.No imputed input	



GENERAL TYPE 1

DATA	SIZE	BEGIN
D ID1REC1	1	3627
Recipiency of Social Security income. Month 1 of the reference period		
U Persons 15 years old or older		
V 0.Not in universe		
1.Yes		
2.No		
D ID1REC2	1	3628
Recipiency of Social Security income. Month 2 of the reference period		
U Persons 15 years old or older		
V 0.Not in universe		
1.Yes		
2.No		
D ID1REC3	1	3629
Recipiency of Social Security income. Month 3 of the reference period		
U Persons 15 years old or older		
V 0.Not in universe		
1.Yes		
2.No		
D ID1REC4	1	3630
Recipiency of Social Security income. Month 4 of the reference period		
U Persons 15 years old or older		
V 0.Not in universe		
1.Yes		
2.No		
D ID1AMT1	5	3631
Amount of Social Security income received.		
Month 1 of the reference period		
Range = -9,33332		
U Persons 15 years old or older		
V -9.Not in universe		
D ID1AMT2	5	3636
Amount of Social Security income received.		
Month 2 of the reference period		
Range = -9,33332		
U Persons 15 years old or older		
V -9 .Not in universe		

DATA	SIZE	BEGIN
D ID1AMT3	5	3641
Amount of Social Security income received.		
Month 3 of the reference period		
Range = -9,33332		
U Persons 15 years old or older		
V -9 .Not in universe		
D ID1AMT4	5	3646
Amount of Social Security income received.		
Month 4 of the reference period		
Range = -9,33332		
U Persons 15 years old or older		
V -9 .Not in universe		
D KIDSSYN1	1	3651
Reciprocity of Social Security income for children. Month 1 of the reference period		
U Children age 0-17 years old		
V 0 .Not in universe		
1 .Yes		
2 .No		
D KIDSSYN2	1	3652
Reciprocity of Social Security income for children. Month 2 of the reference period		
U Children age 0-17 years old		
V 0 .Not in universe		
1 .Yes		
2 .No		
D KIDSSYN3	1	3653
Reciprocity of Social Security income for children. Month 3 of the reference period		
U Children age 0-17 years old		
V 0 .Not in universe		
1 .Yes		
2 .No		
D KIDSSYN4	1	3654
Reciprocity of Social Security income for children. Month 4 of the reference period		

GENERAL TYPE 1

DATA	SIZE	BEGIN
U Children age 0-17 years old		
V 0		.Not in universe
1		.Yes
2		.No
D KDSSAMT1	4	3655
Amount of Social Security income received for children. Month 1 of the reference period		
Range = -9,5000		
U Children age 0-17 years old		
V -9		.Not in universe
D KDSSAMT2	4	3659
Amount of Social Security income received for children. Month 2 of the reference period		
Range = -9,5000		
U Children age 0-17 years old		
V -9		.Not in universe
D KDSSAMT3	4	3663
Amount of Social Security income received for children. Month 3 of the reference period		
Range = -9,5000		
U Children age 0-17 years old		
V -9		.Not in universe
D KDSSAMT4	4	3667
Amount of Social Security income received for children. Month 4 of the reference period		
Range = -9,5000		
U Children age 0-17 years old		
V -9		.Not in universe
D SSRECIIND	1	3671
Social Security reciprocity indicator		
U All persons, including children		
V 0		.Not in universe
1		.Adult benefits received in own name only
2		.Only adult benefits received jointly with spouse
3		.Only child benefits received
4		.Adult benefits received in own name and child benefits received

DATA	SIZE	BEGIN
5 .Adult benefits received jointly with spouse and child benefits recieved		
D SS3004	1	3672
Check item A2		
Is ... a designated parent or guardian of children under age 16		
U Persons 15 years or older		
V 0 .Not in universe		
1 .Yes		
2 .No		
D SS3006	1	3673
During this 4-month period, were any separate payments from Social Security received especially for the children		
U Persons 15 years or older receiving Social Security		
V 0 .Not in universe		
1 .Yes		
2 .No		
D SS3008	1	3674
Did ... also receive a separate payment for (himself/herself) during any of these months		
U Persons 15 years or older receiving Social Security		
V 0 .Not in universe		
1 .Yes		
2 .No		
D SS3012	1	3675
Did ... receive Social Security jointly with ...'s spouse		
U Married persons 15 years or older receiving Social Security		
V 0 .Not in universe		
1 .Yes		
2 .No		
D SS3014	1	3676
Check item A4		
Has information about the amount received by ... from Social Security been recorded during an interview for ...'s spouse		

GENERAL TYPE 1

DATA	SIZE	BEGIN
U Married persons 15 years or older receiving Social Security		
V 0 .Not in universe		
1 .Yes - skip to next ISS code		
2 .No		
D SS3064	2	3677
Social Security sends out two types of checks; which color check does ... receive.		
Range = -1,3		
U Persons 15 years or older receiving Social Security		
V 0 .Not in universe		
1 .Green		
2 .Gold		
3 .Other		
-1 .DK		
D SS3066	2	3679
Do ...'s payments usually come on the first of the month or the third.		
Range = -1,3		
U Persons 15 years or older receiving Social Security		
V 0 .Not in universe		
1 .First		
2 .Third		
3 .Other		
-1 .DK		
D SS3068	1	3681
Check item A7		
Were Social Security payments received especially for the children		
U Children age 0-17 years old receiving Social Security		
V 0 .Not in universe		
1 .Yes		
2 .No - skip to next ISS code		
D SS3086	1	3682
Were all children living here covered by these payments		
U Children age 0-17 years old receiving Social Security		
V 0 .Not in universe		

DATA	SIZE	BEGIN
1 .Yes - skip to next ISS code		
2 .No		
* * The next 6 fields (SS3088 through * SS3098) are possible answers to * the question: * * Which children were covered *		* * * * * *
D SS3088	3	3683
Person No. 101-999		
U Children age 0-17 years old receiving Social Security		
V 0 .Not in universe		
D SS3090	3	3686
Person No. 101-999		
U Children age 0-17 years old receiving Social Security		
V 0 .Not in universe		
D SS3092	3	3689
Person No. 101-999		
U Children age 0-17 years old receiving Social Security		
V 0 .Not in universe		
D SS3094	3	3692
Person No. 101-999		
U Children age 0-17 years old receiving Social Security		
V 0 .Not in universe		
D SS3096	3	3695
Person No. 101-999		
U Children age 0-17 years old receiving Social Security		
V 0 .Not in universe		
D SS3098	3	3698
Person No. 101-999		
U Children age 0-17 years old receiving Social Security		
V 0 .Not in universe		
D I01IMP01	1	3701
Social Security imputation flag 1		



GENERAL TYPE 1

DATA	SIZE	BEGIN
Imputation of field IQ1AMT1		
V 0		.Not imputed
1		.Imputed
D IQ1IMP02	1	3702
Social Security imputation flag 2		
Imputation of field IQ1AMT2		
V 0		.Not imputed
1		.Imputed
D IQ1IMP03	1	3703
Social Security imputation flag 3		
Imputation of field IQ1AMT3		
V 0		.Not imputed
1		.Imputed
D IQ1IMP04	1	3704
Social Security imputation flag 4		
Imputation of field IQ1AMT4		
V 0		.Not imputed
1		.Imputed
D IQ1IMP05	1	3705
Social Security imputation flag 5		
Imputation of field SS3C05		
V 0		.Not imputed
1		.Imputed
D IQ1IMP06	1	3706
Social Security imputation flag 6		
Imputation of field KQSSAMT1		
V 0		.Not imputed
1		.Imputed
D IQ1IMP07	1	3707
Social Security imputation flag 7		
Imputation of field KQSSAMT2		
V 0		.Not imputed
1		.Imputed
D IQ1IMP08	1	3708
Social Security imputation flag 8		
Imputation of field KQSSAMT3		
V 0		.Not imputed
1		.Imputed
D IQ1IMP09	1	3709
Social Security imputation flag 9		



DATA	SIZE	BEGIN
Imputation of field KOSSAMT4		
V 0		.Not imputed
1		.Imputed
D IO2REC1	1	3710
Reciprocity of railroad retirement income. Month 1 of the reference period		
U		Persons 40 years old and older
V 0		.Not in universe
1		.Yes
2		.No
D IO2REC2	1	3711
Reciprocity of railroad retirement income. Month 2 of the reference period		
U		Persons 40 years old or older
V 0		.Not in universe
1		.Yes
2		.No
D IO2REC3	1	3712
Reciprocity of railroad retirement income. Month 3 of the reference period		
U		Persons 40 years old or older
V 0		.Not in universe
1		.Yes
2		.No
D IO2REC4	1	3713
Reciprocity of railroad retirement income. Month 4 of the reference period		
U		Persons 40 years old or older
V 0		.Not in universe
1		.Yes
2		.No
D IO2AMT1	5	3714
Amount of railroad retirement income received. Month 1 of the reference period		
Range = -9,33332		
U		Persons 40 years old or older
V -9		.Not in universe

GENERAL TYPE 1

DATA	SIZE	BEGIN
D IQZAMT2	5	3719
Amount of railroad retirement income received. Month 2 of the reference period		
Range = -9,33332		
U Persons 40 years old or older		
V -9 .Not in universe		
D IQZAMT3	5	3724
Amount of railroad retirement income received. Month 3 of the reference period		
Range = -9,33332		
U Persons 40 years old or older		
V -9 .Not in universe		
D IQZAMT4	5	3729
Amount of railroad retirement income received. Month 4 of the reference period		
Range = -9,33332		
U Persons 40 years old or older		
V -9 .Not in universe		
D KIDRRYN1	1	3734
Reciprocity of railroad retirement income for children. Month 1 of the reference period		
U Children age 0-17 years old		
V 0 .Not in universe		
1 .Yes		
2 .No		
D KIDRRYN2	1	3735
Reciprocity of railroad retirement income for children. Month 2 of the reference period		
U Children age 0-17 years old		
V 0 .Not in universe		
1 .Yes		
2 .No		
D KIDRRYN3	1	3736
Reciprocity of railroad retirement income for children. Month 3 of the reference period		
U Children age 0-17 years old		

DATA	SIZE	BEGIN
V 0 .Not in universe 1 .Yes 2 .No		
D KIDRRYN4	1	3737
Reciprocity of railroad retirement income for children. Month 4 of the reference period		
U Children age 0-17 years old		
V 0 .Not in universe 1 .Yes 2 .No		
D KDRRAMT1	4	3736
Amount of railroad retirement income received for children. Month 1 of the reference period		
Range = -9,5000. In dollars.		
U Children age 0-17 years old		
V -9 .Not in universe		
D KDRRAMT2	4	3742
Amount of railroad retirement income received for children. Month 2 of the reference period		
Range = -9,5000. In dollars.		
U Children age 0-17 years old		
V -9 .Not in universe		
D KDRRAMT3	4	3746
Amount of railroad retirement income received for children. Month 3 of the reference period		
Range = -9,5000. In dollars.		
U Children age 0-17 years old		
V -9 .Not in universe		
D KDRRAMT4	4	3750
Amount of railroad retirement income received for children. Month 4 of the reference period		
Range = -9,5000. In dollars.		
U Children age 0-17 years old		
V -9 .Not in universe		
D RRRECIND	1	3754
Railroad retirement reciprocity indicator		

GENERAL TYPE 1

DATA	SIZE	BEGIN
U All persons, including children		
V 0 .Not in universe		
1 .Adult benefits received in own name only		
2 .Only adult benefits received jointly with spouse		
3 .Only child benefits received		
4 .Adult benefits received in own name and child benefits received		
5 .Adult benefits received jointly with spouse and child benefits received		
D RR3004	1	3755
Check iter A2		
Is ... a designated parent or guardian of children under age 18		
U Persons 15 years or older		
V 0 .Not in universe		
1 .Yes		
2 .No		
D RR3006	1	3756
During this 4-month period, were any separate payments from railroad retirement received especially for the children		
U Persons 15 years or older receiving railroad retirement		
V 0 .Not in universe		
1 .Yes		
2 .No		
D RR3008	1	3757
Did ... also receive a separate payment for (himself/herself) during any of these months		
U Persons 15 years or older receiving railroad retirement		
V 0 .Not in universe		
1 .Yes		
2 .No		
D RR3012	1	3758
Did ... receive railroad retirement jointly with ...'s spouse		
U Married Persons 15 years or older receiving railroad retirement		
V 0 .Not in universe		

DATA	SIZE	BEGIN
1 .Yes		
2 .No		
D RR3014	1	3759
Check item A4		
Has information about the amount received by ... from railroad retirement been recorded during an interview for ...'s spouse		
U	Married persons 15 years or older receiving railroad retirement	
V 0	.Not in universe	
1	.Yes - skip to next ISS code	
2	.No	
D RR3064	2	3760
Railroad retirement sends out two types of checks; which color check does ... receive.		
Range = -1,3		
U	Persons age 15 years or older receiving railroad retirement	
V 0	.Not in universe	
1	.Green	
2	.Gold	
3	.Other	
-1	.DK	
D RR3066	2	3762
Do ...'s payments usually come on the first of the month or the third.		
Range = -1,3		
U	Persons age 15 years or older receiving railroad retirement	
V 0	.Not in universe	
1	.First	
2	.Third	
3	.Other	
-1	.DK	
D RR3068	1	3764
Check item A7		
Were railroad retirement payments received especially for the children		
U	Children age 0-17 years old receiving railroad retirement	
V 0	.Not in universe	

GENERAL TYPE 1

DATA	SIZE	BEGIN
1 .Yes		
2 .No - skip to next ISS code		
D RR3086	1	3765
Were all children living here covered by these payments		
U Children age 0-17 years old receiving railroad retirement		
V 0 .Not in universe		
1 .Yes - skip to next ISS code		
2 .No		
*		*
* The next 6 fields (RR3088 through		*
* RR3098) are possible answers to		*
* the question:		*
*		*
* Which children were covered		*
*		*
D RR3088	3	3766
Person No. 101-999		
U Children age 0-17 years old receiving railroad retirement		
V 0 .Not in universe		
D RR3090	3	3769
Person No. 101-999		
U Children age 0-17 years old receiving railroad retirement		
V 0 .Not in universe		
D RR3092	3	3772
Person No. 101-999		
U Children age 0-17 years old receiving railroad retirement		
V 0 .Not in universe		
D RR3094	3	3775
Person No. 101-999		
U Children age 0-17 years old receiving railroad retirement		
V 0 .Not in universe		
D RR3096	3	3778
Person No. 101-999		
U Children age 0-17 years old receiving railroad retirement		
V 0 .Not in universe		

DATA	SIZE	BEGIN
D RR3098	3	3781
Person No. 101-999		
U	Children age 0-17 years old receiving railroad retirement	
V 0	.Not in universe	
D IOZIMPO1	1	3784
Railroad retirement imputation flag 1		
Imputation of field IOZAMT1		
V 0	.Not imputed	
1	.Imputed	
D IOZIMPO2	1	3785
Railroad retirement imputation flag 2		
Imputation of field IOZAMT2		
V 0	.Not imputed	
1	.Imputed	
D IOZIMPO3	1	3786
Railroad retirement imputation flag 3		
Imputation of field IOZAMT3		
V 0	.Not imputed	
1	.Imputed	
D IOZIMPO4	1	3787
Railroad retirement imputation flag 4		
Imputation of field IOZAMT4		
V 0	.Not imputed	
1	.Imputed	
D IOZIMPO5	1	3788
Railroad retirement imputation flag 5		
Imputation of field RR3008		
V 0	.Not imputed	
1	.Imputed	
D IOZIMPO6	1	3789
Railroad retirement imputation flag 6		
Imputation of field KDRRAMT1		
V 0	.Not imputed	
1	.Imputed	
D IOZIMPO7	1	3790
Railroad retirement imputation flag 7		
Imputation of field KDRRAMT2		
V 0	.Not imputed	
1	.Imputed	

GENERAL TYPE 1

DATA	SIZE	BEGIN
D IOZIMP08	1	3791
Railroad retirement imputation flag 8		
Imputation of field KORRAMT3		
V 0	.Not imputed	
1	.Imputed	
D IOZIMP09	1	3792
Railroad retirement imputation flag 9		
Imputation of field KORRAMT4		
V 0	.Not imputed	
1	.Imputed	
D IO3REC1	1	3793
Reciprocity of Federal SSI income.		
Month 1 of the reference period		
U	Persons 15 years old or older	
V 0	.Not in universe	
1	.Yes	
2	.No	
D IO3REC2	1	3794
Reciprocity of Federal SSI income.		
Month 2 of the reference period		
U	Persons 15 years old or older	
V 0	.Not in universe	
1	.Yes	
2	.No	
D IO3REC3	1	3795
Reciprocity of Federal SSI income.		
Month 3 of the reference period		
U	Persons 15 years old or older	
V 0	.Not in universe	
1	.Yes	
2	.No	
D IO3REC4	1	3796
Reciprocity of Federal SSI income.		
Month 4 of the reference period		
J	Persons 15 years old or older	
V 0	.Not in universe	
1	.Yes	
2	.No	
D IO3AMT1	5	3797
Amount of Federal SSI income received.		
Month 1 of the reference period		

DATA	SIZE	BEGIN
Range = -9,33332		
U Persons 15 years old or older		
V -9 .Not in universe		
D I03AMT2	5	3802
Amount of Federal SSI income received.		
Month 2 of the reference period		
Range = -9,33332		
U Persons 15 years old or older		
V -9 .Not in universe		
D I03AMT3	5	3807
Amount of Federal SSI income received.		
Month 3 of the reference period		
Range = -9,33332		
U Persons 15 years old or older		
V -9 .Not in universe		
D I03AMT4	5	3812
Amount of Federal SSI income received.		
Month 4 of the reference period		
Range = -9,33332		
U Persons 15 years old or older		
V -9 .Not in universe		
D I03IMP01	1	3817
Federal SSI imputation flag 1		
Imputation of field I03AMT1		
V 0 .Not imputed		
1 .Imputed		
D I03IMP02	1	3818
Federal SSI imputation flag 2		
Imputation of field I03AMT2		
V 0 .Not imputed		
1 .Imputed		
D I03IMP03	1	3819
Federal SSI imputation flag 3		
Imputation of field I03AMT3		
V 0 .Not imputed		
1 .Imputed		
D I03IMP04	1	3820
Federal SSI imputation flag 4		
Imputation of field I03AMT4		
V 0 .Not imputed		
1 .Imputed		

GENERAL TYPE 1

DATA	SIZE	BEGIN
D 105REC1	1	3821
Recipiency of State unemployment compensation income. Month 1 of the reference period		
U Persons 15 years old or older		
V 0 .Not in universe		
1 .Yes		
2 .No		
D 105REC2	1	3822
Recipiency of State unemployment compensation income. Month 2 of the reference period		
U Persons 15 years old or older		
V 0 .Not in universe		
1 .Yes		
2 .No		
D 105REC3	1	3823
Recipiency of State unemployment compensation income. Month 3 of the reference period		
U Persons 15 years old or older		
V 0 .Not in universe		
1 .Yes		
2 .No		
D 105REC4	1	3824
Recipiency of State unemployment compensation income. Month 4 of the reference period		
U Persons 15 years old or older		
V 0 .Not in universe		
1 .Yes		
2 .No		
D 105AMT1	5	3825
Amount of State unemployment compensation income received. Month 1 of the reference period Range = -9,33332		
U Persons 15 years old or older		
V -9 .Not in universe		
D 105AMT2	5	3830
Amount of State unemployment compensation income received.		

DATA	SIZE	BEGIN
Month 2 of the reference period Range = -9,33332		
U		Persons 15 years old or older
V		-9 .Not in universe
D	5	3835
Amount of State unemployment compensation income received. Month 3 of the reference period Range = -9,33332		
U		Persons 15 years old or older
V		-9 .Not in universe
D	5	3840
Amount of State unemployment compensation income received. Month 4 of the reference period Range = -9,33332		
U		Persons 15 years old or older
V		-9 .Not in universe
D	1	3845
State unemployment compensation imputation flag 1 Imputation of field I05AMT1		
V	0	.Not imputed
	1	.Imputed
D	1	3846
State unemployment compensation imputation flag 2 Imputation of field I05AMT2		
V	0	.Not imputed
	1	.Imputed
D	1	3847
State unemployment compensation imputation flag 3 Imputation of field I05AMT3		
V	0	.Not imputed
	1	.Imputed
D	1	3848
State unemployment compensation imputation flag 4 Imputation of field I05AMT4		
V	0	.Not imputed
	1	.Imputed

GENERAL TYPE 1

DATA	SIZE	BEGIN
D IO6REC1	1	3849
Reciency of supplemental unemployment benefits. Month 1 of the reference period		
U Persons 15 years old or older		
V 0 .Not in universe		
1 .Yes		
2 .No		
D IO6REC2	1	3850
Reciency of supplemental unemployment benefits. Month 2 of the reference period		
U Persons 15 years old or older		
V 0 .Not in universe		
1 .Yes		
2 .No		
D IO6REC3	1	3851
Reciency of supplemental unemployment benefits. Month 3 of the reference period		
U Persons 15 years old or older		
V 0 .Not in universe		
1 .Yes		
2 .No		
D IO6REC4	1	3852
Reciency of supplemental unemployment benefits. Month 4 of the reference period		
U Persons 15 years old or older		
V 0 .Not in universe		
1 .Yes		
2 .No		
D IO6AMT1	5	3853
Amount of supplemental unemployment benefits. Month 1 of the reference period		
Range = -9,33332		
U Persons 15 years old or older		
V -9 .Not in universe		
D IO6AMT2	5	3858
Amount of supplemental unemployment benefits. Month 2 of the reference		

DATA	SIZE	BEGIN
period		
Range = -9,33332		
U Persons 15 years old or older		
V -9 .Not in universe		
D IQ6AMT3	5	3863
Amount of supplemental unemployment benefits. Month 3 of the reference period		
Range = -9,33332		
U Persons 15 years old or older		
V -9 .Not in universe		
D IQ6AMT4	5	3868
Amount of supplemental unemployment benefits. Month 4 of the reference period		
Range = -9,33332		
U Persons 15 years old or older		
V -9 .Not in universe		
D IQ6IMP01	1	3873
Supplemental unemployment benefits imputation flag 1		
Imputation of field IQ6AMT1		
V 0 .Not imputed		
1 .Imputed		
D IQ6IMP02	1	3874
Supplemental unemployment benefits imputation flag 2		
Imputation of field IQ6AMT2		
V 0 .Not imputed		
1 .Imputed		
D IQ6IMP03	1	3875
Supplemental unemployment benefits imputation flag 3		
Imputation of field IQ6AMT3		
V 0 .Not imputed		
1 .Imputed		
D IQ6IMP04	1	3876
Supplemental unemployment benefits imputation flag 4		
Imputation of field IQ6AMT4		
V 0 .Not imputed		
1 .Imputed		

GENERAL TYPE 1

DATA	SIZE	BEGIN
D 107REC1	1	3877
Reciprocity of other unemployment compensation. Month 1 of the reference period		
U Persons 15 years old or older		
V 0 .Not in universe		
1 .Yes		
2 .No		
D 107REC2	1	3878
Reciprocity of other unemployment compensation. Month 2 of the reference period		
U Persons 15 years old or older		
V 0 .Not in universe		
1 .Yes		
2 .No		
D 107REC3	1	3879
Reciprocity of other unemployment compensation. Month 3 of the reference period		
U Persons 15 years old or older		
V 0 .Not in universe		
1 .Yes		
2 .No		
D 107REC4	1	3880
Reciprocity of other unemployment compensation. Month 4 of the reference period		
U Persons 15 years old or older		
V 0 .Not in universe		
1 .Yes		
2 .No		
D 107AMT1	5	3881
Amount of other unemployment compensation received.		
Month 1 of the reference period		
Range = -9.33332		
U Persons 15 years old or older		
V -9 .Not in universe		
D 107AMT2	5	3886
Amount of other unemployment compensation income received.		

DATA	SIZE	BEGIN
Month 2 of the reference period		
Range = -9,33332		
U Persons 15 years old or older		
V -9 .Not in universe		
D I07AMT3	5	3871
Amount of other unemployment compensation received.		
Month 3 of the reference period		
Range = -9,33332		
U Persons 15 years old or older		
V -9 .Not in universe		
D I07AMT4	5	3876
Amount of other unemployment compensation received.		
Month 4 of the reference period		
Range = -9,33332		
U Persons 15 years old or older		
V -9 .Not in universe		
D I07IMP01	1	3901
Other unemployment compensation imputation flag 1		
Imputation of field I07AMT1		
V 0 .Not imputed		
1 .Imputed		
D I07IMP02	1	3902
Other unemployment compensation imputation flag 2		
Imputation of field I07AMT2		
V 0 .Not imputed		
1 .Imputed		
D I07IMP03	1	3903
Other unemployment compensation imputation flag 3		
Imputation of field I07AMT3		
V 0 .Not imputed		
1 .Imputed		
D I07IMP04	1	3904
Other unemployment compensation imputation flag 4		
Imputation of field I07AMT4		
V 0 .Not imputed		
1 .Imputed		

GENERAL TYPE 1

DATA	SIZE	BEGIN
D IOBREC1	1	3905
Recipiency of Veterans compensation or pension income. Month 1 of the reference period		
U Persons 15 years old and older		
V 0 .Not in universe		
1 .Yes		
2 .No		
D IOBREC2	1	3906
Recipiency of Veterans compensation or pension income. Month 2 of the reference period		
U Persons 15 years old and older		
V 0 .Not in universe		
1 .Yes		
2 .No		
D IOBREC3	1	3907
Recipiency of Veterans compensation or pension income. Month 3 of the reference period		
U Persons 15 years old and older		
V 0 .Not in universe		
1 .Yes		
2 .No		
D IOBREC4	1	3908
Recipiency of Veterans compensation or pension income. Month 4 of the reference period		
U Persons 15 years old and older		
V 0 .Not in universe		
1 .Yes		
2 .No		
D IOBAMT1	5	3909
Amount of Veterans compensation or pension income received. Month 1 of the reference period		
Range = -9,33332		
U Persons 15 years old and older		
V -9 .Not in universe		
D IOBAMT2	5	3914
Amount of Veterans compensation or pension income received. Month 2		



DATA	SIZE	BEGIN
		of the reference period
		Range = -9,33332
U		Persons 15 years old and older
V		-9 .Not in universe
D	5	3919
		Amount of Veterans compensation or pension income received. Month 3 of the reference period
		Range = -9,33332
U		Persons 15 years old and older
V		-9 .Not in universe
D	5	3924
		Amount of Veterans compensation or pension income received. Month 4 of the reference period
		Range = -9,33332
U		Persons 15 years old and older
V		-9 .Not in universe
D	1	3929
		Were all the people living here covered by ...'s payments
U		Persons age 15 years or older receiving Veterans compensation or pension
V		0 .Not in universe
		1 .Yes - skip to next income source
		2 .No
*		*
*		* The next 10 fields (VET3036 through
*		* VET3054) are possible answers to the
*		* question:
*		*
*		* Which persons were covered
*		*
D	3	3930
		Person No. 101-999
U		All persons, including children, receiving Veterans compensation or pension
V		0 .Not in universe
D	3	3933
		Person No. 101-999
U		All persons, including children,

GENERAL TYPE 1

DATA	SIZE	BEGIN
receiving Veterans compensation or pension		
V D .Not in universe		
D VET3040	3	3936
Person No. 101-999		
U All persons, including children, receiving Veterans compensation or pension		
V D .Not in universe		
D VET3042	3	3939
Person No. 101-999		
U All persons, including children, receiving Veterans compensation or pension		
V D .Not in universe		
D VET3044	3	3942
Person No. 101-999		
U All persons, including children, receiving Veterans compensation or pension		
V D .Not in universe		
D VET3046	3	3945
Person No. 101-999		
U All persons, including children, receiving Veterans compensation or pension		
V D .Not in universe		
D VET3048	3	3948
Person No. 101-999		
U All persons, including children, receiving Veterans compensation or pension		
V D .Not in universe		
D VET3050	3	3951
Person No. 101-999		
U All persons, including children, receiving Veterans compensation or pension		
V D .Not in universe		
D VET3052	3	3954
Person No. 101-999		

DATA	SIZE	BEGIN
U All persons, including children, receiving Veterans compensation or pension		
V 0 .Not in universe		
D VET3054	3	3957
Person No. 101-999		
U All persons, including children, receiving Veterans compensation or pension		
V 0 .Not in universe		
D VET3060	2	3960
Is ... required to fill out an annual income questionnaire for the Veterans Administration		
U Persons age 15 years or older receiving Veterans compensation or pension		
V 0 .Not in universe		
1 .Yes - skip to next ISS code		
2 .No - skip to next ISS code		
-1 .OK - skip to next ISS code		
D IOBIMP01	1	3962
Veterans compensation or pension imputation flag 1		
Imputation of field IOBAMT1		
V 0 .Not imputed		
1 .Imputed		
D IOBIMP02	1	3963
Veterans compensation or pension imputation flag 2		
Imputation of field IOBAMT2		
V 0 .Not imputed		
1 .Imputed		
D IOBIMP03	1	3964
Veterans compensation or pension imputation flag 3		
Imputation of field IOBAMT3		
V 0 .Not imputed		
1 .Imputed		
D IOBIMP04	1	3965
Veterans compensation or pension imputation flag 4		

GENERAL TYPE 1

DATA	SIZE	BEGIN
Imputation of field IOBAMT4		
V 0		.Not imputed
1		.Imputed
D I10REC1	1	3966
Reciprocity of workers compensation, Month 1 of the reference period		
U Persons 15 years old and older		
V 0		.Not in universe
1		.Yes
2		.No
D I10REC2	1	3967
Reciprocity of workers compensation, Month 2 of the reference period		
U Persons 15 years old and older		
V 0		.Not in universe
1		.Yes
2		.No
D I10REC3	1	3968
Reciprocity of workers compensation, Month 3 of the reference period		
U Persons 15 years old and older		
V 0		.Not in universe
1		.Yes
2		.No
D I10REC4	1	3969
Reciprocity of workers compensation, Month 4 of the reference period		
U Persons 15 years old and older		
V 0		.Not in universe
1		.Yes
2		.No
D I10AMT1	5	3970
Amount of workers compensation received, Month 1 of the reference period		
Range = -9,33332		
U Persons 15 years old and older		
V -9		.Not in universe
D I10AMT2	5	3975
Amount of workers compensation received, Month 2 of the reference period		
Range = -9,33332		

DATA	SIZE	BEGIN
U Persons 15 years old and older V -9 .Not in universe		
D I10AMT3 Amount of workers compensation received. Month 3 of the reference period Range = -9,33332	5	3990
U Persons 15 years old and older V -9 .Not in universe		
D I10AMT4 Amount of workers compensation received. Month 4 of the reference period Range = -9,33332	5	3985
U Persons 15 years old and older V -9 .Not in universe		
D I10IMP01 Workers compensation imputation flag 1 Imputation of field I10AMT1	1	3990
V 0 .Not imputed 1 .Imputed		
D I10IMP02 Workers compensation imputation flag 2 Imputation of field I10AMT2	1	3991
V 0 .Not imputed 1 .Imputed		
D I10IMP03 Workers compensation imputation flag 3 Imputation of field I10AMT3	1	3992
V 0 .Not imputed 1 .Imputed		
D I10IMP04 Workers compensation imputation flag 4 Imputation of field I10AMT4	1	3993
V 0 .Not imputed 1 .Imputed		
D I12REC1 Reciprocity of employer or union sickness payments. Month 1 of the reference period	1	3994
U Persons 15 years old and older V 0 .Not in universe		

GENERAL TYPE 1

DATA	SIZE	BEGIN
1 .Yes		
2 .No		
D I12REC2	1	3995
Reciency of employer or union sickness payments. Month 2 of the reference period		
U Persons 15 years old and older		
V 0 .Not in universe		
1 .Yes		
2 .No		
D I12REC3	1	3996
Reciency of employer or union sickness payments. Month 3 of the reference period		
U Persons 15 years old and older		
V 0 .Not in universe		
1 .Yes		
2 .No		
D I12REC4	1	3997
Reciency of employer or union sickness payments. Month 4 of the reference period		
U Persons 15 years old and older		
V 0 .Not in universe		
1 .Yes		
2 .No		
D I12AMT1	5	3998
Amount of employer or union sickness payments received. Month 1 of the reference period		
Range = -9,33332		
U Persons 15 years old and older		
V -9 .Not in universe		
D I12AMT2	5	4003
Amount of employer or union sickness payments received. Month 2 of the reference period		
Range = -9,33332		
U Persons 15 years old and older		
V -9 .Not in universe		
D I12AMT3	5	4008
Amount of employer or union sickness		

DATA	SIZE	BEGIN
		payments received. Month 3 of the reference period Range = -9,33332
U		Persons 15 years old and older
V		-9 .Not in universe
D I12AMT4	5	4013
		Amount of employer or union sickness payments received. Month 4 of the reference period Range = -9,33332
U		Persons 15 years old and older
V		-9 .Not in universe
D I12IMP01	1	4018
		Employer or union sickness plan imputation flag 1 Imputation of field I12AMT1
V 0		.Not imputed
1		.Imputed
D I12IMP02	1	4019
		Employer or union sickness plan imputation flag 2 Imputation of field I12AMT2
V 0		.Not imputed
1		.Imputed
D I12IMP03	1	4020
		Employer or union sickness plan imputation flag 3 Imputation of field I12AMT3
V 0		.Not imputed
1		.Imputed
D I12IMP04	1	4021
		Employer or union sickness plan imputation flag 4 Imputation of field I12AMT4
V 0		.Not imputed
1		.Imputed
D I13REC1	1	4022
		Reciprocity of private disability insurance income. Month 1 of the reference period
U		Persons 15 years old and older

GENERAL TYPE 1

DATA	SIZE	BEGIN
V 0 .Not in universe 1 .Yes 2 .No		
D I13REC2 Reciency of private disability insurance income. Month 2 of the reference period	1	4023
U Persons 15 years old and older		
V 0 .Not in universe 1 .Yes 2 .No		
D I13REC3 Reciency of private disability insurance income. Month 3 of the reference period	1	4024
U Persons 15 years old and older		
V 0 .Not in universe 1 .Yes 2 .No		
D I13REC4 Reciency of private disability insurance income. Month 4 of the reference period	1	4025
U Persons 15 years old and older		
V 0 .Not in universe 1 .Yes 2 .No		
D I13AMT1 Amount of private disability insurance income received. Month 1 of the reference period Range = -9,33332	5	4026
U Persons 15 years old or older		
V -9 .Not in universe		
D I13AMT2 Amount of private disability insurance income received. Month 2 of the reference period Range = -9,33332	5	4031
U Persons 15 years old or older		
V -9 .Not in universe		

DATA	SIZE	BEGIN
D I13AMT3	5	4036
Amount of private disability insurance income received, Month 3 of the reference period		
Range = -9,33332		
U	Persons 15 years old or older	
V	-9 .Not in universe	
D I13AMT4	5	4041
Amount of private disability insurance income received, Month 4 of the reference period		
Range = -9,33332		
U	Persons 15 years old and older	
V	-9 .Not in universe	
D I13IMP01	1	4046
Private disability insurance imputation flag 1		
Imputation of field I13AMT1		
V	0 .Not imputed	
	1 .Imputed	
D I13IMP02	1	4047
Private disability insurance imputation flag 2		
Imputation of field I13AMT2		
V	0 .Not imputed	
	1 .Imputed	
D I13IMP03	1	4048
Private disability insurance imputation flag 3		
Imputation of field I13AMT3		
V	0 .Not imputed	
	1 .Imputed	
D I13IMP04	1	4049
Private disability insurance imputation flag 4		
Imputation of field I13AMT4		
V	0 .Not imputed	
	1 .Imputed	
D I20REC1	1	4050
Reciprocity of AFDC income, Month 1 of the reference period		



GENERAL TYPE 1

DATA	SIZE	BEGIN
U Persons 15 years old or older		
V 0 .Not in universe		
1 .Yes		
2 .No		
D I20REC2	1	4051
Reciency of AFDC income.		
Month 2 of the reference period		
U Persons 15 years old or older		
V 0 .Not in universe		
1 .Yes		
2 .No		
D I20REC3	1	4052
Reciency of AFDC income.		
Month 3 of the reference period		
U Persons 15 years old or older		
V 0 .Not in universe		
1 .Yes		
2 .No		
D I20REC4	1	4053
Reciency of AFDC income.		
Month 4 of the reference period		
U Persons 15 years old or older		
V 0 .Not in universe		
1 .Yes		
2 .No		
D I20AMT1	5	4054
Amount of AFDC income received.		
Month 1 of the reference period		
Range = -9,99999		
U Persons 15 years old or older		
V -9 .Not in universe		
D G1-FILL1	1	4059
Filler		
D I20AMT2	5	4060
Amount of AFDC income received.		
Month 2 of the reference period		
Range = -9,99999		
U Persons 15 years old or older		
V -9 .Not in universe		
D G1-FILL2	1	4065
Filler		

GENERAL TYPE 1

DATA	SIZE	BEGIN
D I20AMT3	5	4066
Amount of AFDC income received. Month 3 of the reference period Range = -9,99999		
U Persons 15 years old or older		
V -9 .Not in universe		
D G1-FILL3	1	4071
Filler		
D I20AMT4	5	4072
Amount of AFDC income received. Month 4 of the reference period Range = -9,99999		
U Persons 15 years old or older		
V -9 .Not in universe		
D G1-FILL4	1	4077
Filler		
D AFDC3034	1	4078
Were all the people living here covered by ...'s payments		
U Persons age 15 years or older receiving AFDC		
V 0 .Not in universe		
1 .Yes - skip to next income source		
2 .No		
*		*
* The next 10 fields (AFDC3036 through		
* AFDC3054) are possible answers to		
* the question:		
*		*
* Which persons were covered		
*		*
D AFDC3036	3	4079
Person No. 101-999		
U All persons, including children, receiving AFDC		
V 0 .Not in universe		
D AFDC3038	3	4082
Person No. 101-999		
U All persons, including children, receiving AFDC		
V 0 .Not in universe		

GENERAL TYPE 1

DATA	SIZE	BEGIN
D AFDC3040 Person No. 101-999	3	4085
U All persons, including children, receiving AFDC		
V D .Not in universe		
D AFDC3042 Person No. 101-999	3	4088
U All persons, including children, receiving AFDC		
V D .Not in universe		
D AFDC3044 Person No. 101-999	3	4091
U All persons, including children, receiving AFDC		
V D .Not in universe		
D AFDC3046 Person No. 101-999	3	4094
U All persons, including children, receiving AFDC		
V D .Not in universe		
D AFDC3048 Person No. 101-999	3	4097
U All persons, including children, receiving AFDC		
V D .Not in universe		
D AFDC3050 Person No. 101-999	3	4100
U All persons, including children, receiving AFDC		
V G .Not in universe		
D AFDC3052 Person No. 101-999	3	4103
U All persons, including children, receiving AFDC		
V D .Not in universe		
D AFDC3054 Person No. 101-999	3	4106
U All persons, including children, receiving AFDC		
V D .Not in universe		

GENERAL TYPE 1

DATA	SIZE	BEGIN
D I20IMP01	1	4109
AFDC imputation flag 1		
Imputation of field I20AMT1		
V 0	.Not imputed	
1	.Imputed	
D I20IMP02	1	4110
AFDC imputation flag 2		
Imputation of field I20AMT2		
V 0	.Not imputed	
1	.Imputed	
D I20IMP03	1	4111
AFDC imputation flag 3		
Imputation of field I20AMT3		
V 0	.Not imputed	
1	.Imputed	
D I20IMP04	1	4112
AFDC imputation flag 4		
Imputation of field I20AMT4		
V 0	.Not imputed	
1	.Imputed	
D I21REC1	1	4113
Reciprocity of general assistance income.		
Month 1 of the reference period		
U Persons 15 years old or older		
V 0	.Not in universe	
1	.Yes	
2	.No	
D I21REC2	1	4114
Reciprocity of general assistance income.		
Month 2 of the reference period		
U Persons 15 years old or older		
V 0	.Not in universe	
1	.Yes	
2	.No	
D I21REC3	1	4115
Reciprocity of general assistance income.		
Month 3 of the reference period		
U Persons 15 years old or older		
V 0	.Not in universe	
1	.Yes	
2	.No	



GENERAL TYPE 1

DATA	SIZE	BEGIN
D IZ1REC4	1	4116
Reciprocity of general assistance income. Month 4 of the reference period		
U Persons 15 years old or older		
V 0 .Not in universe		
1 .Yes		
2 .No		
D IZ1AMT1	5	4117
Amount of general assistance income received. Month 1 of the reference period		
Range = -9,33332		
U Persons 15 years old or older		
V -9 .Not in universe		
D IZ1AMT2	5	4122
Amount of general assistance income received. Month 2 of the reference period		
Range = -9,33332		
U Persons 15 years old or older		
V -9 .Not in universe		
D IZ1AMT3	5	4127
Amount of general assistance income received. Month 3 of the reference period		
Range = -9,33332		
U Persons 15 years old or older		
V -9 .Not in universe		
D IZ1AMT4	5	4132
Amount of general assistance income received. Month 4 of the reference period		
Range = -9,33332		
U Persons 15 years old or older		
V -9 .Not in universe		
D SA3034	1	4137
Were all the people living here covered by ...'s payments		
U Persons age 15 years or older receiving general assistance income		
V 0 .Not in universe		
1 .Yes - skip to next income source		

GENERAL TYPE 1

DATA	SIZE	BEGIN
2 .No		
* The next 10 fields (GA3036 through GA3054) are possible answers to the question:		
* Which persons were covered		
D GA3036	3	4138
Person No. 101-999		
U All persons, including children, receiving general assistance income		
V 0 .Not in universe		
D GA3038	3	4141
U All persons, including children, receiving general assistance income		
V 0 .Not in universe		
D GA3040	3	4144
Person No. 101-999		
U All persons, including children, receiving general assistance income		
V 0 .Not in universe		
D GA3042	3	4147
Person No. 101-999		
U All persons, including children, receiving general assistance income		
V 0 .Not in universe		
D GA3044	3	4150
Person No. 101-999		
U All persons, including children, receiving general assistance income		
V 0 .Not in universe		
D GA3046	3	4153
Person No. 101-999		
U All persons, including children, receiving general assistance income		
V 0 .Not in universe		
D GA3048	3	4156
Person No. 101-999		
U All persons, including children,		

GENERAL TYPE 1

DATA	SIZE	BEGIN
receiving general assistance income		
V 0		.Not in universe
D GA3050	3	4159
Person No. 101-999		
U All persons, including children,		
receiving general assistance income		
V 0		.Not in universe
D GA3052	3	4162
Person No. 101-999		
U All persons, including children,		
receiving general assistance income		
V 0		.Not in universe
D GA3054	3	4165
Person No. 101-999		
U All persons, including children,		
receiving general assistance income		
V 0		.Not in universe
D I21IMP01	1	4168
General assistance imputation flag 1		
Imputation of field I21AMT1		
V 0		.Not imputed
1		.Imputed
D I21IMP02	1	4169
General assistance imputation flag 2		
Imputation of field I21AMT2		
V 0		.Not imputed
1		.Imputed
D I21IMP03	1	4170
General assistance imputation flag 3		
Imputation of field I21AMT3		
V 0		.Not imputed
1		.Imputed
D I21IMP04	1	4171
General assistance imputation flag 4		
Imputation of field I21AMT4		
V 0		.Not imputed
1		.Imputed
D I23REC1	1	4172
Reciprocity of foster child care		

DATA	SIZE	BEGIN
<p>payments. Month 1 of the reference period Month 1 of the reference period</p>		
U Persons 15 years old or older		
V 0 .Not in universe		
1 .Yes		
2 .No		
D I23REC2	1	4173
<p>Reciency of foster child care payments. Month 2 of the reference period</p>		
U Persons 15 years old or older		
V 0 .Not in universe		
1 .Yes		
2 .No		
D I23REC3	1	4174
<p>Reciency of foster child care payments. Month 3 of the reference period</p>		
U Persons 15 years old or older		
V 0 .Not in universe		
1 .Yes		
2 .No		
S I23REC4	1	4175
<p>Reciency of foster child care payments. Month 4 of the reference period</p>		
U Persons 15 years old or older		
V 0 .Not in universe		
1 .Yes		
2 .No		
D I23AMT1	5	4176
<p>Amount of foster child care payments received. Month 1 of the reference period</p>		
Range = -9,33332		
U Persons 15 years old or older		
V -9 .Not in universe		
D I23AMT2	5	4161
<p>Amount of foster child care payments received. Month 2 of the reference period</p>		

GENERAL TYPE 1

DATA	SIZE	BEGIN
Range = -9,33332		
U Persons 15 years old or older		
V -9 .Not in universe		
D 123AMT3	5	4166
Amount of foster child care payments received. Month 3 of the reference period		
Range = -9,33332		
U Persons 15 years old or older		
V -9 .Not in universe		
D 123AMT4	5	4191
Amount of foster child care payments received. Month 4 of the reference period		
Range = -9,33332		
U Persons 15 years old or older		
V -9 .Not in universe		
D FCC3034	1	4196
Were all the people living here covered by ...'s payments		
U Persons age 15 years or older receiving foster child care payments		
V 0 .Not in universe		
1 .Yes - skip to next income source		
2 .No		
*		*
* The next 10 fields (FCC3036 through FCC3054) are possible answers to the question:		
*		*
* Which persons were covered		
*		*
D FCC3036	3	4197
Person No. 101-999		
U All persons, including children, receiving foster child care payments		
V 0 .Not in universe		
D FCC3038	3	4200
Person No. 101-999		
U All persons, including children, receiving foster child care payments		
V 0 .Not in universe		

GENERAL TYPE 1

DATA	SIZE	BEGIN
D FCC3040	3	4203
Person No. 101-999		
U All persons, including children, receiving foster child care payments		
V 0 .Not in universe		
D FCC3042	3	4206
Person No. 101-999		
U All persons, including children, receiving foster child care payments		
V 0 .Not in universe		
D FCC3044	3	4209
Person No. 101-999		
U All persons, including children, receiving foster child care payments		
V 0 .Not in universe		
D FCC3046	3	4212
Person No. 101-999		
U All persons, including children, receiving foster child care payments		
V 0 .Not in universe		
D FCC3048	3	4215
U All persons, including children, receiving foster child care payments		
V 0 .Not in universe		
D FCC3050	3	4218
Person No. 101-999		
U All persons, including children, receiving foster child care payments		
V 0 .Not in universe		
D FCC3052	3	4221
Person No. 101-999		
U All persons, including children, receiving foster child care payments		
V 0 .Not in universe		
D FCC3054	3	4224
Person No. 101-999		
U All persons, including children, receiving foster child care payments		
V 0 .Not in universe		

GENERAL TYPE 1

DATA	SIZE	BEGIN
<input type="checkbox"/> I23IMP01	1	4227
Foster child care imputation flag 1 Imputation of field I23AMT1		
<input type="checkbox"/> 0	.Not imputed	
1	.Imputed	
<input type="checkbox"/> I23IMP02	1	4228
Foster child care imputation flag 2 Imputation of field I23AMT2		
<input type="checkbox"/> 0	.Not imputed	
1	.Imputed	
<input type="checkbox"/> I23IMP03	1	4229
Foster child care imputation flag 3 Imputation of field I23AMT3		
<input type="checkbox"/> 0	.Not imputed	
1	.Imputed	
<input type="checkbox"/> I23IMP04	1	4230
Foster child care imputation flag 4 Imputation of field I23AMT4		
<input type="checkbox"/> 0	.Not imputed	
1	.Imputed	
<input type="checkbox"/> I24REC1	1	4231
Reciprocity of other welfare. Month 1 of the reference period		
<input type="checkbox"/> U	Persons 15 years old or older	
<input type="checkbox"/> 0	.Not in universe	
1	.Yes	
2	.No	
<input type="checkbox"/> I24REC2	1	4232
Reciprocity of other welfare. Month 2 of the reference period		
<input type="checkbox"/> U	Persons 15 years old or older	
<input type="checkbox"/> 0	.Not in universe	
1	.Yes	
2	.No	
<input type="checkbox"/> I24REC3	1	4233
Reciprocity of other welfare. Month 3 of the reference period		
<input type="checkbox"/> U	Persons 15 years old or older	
<input type="checkbox"/> 0	.Not in universe	
1	.Yes	
2	.No	



GENERAL TYPE 1

DATA	SIZE	BEGIN
D I24REC4	1	4234
Reciency of other welfare.		
Month 4 of the reference period		
U	Persons 15 years old or older	
V	0 .Not in universe	
	1 .Yes	
	2 .No	
D I24AMT1	5	4235
Amount of other welfare received.		
Month 1 of the reference period		
Range = -9,33332		
U	Persons 15 years old or older	
V	-9 .Not in universe	
D I24AMT2	5	4240
Amount of other welfare received.		
Month 2 of the reference period		
Range = -9,33332		
U	Persons 15 years old or older	
V	-9 .Not in universe	
D I24AMT3	5	4245
Amount of other welfare received.		
Month 3 of the reference period		
Range = -9,33332		
U	Persons 15 years old or older	
V	-9 .Not in universe	
D I24AMT4	5	4250
Amount of other welfare received.		
Month 4 of the reference period		
Range = -9,33332		
U	Persons 15 years old or older	
V	-9 .Not in universe	
D OW3034	1	4255
Were all the people living here		
covered by ...'s payments		
U	Persons age 15 years or older receiving	
	other welfare	
V	0 .Not in universe	
	1 .Yes - skip to next income source	
	2 .No	
*		*
* The next 10 fields (OW3036 through		
* OW3054) are possible answers to the		
*		*

GENERAL TYPE 1

DATA	SIZE	BEGIN	
* question?			*
*			*
* Which persons were covered			*
*			*
D OW3036	3	4256	
Person No. 101-999			
U All persons, including children,			
receiving other welfare			
V 0 .Not in universe			
D OW3038	3	4259	
Person No. 101-999			
U All persons, including children,			
receiving other welfare			
V 0 .Not in universe			
D OW3040	3	4262	
Person No. 101-999			
U All persons, including children,			
receiving other welfare			
V 0 .Not in universe			
D OW3042	3	4265	
Person No. 101-999			
U All persons, including children,			
receiving other welfare			
V 0 .Not in universe			
D OW3044	3	4268	
Person No. 101-999			
U All persons, including children,			
receiving other welfare			
V 0 .Not in universe			
D OW3046	3	4271	
Person No. 101-999			
U All persons, including children,			
receiving other welfare			
V 0 .Not in universe			
D OW3048	3	4274	
Person No. 101-999			
U All persons, including children,			
receiving other welfare			
V 0 .Not in universe			

DATA	SIZE	BEGIN
D OW3050	3	4277
Person No. 101-999		
U All persons; including children; receiving other welfare		
V 0 .Not in universe		
D OW3052	3	4280
Person No. 101-999		
U All persons; including children; receiving other welfare		
V 0 .Not in universe		
D OW3054	3	4283
Person No. 101-999		
U All persons; including children; receiving other welfare		
V 0 .Not in universe		
D I24IMP01	1	4286
Other welfare imputation flag 1		
Imputation of field I24AMT1		
V 0 .Not imputed		
1 .Imputed		
D I24IMP02	1	4287
Other welfare imputation flag 2		
Imputation of field I24AMT2		
V 0 .Not imputed		
1 .Imputed		
D I24IMP03	1	4288
Other welfare imputation flag 3		
Imputation of field I24AMT3		
V 0 .Not imputed		
1 .Imputed		
D I24IMP04	1	4289
Other welfare imputation flag 4		
Imputation of field I24AMT4		
V 0 .Not imputed		
1 .Imputed		
D WIC3138	1	4290
Did ... receive any WIC vouchers last month. Month 4		
U Female 18 years old or older receiving WIC vouchers		

GENERAL TYPE 1

DATA	SIZE	BEGIN
V 9 .Not in universe		
0 .No		
1 .Yes		
D WIC3140	1	4291
Did ... receive any WIC vouchers		
2 months ago. Month 3		
U Female 15 years old or older receiving		
WIC vouchers		
V 9 .Not in universe		
0 .No		
1 .Yes		
D WIC3142	1	4292
Did ... receive any WIC vouchers		
3 months ago. Month 2		
J Female 15 years old or older receiving		
WIC vouchers		
V 9 .Not in universe		
0 .No		
1 .Yes		
D WIC3144	1	4293
Did ... receive any WIC vouchers		
4 months ago. Month 1		
U Female 15 years old or older receiving		
WIC vouchers		
V 9 .Not in universe		
0 .No		
1 .Yes		
D I2SIMP01	1	4294
WIC imputation flag 1		
Imputation of field WIC3138		
V 0 .Not imputed		
1 .Imputed		
D I2SIMP02	1	4295
WIC Imputation flag 2		
Imputation of field WIC3140		
V 0 .Not imputed		
1 .Imputed		
D I2SIMP03	1	4296
WIC imputation flag 3		
Imputation of field WIC3142		
V 0 .Not imputed		
1 .Imputed		

GENERAL TYPE 1

DATA	SIZE	BEGIN
D I25IMPE4	1	4297
WIC imputation flag 4		
Imputation of field WIC3144		
V 0	.Not imputed	
1	.Imputed	
D I27REC1	1	4298
Reciency of food stamps.		
Month 1 of the reference period		
U Persons 15 years old or older		
V 0	.Not in universe	
1	.Yes	
2	.No	
D I27REC2	1	4299
Reciency of food stamps.		
Month 2 of the reference period		
U Persons 15 years old or older		
V 0	.Not in universe	
1	.Yes	
2	.No	
D I27REC3	1	4300
Reciency of food stamps.		
Month 3 of the reference period		
U Persons 15 years old or older		
V 0	.Not in universe	
1	.Yes	
2	.No	
D I27REC4	1	4301
Reciency of food stamps.		
Month 4 of the reference period		
U Persons 15 years old or older		
V 0	.Not in universe	
1	.Yes	
2	.No	
D I27AMT1	5	4302
Amount of food stamps received.		
Month 1 of the reference period		
Range = -9,33332		
U Persons 15 years old or older		
V -9	.Not in universe	
D I27AMT2	5	4307
Amount of food stamps received.		



GENERAL TYPE 1

DATA	SIZE	BEGIN
Month 2 of the reference period Range = -9,33332		
U		Persons 15 years old or older
V	-9	.Not in universe
D 127AM73	5	4312
Amount of food stamps received. Month 3 of the reference period Range = -9,33332		
U		Persons 15 years old or older
V	-9	.Not in universe
D 127AM74	5	4317
Amount of food stamps received. Month 4 of the reference period Range = -9,33332		
U		Persons 15 years old or older
V	-9	.Not in universe
D FS3100	1	4322
Were all the people living here covered under ...'s food stamp allotment		
U		All persons, including children, covered by food stamp allotment
V	0	.Not in universe
	1	.Yes - skip to next income source
	2	.No
*		*
* The next 10 fields (FS3102 through		
* FS3120) are possible answers to the		
* question:		
*		*
* Which persons were covered		
*		*
D FS3102	3	4323
Person No. 101-999		
U		All persons, including children, covered by food stamp allotment
V	0	.Not in universe
D FS3104	3	4326
Person No. 101-999		
U		All persons, including children, covered by food stamp allotment
V	0	.Not in universe



GENERAL TYPE 1

DATA	SIZE	BEGIN
D FS3106 Person No. 101-999	3	4329
U All persons, including children, covered by food stamp allotment		
V 0 .Not in universe		
D FS3108 Person No. 101-999	3	4332
U All persons, including children, covered by food stamp allotment		
V 0 .Not in universe		
D FS3110 Person No. 101-999	3	4335
U All persons, including children, covered by food stamp allotment		
V 0 .Not in universe		
D FS3112 Person No. 101-999	3	4338
U All persons, including children, covered by food stamp allotment		
V 0 .Not in universe		
D FS3114 Person No. 101-999	3	4341
U All persons, including children, covered by food stamp allotment		
V 0 .Not in universe		
D FS3116 Person No. 101-999	3	4344
U All persons, including children, covered by food stamp allotment		
V 0 .Not in universe		
D FS3118 Person No. 101-999	3	4347
U All persons, including children, covered by food stamp allotment		
V 0 .Not in universe		
D FS3120 Person No. 101-999	3	4350
U All persons, including children, covered by food stamp allotment		
V 0 .Not in universe		

GENERAL TYPE 1

DATA	SIZE	BEGIN
D I27IMPD1	1	4353
Food stamp imputation flag 1		
Imputation of field I27AMT1		
V 0	.Not imputed	
1	.Imputed	
D I27IMPD2	1	4354
Food stamp imputation flag 2		
Imputation of field I27AMT2		
V 0	.Not imputed	
1	.Imputed	
D I27IMPD3	1	4355
Food stamp imputation flag 3		
Imputation of field I27AMT3		
V 0	.Not imputed	
1	.Imputed	
D I27IMPD4	1	4356
Food stamp imputation flag 4		
Imputation of field I27AMT4		
V 0	.Not imputed	
1	.Imputed	
D I28REC1	1	4357
Reciprocity of child support payments.		
Month 1 of the reference period		
U Persons 15 years old or older		
V 0	.Not in universe	
1	.Yes	
2	.No	
D I28REC2	1	4358
Reciprocity of child support payments.		
Month 2 of the reference period		
U Persons 15 years old or older		
V 0	.Not in universe	
1	.Yes	
2	.No	
D I28REC3	1	4359
Reciprocity of child support payments.		
Month 3 of the reference period		
U Persons 15 years old or older		
V 0	.Not in universe	
1	.Yes	
2	.No	

GENERAL TYPE 1

DATA	SIZE	BEGIN
D I28REC4	1	4360
Reciprocity of child support payments. Month 4 of the reference period U Persons 15 years old or older V 0 .Not in universe 1 .Yes 2 .No		
D I28AMT1	5	4361
Amount of child support payments received. Month 1 of the reference period Range = -9,33332 U Persons 15 years old or older V -9 .Not in universe		
D I28AMT2	5	4366
Amount of child support payments received. Month 2 of the reference period Range = -9,33332 U Persons 15 years old or older V -9 .Not in universe		
D I28AMT3	5	4371
Amount of child support payments received. Month 3 of the reference period Range = -9,33332 U Persons 15 years old or older V -9 .Not in universe		
D I28AMT4	5	4376
Amount of child support payments received. Month 4 of the reference period Range = -9,33332 U Persons 15 years old or older V -9 .Not in universe		
D I28IMP01	1	4381
Child support imputation flag 1 Imputation of field I28AMT1 V 0 .Not imputed 1 .Imputed		
D I28IMP02	1	4382
Child support imputation flag 2		

1

378

GENERAL TYPE 1

DATA	SIZE	BEGIN
Imputation of field I2BAMT2		
V 0		.Not imputed
1		.Imputed
D I2BIMP03	1	4383
Child support imputation flag 3		
Imputation of field I2BAMT3		
V 0		.Not imputed
1		.Imputed
D I2BIMP04	1	4384
Child support imputation flag 4		
Imputation of field I2BAMT4		
V 0		.Not imputed
1		.Imputed
D I29REC1	1	4385
Reciprocity of alimony payments.		
Month 1 of the reference period		
U Persons 15 years old or older		
V 0		.Not in universe
1		.Yes
2		.No
D I29REC2	1	4386
Reciprocity of alimony payments.		
Month 2 of the reference period		
U Persons 15 years old or older		
V 0		.Not in universe
1		.Yes
2		.No
D I29REC3	1	4387
Reciprocity of alimony payments.		
Month 3 of the reference period		
U Persons 15 years old or older		
V 0		.Not in universe
1		.Yes
2		.No
D I29REC4	1	4388
Reciprocity of alimony payments.		
Month 4 of the reference period		
U Persons 15 years old or older		
V 0		.Not in universe
1		.Yes
2		.No

DATA	SIZE	BEGIN
D I29AMT1	5	4389
Amount of alimony payments received, Month 1 of the reference period Range = -9,33332		
U Persons 15 years old or older		
V -9 .Not in universe		
D I29AMT2	5	4394
Amount of alimony payments received, Month 2 of the reference period Range = -9,33332		
U Persons 15 years old or older		
V -9 .Not in universe		
D I29AMT3	5	4399
Amount of alimony payments received, Month 3 of the reference period Range = -9,33332		
U Persons 15 years old or older		
V -9 .Not in universe		
D I29AMT4	5	4404
Amount of alimony payments received, Month 4 of the reference period Range = -9,33332		
U Persons 15 years old or older		
V -9 .Not in universe		
D I29IMP01	1	4409
Alimony payments imputation flag 1 Imputation of field I29AMT1		
V 0 .Not imputed		
1 .Imputed		
D I29IMP02	1	4410
Alimony payments imputation flag 2 Imputation of field I29AMT2		
V 0 .Not imputed		
1 .Imputed		
D I29IMP03	1	4411
Alimony payments imputation flag 3 Imputation of field I29AMT3		
V 0 .Not imputed		
1 .Imputed		
D I29IMP04	1	4412
Alimony payments imputation flag 4		

GENERAL TYPE 1

DATA	SIZE	BEGIN
Imputation of field 129AMT4		
V 0		.Not imputed
1		.Imputed
D I30REC1	1	4413
Reciprocity of company or union pension income. Month 1 of the reference period		
U Persons 40 years old or older		
V 0		.Not in universe
1		.Yes
2		.No
D I30REC2	1	4414
Reciprocity of company or union pension income. Month 2 of the reference period		
U Persons 40 years old or older		
V 0		.Not in universe
1		.Yes
2		.No
D I30REC3	1	4415
Reciprocity of company or union pension income. Month 3 of the reference period		
U Persons 40 years old or older		
V 0		.Not in universe
1		.Yes
2		.No
D I30REC4	1	4416
Reciprocity of company or union pension income. Month 4 of the reference period		
U Persons 40 years old or older		
V 0		.Not in universe
1		.Yes
2		.No
D I30AMT1	5	4417
Amount of company or union pension income received. Month 1 of the reference period		
Range = -9,33332		
U Persons 40 years old or older		
V -9		.Not in universe
D I30AMT2	5	4422
Amount of company or union pension		

.....

DATA	SIZE	BEGIN
income received. Month 2 of the reference period Range = -9,33332		
U Persons 40 years old or older		
V -9 .Not in universe		
D I30AMT3	5	4427
Amount of company or union pension income received. Month 3 of the reference period Range = -9,33332		
U Persons 40 years old or older		
V -9 .Not in universe		
D I30AMT4	5	4432
Amount of company or union pension income received. Month 4 of the reference period Range = -9,33332		
U Persons 40 years old or older		
V -9 .Not in universe		
D I30IMP01	1	4437
Company or union pension imputation flag 1 Imputation of field I30AMT1		
V 0 .Not imputed		
1 .Imputed		
D I30IMP02	1	4438
Company or union pension imputation flag 2 Imputation of field I30AMT2		
V 0 .Not imputed		
1 .Imputed		
D I30IMP03	1	4439
Company or union pension imputation flag 3 Imputation of field I30AMT3		
V 0 .Not imputed		
1 .Imputed		
D I30IMP04	1	4440
Company or union pension imputation flag 4 Imputation of field I30AMT4		

GENERAL TYPE 1

DATA	SIZE	BEGIN
V 0 .Not imputed 1 .Imputed		
D I31REC1	1	4441
Reciency of Federal civil service pension income. Month 1 of the reference period		
U Persons 40 years old or older		
V 0 .Not in universe 1 .Yes 2 .No		
D I31REC2	1	4442
Reciency of Federal civil service pension income. Month 2 of the reference period		
U Persons 40 years old or older		
V 0 .Not in universe 1 .Yes 2 .No		
D I31REC3	1	4443
Reciency of Federal civil service pension income. Month 3 of the reference period		
U Persons 40 years old or older		
V 0 .Not in universe 1 .Yes 2 .No		
D I31REC4	1	4444
Reciency of Federal civil service pension income. Month 4 of the reference period		
U Persons 40 years old or older		
V 0 .Not in universe 1 .Yes 2 .No		
D I31AMT1	5	4445
Amount of Federal civil service pension income received. Month 1 of the reference period. Range = -9,33332		
U Persons 40 years old or older		
V -9 .Not in universe		
D I31AMT2	5	4450
Amount of Federal civil service pension		

GENERAL TYPE 1

DATA	SIZE	BEGIN
		Income received. Month 2 of the reference period. Range = -9,33332
U		Persons 40 years old or older
V		-9 .Not in universe
D	5	4435
		Amount of Federal civil service pension income received. Month 3 of the reference period. Range = -9,33332
U		Persons 40 years old or older
V		-9 .Not in universe
D	5	4440
		Amount of Federal civil service pension income received. Month 4 of the reference period. Range = -9,33332
U		Persons 40 years old or older
V		-9 .Not in universe
D	1	4465
		Federal civilian pension imputation flag 1 Imputation of field I31AMT1
V		0 .Not imputed
		1 .Imputed
D	1	4466
		Federal civilian pension imputation flag 2 Imputation of field I31AMT2
V		0 .Not imputed
		1 .Imputed
D	1	4467
		Federal civilian pension imputation flag 3 Imputation of field I31AMT3
V		0 .Not imputed
		1 .Imputed
D	1	4468
		Federal civilian pension imputation flag 4 Imputation of field I31AMT4
V		0 .Not imputed
		1 .Imputed



GENERAL TYPE 1

DATA	SIZE	BEGIN
D I32REC1	1	4469
Reciency of U.S. military retirement income. Month 1 of the reference period		
U Persons 40 years old or older		
V 0 .Not in universe		
1 .Yes		
2 .No		
D I32REC2	1	4470
Reciency of U.S. military retirement income. Month 2 of the reference period		
U Persons 40 years old or older		
V 0 .Not in universe		
1 .Yes		
2 .No		
D I32REC3	1	4471
Reciency of U.S. military retirement income. Month 3 of the reference period		
U Persons 40 years old or older		
V 0 .Not in universe		
1 .Yes		
2 .No		
D I32RECA	1	4472
Reciency of U.S. military retirement income. Month 4 of the reference period		
U Persons 40 years old or older		
V 0 .Not in universe		
1 .Yes		
2 .No		
D I32AMT1	5	4473
Amount of U.S. military retirement income received. Month 1 of the reference period Range = -9,33332		
U Persons 40 years old or older		
V -9 .Not in universe		
D I32AMT2	5	4478
Amount of U.S. military retirement income received. Month 2 of the reference period Range = -9,33332		
U Persons 40 years old or older		
V -9 .Not in universe		
D I32AMT3	5	4483
Amount of U.S. military retirement		

DATA	SIZE	BEGIN
income received. Month 3 of the reference period Range = -9,33332		
U Persons 40 years old or older		
V -9 .Not in universe		
D I32AMT4	5	4488
Amount of U.S. military retirement income received. Month 4 of the reference period Range = -9,33332		
U Persons 40 years old or older		
V -9 .Not in universe		
D I32IMP01	1	4493
Military retirement imputation flag 1		
Imputation of field I32AMT1		
V 0 .Not imputed		
1 .Imputed		
D I32IMP02	1	4494
Military retirement imputation flag 2		
Imputation of field I32AMT2		
V 0 .Not imputed		
1 .Imputed		
D I32IMP03	1	4495
Military retirement imputation flag 3		
Imputation of field I32AMT3		
V 0 .Not imputed		
1 .Imputed		
D I32IMP04	1	4496
Military retirement imputation flag 4		
Imputation of field I32AMT4		
V 0 .Not imputed		
1 .Imputed		
D I34REC1	1	4497
Reciprocity of State government pension income. Month 1 of the reference period		
U Persons 40 years old or older		
V 0 .Not in universe		
1 .Yes		
2 .No		
D I34REC2	1	4498
Reciprocity of State government pension income. Month 2 of the reference period		

GENERAL TYPE 1

DATA	SIZE	BEGIN
U Persons 40 years old or older		
V 0 .Not in universe		
1 .Yes		
2 .No		
D 134REC3	1	4499
Reciency of State government pension		
income. Month 3 of the reference period		
U Persons 40 years old or older		
V 0 .Not in universe		
1 .Yes		
2 .No		
D 134REC4	1	4500
Reciency of State government pension		
income. Month 4 of the reference period		
U Persons 40 years old or older		
V 0 .Not in universe		
1 .Yes		
2 .No		
D 134AMT1	5	4501
Amount of State government pension		
income received. Month 1 of the		
reference period Range = -9,33332		
U Persons 40 years old or older		
V -9 .Not in universe		
D 134AMT2	5	4506
Amount of State government pension		
income received. Month 2 of the		
reference period Range = -9,33332		
U Persons 40 years old or older		
V -9 .Not in universe		
D 134AMT3	5	4511
Amount of State government pension		
income received. Month 3 of the		
reference period Range = -9,33332		
U Persons 40 years old or older		
V -9 .Not in universe		
D 134AMT4	5	4516
Amount of State government pension		
income received. Month 4 of the		
reference period Range = -9,33332		
U Persons 40 years old or older		
V -9 .Not in universe		



DATA	SIZE	BEGIN
D I34IMP01	1	4521
State government pension imputation flag 1		
Imputation of field I34AMT1		
V 0	.Not imputed	
1	.Imputed	
D I34IMP02	1	4522
State government pension imputation flag 2		
Imputation of field I34AMT2		
V 0	.Not imputed	
1	.Imputed	
D I34IMP03	1	4523
State government pension imputation flag 3		
Imputation of field I34AMT3		
V 0	.Not imputed	
1	.Imputed	
D I34IMP04	1	4524
State government pension imputation flag 4		
Imputation of field I34AMT4		
V 0	.Not imputed	
1	.Imputed	
C I35REC1	1	4525
Reciprocity of local government pension income. Month 1 of the reference period		
U Persons 40 years old or older		
V 0	.Not in universe	
1	.Yes	
2	.No	
D I35REC2	1	4526
Reciprocity of local government pension income. Month 2 of the reference period		
U Persons 40 years old or older		
V 0	.Not in universe	
1	.Yes	
2	.No	
D I35REC3	1	4527
Reciprocity of local government pension income. Month 3 of the reference period		

388

GENERAL TYPE 1

DATA	SIZE	BEGIN
U Persons 40 years old or older		
V 0 .Not in universe		
1 .Yes		
2 .No		
D I35REC4	1	4528
Reciency of local government pension income. Month 4 of the reference period		
U Persons 40 years old or older		
V 0 .Not in universe		
1 .Yes		
2 .No		
D I35AMT1	5	4529
Amount of local government pension income received. Month 1 of the reference period Range = -9,33332		
U Persons 40 years old or older		
V -9 .Not in universe		
D I35AMT2	5	4534
Amount of local government pension income received. Month 2 of the reference period Range = -9,33332		
U Persons 40 years old or older		
V -9 .Not in universe		
D I35AMT3	5	4539
Amount of local government pension income received. Month 3 of the reference period Range = -9,33332		
U Persons 40 years old or older		
V -9 .Not in universe		
D I35AMT4	5	4544
Amount of local government pension income received. Month 4 of the reference period Range = -9,33332		
U Persons 40 years old or older		
V -9 .Not in universe		
D I35IMP01	1	4549
Local government pension imputation flag 1		
Imputation of field I35AMT1		
V 0 .Not imputed		
1 .Imputed		

GENERAL TYPE 1

DATA	SIZE	BEGIN
D I35IMP02	1	4550
Local government pension imputation flag 2		
Imputation of field I35AMT2		
V 0	.Not imputed	
1	.Imputed	
D I35IMP03	1	4551
Local government pension imputation flag 3		
Imputation of field I35AMT3		
V 0	.Not imputed	
1	.Imputed	
D I35IMP04	1	4552
Local government pension imputation flag 4		
Imputation of field I35AMT4		
V 0	.Not imputed	
1	.Imputed	
D I36REC1	1	4553
Reciprocity of life insurance income Month 1 of the reference period		
U Persons 40 years old or older		
V 0	.Not in universe	
1	.Yes	
2	.No	
D I36REC2	1	4554
Reciprocity of life insurance income Month 2 of the reference period		
U Persons 40 years old or older		
V 0	.Not in universe	
1	.Yes	
2	.no	
D I36REC3	1	4555
Reciprocity of life insurance income Month 3 of the reference period		
U Persons 40 years old or older		
V 0	.Not in universe	
1	.Yes	
2	.no	
D I36REC4	1	4556
Reciprocity of life insurance income		

GENERAL TYPE 1

DATA	SIZE	BEGIN
Month 4 of the reference period		
U Persons 40 years old or older		
V 0 .Not in universe		
1 .Yes		
2 .No		
D I36AMT1	5	4557
Amount of life insurance income received. Month 1 of the reference period Range = -9,33332		
U Persons 40 years old or older		
V -9 .Not in universe		
D I36AMT2	5	4562
Amount of life insurance income received. Month 2 of the reference period Range = -9,33332		
U Persons 40 years old or older		
V -9 .Not in universe		
D I36AMT3	5	4567
Amount of life insurance income received. Month 3 of the reference period Range = -9,33332		
U Persons 40 years old or older		
V -9 .Not in universe		
D I36AMT4	5	4572
Amount of life insurance income received. Month 4 of the reference period Range = -9,33332		
U Persons 40 years old or older		
V -9 .Not in universe		
D I36IMP01	1	4577
Life insurance income imputation flag 1		
Imputation of field I36AMT1		
V 0 .Not imputed		
1 .Imputed		
D I36IMP02	1	4578
Life insurance income imputation flag 2		
Imputation of field I36AMT2		
V 0 .Not imputed		
1 .Imputed		
D I36IMP03	1	4579
Life insurance income imputation flag 3		

GENERAL TYPE 1

DATA	SIZE	BEGIN
Imputation of field I36AMT3		
V 0		.Not imputed
1		.Imputed
D I36IMP04	1	4580
Life insurance income imputation flag 4		
Imputation of field I36AMT4		
V 0		.Not imputed
1		.Imputed
D I37REC1	1	4581
Reciprocity of estates and trusts income.		
Month 1 of the reference period		
U Persons 40 years old or older		
V 0		.Not in universe
1		.Yes
2		.No
D I37REC2	1	4582
Reciprocity of estates and trusts income.		
Month 2 of the reference period		
U Persons 40 years old or older		
V 0		.Not in universe
1		.Yes
2		.No
D I37REC3	1	4583
Reciprocity of estates and trusts income.		
Month 3 of the reference period		
U Persons 40 years old or older		
V 0		.Not in universe
1		.Yes
2		.No
D I37REC4	1	4584
Reciprocity of estates and trusts income.		
Month 4 of the reference period		
U Persons 40 years old or older		
V 0		.Not in universe
1		.Yes
2		.No
D I37AMT1	5	4585
Amount of estates and trusts income		
received. Month 1 of the reference		
period Range = -9,33332		
U Persons 40 years old or older		
V -9		.Not in universe

GENERAL TYPE 1

DATA	SIZE	BEGIN
D I37AMT2	5	4590
Amount of estates and trusts income received. Month 2 of the reference period. Range = -9,33332		
U Persons 40 years old or older		
V -9 .Not in universe		
D I37AMT3	5	4595
Amount of estates and trusts income received. Month 3 of the reference period. Range = -9,33332		
U Persons 40 years old or older		
V -9 .Not in universe		
D I37AMT4	5	4600
Amount of estates and trusts income received. Month 4 of the reference period. Range = -9,33332		
U Persons 40 years old or older		
V -9 .Not in universe		
D I37IMP01	1	4605
Estates and trusts imputation flag 1 Imputation of field I37AMT1		
V 0 .Not imputed		
1 .Imputed		
D I37IMP02	1	4606
Estates and trusts imputation flag 2 Imputation of field I37AMT2		
V 0 .Not imputed		
1 .Imputed		
D I37IMP03	1	4607
Estates and trusts imputation flag 3 Imputation of field I37AMT3		
V 0 .Not imputed		
1 .Imputed		
D I37IMP04	1	4608
Estates and trusts imputation flag 4 Imputation of field I37AMT4		
V 0 .Not imputed		
1 .Imputed		
D I30REC1	1	4609
Reciprocity of other retirement		

DATA	SIZE	BEGIN
disability or survivor payments income. Month 1 of the reference period		
U		Persons 40 years old or older
V	0	.Not in universe
	1	.Yes
	2	.No
D	138REC2	1 4610
Reciency of other retirement, disability or survivor payments income. Month 2 of the reference period		
U		Persons 40 years old or older
V	0	.Not in universe
	1	.Yes
	2	.No
D	138REC3	1 4611
Reciency of other retirement, disability or survivor payments income. Month 3 of the reference period		
U		Persons 40 years old or older
V	0	.Not in universe
	1	.Yes
	2	.No
D	138REC4	1 4612
Reciency of other retirement, disability or survivor payments income. Month 4 of the reference period		
U		Persons 40 years old or older
V	0	.Not in universe
	1	.Yes
	2	.No
D	138AMT1	5 4613
Amount of other retirement, disability or survivor payments income received. Month 1 of the reference period Range = -9,33332		
U		Persons 40 years old or older
V	-9	.Not in universe
D	138AMT2	5 4618
Amount of other retirement, disability or survivor payments income received. Month 2 of the reference period Range = -9,33332		

GENERAL TYPE 1

DATA	SIZE	BEGIN
U Persons 40 years old or older V -9 .Not in universe		
D I38AMT3	5	4623
Amount of other retirement, disability or survivor payments income received, Month 3 of the reference period Range = -9,33332		
U Persons 40 years old or older V -9 .Not in universe		
D I38AMT4	5	4628
Amount of other retirement, disability or survivor payments income received, Month 4 of the reference period Range = -9,33332		
U Persons 40 years old or older V -9 .Not in universe		
D I38IMP01	1	4633
Other retirement, disability or survivor payments imputation flag 1 Imputation of field I38AMT1		
V 0 .Not imputed 1 .Imputed		
D I38IMP02	1	4634
Other retirement, disability or survivor payments imputation flag 2 Imputation of field I38AMT2		
V 0 .Not imputed 1 .Imputed		
D I38IMP03	1	4635
Other retirement, disability or survivor payments imputation flag 3 Imputation of field I38AMT3		
V 0 .Not imputed 1 .Imputed		
D I38IMP04	1	4636
Other retirement, disability or survivor payments imputation flag 4 Imputation of field I38AMT4		
V 0 .Not imputed 1 .Imputed		

GENERAL TYPE 1

DATA	SIZE	BEGIN
D I40REC1	1	4637
Reciprocity of G.I. Bill education benefits. Month 1 of the reference period		
U Persons 17 to 49 years old		
V 0 .Not in universe		
1 .Yes		
2 .No		
D I40REC2	1	4638
Reciprocity of G.I. Bill education benefits. Month 2 of the reference period		
U Persons 17 to 49 years old		
V 0 .Not in universe		
1 .Yes		
2 .No		
D I40REC3	1	4639
Reciprocity of G.I. Bill education benefits. Month 3 of the reference period		
U Persons 17 to 49 years old		
V 0 .Not in universe		
1 .Yes		
2 .No		
D I40REC4	1	4640
Reciprocity of G.I. Bill education benefits. Month 4 of the reference period		
U Persons 17 to 49 years old		
V 0 .Not in universe		
1 .Yes		
2 .No		
D I40AMT1	5	4641
Amount of G.I. Bill education benefits received. Month 1 of the reference period Range = -9,33332		
U Persons 17 to 49 years old		
V -9 .Not in universe		
D I40AMT2	5	4646
Amount of G.I. Bill education benefits received. Month 2 of the reference period Range = -9,33332		

GENERAL TYPE 1

DATA	SIZE	BEGIN
U Persons 17 to 49 years old V -9 .Not in universe		
D I40AMT3 Amount of G.I. Bill education benefits received. Month 3 of the reference period Range = -9,33332	5	4651
J Persons 17 to 49 years old V -9 .Not in universe		
D I40AMT4 Amount of G.I. Bill education benefits received. Month 4 of the reference period Range = -9,33332	5	4656
U Persons 17 to 49 years old V -9 .Not in universe		
D I40IMP01 G.I. Bill education benefits imputation flag 1 Imputation of field I40AMT1	1	4661
V 0 .Not imputed 1 .Imputed		
D I40IMP02 G.I. Bill education benefits imputation flag 2 Imputation of field I40AMT2	1	4662
V 0 .Not imputed 1 .Imputed		
D I40IMP03 G.I. Bill education benefits imputation flag 3 Imputation of field I40AMT3	1	4663
V 0 .Not imputed 1 .Imputed		
D I40IMP04 G.I. Bill education benefits imputation flag 4 Imputation of field I40AMT4	1	4664
V 0 .Not imputed 1 .Imputed		
D ISOREC1 Reciprocity of income from charitable	1	4665

DATA	SIZE	BEGIN
groups. Month 1 of the reference period		
U		Persons 15 years old or older
V		0 .Not in universe
		1 .Yes
		2 .No
D	1	4666
Reciprocity of income from charitable groups. Month 2 of the reference period		
U		Persons 15 years old or older
V		0 .Not in universe
		1 .Yes
		2 .No
D	1	4667
Reciprocity of income from charitable groups. Month 3 of the reference period		
U		Persons 15 years old or older
V		0 .Not in universe
		1 .Yes
		2 .No
D	1	4668
Reciprocity of income from charitable groups. Month 4 of the reference period		
U		Persons 15 years old or older
V		0 .Not in universe
		1 .Yes
		2 .No
D	5	4669
Amount of income received from charitable groups. Month 1 of the reference period Range = -9,33332		
U		Persons 15 years old or older
V		-9 .Not in universe
D	5	4674
Amount of income received from charitable groups. Month 2 of the reference period Range = -9,33332		
U		Persons 15 years old or older
V		-9 .Not in universe
D	5	4679
Amount of income received from charitable groups. Month 3 of the		

GENERAL TYPE 1

DATA	SIZE	BEGIN
reference period Range = -9,33332		
U Persons 15 years old or older		
V -9 .Not in universe		
D ISOAMT4	5	4684
Amount of income received from charitable groups. Month 4 of the reference period Range = -9,33332		
U Persons 15 years old or older		
V -9 .Not in universe		
D ISOIMP01	1	4687
Charitable group imputation flag 1		
Imputation of field ISOAMT1		
V 0 .Not imputed		
1 .Imputed		
D ISOIMP02	1	4690
Charitable group imputation flag 2		
Imputation of field ISOAMT2		
V 0 .Not imputed		
1 .Imputed		
D ISOIMP03	1	4691
Charitable group imputation flag 3		
Imputation of field ISOAMT3		
V 0 .Not imputed		
1 .Imputed		
D ISOIMP04	1	4692
Charitable group imputation flag 4		
Imputation of field ISOAMT4		
V 0 .Not imputed		
1 .Imputed		
D IS1REC1	1	4693
Reciprocity of money from relatives or friends. Month 1 of the reference period		
U Persons 15 years old or older		
V 0 .Not in universe		
1 .Yes		
2 .No		
D IS1REC2	1	4694
Reciprocity of money from relatives or friends. Month 2 of the reference		

DATA	SIZE	BEGIN
period		
U Persons 15 years old or older		
V 0 .Not in universe		
1 .Yes		
2 .No		
D IS1REC3	1	4695
Reciprocity of money from relatives or friends. Month 3 of the reference period		
U Persons 15 years old or older		
V 0 .Not in universe		
1 .Yes		
2 .No		
D IS1REC4	1	4696
Reciprocity of money from relatives or friends. Month 4 of the reference period		
U Persons 15 years old or older		
V 0 .Not in universe		
1 .Yes		
2 .No		
D IS1AMT1	5	4697
Amount of money received from relatives or friends. Month 1 of the reference period Range = -9,33332		
U Persons 15 years old or older		
V -9 .Not in universe		
D IS1AMT2	5	4702
Amount of money received from relatives or friends. Month 2 of the reference period Range = -9,33332		
U Persons 15 years old or older		
V -9 .Not in universe		
D IS1AMT3	5	4707
Amount of money received from relatives or friends. Month 3 of the reference period Range = -9,33332		
U Persons 15 years old or older		
V -9 .Not in universe		
D IS1AMT4	5	4712
Amount of money received from relatives		

1

400

GENERAL TYPE 1

DATA	SIZE	BEGIN
		on friends. Month 4 of the reference period Range = -9,33332
U		Persons 15 years old or older
V		-9 .Not in universe
D IS1IMP01	1	4717
		Money from relatives or friends imputation flag 1
		Imputation of field IS1AMT1
V		0 .Not imputed
		1 .Imputed
D IS1IMP02	1	4718
		Money from relatives or friends imputation flag 2
		Imputation of field IS1AMT2
V		0 .Not imputed
		1 .Imputed
D IS1IMP03	1	4719
		Money from relatives or friends imputation flag 3
		Imputation of field IS1AMT3
V		0 .Not imputed
		1 .Imputed
D IS1IMP04	1	4720
		Money from relatives or friends imputation flag 4
		Imputation of field IS1AMT4
V		0 .Not imputed
		1 .Imputed
D IS2REC1	1	4721
		Reciprocity of lump sum payments. Month 1 of the reference period
U		Persons 15 years old or older
V		0 .Not in universe
		1 .Yes
		2 .No
D IS2REC2	1	4722
		Reciprocity of lump sum payments. Month 2 of the reference period
U		Persons 15 years old or older
V		0 .Not in universe
		1 .Yes
		2 .No

DATA	SIZE	BEGIN
D IS2REC3	1	4723
Reciency of lump sum payments. Month 3 of the reference period		
U Persons 15 years old or older		
V 0 .Not in universe		
1 .Yes		
2 .No		
D IS2REC4	1	4724
Reciency of lump sum payments. Month 4 of the reference period		
U Persons 15 years old or older		
V 0 .Not in universe		
1 .Yes		
2 .No		
D IS2AMT1	5	4725
Amount of lump sum payments received. Month 1 of the reference period Range = -9,33332		
U Persons 15 years old or older		
V -9 .Not in universe		
D IS2AMT2	5	4730
Amount of lump sum payments received. Month 2 of the reference period Range = -9,33332		
U Persons 15 years old or older		
V -9 .Not in universe		
D IS2AMT3	5	4735
Amount of lump sum payments received. Month 3 of the reference period Range = -9,33332		
U Persons 15 years old or older		
V -9 .Not in universe		
D IS2AMT4	5	4740
Amount of lump sum payments received. Month 4 of the reference period Range = -9,33332		
U Persons 15 years old or older		
V -9 .Not in universe		
D IS2IMP01	1	4745
Lump sum payment imputation flag 1 Imputation of field IS2AMT2		

402

GENERAL TYPE 1

DATA	SIZE	BEGIN
V 0 .Not imputed 1 .Imputed		
D 1521MP02	1	4746
Lump sum payment imputation flag 2 Imputation of field 152AMT2		
V 0 .Not imputed 1 .Imputed		
D 1521MP03	1	4747
Lump sum payment imputation flag 3 Imputation of field 152AMT3		
V 0 .Not imputed 1 .Imputed		
D 1521MP04	1	4748
Lump sum payment imputation flag 4 Imputation of field 152AMT4		
V 0 .Not imputed 1 .Imputed		
D 153REC1	1	4749
Reciprocity of income from roomers or boarders. Month 1 of the reference period		
U Persons 15 years old or older		
V 0 .Not in universe 1 .Yes 2 .No		
D 153REC2	1	4750
Reciprocity of income from roomers or boarders. Month 2 of the reference period		
U Persons 15 years old or older		
V 0 .Not in universe 1 .Yes 2 .No		
D 153REC3	1	4751
Reciprocity of income from roomers or boarders. Month 3 of the reference period		
U Persons 15 years old or older		
V 0 .Not in universe 1 .Yes 2 .No		

DATA	SIZE	BEGIN
D 153REC4	1	4752
Reciprocity of income from roomers or boarders, Month 4 of the reference period		
U Persons 15 years old or older		
V 0 .Not in universe		
1 .Yes		
2 .No		
D 153AMT1	5	4753
Amount of income from roomers or boarders received, Month 1 of the reference period Range = -9,33332		
U Persons 15 years old or older		
V -9 .Not in universe		
D 153AMT2	5	4758
Amount of income from roomers or boarders received, Month 2 of the reference period Range = -9,33332		
U Persons 15 years old or older		
V -9 .Not in universe		
D 153AMT3	5	4763
Amount of income from roomers or boarders received, Month 3 of the reference period Range = -9,33332		
U Persons 15 years old or older		
V -9 .Not in universe		
D 153AMT4	5	4768
Amount of income from roomers or boarders received, Month 4 of the reference period Range = -9,33332		
U Persons 15 years old or older		
V -9 .Not in universe		
D 153IMP01	1	4773
Income from roomers or boarders imputation flag 1		
Imputation of field 153AMT1		
V 0 .Not imputed		
1 .Imputed		
D 153IMP02	1	4774
Income from roomers or boarders imputation flag 2		

GENERAL TYPE 1

DATA	SIZE	BEGIN
Imputation of field IS3AMT2		
V 0		.Not imputed
1		.Imputed
D IS3IMP03	1	4775
Income from roomers or boarders imputation flag 3		
Imputation of field IS3AMT3		
V 0		.Not imputed
1		.Imputed
D IS3IMP04	1	4776
Income from roomers or boarders imputation flag 4		
Imputation of field IS3AMT4		
V 0		.Not imputed
1		.Imputed
D IS4REC1	1	4777
Reciprocity of income from National Guard or reserve pay. Month 1 of the reference period		
U Persons 15 years old or older		
V 0		.Not in universe
1		.Yes
2		.No
D IS4REC2	1	4778
Reciprocity of income from National Guard or reserve pay. Month 2 of the reference period		
U Persons 15 years old or older		
V 0		.Not in universe
1		.Yes
2		.No
D IS4REC3	1	4779
Reciprocity of income from National Guard or reserve pay. Month 3 of the reference period		
U Persons 15 years old or older		
V 0		.Not in universe
1		.Yes
2		.No
D IS4REC4	1	4780
Reciprocity of income from National		

DATA	SIZE	BEGIN
Guard or reserve pay. Month 4 of the reference period		
U Persons 15 years old or older		
V 0 .Not in universe		
1 .Yes		
2 .No		
D 154AMT1	5	4781
Amount of National Guard or reserve pay income received. Month 1 of the reference period Range = -9,33332		
U Persons 15 years old or older		
V -9 .Not in universe		
D 154AMT2	5	4786
Amount of National Guard or reserve pay income received. Month 2 of the reference period Range = -9,33332		
U Persons 15 years old or older		
V -9 .Not in universe		
D 154AMT3	5	4791
Amount of National Guard or reserve pay income received. Month 3 of the reference period Range = -9,33332		
U Persons 15 years old or older		
V -9 .Not in universe		
D 154AMT4	5	4796
Amount of National Guard or reserve pay income received. Month 4 of the reference period Range = -9,33332		
J Persons 15 years old or older		
V -9 .Not in universe		
D 154IMP01	1	4801
National Guard or reserve pay imputation flag 1		
Imputation of field 154AMT1		
V 0 .Not imputed		
1 .Imputed		
D 154IMP02	1	4802
National Guard or reserve pay imputation flag 2		
Imputation of field 154AMT2		
V 0 .Not imputed		
1 .Imputed		

GENERAL TYPE 1

DATA	SIZE	BEGIN
D IS4IMP03	1	4803
National Guard or reserve pay imputation flag 3		
Imputation of field IS4AMT3		
V 0	.Not imputed	
1	.Imputed	
D IS4IMP04	1	4804
National Guard or reserve pay imputation flag 4		
Imputation of field IS4AMT4		
V 0	.Not imputed	
1	.Imputed	
D ISSREC1	1	4805
Reciprocity of incidental or casual earnings income. Month 1 of the reference period		
U	Persons 15 years old or older	
V 0	.Not in universe	
1	.Yes	
2	.No	
D ISSREC2	1	4806
Reciprocity of incidental or casual earnings income. Month 2 of the reference period		
U	Persons 15 years old or older	
V 0	.Not in universe	
1	.Yes	
2	.No	
D ISSREC3	1	4807
Reciprocity of incidental or casual earnings income. Month 3 of the reference period		
U	Persons 15 years old or older	
V 0	.Not in universe	
1	.Yes	
2	.No	
D ISSREC4	1	4808
Reciprocity of incidental or casual earnings income. Month 4 of the reference period		
U	Persons 15 years old or older	
V 0	.Not in universe	

DATA	SIZE	BEGIN
1 .Yes		
2 .No		
D ISSAMT1	5	4809
Amount of incidental or casual earnings income received. Month 1 of the reference period		
Range = -9,33332		
U Persons 15 years old or older		
V -9 .Not in universe		
D ISSAMT2	5	4814
Amount of incidental or casual earnings income received. Month 2 of the reference period		
Range = -9,33332		
U Persons 15 years old or older		
V -9 .Not in universe		
D ISSAMT3	5	4819
Amount of incidental or casual earnings income received. Month 3 of the reference period		
Range = -9,33332		
U Persons 15 years old or older		
V -9 .Not in universe		
D ISSAMT4	5	4824
Amount of incidental or casual earnings income received. Month 4 of the reference period		
Range = -9,33332		
U Persons 15 years old or older		
V -9 .Not in universe		
D ISSIMP01	1	4829
Casual earnings imputation flag 1 Imputation of field ISSAMT1		
V 0 .Not imputed		
1 .Imputed		
D ISSIMP02	1	4830
Casual earnings imputation flag 2 Imputation of field ISSAMT2		
V 0 .Not imputed		
1 .Imputed		

408

GENERAL TYPE 1

DATA	SIZE	BEGIN
D ISSIMP03	1	4831
Casual earnings imputation flag 3 Imputation of field ISSAMT3		
V 0	.Not imputed	
1	.Imputed	
D ISSIMP04	1	4832
Casual earnings imputation flag 4 Imputation of field ISSAMT4		
V 0	.Not imputed	
1	.Imputed	
D IS6REC1	1	4833
Reciprocity of other cash income. Month 1 of the reference period		
U	Persons 15 years old or older	
V 0	.Not in universe	
1	.Yes	
2	.No	
D IS6REC2	1	4834
Reciprocity of other cash income. Month 2 of the reference period		
U	Persons 15 years old or older	
V 0	.Not in universe	
1	.Yes	
2	.No	
D IS6REC3	1	4835
Reciprocity of other cash income. Month 3 of the reference period		
U	Persons 15 years old or older	
V 0	.Not in universe	
1	.Yes	
2	.No	
D IS6REC4	1	4836
Reciprocity of other cash income. Month 4 of the reference period		
U	Persons 15 years old or older	
V 0	.Not in universe	
1	.Yes	
2	.No	
D IS6AMT1	5	4837
Amount of other cash income received. Month 1 of the reference period		

DATA	SIZE	BEGIN
Range = -9,33332		
U Persons 15 years old or older		
V -9 .Not in universe		
D IS6AMT2	5	4842
Amount of other cash income received, Month 2 of the reference period		
Range = -9,33332		
U Persons 15 years old or older		
V -9 .Not in universe		
D IS6AMT3	5	4847
Amount of other cash income received, Month 3 of the reference period		
Range = -9,33332		
U Persons 15 years old or older		
V -9 .Not in universe		
D IS6AMT4	5	4852
Amount of other cash income received, Month 4 of the reference period		
Range = -9,33332		
U Persons 15 years old or older		
V -9 .Not in universe		
D IS6IMP01	1	4857
Other cash income imputation flag 1 Imputation of field IS6AMT1		
V 0 .Not imputed		
1 .Imputed		
D IS6IMP02	1	4858
Other cash income imputation flag 2 Imputation of field IS6AMT2		
V 0 .Not imputed		
1 .Imputed		
D IS6IMP03	1	4859
Other cash income imputation flag 3 Imputation of field IS6AMT3		
V 0 .Not imputed		
1 .Imputed		
D IS6IMP04	1	4860
Other cash income imputation flag 4 Imputation of field IS6AMT4		
V 0 .Not imputed		

GENERAL TYPE 1

DATA	SIZE	BEGIN
1 .Imputed		
* * * * *		
* The following 12 fields pertain to *		
* 5 income types which are combined *		
* to reduce the likelihood of *		
* individual disclosure. The 5 are *		
* State administered SSI; Black lung *		
* payments; State temporary sickness *		
* or disability benefits; Indian *		
* Cuban or refugee assistance; and *		
* National Guard or Reserve Forces *		
* retirement. *		
* * *		
D 175REC1	1	4861
Reciency of undisclosable income.		
Month 1 of the reference period		
U Persons 15 years old or older		
V 0 .Not in universe		
1 .Yes		
2 .No		
D 175REC2	1	4862
Reciency of undisclosable income.		
Month 2 of the reference period		
U Persons 15 years old or older		
V 0 .Not in universe		
1 .Yes		
2 .No		
D 175REC3	1	4863
Reciency of undisclosable income.		
Month 3 of the reference period		
U Persons 15 years old or older		
V 0 .Not in universe		
1 .Yes		
2 .No		
D 175REC4	1	4864
Reciency of undisclosable income.		
Month 4 of the reference period		
U Persons 15 years old or older		
V 0 .Not in universe		
1 .Yes		
2 .No		
D 175AMT1	6	4865
Amount of undisclosable income received.		

DATA	SIZE	BEGIN
Month 1 of the reference period Range = -9,166660		
U Persons 15 years old or older		
V -9 .Not in universe		
D I75AMT2	6	4871
Amount of undisclosable income received. Month 2 of the reference period Range = -9,166660		
U Persons 15 years old or older		
V -9 .Not in universe		
D I75AMT3	6	4877
Amount of undisclosable income received. Month 3 of the reference period Range = -9,166660		
U Persons 15 years old or older		
V -9 .Not in universe		
D I75AMT4	6	4883
Amount of undisclosable income received. Month 4 of the reference period Range = -9,166660		
U Persons 15 years old or older		
V -9 .Not in universe		
D I75IMP01	1	4889
Undisclosable income imputation flag 1 Imputation of field I75AMT1		
V 0 .Not imputed		
1 .Imputed		
D I75IMP02	1	4890
Undisclosable income imputation flag 2 Imputation of field I75AMT2		
V 0 .Not imputed		
1 .Imputed		
D I75IMP03	1	4891
Undisclosable income imputation flag 3 Imputation of field I75AMT3		
V 0 .Not imputed		
1 .Imputed		
D I75IMP04	1	4892
Undisclosable income imputation flag 4 Imputation of field I75AMT4		

412

GENERAL TYPE 1

DATA	SIZE	BEGIN
V 0 .Not imputed		
1 .Imputed		

DATA	SIZE	BEGIN
*		*
* The next 16 fields contain		*
* assets 100-103 by months 1-4.		*
*		*
* J100YN-1...4		*
* JINT1001...4		*
* O100YN-1...4		*
* OINT1001...4		*
*		*
D J100YN-1	1	4893
Were assets 100 through 103 owned jointly with spouse in month 1 of the reference period.		
U Assets 100-103 owned jointly by married couples		
V 0 .Not in universe		
1 .Yes		
2 .No		
D J100YN-2	1	4894
Were assets 100 through 103 owned jointly with spouse in month 2 of the reference period.		
U Assets 100-103 owned jointly by married couples		
V 0 .Not in universe		
1 .Yes		
2 .No		
D J100YN-3	1	4895
Were assets 100 through 103 owned jointly with spouse in month 3 of the reference period.		
U Assets 100-103 owned jointly by married couples		
V 0 .Not in universe		
1 .Yes		
2 .No		
D J100YN-4	1	4896
Were assets 100 through 103 owned jointly with spouse in month 4 of the reference period.		
U Assets 100-103 owned jointly by married couples		
V 0 .Not in universe		

GENERAL TYPE 2

DATA	SIZE	BEGIN
1 .Yes		
2 .No		
D JINT1001	4	4897
Amount of interest income received jointly with spouse from income sources 100 through 103 for month 1 of the reference period.		
In dollars. Range = -9,2500.		
U Assets 100-103 owned jointly by married couples		
V -9 .Not in universe		
0 .None		
D JINT1002	4	4901
Amount of interest income received jointly with spouse from income sources 100 through 103 for month 2 of the reference period.		
In dollars. Range = -9,2500.		
U Assets 100-103 owned jointly by married couples		
V -9 .Not in universe		
0 .None		
D JINT1003	4	4905
Amount of interest income received jointly with spouse from income sources 100 through 103 for month 3 of the reference period.		
In dollars. Range = -9,2500.		
U Assets 100-103 owned jointly by married couples		
V -9 .Not in universe		
0 .None		
D JINT1004	4	4909
Amount of interest income received jointly with spouse from income sources 100 through 103 for month 4 of the reference period.		
In dollars. Range = -9,2500.		
U Assets 100-103 owned jointly by married couples		
V -9 .Not in universe		
0 .None		

DATA	SIZE	BEGIN
D 0100YN-1	1	4913
Were assets 100 through 103 owned in own name in month 1 of the reference period.		
U Assets 100-103 owned by individual persons 15 years old and older		
V 0 .Not in universe		
1 .Yes		
2 .No		
D 0100YN-2	1	4914
Were assets 100 through 103 owned in own name in month 2 of the reference period.		
U Assets 100-103 owned by individual persons 15 years old and older		
V 0 .Not in universe		
1 .Yes		
2 .No		
D 0100YN-3	1	4915
Were assets 100 through 103 owned in own name in month 3 of the reference period.		
U Assets 100-103 owned by individual persons 15 years old and older		
V 0 .Not in universe		
1 .Yes		
2 .No		
D 0100YN-4	1	4916
Were assets 100 through 103 owned in own name in month 4 of the reference period.		
U Assets 100-103 owned by individual persons 15 years old and older		
V 0 .Not in universe		
1 .Yes		
2 .No		
D 0INT1001	4	4917
Amount of interest income received in own name from income sources 100 through 103 for month 1 of the reference period. In dollars.		
Range = -9,2500.		
U Assets 100-103 owned by individual persons 15 years old and older		
V -9 .Not in universe		
0 .None		

GENERAL TYPE 2

DATA	SIZE	BEGIN
D OINT1002	4	4921
Amount of interest income received in own name from income sources 100 through 103 for month 2 of the reference period. In dollars. Range = -9,2500.		
U Assets 100-103 owned by individual persons 15 years old and older		
V -9 .Not in universe		
0 .None		
D OINT1003	4	4925
Amount of interest income received in own name from income sources 100 through 103 for month 3 of the reference period. In dollars. Range = -9,2500.		
U Assets 100-103 owned by individual persons 15 years old and older		
V -9 .Not in universe		
0 .None		
D OINT1004	4	4929
Amount of interest income received in own name from income sources 100 through 103 for month 4 of the reference period. In dollars. Range = -9,2500.		
U Assets 100-103 owned by individual persons 15 years old and older		
V -9 .Not in universe		
0 .None		
D JCALC100	1	4933
Were the fields "OINT1001....4" calculated based on reported account balances		
U Assets 100-103 owned jointly by married couples		
V 0 .No, not calculated		
1 .Yes, interest was calculated		
9 .Not in universe		
D OCALC100	1	4934
Were the fields "OINT1001....4" calculated based on reported account balances		

DATA	SIZE	BEGIN
U Assets 100-103 owned by individual persons 15 years old and older		
V 0 .No, not calculated		
1 .Yes, calculated		
9 .Not in universe		
* * * * *		
* The next 16 fields contain * * assets 104-107 by months 1-4. * * * * * *		
* J104YN-1....4		*
* JINT1041....4		*
* O104YN-1....4		*
* OINT1041....4		*
* * * * *		*
D J104YN-1 1 4935		
Were assets 104 through 107 owned jointly with spouse in month 1 of the reference period.		
U Assets 104-107 owned jointly by married couples		
V 0 .Not in universe		
1 .Yes		
2 .No		
D J104YN-2 1 4936		
Were assets 104 through 107 owned jointly with spouse in month 2 of the reference period.		
U Assets 104-107 owned jointly by married couples		
V 0 .Not in universe		
1 .Yes		
2 .No		
D J104YN-3 1 4937		
Were assets 104 through 107 owned jointly with spouse in month 3 of the reference period.		
U Assets 104-107 owned jointly by married couples		
V 0 .Not in universe		
1 .Yes		
2 .No		
D J104YN-4 1 4938		
Were assets 104 through 107 owned		

GENERAL TYPE 2

DATA	SIZE	BEGIN
<p>jointly with spouse in month 4 of the reference period.</p> <p>U Assets 104-107 owned jointly by married couples</p> <p>V 0 .Not in universe</p> <p>1 .Yes</p> <p>2 .No</p>		
D JINT1041	4	4939
<p>Amount of income received jointly with spouse from income sources 104 through 107 for month 1 of the reference period. In dollars. Range = -9,2500.</p> <p>U Assets 104-107 owned jointly by married couples</p> <p>V -9 .Not in universe</p> <p>0 .None</p>		
D JINT1042	4	4943
<p>Amount of income received jointly with spouse from income sources 104 through 107 for month of the reference period. In dollars. Range = -9,2500.</p> <p>U Assets 104-107 owned jointly by married couples</p> <p>V -9 .Not in universe</p> <p>0 .None</p>		
D JINT1043	4	4947
<p>Amount of income received jointly with spouse from income sources 104 through 107 for month 3 of the reference period. In dollars. Range = -9,2500.</p> <p>U Assets 104-107 owned jointly by married couples</p> <p>V -9 .Not in universe</p> <p>0 .None</p>		
D JINT1044	4	4951
<p>Amount of income received jointly with spouse from income sources 104 through 107 for month 4 of the reference period. In dollars. Range = -9,2500.</p> <p>U Assets 104-107 owned jointly by married couples</p> <p>V -9 .Not in universe</p> <p>0 .None</p>		

DATA	SIZE	BEGIN
D 0104YN-1	1	4955
Were assets 104 through 107 owned in own name in month 1 of the reference period.		
U Assets 104-107 owned by individual persons 15 years old and older		
V 0 .Not in universe		
1 .Yes		
2 .No		
D 0104YN-2	1	4956
Were assets 104 through 107 owned in own name in month 2 of the reference period.		
U Assets 104-107 owned by individual persons 15 years old and older		
V 0 .Not in universe		
1 .Yes		
2 .No		
D 0104YN-3	1	4957
Were assets 104 through 107 owned in own name in month 3 of the reference period.		
U Assets 104-107 owned by individual persons 15 years old and older		
V 0 .Not in universe		
1 .Yes		
2 .No		
D 0104YN-4	1	4958
Were assets 104 through 107 owned in own name in month 4 of the reference period.		
U Assets 104-107 owned by individual persons 15 years old and older		
V 0 .Not in universe		
1 .Yes		
2 .No		
D QIN*1041	4	4959
Amount of income received in own name from income sources 104 through 107 for month 1 of the reference period. In dollars. Range = -9,2500.		
U Assets 104-107 owned by individual persons 15 years old and older		
V -9 .Not in universe		
0 .None		
D QINT1042	4	4963
Amount of income received in own name		

GENERAL TYPE 2

DATA	SIZE	BEGIN
------	------	-------

from income sources 104 through 107 for month 2 of the reference period. In dollars. Range = -9,2500.

Assets 104-107 owned by individual persons 15 years old and older

-9 .Not in universe

0 .None

OINT1043 4 4967

Amount of income received in own name from income sources 104 through 107 for month 3 of the reference period. In dollars. Range = -9,2500.

Assets 104-107 owned by individual persons 15 years old and older

-9 .Not in universe

0 .None

OINT1044 4 4971

Amount of income received in own name from income sources 104 through 107 for month 4 of the reference period. In dollars. Range = -9,2500.

Assets 104-107 owned by individual persons 15 years old and older

-9 .Not in universe

0 .None

JCALC104 1 4975

Were the fields "JINT1041...4" calculated based on reported account balances

Assets 104-107 owned jointly by married couples

0 .No; not calculated

1 .Yes; interest was calculated

9 .Not in universe

OCALC104 1 4976

Were the fields "OINT1041...4" calculated based on reported account balances

Assets 104-107 owned by individual persons 15 years old and older

0 .No; not calculated

1 .Yes; calculated

9 .Not in universe

GENERAL TYPE 2

DATA	SIZE	BEGIN
*		*
* The next 32 fields contain income		*
* source code 110 (stocks or mutual		*
* fund shares) by months 1-4.		*
*		*
* J110RYN1....4		*
* JD1R1101....4		*
* O110RYN1....4		*
* OD1R1101....4		*
* J110CYN1....4		*
* JD1C1101....4		*
* O110CYN1....4		*
* OD1C1101....4		*
*		*
D J110RYN1	1	4977
Were dividend checks received jointly with spouse in month 1 of the reference period.		
U Asset 110 owned jointly by married couples		
V 0 .Not in universe		
1 .Yes		
2 .No		
D J110RYN2	1	4978
Were dividend checks received jointly with spouse in month 2 of the reference period.		
U Asset 110 owned jointly by married couples		
V 0 .Not in universe		
1 .Yes		
2 .No		
D J110RYN3	1	4979
Were dividend checks received jointly with spouse in month 3 of the reference period.		
U Asset 110 owned jointly by married couples		
V 0 .Not in universe		
1 .Yes		
2 .No		
D J110RYN4	1	4980
Were dividend checks received jointly with spouse in month 4 of the reference period.		
U Asset 110 owned jointly by married couples		

GENERAL TYPE 2

DATA	SIZE	BEGIN
V 0 .Not in universe		
1 .Yes		
2 .No		
D JDIR1101	4	4981
Amount of income received jointly with spouse from income source 110 for month 1 of the reference period. In dollars. Range = -9,2500.		
U Asset 110 owned jointly by married couples		
V -9 .Not in universe		
0 .None		
D JDIR1102	4	4985
Amount of income received jointly with spouse from income source 110 for month 2 of the reference period. In dollars. Range = -9,2500.		
U Asset 110 owned jointly by married couples		
V -9 .Not in universe		
0 .None		
D JDIR1103	4	4989
Amount of income received jointly with spouse from income source 110 for month 3 of the reference period. In dollars. Range = -9,2500.		
U Asset 110 owned jointly by married couples		
V -9 .Not in universe		
0 .None		
D JDIR1104	4	4993
Amount of income received jointly with spouse from income source 110 for month 4 of the reference period. In dollars. Range = -9,2500.		
U Asset 110 owned jointly by married couples		
V -9 .Not in universe		
0 .None		
D 0110RYN1	1	4997
Were dividend checks received in own name in month 1 of the reference period.		
U Asset 110 owned by individual persons 15 years old and older		
V 0 .Not in universe		
1 .Yes		
2 .No		

DATA	SIZE	BEGIN
D 0110RYN2	1	4992
Were dividend checks received in own name in month 2 of the reference period.		
U Asset 110 owned by individual persons 15 years and older		
V 0 .Not in universe		
1 .Yes		
2 .No		
D 0110RYN3	1	4999
Were dividend checks received in own name in month 3 of the reference period.		
U Asset 110 owned by individual persons 15 years old and older		
V 0 .Not in universe		
1 .Yes		
2 .No		
D 0110RYN4	1	5000
Were dividend checks received in own name in month 4 of the reference period.		
U Asset 110 owned by individual persons 15 years old and older		
V 0 .Not in universe		
1 .Yes		
2 .No		
D 00IR1101	4	5001
Amount of income received in own name from income source 110 for month 1 of the reference period. In dollars. Range = -9,2500.		
U Asset 110 owned by individual persons 15 years old and older		
V -9 .Not in universe		
0 .None		
D 00IR1102	4	5005
Amount of income received in own name from income source 110 for month 2 of the reference period. In dollars. Range = -9,2500.		
U Asset 110 owned by individual persons 15 years old and older		
V -9 .Not in universe		
0 .None		

GENERAL TYPE 2

DATA	SIZE	BEGIN
D OD1R1103	4	5009
Amount of income received in own name from income source 110 for month 3 of the reference period. In dollars. Range = -9,2500.		
U Asset 110 owned by individual persons 15 years old and older		
V -9 .Not in universe		
0 .None		
D OD1R1104	4	5013
Amount of income received in own name from income source 110 for month 4 of the reference period. In dollars. Range = -9,2500.		
U Asset 110 owned by individual persons 15 years old and older		
V -9 .Not in universe		
0 .None		
D J110CYN1	1	5017
Were credited dividends from source 110 earned jointly with spouse in month 1 of the reference period. earned jointly with spouse in month 1 of the reference period.		
U Asset 110 owned jointly by married couples		
V 0 .Not in universe		
1 .Yes		
2 .No		
D J110CYN2	1	5018
Were credited dividends from source 110 earned jointly with spouse in month 2 of the reference period.		
U Asset 110 owned jointly by married couples		
V 0 .Not in universe		
1 .Yes		
2 .No		
D J110CYN3	1	5019
Were credited dividends from source 110 earned jointly with spouse in month 3 of the reference period.		
J Asset 110 owned jointly by married		

DATA	SIZE	BEGIN
couples		
V 0		.Not in universe
1		.Yes
2		.No
D J110CYN4	1	5020
Were credited dividends from source 110 earned jointly with spouse in month 4 of the reference period.		
U Asset 110 owned jointly by married couples		
V 0		.Not in universe
1		.Yes
2		.No
D JDIC1101	4	5021
Amount of income received jointly with spouse from income source 110 and reinvested for month 1 of the reference period. In dollars. Range = -9,2500.		
U Asset 110 owned jointly by married couples		
V -9		.Not in universe
0		.None
D JDIC1102	4	5025
Amount of income received jointly with spouse from income source 110 and reinvested for month 2 of the reference period. In dollars. Range = -9,2500.		
U Asset 110 owned jointly by married couples		
V -9		.Not in universe
0		.None
D JDIC1103	4	5029
Amount of income received jointly with spouse from income source 110 and reinvested for month 3 of the reference period. In dollars. Range = -9,2500.		
U Asset 110 owned jointly by married couples		
V -9		.Not in universe
0		.None
D JDIC1104	4	5033
Amount of income received jointly with		

GENERAL TYPE 2

DATA	SIZE	BEGIN
spouse from income source 110 and reinvested for month 4 of the reference period. In dollars. Range = -9,2500.		
U Asset 110 owned jointly by married couples		
V -9 .Not in universe		
U .None		
D 0110CYN1	1	5037
Were credited dividends from source 110 earned in own name in month 1 of the reference period.		
U Asset 110 owned by individual persons 15 years old and older		
V 0 .Not in universe		
1 .Yes		
2 .No		
D 0110CYN2	1	5038
Were credited dividends from source 110 earned in own name in month 2 of the reference period.		
U Asset 110 owned by individual persons 15 years old and older		
V 0 .Not in universe		
1 .Yes		
2 .No		
D 0110CYN3	1	5039
Were credited dividends from source 110 earned in own name in month 3 of the reference period.		
U Asset 110 owned by individual persons 15 years old and older		
V 0 .Not in universe		
1 .Yes		
2 .No		
D 0110CYN4	1	5040
Were credited dividends from source 110 earned in own name in month 4 of the reference period.		
U Asset 110 owned by individual persons 15 years old and older		
V 0 .Not in universe		
1 .Yes		
2 .No		

DATA	SIZE	BEGIN
D ODIC1101	4	5041
Amount of income received in own name from income source 110 and reinvested for month 1 of the reference period. In dollars. Range = -9,2500.		
U Asset 110 owned by individual persons 15 years old and older		
V -9 .Not in universe		
Q .None		
D ODIC1102	4	5045
Amount of income received in own name from income source 110 and reinvested for month 2 of the reference period. In dollars. Range = -9,2500.		
U Asset 110 owned by individual persons 15 years old and older		
V -9 .Not in universe		
Q .None		
D ODIC1103	4	5049
Amount of income received in own name from income source 110 and reinvested for month 3 of the reference period. In dollars. Range = -9,2500.		
U Asset 110 owned by individual persons 15 years old and older		
V -9 .Not in universe		
Q .None		
D ODIC1104	4	5053
Amount of income received in own name from income source 110 and reinvested for month 4 of the reference period. In dollars. Range = -9,2500.		
U Asset 110 owned by individual persons 15 years old and older		
V -9 .Not in universe		
Q .None		
*		*
* The next 24 fields contain income source code 120 (rental property) by months 1-4.		
*		*
*	J12DYN-1...4	*
*	JRNT1201...4	*
*	O12CYN-1...4	*

GENERAL TYPE 2

DATA	SIZE	BEGIN
* CRNT12D1....4		*
* CJ12DYN1....4		*
* CJRT12D1....4		*
* *		*
* *		*
D J12DYN-1	1	5057
Was rental income received from property owned jointly with spouse in month 1 of the reference period.		
U Asset 120 owned jointly by married couples		
V 0 .Not in universe		
1 .Yes		
2 .No		
D J12DYN-2	1	5058
Was rental income received from property owned jointly with spouse in month 2 of the reference period.		
U Asset 120 owned jointly by married couples		
V 0 .Not in universe		
1 .Yes		
2 .No		
D J12DYN-3	1	5059
Was rental income received from property owned jointly with spouse in month 3 of the reference period.		
U Asset 120 owned jointly by married couples		
V 0 .Not in universe		
1 .Yes		
2 .No		
D J12DYN-4	1	5060
Was rental income received from property owned jointly with spouse in month 4 of the reference period.		
U Asset 120 owned jointly by married couples		
V 0 .Not in universe		
1 .Yes		
2 .No		
D JRNT12D1	5	5061
Amount of rental income cleared jointly with spouse for month 1 of the reference period.		
Dollar amount range = -2500,2500.		

DATA	SIZE	BEGIN
U Asset 120 owned jointly by married couples		
V -9 .Not in universe		
0 .None		
D JRNT1202	5	5066
Amount of rental income cleared jointly with spouse for month 2 of the reference period.		
Dollar amount range = -2500,2500.		
U Asset 120 owned jointly by married couples		
V -9 .Not in universe		
0 .None		
D JRNT1203	5	5071
Amount of rental income cleared jointly with spouse for month 3 of the reference period.		
Dollar amount range = -2500,2500.		
U Asset 120 owned jointly by married couples		
V -9 .Not in universe		
0 .None		
D JRNT1204	5	5076
Amount of rental income cleared jointly with spouse for month 4 of the reference period.		
Dollar amount range = -2500,2500.		
U Asset 120 owned jointly by married couples		
V -9 .Not in universe		
0 .None		
D O120YN-1	1	5081
Was rental income received from property owned in own name in month 1 of the reference period.		
U Asset 120 owned by individual persons 15 years old and older		
V 0 .Not in universe		
1 .Yes		
2 .No		
D O120YN-2	1	5082
Was rental income received from property owned in own name in month 2 of the reference period.		
U Asset 120 owned by individual persons 15 years old and older		

GENERAL TYPE 2

DATA	SIZE	BEGIN
V 0 .Not in universe 1 .Yes 2 .No		
D 0120YN-3 Was rental income received from property owned in own name in month 3 of the reference period.	1	5083
U Asset 120 owned by individual persons 15 years old and older		
V 0 .Not in universe 1 .Yes 2 .No		
D 0120YN-4 Was rental income received from property owned in own name in month 4 of the reference period.	1	5084
U Asset 120 owned by individual persons 15 years old and older		
V 0 .Not in universe 1 .Yes 2 .No		
D ORNT1201 Amount of rental income cleared in own name for month 1 of the reference period. Dollar amount range = -2500;2500.	5	5085
U Asset 120 owned by individual persons 15 years old and older		
V -9 .Not in universe 0 .None		
D ORNT1202 Amount of rental income cleared in own name for month 2 of the reference period. Dollar amount range = -2500;2500.	5	5090
U Asset 120 owned by individual persons 15 years old and older		
V -9 .Not in universe 0 .None		
D ORNT1203 Amount of rental income cleared in own name for month 3 of the reference period. Dollar amount range = -2500;2500.	5	5095
U Asset 120 owned by individual persons 15		

DATA	SIZE	BEGIN
years old and older		
V -9 .Not in universe		
0 .None		
D CRNT1204	5	S100
Amount of rental income cleared in own name for month 4 of the reference period.		
Dollar amount range = -2500,2500.		
U Asset 120 owned by individual persons 15 years old and older		
V -9 .Not in universe		
0 .None		
D OJ120YN1	1	S105
Was rental income received from property owned jointly with others in month 1 of the reference period.		
U Asset 120 owned jointly with someone else other than spouse		
V 0 .Not in universe		
1 .Yes		
2 .No		
D OJ120YN2	1	S106
Was rental income received from property owned jointly with others in month 2 of the reference period.		
U Asset 120 owned jointly with someone else other than spouse		
V 0 .Not in universe		
1 .Yes		
2 .No		
D OJ120YN3	1	S107
Was rental income received from property owned jointly with others in month 3 of the reference period.		
U Asset 120 owned jointly with someone else other than spouse		
V 0 .Not in universe		
1 .Yes		
2 .No		
D OJ120YN4	1	S108
Was rental income received from property owned jointly with others in month 4 of the reference period.		

GENERAL TYPE 2

DATA	SIZE	BEGIN
U Asset 120 owned jointly with someone else other than spouse		
V 0		.Not in universe
1		.Yes
2		.No
G QJRT1201	5	5109
Amount of rental income cleared jointly with others for month 1 of the reference period. Dollar amount range = -2500,2500.		
U Asset 120 owned jointly with someone else other than spouse		
V -9		.Not in universe
0		.None
G QJRT1202	5	5114
Amount of rental income cleared jointly with others for month 2 of the reference period. Dollar amount range = -2500,2500		
U Asset 120 owned jointly with someone else other than spouse		
V -9		.Not in universe
0		.None
G QJRT1203	5	5119
Amount of rental income cleared jointly with others for month 3 of the reference period. Dollar amount range = -2500,2500.		
U Asset 120 owned jointly with someone else other than spouse		
V -9		.Not in universe
0		.None
G QJRT1204	5	5124
Amount of rental income cleared jointly with others for month 4 of the reference period. Dollar amount range = -2500,2500.		
U Asset 120 owned jointly with someone else other than spouse		
V -9		.Not in universe
0		.None
*		*
* The next 24 fields contain income *		

DATA	SIZE	BEGIN
* source code 130 (mortgages) by		*
* months 1-4.		*
*		*
* JMTGNYN1....4		*
* JMORTYN1....4		*
* JMAM1301....4		*
* DMTGNYN1....4		*
* DMORTYN1....4		*
* DMAM1301....4		*
*		*
D JMTGNYN1	1	5129
Was mortgage held jointly with spouse for month 1 of the reference period.		
U Asset 130 owned jointly by married couples		
V 0 .Not in universe		
1 .Yes		
2 .No		
D JMTGNYN2	1	5130
Was mortgage held jointly with spouse for month 2 of the reference period.		
U Asset 130 owned jointly by married couples		
V 0 .Not in universe		
1 .Yes		
2 .No		
D JMTGNYN3	1	5131
Was mortgage held jointly with spouse for month 3 of the reference period.		
U Asset 130 owned jointly by married couples		
V 0 .Not in universe		
1 .Yes		
2 .No		
D JMTGNYN4	1	5132
Was mortgage held jointly with spouse for month 4 of the reference period.		
U Asset 130 owned jointly by married couples		
V 0 .Not in universe		
1 .Yes		
2 .No		

GENERAL TYPE 2

DATA	SIZE	BEGIN
D JMORTYN1	1	5133
Was interest received from jointly owned mortgage for month 1 of the reference period.		
U Asset 130 owned jointly by married couples		
V 0 .Not in universe		
1 .Yes		
2 .No		
D JMORTYN2	1	5134
Was interest received from jointly owned mortgage for month 2 of the reference period.		
U Asset 130 owned jointly by married couples		
V 0 .Not in universe		
1 .Yes		
2 .No		
D JMORTYN3	1	5135
Was interest received from jointly owned mortgage for month 3 of the reference period.		
U Asset 130 owned jointly by married couples		
V 0 .Not in universe		
1 .Yes		
2 .No		
D JMORTYN4	1	5136
Was interest received from jointly owned mortgage for month 4 of the reference period.		
U Asset 130 owned jointly by married couples		
V 0 .Not in universe		
1 .Yes		
2 .No		
D JMAM1301	4	5137
Amount of mortgage interest earned jointly with spouse for month 1 of the reference period. In dollars. Range = -9,2500.		
U Asset 130 owned jointly by married couples		

GENERAL TYPE 2

DATA	SIZE	BEGIN
V -9 .Not in universe 0 .None		
D JMAM1302	4	5141
Amount of mortgage interest earned jointly with spouse for month 2 of the reference period. In dollars. Range = -9,2500.		
U Asset 130 owned jointly by married couples		
V -9 .Not in universe 0 .None		
D JMAM1303	4	5145
Amount of mortgage interest earned jointly with spouse for month 3 of the reference period. In dollars. Range = -9,2500.		
U Asset 130 owned jointly by married couples		
V -9 .Not in universe 0 .None		
D JMAM1304	4	5149
Amount of mortgage interest earned jointly with spouse for month 4 of the reference period. In dollars. Range = -9,2500.		
U Asset 130 owned jointly by married couples		
V -9 .Not in universe 0 .None		
D OMTGNYN1	1	5153
Was mortgage held in own name in month 1 of the reference period.		
U Asset 130 owned by individual persons 15 years old and older		
V 0 .Not in universe 1 .Yes 2 .No		
D OMTGNYN2	1	5154
Was mortgage held in own name in month 2 of the reference period.		
U Asset 130 owned by individual persons 15 years years old and older		

GENERAL TYPE 2

DATA	SIZE	BEGIN
V 0 .Not in universe 1 .Yes 2 .No		
D OMTGNYN3	1	5155
Was mortgage held in own name in month 3 of the reference period.		
U Asset 130 owned by individual persons 15 years old and older		
V 0 .Not in universe 1 .Yes 2 .No		
D OMTGNYN4	1	5156
Was mortgage held in own name in month 4 of the reference period.		
U Asset 130 owned by individual persons 15 years old and older		
V 0 .Not in universe 1 .Yes 2 .No		
D OMORTYN1	1	5157
Was interest received from mortgage held in own name for month 1 of the reference period.		
U Asset 130 owned by individual persons 15 years old and older		
V 0 .Not in universe 1 .Yes 2 .No		
D OMORTYN2	1	5158
Was interest received from mortgage held in own name for month 2 of the reference period.		
U Asset 130 owned by individual persons 15 years old and older		
V 0 .Not in universe 1 .Yes 2 .No		
D OMORTYN3	1	5159
Was interest received from mortgage held in own name for month 3 of the reference period.		
U Asset 130 owned by individual persons 15		

GENERAL TYPE 2

DATA	SIZE	BEGIN
years old and older		
V 0 .Not in universe		
1 .Yes		
2 .No		
D OMORTYN4	1	5150
was interest received from mortgage held in own name for month 4 of the reference period.		
U Asset 130 owned by individual persons 15 years old and older		
V 0 .Not in universe		
1 .Yes		
2 .No		
D OMAM1301	4	5161
Amount of mortgage interest earned in own name for month 1 of the reference period. In dollars. Range = -9,2500.		
U Asset 130 owned by individual persons 15 years old and older		
V -9 .Not in universe		
0 .None		
D OMAM1302	4	5165
Amount of mortgage interest earned in own name for month 2 of the reference period. In dollars. Range = -9,2500.		
U Asset 130 owned by individual persons 15 years old and older		
V -9 .Not in universe		
0 .None		
D OMAM1303	4	5169
Amount of mortgage interest earned in own name for month 3 of the reference period. In dollars. Range = -9,2500.		
U Asset 130 owned by individual persons 15 years old and older		
V -9 .Not in universe		
0 .None		
D OMAM1304	4	5173
Amount of mortgage interest earned in own name for month 4 of the reference period. In dollars. Range = -9,2500.		
U Asset 130 owned by individual persons 15		

GENERAL TYPE 2

DATA	SIZE	BEGIN
years old and older		
<input checked="" type="checkbox"/> -9 .Not in universe		
<input type="checkbox"/> 0 .None		
* *		* *
* The next 8 fields contain income		* *
* source codes 140 (royalties) and		* *
* 150 (other financial investments)		* *
* by months 1-4.		* *
* *		* *
* *		* *
* 04050YN1....4		* *
* RAM40501....4		* *
* *		* *
<input type="checkbox"/> 04050YN1	1	5177
Were royalties or other financial investment income received in month 1 of the reference period in own name.		
<input type="checkbox"/> Asset 140 owned by individual persons 15 years old and older		
<input checked="" type="checkbox"/> 0 .Not in universe		
1 .Yes		
2 .No		
<input type="checkbox"/> 04040YN2	1	5178
Were royalties or other financial investment income received in month 2 of the reference period in own name.		
<input type="checkbox"/> Asset 140 owned by individual persons 15 years old and older		
<input checked="" type="checkbox"/> 0 .Not in universe		
1 .Yes		
2 .No		
<input type="checkbox"/> 04050YN3	1	5179
Were royalties or other financial investment income received in month 3 of the reference period in own name.		
<input type="checkbox"/> Asset 140 owned by individual persons 15 years old and older		
<input checked="" type="checkbox"/> 0 .Not in universe		
1 .Yes		
2 .No		
<input type="checkbox"/> 04050YN4	1	5180
Were royalties or other financial investment income received in month 4		

DATA	SIZE	BEGIN
of the reference period in own name.		
U Asset 140		owned by individual persons 15 years old and older
V 0		.Not in universe
1		.Yes
2		.No
D RAM40501	5	5181
Amount earned from royalties and other financial investments for month 1 of the reference period.		
Dollar amount range = -2500,2500.		
U Asset 140		owned by individual persons 15 years old and older
V -9		.Not in universe
0		.None
D RAM40502	5	5186
Amount earned from royalties and other financial investments for month 2 of the reference period.		
Dollar amount range = -2500,2500.		
U Asset 140		owned by individual persons 15 years old and older
V -9		.Not in universe
0		.None
D RAM40503	5	5191
Amount earned from royalties and other financial investments for month 3 of the reference period.		
Dollar amount range = -2500,2500.		
U Asset 140		owned by individual persons 15 years old and older
V -9		.Not in universe
0		.None
D RAM40504	5	5196
Amount earned from royalties and other financial investments for month 4 of the reference period.		
Dollar amount range = -2500,2500.		
U Asset 140		owned by individual persons 15 years old and older
V -9		.Not in universe
0		.None

GENERAL TYPE 2

DATA	SIZE	BEGIN
* The next 4 fields (SC4300 through		*
* SC4306) are possible answers to the		*
* question:		*
*		*
* Check item A10		*
* Asset types owned		*
*		*
D SC4300	1	5201
ISS code 100 - regular/passbook		
savings accounts		
U Persons 15 years old and older		
V D .Not marked as a type of asset owned		
1 .Marked as a type of asset owned		
9 .Not in universe		
D SC4302	1	5202
ISS code 101 - money market deposit		
accounts		
U Persons 15 years old and older		
V D .Not marked as a type of asset owned		
1 .Marked as a type of asset owned		
9 .Not in universe		
D SC4304	1	5203
ISS code 102 - certificates of		
deposit or other savings		
certificates		
U Persons 15 years old and older		
V D .Not marked as a type of asset owned		
1 .Marked as a type of asset owned		
9 .Not in universe		
D SC4306	1	5204
ISS code 103 - NOW, super NOW or		
other interest earning checking		
accounts		
U Persons 15 years old and older		
V D .Not marked as a type of asset owned		
1 .Marked as a type of asset owned		
9 .Not in universe		
D SC4308	1	5205
Check item A11		
Interview status of ...'s spouse .		
U Persons 15 years old and older		
V D .Not in universe		

DATA	SIZE	BEGIN
1 .No spouse in household - skip To SC4320		
2 .Interview for spouse not yet conducted		
3 .Interview for spouse already conducted - skip to SC431B		
D SC4310	1	5206
Did ... own any of these assets jointly with ...'s (husband/wife)		
U Assets 100-103 owned by persons 15 years old and older		
V 0 .Not in universe		
1 .Yes		
2 .No - skip to SC4320		
D SC4312	5	5207
What is your best estimate of the total amount of interest earned on these jointly held assets during the 4-month period		
Range = 0;20000.		
U Assets 100-103 owned jointly by married couples		
V 0 .Not in universe		
D SC4316	1	5212
If I were to call back later would you be able to provide me with an estimate of the average amount		
U Assets 100-103 owned jointly by married couples		
V 0 .Not in universe		
1 .Yes		
2 .No		
D SC431B	1	5213
Besides the assets owned jointly with ...'s (husband/wife), did ... have any of these in ...'s own name		
U Assets 100-103 owned by individual persons 15 years old and older		
V 0 .Not in universe		
1 .Yes		
2 .No - skip to next ISS code		

GENERAL TYPE 2

DATA	SIZE	BEGIN
D SC4320	5	5214
What is your best estimate of the total amount of interest earned on these assets during the 4-month period		
Range = 0,10000		
U Assets 100-103 owned by individual persons 15 years old and older		
V 0 .Not in universe		
D SC4324	1	5219
If I were to call back later would you be able to provide me with an estimate of the average amount		
U Assets 100-103 owned by individual persons 15 years old and older		
V 0 .Not in universe		
1 .Yes - skip to next ISS code		
2 .No - skip to next ISS code		
*		*
* The next 4 fields (SC4400 through SC4406) are possible answers to the question:		
*		*
* Check item A12		
* Asset types owned		
*		*
D SC4400	1	5220
ISS code 104 - money market funds		
U Persons 15 years old and older		
V 0 .Not marked as a type of asset owned		
1 .Marked as a type of asset owned		
9 .Not in universe		
D SC4402	1	5221
ISS code 105 - U.S. government securities		
U Persons 15 years old and older		
V 0 .Not marked as a type of asset owned		
1 .Marked as a type of asset owned		
9 .Not in universe		
D SC4404	1	5222
ISS code 106 - municipal or corporate bonds		
U Persons 15 years old and older		

DATA	SIZE	BEGIN
V 0 .Not marked as a type of asset owned 1 .Marked as a type of asset owned 9 .Not in universe		
D SC4406 ISS code 107 - other interestearning assets	1	5223
U Persons 15 years old and older		
V 0 .Not marked as a type of asset owned 1 .Marked as a type of asset owned 9 .Not in universe		
D SC4409 Check item A13 Interview status of ...'s spouse	1	5224
U Persons 15 years old and older		
V 0 .Not in universe 1 .No spouse in household - skip to SC4420 2 .Interview for spouse not yet conducted 3 .Interview for spouse already conducted - skip to SC4418		
D SC4410 Did ... own any of these assets jointly with ...'s (husband/wife)	1	5225
U Assets 104-107 owned by persons 15 years old and older		
V 0 .Not in universe 1 .Yes 2 .No - skip to SC4420		
D SC4412 What is your best estimate of the total amount of interest earned on these jointly held assets during the 4-month period Range = 0,20000	5	5226
U Assets 104-107 owned jointly by married couples		
V 0 .Not in universe		
D SC4416 If I were to call back later would you be able to provide me with an estimate of the average amount	1	5231

GENERAL TYPE 2

DATA	SIZE	BEGIN
U Assets 104-107 owned jointly by married couples		
V 0 .Not in universe		
1 .Yes		
2 .No		
D SC4418	1	5232
Besides the assets owned jointly with ...'s (husband/wife), did ... have any of these in ...'s own name		
U Assets 104-107 owned by individual persons 15 years old and older		
V 0 .Not in universe		
1 .Yes		
2 .No - skip to next ISS code		
D SC4420	5	5233
What is your best estimate of the total amount of interest earned on these assets during the 4-month period. In dollars. Range = 0,10000		
U Assets 104-107 owned by individual persons 15 years old and older		
V 0 .Not in universe		
D SC4424	1	5238
If I were to call back later would you be able to provide me with an estimate of the average amount		
U Assets 104-107 owned by individual persons 15 years old and older		
V 0 .Not in universe		
1 .Yes - skip to next ISS code		
2 .No - skip to next ISS code		
D SC4500	1	5239
Did ... receive any dividend checks for owned stocks or mutual fund shares during these 4 months		
U Persons 15 years old and older		
V 0 .Not in universe		
1 .Yes		
2 .No - skip to SC4512		
D SC4502	1	5240
Check item A14		

DATA	SIZE	BEGIN
Interview status of ...'s spouse		
U Persons 15 years old and older		
V 0 .Not in universe		
1 .No spouse in household - skip to SC4508		
2 .Interview for spouse not yet conducted		
3 .Interview for spouse already conducted - skip to SC4508		
D SC4504	5	S241
During the past 4 months how much was received in dividend checks Made out jointly to ... and ...'s (husband/wife). In dollars. Range = -9,20000		
U Asset 110 owned jointly by married couples		
V -9 .Not in universe		
0 .None		
D SC4506	1	S246
If I were to call back later would you be able to provide me with an estimate		
U Asset 110 owned jointly by married couples		
V 0 .Not in universe		
1 .Yes		
2 .No		
D SC4508	5	S247
During this 4-month period, how much did ... receive in dividend checks (in ...'s name only) Range = -9,10000		
U Asset 110 owned by individual persons 15 years old and older		
V -9 .Not in universe		
0 .None		
D SC4510	1	S252
If I were to call back later would you be able to provide me with an estimate		
U Asset 110 owned by individual persons 15 years old and older		
V 0 .Not in universe		

GENERAL TYPE 2

DATA	SIZE	BEGIN
1 .Yes		
2 .No		
D SC4512	1	5253
Did ... earn any (other) dividends that were credited against a margin account or automatically reinvested in additional shares of stock		
U Asset 110 owned by individual persons 15 years old and older		
✓ D .Not in universe		
1 .Yes		
2 .No - skip to next ISS code		
D SC4514	1	5254
Check item A15		
Interview status of ...'s spouse		
U Persons 15 years old and older		
✓ D .Not in universe		
1 .No spouse in household - skip to SC4518		
2 .Interview for spouse not yet conducted		
3 .Interview for spouse already conducted - skip to SC4518		
D SC4516	5	5255
During the 4-month period how much of these kinds of dividends did ... earn jointly with ...'s (husband/ wife). In dollars.		
Range = -9,20000.		
U Asset 110 owned jointly by married couples		
✓ -9 .Not in universe		
D .None		
D SC4518	5	5260
During the 4-month period, how much of these kinds of dividends did ... earn (in ...'s name only)		
Range = -9,10000.		
U Asset 110 owned by individual persons 15 years old and older		
✓ -9 .Not in universe		
D .None - skip to next ISS code		
D SC4600	1	5265
Check item A16		

GENERAL TYPE 2

DATA	SIZE	BEGIN
Interview status of ...'s spouse .		
U Persons 15 years old and older		
V 0 .Not in universe		
1 .No spouse in household - skip to SC4610		
2 .Interview for spouse not yet conducted		
3 .Interview for spouse already conducted - skip to SC4610		
D SC4602	1	5266
Did ... receive any rental income from property owned jointly by ... and ...'s (husband/wife)		
U Asset 120 owned jointly by married couples		
V 0 .Not in universe		
1 .Yes		
2 .No - skip to SC4610		
D SC4604	5	5267
About how much was received in gross rent from this property during the 4-month period.		
Range = 0,20000		
U Asset 120 owned jointly by married couples		
V 0 .Not in universe		
D SC4606	6	5272
What is your best estimate of the amount that was cleared after expenses. Negative amount indicates loss.		
Dollar amount range = -20000,20000		
U Asset 120 owned jointly by married couples		
V 0 .Not in universe		
D SC4610	1	5278
Did ... receive renta' income from property owned entirely in ...'s own name		
U Asset 120 owned by individual persons 15 years old and older		
V 0 .Not in universe		
1 .Yes		
2 .No - skip to SC4618		

GENERAL TYPE 2

DATA	SIZE	BEGIN
D 5C4612	5	5279
About how much was received in gross rent from this property during the 4-month period Range = 0,10000		
U Asset 120 owned by individual persons 15 years old and older		
V 0 .Not in universe		
D 5C4614	6	5284
What is your best estimate of the amount that was cleared after expenses. Negative amount indicates loss. Dollar amount range = -10000,10000		
U Asset 120 owned by individual persons 15 years old and older		
V 0 .Not in universe		
D 5C4618	1	5290
Did ... receive any rental income from property owned jointly with others		
U Asset 120 owned jointly with someone else other than spouse		
V 0 .Not in universe		
1 .Yes		
2 .No - skip to next ISS code		
D 5C4620	6	5291
What is your best estimate of ...'s share of the amount cleared on this property during the last 4 months. Negative amount indicates loss. Dollar amount range = -10000,10000		
U Asset 120 owned jointly with someone else other than spouse		
V 0 .Not in universe		
*		*
* The next 3 fields (5C4700 through 5C4704) are possible answers to the question:		
*		*
*	Check item A17	*
*	Asset types owned	*
*		*

GENERAL TYPE 2

DATA	SIZE	BEGIN
D SC4700	1	5297
ISS code 130 - mortgages		
U Persons 15 years old and older		
V 0	.Not marked as a type of asset owned	
1	.Marked as a type of asset owned	
9	.Not in universe	
D SC4702	1	5298
ISS code 140 - royalties		
U Persons 15 years old and older		
V 0	.Not marked as a type of asset owned	
1	.Marked as a type of asset owned	
9	.Not in universe	
D SC4704	1	5299
ISS code 150 - other financial investments		
U Persons 15 years old and older		
V 0	.Not marked as a type of asset owned	
1	.Marked as a type of asset owned	
9	.Not in universe	
D SC4706	1	5300
Check item A16		
Is ISS code 130 marked in SC4700		
U Persons 15 years old and older		
V 0	.Not in universe	
1	.Yes	
2	.No - skip to SC4720	
D SC4708	1	5301
Check item A19		
Interview status of ...'s spouse		
U Persons 15 years old and older		
V 0	.Not in universe	
1	.No spouse in household - skip to SC4716	
2	.Interview for spouse not yet conducted	
3	.Interview for spouse already conducted - skip to SC4714	
D SC4710	1	5302
Did ... own this mortgage jointly with ...'s spouse		
U Asset 130 owned jointly by married couples		

450

GENERAL TYPE 2

DATA	SIZE	BEGIN
V 0 .Not in universe 1 .Yes 2 .No - skip to SC4716		
D SC4712	5	5303
During the past 4 months how much interest was paid to ... and ...'s spouse by the borrower. In dollars Range = -9,20000		
U Asset 130 owned jointly by married couples		
V -9 .Not in universe 0 .None		
D SC4714	1	5305
Did ... hold any mortgages in ...'s own name		
U Asset 130 owned by individual persons 15 years old and older		
V 0 .Not in universe 1 .Yes 2 .No - skip to SC4718		
D SC4716	5	5309
During the past 4 months how much interest was paid to ... by the borrower. In dollars. Range = -9,10000		
U Asset 130 owned by individual persons 15 years old and older		
V -9 .Not in universe 0 .None		
D SC4718	1	5314
Check item A20 Is ISS code 140 marked in SC4702 or ISS code 150 marked in SC4704		
U Persons 15 years old and older		
V 0 .Not in universe 1 .Yes 2 .No		
D SC4720	6	5315
During the past 4 months, how much income did ... receive from these assets. Negative amount indicates loss.		

GENERAL TYPE 2

DATA	SIZE	BEGIN
Dollar amount range = -10000,10000		
U Asset 140 or 150 owned by individual persons 15 years old and older		
V -9. Not in universe		
0. None		
*		*
* General amounts 2 imputation flags		*
*		*
D G2-IMP01	1	5321
General amounts 2 imputation flag 1		
Imputation of 'SC4310'		
V 0 .Not imputed		
1 .Imputed		
D G2-IMP02	1	5322
General amounts 2 imputation flag 2		
Imputation of 'SC4312'		
V 0 .Not imputed		
1 .Imputed		
D G2-IMP03	1	5323
General amounts 2 imputation flag 3		
Imputation of 'SC4316'		
V 0 .Not imputed		
1 .Imputed		
D G2-IMP04	1	5324
General amounts 2 imputation flag 4		
Imputation of 'SC4320'		
V 0 .Not imputed		
1 .Imputed		
D G2-IMP05	1	5325
General amounts 2 imputation flag 5		
Imputation of 'SC4410'		
V 0 .Not imputed		
1 .Imputed		
D G2-IMP06	1	5326
General amounts 2 imputation flag 6		
Imputation of 'SC4412'		
V 0 .Not imputed		
1 .Imputed		
D G2-IMP07	1	5327
General amounts 2 imputation flag 7		

452

GENERAL TYPE 2

DATA	SIZE	BEGIN
Imputation of 'SC4418'		
V 0		.Not imputed
1		.Imputed
D G2-IMP08	1	5328
General amounts 2 imputation flag 8		
Imputation of 'SC4420'		
V 0		.Not imputed
1		.Imputed
D G2-IMP09	1	5329
General amounts 2 imputation flag 9		
Imputation of 'SC4500'		
V 0		.Not imputed
1		.Imputed
D G2-IMP10	1	5330
General amounts 2 imputation flag 10		
Imputation of 'SC4504'		
V 0		.Not imputed
1		.Imputed
D G2-IMP11	1	5331
General amounts 2 imputation flag 11		
Imputation of 'SC4508'		
V 0		.Not imputed
1		.Imputed
D G2-IMP12	1	5332
General amounts 2 imputation flag 12		
Imputation of 'SC4512'		
V 0		.Not imputed
1		.Imputed
D G2-IMP13	1	5333
General amounts 2 imputation flag 13		
Imputation of 'SC4516'		
V 0		.Not imputed
1		.Imputed
D G2-IMP14	1	5334
General amounts 2 imputation flag 14		
Imputation of 'SC4518'		
V 0		.Not imputed
1		.Imputed
D G2-IMP15	1	5335
General amounts 2 imputation flag 15		

DATA	SIZE	BEGIN
Imputation of 'SC4602'		
V 0		.Not imputed
1		.Imputed
D G2-IMP16	1	5336
General amounts 2 imputation flag 16		
Imputation of 'SC4604'		
V 0		.Not imputed
1		.Imputed
D G2-IMP17	1	5337
General amounts 2 imputation flag 17		
Imputation of 'SC4606'		
V 0		.Not imputed
1		.Imputed
D G2-IMP18	1	5338
General amounts 2 imputation flag 18		
Imputation of 'SC4610'		
V 0		.Not imputed
1		.Imputed
D G2-IMP19	1	5339
General amounts 2 imputation flag 19		
Imputation of 'SC4612'		
V 0		.Not imputed
1		.Imputed
D G2-IMP20	1	5340
General amounts 2 imputation flag 20		
Imputation of 'SC4614'		
V 0		.Not imputed
1		.Imputed
D G2-IMP21	1	5341
General amounts 2 imputation flag 21		
Imputation of 'SC4616'		
V 0		.Not imputed
1		.Imputed
D G2-IMP22	1	5342
General amounts 2 imputation flag 22		
Imputation of 'SC4620'		
V 0		.Not imputed
1		.Imputed
D G2-IMP23	1	5343
General amounts 2 imputation flag 23		

GENERAL TYPE 2

DATA	SIZE	BEGIN
Imputation of 'SC4710'		
V 0		.Not imputed
1		.Imputed
D G2-IMP24	1	5344
General amounts 2 imputation flag 24		
Imputation of 'SC4712'		
V 0		.Not imputed
1		.Imputed
D G2-IMP25	1	5345
General amounts 2 imputation flag 25		
Imputation of 'SC4714'		
V 0		.Not imputed
1		.Imputed
D G2-IMP26	1	5346
General amounts 2 imputation flag 26		
Imputation of 'SC4716'		
V 0		.Not imputed
1		.Imputed
D G2-IMP27	1	5347
General amounts 2 imputation flag 27		
Imputation of 'SC4720'		
V 0		.Not imputed
1		.Imputed
D VERSION	1	5348
Release number of file		
Range = 1:9		
V 1		.Original version
2		.First re-release, etc.
D G2-FILL	4	5349
Zero Filler		

APPENDIX A-1

Income Source Code List

Code Income Sources

- 1 - Social Security
- 2 - U.S. Government Railroad Retirement pay
- 3 - Federal Supplemental Security Income (SSI)
- 5 - State unemployment compensation
- 6 - Supplemental Unemployment Benefits
- 7 - Other unemployment compensation (Trade Adjustment Act benefits, strike pay, other)
- 8 - Veterans compensation or pensions
- 10 - Worker's compensation
- 12 - Employer or union temporary sickness policy
- 13 - Payments from a sickness, accident or disability insurance policy purchased on your own
- 20 - Aid to Families with Dependent Children (AFDC, ADC)
- 21 - General assistance or General relief
- 23 - Foster child care payments
- 24 - Other welfare
- 25 - WIC (Women, Infants and Children) Nutrition Program
- 27 - Food stamps
- 28 - Child support payments
- 29 - Alimony payments
- 30 - Pension from company or union
- 31 - Federal Civil Service or other Federal civilian employee pensions
- 32 - U.S. Military retirement pay
- 34 - State government pensions
- 35 - Local government pensions
- 36 - Income from paid up life insurance policies or annuities
- 37 - Estates and trusts
- 38 - Other payments for retirement, disability or survivor
- 40 - G.I. Bill/VEAP education benefits
- 50 - Income assistance from a charitable group
- 51 - Money from relatives or friends
- 52 - Lump sum payments
- 53 - Income from roomers or boarders
- 54 - National Guard or Reserve pay
- 55 - Incidental or casual earnings
- 56 - Other cash income not included elsewhere
- 75 - Categories combined and recoded for confidentiality reasons
 - State Administered Supplemental Security Income (old code 4)
 - Black lung payments (old code 9)
 - State temporary sickness or disability benefits (old code 11)
 - Indian, Cuban, or Refugee Assistance (old code 22)
 - National Guard or Reserve Force retirement (old code 33)

Code Asset List

- 100 - Regular/passbook savings accounts in a bank,
savings and loan or credit union
- 101 - Money market deposit accounts
- 102 - Certificates of Deposit or other savings certificates
- 103 - NOW, Super NOW or other interest earning checking
accounts
- 104 - Money market funds
- 105 - U.S. Government securities
- 106 - Municipal or corporate bonds
- 107 - Other interest-earning assets
- 110 - Stocks or mutual fund shares
- 120 - Rental property
- 130 - Mortgages
- 140 - Royalties
- 150 - Other financial investments

Code Special Indicators

- 170 - Worked
- 171 - Disabled
- 172 - Medicare
- 173 - Medicaid
- 174 - U.S. Saving Bonds (E, EE)
- 175 - Other educational assistance

APPENDIX A-2

INCOME SOURCES INCLUDED IN MONTHLY CASH INCOME

Earnings from Employment

Wages and salaries
Nonfarm self-employment income
Farm self-employment income

Income from Assets (Property Income)

Regular/passbook savings accounts in a bank, savings and loan or credit union
Money market deposit accounts
Certificates of Deposit or other savings certificates
NOW, Super NOW or other interest-earning checking accounts
Money market funds
U.S. Government securities
Municipal or corporate bonds
Other interest-earning assets
Stocks or mutual fund shares
Rental property
Mortgages
Royalties
Other financial investments

Other Income Sources

Social Security
U.S. Government Railroad Retirement pay
Federal Supplemental Security Income (SSI)
State Administered Supplemental Security Income
State unemployment compensation
Supplemental Unemployment Benefits
Other unemployment compensation (Trade Adjustment Act benefits; strike pay, other)
Veterans compensation or pensions
Black lung payments
Worker's compensation
State temporary sickness or disability benefits
Payments from a sickness, accident or disability insurance policy purchased on your own
Aid to Families with Dependent Children (AFDC, ADC)
General assistance or General relief
Indian, Cuban, or Refugee Assistance
Foster child care payments
Other welfare
Child support payments
Alimony payments
Pension from company or union
Federal Civil Service or other Federal civilian employee pensions

Other Income Sources (Continued)

U.S. Military retirement pay
National Guard or Reserve Forces retirement
State government pensions
Local government pensions
Income from paid-up life insurance policies or annuities
Estates and trusts
Other payments for retirement, disability or survivor
G.I. Bill/VEAP education benefits
Income assistance from a charitable group
Money from relatives or friends
Lump sum payments
Income from roomers or boarders
National Guard or Reserve pay
Incidental or casual earnings
Other cash income not included elsewhere

APPENDIX A-3

SOURCES OF MEANS-TESTED BENEFITS COVERED IN SIPP

Cash Benefits

Federal Supplemental Security Income (SSI)
State Administered Supplemental Security Income
Veterans' pensions
Aid to Families with Dependent Children (AFDC, ADC)
General Assistance or General Relief
Indian, Cuban, or Refugee Assistance
Other welfare
Foster child care payments

Noncash Benefits

Food Stamps
Special Supplemental Food Program for Women,
Infants, and Children (WIC)
Low-Income Home Energy Assistance

Medicaid

Free or reduced price school lunches
Free or reduced price school breakfasts
Public or subsidized rental housing

APPENDIX A-4

1980 CENSUS OF POPULATION
OCCUPATION CLASSIFICATION SYSTEM

(The numbers in parentheses refer to the 1980 Standard Occupational Classification code equivalents. Pt means part. N.e.c. means not elsewhere classified.)

MANAGERIAL AND PROFESSIONAL SPECIALTY OCCUPATIONS

1980
CODE

Executive, Administrative, and Managerial Occupations

003 Legislators (111)
004 Chief executives and general administrators, public administration (112)
005 Administrators and officials, public administration (1132-1139)
006 Administrators, protective services (1131)
007 Financial managers (122)
008 Personnel and labor relations managers (123)
009 Purchasing managers (124)
013 Managers, marketing, advertising, and public relations (125)
014 Administrators, education and related fields (126)
015 Managers, medicine and health (131)
016 Managers, properties and real estate (1353)
017 Postmasters and mail superintendents (1344)
018 Funeral directors (pt 1359)
019 Managers and administrators, n.e.c. (121, 126, 127, 132-139, exc. 1344, 1353, pt 1359)

Management Related Occupations

023 Accountants and auditors (1412)
024 Underwriters (1414)
025 Other financial officers (1415, 1419)
026 Management analysts (142)
027 Personnel, training, and labor relations specialists (143)
028 Purchasing agents and buyers, farm products (1443)
029 Buyers, wholesale and retail trade except farm products (1442)
033 Purchasing agents and buyers, n.e.c. (1448)
034 Business and promotion agents (145)
035 Construction inspectors (1472)
036 Inspectors and compliance officers, exc. construction (1473)
037 Management related occupations, n.e.c. (149)

Professional Specialty Occupations

Engineers, Architects, and Surveyors

043 Architects (161)
044 Engineers
Aerospace (1622)

.

.

.

Engineers, Architects, and Surveyors (continued)

	Engineers (continued)
045	Metallurgical and materials (1623)
046	Mining (1624)
047	Petroleum (1625)
048	Chemical (1626)
049	Nuclear (1627)
053	Civil (1628)
054	Agricultural (1632)
055	Electrical and electronic (1633, 1636)
056	Industrial (1634)
057	Mechanical (1635)
058	Marine and naval architects (1637)
059	Engineers, n.e.c. (1639)
063	Surveyors and mapping scientists (164)
	Mathematical and Computer Scientists
064	Computer systems analysts and scientists (171)
065	Operations and systems researchers and analysts (172)
066	Actuaries (1732)
067	Statisticians (1733)
068	Mathematical scientists, n.e.c. (1739)
	Natural Scientists
069	Physicists and astronomers (1842, 1843)
073	Chemists, except biochemists (1845)
074	Atmospheric and space scientists (1846)
075	Geologists and geodesists (1847)
076	Physical scientists, n.e.c. (1849)
077	Agricultural and food scientists (1853)
078	Biological and life scientists (1854)
079	Forestry and conservation scientists (1852)
083	Medical scientists (1855)
	Health Diagnosing Occupations
084	Physicians (281)
085	Dentists (262)
086	Veterinarians (27)
087	Optometrists (281)
088	Podiatrists (283)
089	Health diagnosing practitioners, n.e.c. (289)
	Health Assessment and Treating Occupations
095	Registered nurses (29)
096	Pharmacists (301)
097	Dietitians (302)
	Therapists
098	Inhalation therapists (3031)
099	Occupational therapists (3032)
103	Physical therapists (3033)
104	Speech therapists (3034)
105	Therapists, n.e.c. (3039)
106	Physicians' assistants (304)

Teachers, Postsecondary

- 113 Earth, environmental, and marine science teachers (2212)
- 114 Biological science teachers (2213)
- 115 Chemistry teachers (2214)
- 116 Physics teachers (2215)
- 117 Natural science teachers, n.e.c. (2216)
- 118 Psychology teachers (2217)
- 119 Economics teachers (2218)
- 123 History teachers (2222)
- 124 Political science teachers (2223)
- 125 Sociology teachers (2224)
- 126 Social science teachers, n.e.c. (2225)
- 127 Engineering teachers (2226)
- 128 Mathematical science teachers (2227)
- 129 Computer science teachers (2228)
- 133 Medical science teachers (2231)
- 134 Health specialties teachers (2232)
- 135 Business, commerce, and marketing teachers (2233)
- 136 Agriculture and forestry teachers (2234)
- 137 Art, drama, and music teachers (2235)
- 138 Physical education teachers (2236)
- 139 Education teachers (2237)
- 143 English teachers (2238)
- 144 Foreign language teachers (2242)
- 145 Law teachers (2243)
- 146 Social work teachers (2244)
- 147 Theology teachers (2245)
- 148 Trade and industrial teachers (2246)
- 149 Home economics teachers (2247)
- 153 Teachers, postsecondary, n.e.c. (2249)
- 154 Postsecondary teachers, subject not specified

Teachers, Except Postsecondary

- 155 Teachers, prekindergarten and kindergarten (231)
- N(156) Teachers, elementary school (232)
- P(157) Teachers, secondary school (233)
- 158 Teachers, special education (235)
- 159 Teachers, n.e.c. (236, 239)

- 163 Counselors, educational and vocational (24)
- Librarians, Archivists, and Curators
- 164 Librarians (251)
- 165 Archivists and curators (252)

Social Scientists and Urban Planners

- 166 Economists (1912)
- 167 Psychologists (1915)
- 168 Sociologists (1916)
- 169 Social scientists, n.e.c. (1913, 1914, 1919)
- 173 Urban planners (192)

Social, Recreation, and Religious Workers

- 174 Social workers (2032)
- 175 Recreation workers (2033)
- 176 Clergy (2042)
- 177 Religious workers, n.e.c. (2049)

	Lawyers and Judges
178	Lawyers (211)
179	Judges (212)
	Writers, Artists, Entertainers, and Athletes
183	Authors (321)
184	Technical writers (398)
185	Designers (322)
186	Musicians and composers (323)
187	Actors and directors (324)
188	Painters, sculptors, craft-artists, and artist printmakers (325)
189	Photographers (326)
193	Dancers (327)
194	Artists, performers, and related workers, n.e.c. (328, 329)
195	Editors and reporters (331)
197	Public relations specialists (332)
198	Announcers (333)
199	Athletes (34)

TECHNICAL, SALES, AND ADMINISTRATIVE SUPPORT OCCUPATIONS

Technicians and Related Support Occupations Health Technologists and Technicians


203	Clinical laboratory technologists and technicians (362)
204	Dental hygienists (363)
205	Health record technologists and technicians (364)
206	Radiologic technicians (365)
207	Licensed practical nurses (366)
208	Health technologists and technicians, n.e.c. (369)

Technologists and Technicians, Except Health

	Engineering and Related Technologists and Technicians
213	Electrical and electronic technicians (3711)
214	Industrial engineering technicians (3712)
215	Mechanical engineering technicians (3713)
216	Engineering technicians, n.e.c. (3719)
217	Drafting occupations (372)
218	Surveying and mapping technicians (373)
	Science Technicians
223	Biological technicians (382)
224	Chemical technicians (3831)
225	Science technicians, n.e.c. (3832, 3833, 384, 389)
	Technicians: Except Health, Engineering, and Science
226	Airplane pilots and navigators (825)
227	Air traffic controllers (392)
228	Broadcast equipment operators (393)
229	Computer programmers (3971, 3972)
233	Tool programmers, numerical control (3974)
234	Legal assistants (396)
235	Technicians, n.e.c. (399)

	Sales Occupations	
243	Supervisors and proprietors, sales occupations (40)	
	Sales Representatives, Finance and Business Services	
253	Insurance sales occupations (4122)	
254	Real estate sales occupations (4123)	
255	Securities and financial services sales occupations (4124)	
256	Advertising and related sales occupations (4153)	
257	Sales occupations, other business services (4152)	
	Sales Representatives, Commodities Except Retail	
258	Sales engineers (421)	
259	Sales representatives, mining, manufacturing, and wholesale (423, 424)	
	Sales Workers, Retail and Personal Services	
263	Sales workers, motor vehicles and boats (4342, 4344)	
264	Sales workers, apparel (4346)	
265	Sales workers, shoes (4351)	
266	Sales workers, furniture and home furnishings (4348)	
267	Sales workers; radio, TV, hi-fi, and appliances (4343, 4352)	
268	Sales workers, hardware and building supplies (4353)	
269	Sales workers, parts (4367)	
271	Sales workers, other commodities (4345, 4347, 4354, 4356, 4359, 4362, 4369)	
275	Sales counter clerks (4363)	
Q(276)	Cashiers (4364)	
277	Street and door-to-door sales workers (4366)	
278	News vendors (4365)	
	Sales Related Occupations	
283	Demonstrators, promoters and models, sales (445)	
284	Auctioneers (447)	
285	Sales support occupations, n.e.c. (444, 446, 449)	
	Administrative Support Occupations, Including Clerical	
	Supervisors, Administrative Support Occupations	
303	Supervisors, general office (4511, 4513, 4514, 4516, 4519, 4529)	
304	Supervisors, computer equipment operators (4512)	
305	Supervisors, financial records processing (4521)	
306	Chief communications operators (4523)	
307	Supervisors; distribution, scheduling, and adjusting clerks (4522, 4524-4526)	
	Computer Equipment Operators	
308	Computer operators (4612)	
309	Peripheral equipment operators (4613)	
	Secretaries, Stenographers, and Typists	
R(313)	Secretaries (4622)	
314	Stenographers (4623)	
315	Typists (4624)	
	Information Clerks	
316	Interviewers (4642)	
317	Hotel clerks (4643)	
318	Transportation ticket and reservation agents (4644)	
319	Receptionists (4645)	
323	Information clerks, n.e.c. (4649)	

	Records Processing Occupations, Except Financial
325	Classified-ad clerks (4662)
326	Correspondence clerks (4663)
327	Order clerks (4664)
328	Personnel clerks, except payroll and timekeeping (4692)
329	Library clerks (4694)
335	File clerks (4696)
338	Records clerks (4699)
	Financial Records Processing Occupations
8(337)	Bookkeepers, accounting, and auditing clerks (4712)
338	Payroll and timekeeping clerks (4713)
339	Billing clerks (4715)
343	Cost and rate clerks (4716)
344	Billing, posting, and calculating machine operators (4718)
	Duplicating, Mail and Other Office Machine Operators
345	Duplicating machine operators (4722)
346	Mail preparing and paper handling machine operators (4723)
347	Office machine operators, n.e.c. (4729)
	Communications Equipment Operators
348	Telephone operators (4732)
349	Telegraphers (4733)
353	Communications equipment operators, n.e.c. (4739)
	Mail and Message Distributing Occupations
354	Postal clerks, exc. mail carriers (4742)
355	Mail carriers, postal service (4743)
356	Mail clerks, exc. postal service (4744)
357	Messengers (4745)
	Material Recording, Scheduling, and Distributing Clerks
359	Dispatchers (4751)
363	Production coordinators (4752)
364	Traffic, shipping, and receiving clerks (4753)
365	Stock and inventory clerks (4754)
366	Meter readers (4755)
368	Weighers, measurers, and checkers (4756)
369	Samplers (4757)
373	Expeditors (4758)
374	Material recording, scheduling, and distributing clerks, n.e.c. (4759)
	Adjusters and Investigators
375	Insurance adjusters, examiners, and investigators (4782)
376	Investigators and adjusters, except insurance (4783)
377	Eligibility clerks, social welfare (4784)
378	Bill and account collectors (4786)
	Miscellaneous Administrative Support Occupations
379	General office clerks (463)
383	Bank tellers (4791)
384	Proofreaders (4792)
385	Data-entry keyers (4793)
386	Statistical clerks (4794)
387	Teachers' aides (4795)
389	Administrative support occupations, n.e.c. (4787, 4799)



SERVICE OCCUPATIONS

Private Household Occupations

403	Launderers and ironers (503)
404	Cooks, private household (504)
405	Housekeepers and butlers (505)
406	Child care workers, private household (506)
T(407)	Private household cleaners and servants (502, 507, 509)

Protective Service Occupations

	Supervisors, Protective Service Occupations
413	Supervisors, firefighting and fire prevention occupations (5111)
414	Supervisors, police and detectives (5112)
415	Supervisors, guards (5113)
	Firefighting and Fire Prevention Occupations
416	Fire inspection and fire prevention occupations (5122)
417	Firefighting occupations (5123)
	Police and Detectives
418	Police and detectives, public service (5132)
423	Sheriffs bailiffs, and other law enforcement officers (5134)
424	Correctional institution officers (5133)
	Guards
425	Crossing guards (5142)
426	Guards and police, exc. public service (5144)
427	Protective service occupations, n.e.c. (5149)

Service Occupations, Except Protective and Household

Food Preparation and Service Occupations

433	Supervisors, food preparation and service occupations (5211)
434	Bartenders (5212)
U(435)	Waiters and waitresses (5213)
436	Cooks, except short order (5214)
437	Short-order cooks (5215)
438	Food counter, fountain and related occupations (5216)
439	Kitchen workers, food preparation (5217)
443	Waiters'/waitresses' assistants (5218)
444	Miscellaneous food preparation occupations (5219)

Health Service Occupations

445	Dental assistants (5232)
446	Health aides, except nursing (5233)
447	Nursing aides, orderlies, and attendants (5236)

Cleaning and Building Service Occupations, except Household

448	Supervisors, cleaning and building service workers (5241)
449	Maids and housemen (5242, 5249)
V(453)	Janitors and cleaners (5244)
454	Elevator operators (5245)
455	Pest control occupations (5246)

Personal Service Occupations

456	Supervisors, personal service occupations (5251)
457	Barbers (5252)
458	Hairstressers and cosmetologists (5253)



Personal Service Occupations (continued)

459	Attendants, amusement and recreation facilities (5254)
463	Guides (5255)
464	Ushers (5256)
465	Public transportation attendants (5257)
466	Baggage porters and bellhops (5262)
467	Welfare service aides (5263)
468	Child care workers, except private household (5264)
469	Personal service occupations, n.e.c. (5258, 5269)

FARMING, FORESTRY, AND FISHING OCCUPATIONS

Farm Operators and Managers

W(473)	Farmers, except horticultural (5512-5514)
474	Horticultural specialty farmers (5515)
475	Managers, farms, except horticultural (5522-5524)
476	Managers, horticultural specialty farms (5525)

Other Agricultural and Related Occupations

Farm Occupations, Except Managerial

477	Supervisors, farm workers (5611)
479	Farm workers (5612-5617)
483	Marine life cultivation workers (5618)
484	Nursery workers (5619)

Related Agricultural Occupations

485	Supervisors, related agricultural occupations (5621)
486	Groundskeepers and gardeners, except farm (5622)
487	Animal caretakers, except farm (5624)
488	Graders and sorters, agricultural products (5625)
489	Inspectors, agricultural products (5627)

Forestry and Logging Occupations

494	Supervisors, forestry, and logging workers (571)
495	Forestry workers, except logging (572)
496	Timber cutting and logging occupations (573, 579)

Fishers, Hunters, and Trappers

497	Captains and other officers, fishing vessels (pt 8241)
498	Fishers (583)
499	Hunters and trappers (584)

PRECISION PRODUCTION, CRAFT, AND REPAIR OCCUPATIONS

Mechanics and Repairers

503	Supervisors, mechanics and repairers (60)
	Mechanics and Repairers, Except Supervisors
	Vehicle and Mobile Equipment Mechanics and Repairers
X(505)	Automobile mechanics (pt 6111)
506	Automobile mechanic apprentices (pt 6111)
507	Bus, truck, and stationary engine mechanics (6112)
508	Aircraft engine mechanics (6113)
509	Small engine repairers (6114)
514	Automobile body and related repairers (6115)
515	Aircraft mechanics, exc. engine (6116)
516	Heavy equipment mechanics (6117)
517	Farm equipment mechanics (6118)

Vertical line on the left margin.

Mechanics and Repairers Except Supervisors (continued)

518	Industrial machinery repairers (613)
519	Machinery maintenance occupations (614)
	Electrical and Electronic Equipment Repairers
523	Electronic repairers, communications and industrial equipment (6151, 6153, 6155)
525	Data processing equipment repairers (6154)
526	Household appliance and power tool repairers (6156)
527	Telephone line installers and repairers (6157)
529	Telephone installers and repairers (6158)
533	Miscellaneous electrical and electronic equipment repairers (6152, 6159)
534	Heating, air conditioning, and refrigeration mechanics (6161)
	Miscellaneous Mechanics and Repairers
535	Camera, watch, and musical instrument repairers (6171, 6172)
536	Locksmiths and safe repairers (6173)
538	Office machine repairers (6174)
539	Mechanical controls and valve repairers (6175)
543	Elevator installers and repairers (6176)
544	Millwrights (6178)
547	Specified mechanics and repairers, n.e.c. (6177, 6179)
549	Not specified mechanics and repairers

Construction Trades

	Supervisors, construction occupations
553	Supervisors; brickmasons, stonemasons, and tile setters (6312)
554	Supervisors, carpenters and related workers (6313)
555	Supervisors, electricians and power transmission installers (6314)
556	Supervisors; painters, paperhangers, and plasterers (6315)
557	Supervisors; plumbers, pipefitters, and steamfitters (6316)
558	Supervisors, n.e.c. (6311, 6318)
	Construction Trades, Except Supervisors
563	Brickmasons and stonemasons (pt 6412, pt 6413)
564	Brickmason and stonemason apprentices (pt 6412, pt 6413)
565	Tile setters, hard and soft (6414, pt 6462)
566	Carpet installers (pt 6462)
Y(567)	Carpenters (pt 6422)
569	Carpenter apprentices (pt 6422)
573	Drywall installers (6424)
575	Electricians (pt 6432)
576	11 Electrician apprentices (pt 6432)
577	Electrical power installers and repairers (6433)
579	Painters, construction and maintenance (6442)
583	Paperhangers (6443)
584	Plasterers (6444)
585	Plumbers, pipefitters, and steamfitters (pt 645)
587	Plumber, pipefitter, and steamfitter apprentices (pt 645)
588	Concrete and terrazzo finishers (6463)
589	Glaziers (6464)
593	Insulation workers (6465)
594	Paving, surfacing, and tamping equipment operators (6466)
595	Roofers (6468)
596	Sheetmetal duct installers (6472)
597	Structural metal workers (6473)
598	Drillers, earth (6474)
599	Construction trades, n.e.c. (6467, 6475, 6476, 6479)

Vertical line on the left side of the page.


Vertical line on the right side of the page.

Extractive Occupations

- 613 Supervisors, extractive occupations (632)
- 614 Drillers, oil well (652)
- 615 Explosives workers (653)
- 616 Mining machine operators (654)
- 617 Mining occupations, u.e.c. (656)

Precision Production Occupations


- 639 Supervisors, production occupations (67, 71)
- Precision Metal Working Occupations
 - 634 Tool and die makers (pt 6811)
 - 635 Tool and die maker apprentices (pt 6811)
 - 636 Precision assemblers, metal (6812)
 - 637 Machinists (pt 6813)
 - 639 Machinist apprentices (pt 6813)
 - 643 Boilermakers (6814)
 - 644 Precision grinders, filers, and tool sharpeners (6816)
 - 645 Patternmakers and model makers, metal (6817)
 - 646 Lay-out workers (6821)
 - 647 Precious stones and metals workers (Jewelers) (6822, 6866)
 - 649 Engravers, metal (6823)
 - 653 Sheet metal workers (pt 6824)
 - 654 Sheet metal worker apprentices (pt 6824)
 - 655 Miscellaneous precision metal workers (6829)
- Precision Woodworking Occupations
 - 656 Patternmakers and model makers, wood (6831)
 - 657 Cabinet makers and bench carpenters (6832)
 - 658 Furniture and wood finishers (6835)
 - 659 Miscellaneous precision woodworkers (6839)
- Precision Textile, Apparel, and Furnishings Machine Workers
 - 666 Dressmakers (pt 6852, pt 7752)
 - 667 Tailors (pt 6852)
 - 668 Upholsterers (6853)
 - 669 Shoe repairers (6854)
 - 673 Apparel and fabric patternmakers (6856)
 - 674 Miscellaneous precision apparel and fabric workers (6858, pt 7752)
- Precision Workers, Assorted Materials
 - 675 Hand molders and shapers, except jewelers (6861)
 - 676 Patternmakers, lay-out workers, and cutters (6862)
 - 677 Optical goods workers (6864, pt 7477, pt 7677)
 - 678 Dental laboratory and medical appliance technicians (6865)
 - 679 Bookbinders (6844)
 - 683 Electrical and electronic equipment assemblers (6867)
 - 684 Miscellaneous precision workers, u.e.c. (6869)
- Precision Food Production Occupations
 - 686 Butchers and meat cutters (6871)
 - 687 Bakers (6872)
 - 688 Food batchmakers (6873, 6879)
- Precision Inspectors, Testers, and Related Workers
 - 689 Inspectors, testers, and graders (6881, 823)
 - 693 Adjusters and calibrators (6882)
- Plant and System Operators
 - 694 Water and sewage treatment plant operators (691)
 - 695 Power plant operators (pt 693)



- 696 Stationary engineers (pt 693, 7660)
 699 Miscellaneous plant and system operators (692, 694, 695, 696)

OPERATORS, FABRICATORS, AND LABORERS

- Machine Operators, Assemblers, and Inspectors
 Machine Operators and Tenders, except Precision
 Metal working and Plastic Working Machine Operators
 703 Lathe and turning machine set-up operators (7312)
 704 Lathe and turning machine operators (7512)
 705 Milling and planing machine operators (7313, 7513)
 706 Punching and stamping press machine operators (7314, 7317, 7514, 7517)
 707 Rolling machine operators (7316, 7516)
 708 Drilling and boring machine operators (7318, 7518)
 709 Grinding, abrading, buffing, and polishing machine operators
 (7322, 7324, 7522)
 713 Forging machine operators (7319, 7519)
 714 Numerical control machine operators (7326)
 715 Miscellaneous metal, plastic, stone, and glass working machine operators
 (7329, 7529)
 717 Fabricating machine operators, n.e.c. (7339, 7539)
 Metal and Plastic Processing Machine Operators
 719 Molding and casting machine operators (7315, 7342, 7515, 7542)
 723 Metal plating machine operators (7343, 7543)
 724 Heat treating equipment operators (7344, 7544)
 725 Miscellaneous metal and plastic processing machine operators (7349, 7549)
 Woodworking Machine Operators
 726 Wood lathe, routing, and planing machine operators (7431, 7432, 7631, 7632)
 727 Sawing machine operators (7433, 7633)
 728 Shaping and joining machine operators (7435, 7635)
 729 Nailing and tacking machine operators (7636)
 733 Miscellaneous woodworking machine operators (7434, 7439, 7634, 7639)
 Printing Machine Operators
 734 Printing machine operators (7443, 7643)
 735 Photoengravers and lithographers (6842, 7444, 7644)
 736 Typesetters and compositors (6841, 7642)
 737 Miscellaneous printing machine operators (6849, 7449, 7649)
 Textile, Apparel, and Furnishings Machine Operators
 738 Winding and twisting machine operators (7451, 7651)
 739 Knitting, looping, taping, and weaving machine operators (7452, 7652)
 743 Textile cutting machine operators (7654)
 744 Textile sewing machine operators (7655)
 745 Shoe machine operators (7658)
 747 Pressing machine operators (7657)
 748 Laundering and dry cleaning machine operators (6855, 7658)
 749 Miscellaneous textile machine operators (7459, 7659)
 Machine Operators, Assorted Materials
 753 Cementing and gluing machine operators (7661)
 754 Packaging and filling machine operators (7462, 7662)
 755 Extruding and forming machine operators (7463, 7663)
 756 Mixing and blending machine operators (7664)
 757 Separating, filtering, and clarifying machine operators



	(7476, 7666, 7676)
758	Compressing and compacting machine operators (7467, 7667)
759	Painting and paint spraying machine operators (7669)
	Machine Operators, Assorted Materials (continued)
763	Roasting and baking machine operators, food (7472, 7672)
764	Washing, cleaning, and pickling machine operators (7673)
765	Folding machine operators (7474, 7674)
766	Furnace, kiln, and oven operators, exc. food (7675)
768	Crushing and grinding machine operators (pt 7477, pt 7677)
769	Slicing and cutting machine operators (7478, 7678)
773	Motion picture projectionists (pt 7479)
774	Photographic process machine operators (6863, 6868, 7671)
777	Miscellaneous machine operators, n.e.c. (pt 7479, 7665, 7679)
778	Machine operators, not specified
	Fabricators, Assemblers, and Hand Working Occupations
783	Welders and cutters (7332, 7532, 7714)
784	Solderers and brazers (7333, 7533, 7717)
785	Assemblers (772, 774)
786	Hand cutting and trimming occupations (7753)
787	Hand molding, casting, and forming occupations (7754, 7755)
789	Hand painting, coating, and decorating occupations (7756)
793	Hand engraving and printing occupations (7757)
794	Hand grinding and polishing occupations (7758)
795	Miscellaneous hand working occupations (7759)
	Production Inspectors, Testers, Samplers, and Weighers
796	Production inspectors, checkers, and examiners (782, 787)
797	Production testers (783)
798	Production samplers and weighers (784)
799	Graders and sorters, exc. agricultural (785)
	Transportation and Material Moving Occupations
	Motor Vehicle Operators
803	Supervisors, motor vehicle operators (8111)
804	Truck drivers, heavy (8212, 8213)
805	Truck drivers, light (8214)
806	Driver-sales workers (8218)
808	Bus drivers (8215)
809	Taxicab drivers and chauffeurs (8216)
813	Parking lot attendants (874)
814	Motor transportation occupations, n.e.c. (8219)
	Transportation Occupations, Except Motor Vehicles
	Rail Transportation Occupations
823	Railroad conductors and yardmasters (8113)
824	Locomotive operating occupations (8232)
825	Railroad brake, signal, and switch operators (8233)
826	Rail vehicle operators, n.e.c. (8239)
	Water Transportation Occupations
828	Ship captains and mates, except fishing boats (pt 8241, 8242)
829	Sailors and deckhands (8243)
833	Marine engineers (8244)
834	Bridge, lock, and lighthouse tenders (8245)



Material Moving Equipment Operators
 843 Supervisors, material moving equipment operators (812)
 844 Operating engineers (8312)
 845 Longshore equipment operators (8313)

Material Moving Equipment Operators (continued)
 848 Hoist and winch operators (8314)
 849 Crane and tower operators (8315)
 853 Excavating and loading machine operators (8316)
 855 Grader, dozer, and scraper operators (8317)
 856 Industrial truck and tractor equipment operators (8318)
 859 Miscellaneous material moving equipment operators (8319)

Handlers, Equipment Cleaners, Helpers, and Laborers
 863 Supervisors, handlers, equipment cleaners, and laborers, n.e.c. (85)
 864 Helpers, mechanics and repairers (863)
Helpers, Construction and Extractive Occupations
 865 Helpers, construction trades (8641-8645, 8648)
 866 Helpers, surveyor (8646)
 867 Helpers, extractive occupations (865)
 869 Construction laborers (871)
 873 Production helpers (861, 862)
Freight, Stock, and Material Handlers
 875 Garbage collectors (8722)
 876 Stevedores (8723)
 877 Stock handlers and baggers (8724)
 878 Machine feeders and offbearers (8725)
 883 Freight, stock, and material handlers, n.e.c. (8726)
 885 Garage and service station related occupations (873)
 887 Vehicle washers and equipment cleaners (875)
 888 Hand packers and packagers (8761)
 889 Laborers, except construction (8769)

905 Member of the Armed Forces

Vertical line on the left side of the page.



APPENDIX A-5

1980 CENSUS OF POPULATION
INDUSTRY CLASSIFICATION SYSTEM(Numbers in parentheses are the 1972 SIC code equivalents ^{1/})Census
Code

AGRICULTURE, FORESTRY, AND FISHERIES

010 (A)	Agricultural production, crops (01)
011	Agricultural production, livestock (02)
020	Agricultural services, except horticultural (07, except 078)
021	Horticultural services (078)
030	Forestry (08)
031	Fishing, hunting, and trapping (09)

MINING

040	Metal mining (10)
041	Coal mining (11, 12)
042	Crude petroleum and natural gas extraction (13)
050	Nonmetallic mining and quarrying, except fuel (14)

060 (B)	CONSTRUCTION (15, 16, 17)
---------	---------------------------

MANUFACTURING

Nondurable Goods

	Food and kindred products
100	Meat products (201)
101	Dairy products (202)
102	Canned and preserved fruits and vegetables (203)
110	Grain mill products (204)
111	Bakery products (205)
112	Sugar and confectionery products (206)
120	Beverage industries (208)
121	Miscellaneous food preparations and kindred products (207, 209)
122	Not specified food industries
130	Tobacco manufactures (21)
	Textile mill products
132	Knitting mills (225)
140	Dyeing and finishing textiles, except wool and knit goods (226)
141	Floor coverings, except hard surface (227)
142	Yarn, thread, and fabric mills (221-224, 228)
150	Miscellaneous textile mill products (229)

^{1/} See Executive Office of the President, Office of Management and Budget, Standard Industrial Classification Manual, 1972 and the 1977 Supplement.



Census
Code

MANUFACTURING-Continued

Nondurable goods-Continued

	Apparel and other finished textile products
161	Apparel and accessories, except knit (231-238)
162	Miscellaneous fabricated textile products (239)
	Paper and allied products
160	Pulp, paper, and paperboard mills (261-263, 268)
161	Miscellaneous paper and pulp products (264)
162	Paperboard containers and boxes (265)
	Printing, publishing, and allied industries
171 (C)	Newspaper publishing and printing (271)
172	Printing, publishing, and allied industries, except newspapers (272-279)
	Chemicals and allied products
180	Plastics, synthetics, and resins (282)
181	Drugs (283)
182	Soaps and cosmetics (284)
190	Paints, varnishes, and related products (287)
191	Agricultural chemicals (287)
192	Industrial and miscellaneous chemicals (281, 286, 289)
	Petroleum and coal products
200	Petroleum refining (291)
201	Miscellaneous petroleum and coal products (295, 299)
	Rubber and miscellaneous plastics products
210	Tires and inner tubes (301)
211	Other rubber products, and plastics footwear and belting (302-304, 306)
212	Miscellaneous plastics products (307)
	Leather and leather products
220	Leather tanning and finishing (311)
221	Footwear, except rubber and plastic (313, 314)
222	Leather products, except footwear (315-317, 319)

Durable Goods

	Lumber and wood products, except furniture
230	Logging (241)
231	Sawmills, planing mills, and millwork (242, 243)
232	Wood buildings and mobile homes (245)
241	Miscellaneous wood products (244, 249)
242	Furniture and fixtures (25)
	Stone, clay, glass, and concrete products
250	Glass and glass products (321-323)
251	Cement, concrete, gypsum, and plaster products (324, 327)
252	Structural clay products (325)
261	Pottery and related products (326)
262	Miscellaneous nonmetallic mineral and stone products (328, 329)
	Metal industries
270	Blast furnaces, steelworks, rolling and finishing mills (331)
271	Iron and steel foundries (332)
272	Primary aluminum industries (3334, part 334, 3353-3355, 3361)



Census
Code

MANUFACTURING-Continued

Durable goods-Continued

280	Other primary metal industries (3331-3333, 3339, part 334, 3351, 3356, 3357, 3362, 3369, 339)
281	Cutlery, handtools, and other hardware (342)
282	Fabricated structural metal products (344)
290	Screw machine products (345)
291	Metal forgings and stampings (346)
292	Ordnance (348)
300	Miscellaneous fabricated metal products (341, 343, 347, 349)
301	Not specified metal industries
	Machinery, except electrical
310	Engines and turbines (351)
311	Farm machinery and equipment (352)
312	Construction and material handling machines (353)
320	Metalworking machinery (354)
321	Office and accounting machines (357, except 3573)
322	Electronic computing equipment (3573)
331	Machinery, except electrical, n.e.c. (355, 356, 358, 359)
332	Not specified machinery
	Electrical machinery, equipment, and supplies
340	Household appliances (363)
341	Radio, T.V., and communication equipment (365, 366)
342	Electrical machinery, equipment, and supplies, n.e.c. (361, 362, 364, 367, 369)
350	Not specified electrical machinery, equipment, and supplies
	Transportation equipment
351	Motor vehicles and motor vehicle equipment (371)
352	Aircraft and parts (372)
360	Ship and boat building and repairing (373)
361	Railroad locomotives and equipment (374)
362	Guided missiles, space vehicles, and parts (376)
370	Cycles and miscellaneous transportation equipment (375, 379)
	Professional and photographic equipment, and watches
371	Scientific and controlling instruments (381, 382)
372	Optical and health services supplies (383, 384, 385)
380	Photographic equipment and supplies (386)
381	Watches, clocks, and clockwork operated devices (387)
382	Not specified professional equipment
390	Toys, amusement, and sporting goods (394)
391	Miscellaneous manufacturing industries (39 exc. 394)
392	Not specified manufacturing industries

TRANSPORTATION, COMMUNICATIONS, AND OTHER
PUBLIC UTILITIES

Transportation

400	Railroads (40)
401	Bus service and urban transit (41, except 412)
402	Taxicab service (412)



TRANSPORTATION, COMMUNICATIONS, AND OTHER PUBLIC
UTILITIES-Continued

Census
Code

	Transportation (continued)
410	Trucking service (421, 423)
411	Warehousing and storage (422)
412	U.S. Postal Service (43)
420	Water transportation (44)
421	Air transportation (45)
422	Pipe lines, except natural gas (46)
432	Services incidental to transportation (47)
	Communications
440	Radio and television broadcasting (483)
441	Telephone (wire and radio) (481)
442	Telegraph and miscellaneous communication services (482, 489)
	Utilities and sanitary services
460	Electric light and power (491)
461	Gas and steam supply systems (492, 496)
462	Electric and gas, and other combinations (493)
470	Water supply and irrigation (494, 497)
471	Sanitary services (495)
472	Not specified utilities

WHOLESALE TRADE

Durable Goods

500	Motor vehicles and equipment (501)
501	Furniture and home furnishings (502)
502	Lumber and construction materials (503)
510	Sporting goods, toys, and hobby goods (504)
511	Metals and minerals, except petroleum (505)
512	Electrical goods (506)
521	Hardware, plumbing and heating supplies (507)
522	Not specified electrical and hardware products
530	Machinery, equipment, and supplies (508)
531	Scrap and waste materials (5093)
532	Miscellaneous wholesale, durable goods (5094, 5099)

Nondurable Goods

540	Paper and paper products (511)
541	Drugs, chemicals and allied products (512, 518)
542	Apparel, fabrics, and notions (513)
550	Groceries and related products (514)
551	Farm products - raw materials (515)
552	Petroleum products (517)
560	Alcoholic beverages (518)
561	Farm supplies (5191)
582	Miscellaneous wholesale, nondurable goods (5194, 5198, 5199)
571	Not specified wholesale trade

Code	Category	Description
580		Lumber and building material retailing (521, 523)
581		Hardware stores (525)
582		Retail nurseries and garden stores (526)
590	(D)	Mobile home dealers (527)
591	(D)	Department stores (531)
592		Variety stores (533)
600		Miscellaneous general merchandise stores (539)
601	(E)	Grocery stores (541)
602		Dairy products stores (545)
610		Retail bakeries (546)
611		Food stores, n.e.c. (542, 543, 544, 549)
612		Motor vehicle dealers (551, 552)
620		Auto and home supply stores (553)
621		Gasoline service stations (554)
622		Miscellaneous vehicle dealers (555, 556, 557, 559)
630		Apparel and accessory stores, except shoe (56, except 566)
631		Shoe stores (566)
632		Furniture and home furnishings stores (571)
640		Household appliances, TV, and radio stores (572, 573)
641	(F)	Eating and drinking places (58)
642		Drug stores (591)
650		Liquor stores (592)
651		Sporting goods, bicycles, and hobby stores (5941, 5945, 5946)
652		Book and stationery stores (5942, 5943)
660		Jewelry stores (5944)
661		Sewing, needlework, and piece goods stores (5949)
662		Mail order houses (5961)
670		Vending machine operators (5962)
671		Direct selling establishments (5963)
672		Fuel and ice dealers (598)
681		Retail florists (5982)
682		Miscellaneous retail stores (593, 5947, 5948, 5993, 5994, 5999)
691		Not specified retail trade
700	(G)	Banking (60)
701		Savings and loan associations (612)
702		Credit agencies, n.e.c. (61, except 612)
710		Security, commodity brokerage, and investment companies (62, 67)
711	(H)	Insurance (63, 64)
712		Real estate, including real estate insurance-law offices (65, 66)
721		Advertising (731)
722		Services to dwellings and other buildings (734)
730		Commercial research, development, and testing labs (7391, 7397)
731		Personnel supply services (736)
732		Business management and consulting services (7392)
BUSINESS AND REPAIR SERVICES		
FINANCE, INSURANCE, AND REAL ESTATE		
RETAIL TRADE		

Census
Code

BUSINESS AND REPAIR SERVICES (continued)

740 Computer and data processing services (737)
 741 Detective and protective services (7393)
 742 Business services, n.e.c. (732, 733, 735, 7394, 7395, 7396, 7399)
 750 Automotive services, except repair (751, 752, 754)
 751 Automotive repair shops (753)
 752 Electrical repair shops (752, 7694)
 760 Miscellaneous repair services (753, 764, 7692, 7699)

PERSONAL SERVICES

761 (J) Private households (89)
 762 Hotels and motels (701)
 770 Lodging places, except hotels and motels (702, 703, 704)
 771 Laundry, cleaning, and garment services (721)
 772 Beauty shops (723)
 780 Barber shops (724)
 781 Funeral service and crematories (726)
 782 Shoe repair shops (725)
 790 Dressmaking shops (part 729)
 791 Miscellaneous personal services (722, part 729)

ENTERTAINMENT AND RECREATION SERVICES

800 Theaters and motion pictures (78, 792)
 801 Bowling alleys, billiard and pool parlors (793)
 802 Miscellaneous entertainment and recreation services (791, 794, 799)

PROFESSIONAL AND RELATED SERVICES

812 Offices of physicians (801, 803)
 820 Offices of dentists (802)
 821 Offices of chiropractors (8041)
 822 Offices of optometrists (8042)
 830 Offices of health practitioners, n.e.c. (8049)
 831 (K) Hospitals (806)
 832 Nursing and personal care facilities (805)
 840 Health services, n.e.c. (807, 808, 809)
 841 Legal services (81)
 842 (L) Elementary and secondary schools (821)
 850 (M) Colleges and universities (822)
 851 Business, trade, and vocational schools (824)
 852 Libraries (823)
 860 Educational services, n.e.c. (829)
 861 Job training and vocational rehabilitation services (833)
 862 Child day care services (835)
 870 Residential care facilities, without nursing (836)
 871 Social services, n.e.c. (832, 839)
 872 Museums, art galleries, and zoos (84)

Census
Code

PROFESSIONAL AND RELATED SERVICES (continued)

880 Religious organizations (866)
881 Membership organizations (861-865, 869)
882 Engineering, architectural, and surveying services (891)
890 Accounting, auditing, and bookkeeping services (893)
891 Noncommercial educational and scientific research (892)
892 Miscellaneous professional and related services (899)

PUBLIC ADMINISTRATION

900 Executive and legislative offices (911-913)
901 General government, n.e.c. (919)
910 Justice, public order, and safety (92)
921 Public finance, taxation, and monetary policy (93)
922 Administration of human resources programs (94)
930 Administration of environmental quality and housing programs (95)
931 Administration of economic programs (96)
932 National security and international affairs (97)

991 Member of the Armed Forces

