NBER WORKING PAPER SERIES

LONG-TERM PRE-CONCEPTION EXPOSURE TO LOCAL VIOLENCE AND INFANT HEALTH

Eunsik Chang
Sandra Orozco-Aleman
María Padilla-Romo

Working Paper 32806
http://www.nber.org/papers/w32806

NATIONAL BUREAU OF ECONOMIC RESEARCH
1050 Massachusetts Avenue
Cambridge, MA 02138
August 2024

We thank Kasey Buckles, Randy Campbell, Songman Kang, Jiyoon Kim, and conference participants at NBER Summer Institute 2024 Children and Families, the University of Tennessee, 2023 APPAM Fall Research Conference and the 2023 Southern Economic Association Annual Meeting for helpful comments and suggestions on earlier versions of this paper. Corresponding author: Chang. The views expressed herein are those of the authors and do not necessarily reflect the views of the National Bureau of Economic Research.

NBER working papers are circulated for discussion and comment purposes. They have not been peer-reviewed or been subject to the review by the NBER Board of Directors that accompanies official NBER publications.

© 2024 by Eunsik Chang, Sandra Orozco-Aleman, and María Padilla-Romo. All rights reserved. Short sections of text, not to exceed two paragraphs, may be quoted without explicit permission provided that full credit, including © notice, is given to the source.

Long-term Pre-conception Exposure to Local Violence and Infant Health
Eunsik Chang, Sandra Orozco-Aleman, and María Padilla-Romo
NBER Working Paper No. 32806
August 2024
JEL No. I12,J13

ABSTRACT

This paper studies the effects of mothers' long-term pre-conception exposure to local violence on birth outcomes. Using administrative data from Mexico and two different empirical strategies, our results indicate that mothers' long-term exposure to local violence prior to conception has detrimental effects on infant health at birth. The results suggest that loss of women's human capital and deterioration of mental health are potential underlying mechanisms behind the adverse effects, highlighting intergenerational consequences of exposure to local violence. Our findings shed light on the welfare implications of local violence that are not captured in in-utero exposure to violence.

Eunsik Chang
Department of Finance and Economics
Mississippi State University
312G McCool Hall, PO Box 9580
ec91@msstate.edu

Sandra Orozco-Aleman
Department of Finance and Economics
Mississippi State University
310-F McCool Hall, Box 9580
Mississippi State, MS 39762
sorozco@business.msstate.edu

María Padilla-Romo
Department of Economics
University of Tennessee
Knoxville, TN 37996
and NBER
and also IZA
mpadill3@utk.edu

1 Introduction

One distressing aspect of local crime is that it is a repeated shock that affects an individual's physical and mental well-being through inflicting fear and anxiety (Dustmann and Fasani, 2016).[1] Violence-related fear and psychological stress could affect infant health at birth through biological and behavioral changes of women in childbearing age (Mark and Torrats-Espinosa, 2022; Currie et al., 2023).[2] Infant health at birth, measured by birth weight, is associated with later-life outcomes, such as health, education, and labor outcomes (e.g., Currie and Hyson, 1999; Black et al., 2007; Oreopoulos et al., 2008; Figlio et al., 2014; Bharadwaj et al., 2018; Maruyama and Heinesen, 2020).[3] While an extensive literature studying the effects of random shocks on birth outcomes focuses on in-utero exposure to such shocks (Currie and Rossin-Slater, 2013; Black et al., 2016; Koppensteiner and Manacorda, 2016; Brown, 2018; Persson and Rossin-Slater, 2018; Currie et al., 2022; Dave and Yang, 2022), less is known about the effects of long-term exposure to negative shocks on birth outcomes. Specifically, we focus on mothers' long-term exposure to local violence leading up to conception and ask "does long-term exposure to local violence affect infant health at birth?" If any, understanding this dimension of local violence exposure may shed light on the welfare implications of violence not captured in in-utero exposure to local violence.[4]

[1] Dustmann and Fasani (2016) show that the mental distress effects of local crime are larger for females. Rossin-Slater et al. (2020) and Bharadwaj et al. (2021) study the mental health effects of high-profile (mass) shootings in the context of developed countries, the United States and Norway, respectively.

[2] Currie et al. (2023) provide a detailed discussion on maternal stress during pregnancy as an underlying mechanism behind the adverse effects of the 2002 Beltway sniper attacks in Virginia on birth outcomes.

[3] Almond and Currie (2011) provide a review of the fetal origins hypothesis, which emphasizes the importance of fetal health (initial health endowments) in shaping individuals' future trajectories in human capital and health. Maruyama and Heinesen (2020) find that birth weight is positively associated with health outcomes in adolescents but find insignificant effects on other long-term outcomes, such as educational attainment and income. Guldi and Hamersma (2023) show that reduced post-birth maternal depression due to the expansion of pregnancy-related Medicaid is one potential mechanism behind the improved early childhood outcomes.

[4] Several recent studies document the relationship between pre-conception stress and pregnancy outcomes. Animal models provide evidence that unpredictable stress prior to conception affects the neurodevelopment of offspring of rats (Keenan et al., 2018). The authors state that "Repeated or chronic increases in stress exposure, and hence chronically increased plasma cortisol, can lead to responses that have pathological and illness-inducing consequences for the offspring." Growing evidence from human studies in the fields of psychiatry, psychology, and behavioral medicine also indicate a significant relationship between maternal pre-conception stress and birth outcomes. For example, Mahrer et al. (2021) find that maternal stress—such

There are three main challenges in estimating the causal effects of long-term pre-conception exposure to local violence on birth outcomes. First, exposure to local violence is typically not random; it is possible, for example, that disadvantaged areas are more prone to violent crimes, and children born in those areas have poor health at birth. Second, women endogenously migrate in response to local violence (Currie et al., 2023; Padilla-Romo and Peluffo, 2023b). Finally, exposure to local violence could affect fertility decisions for different types of women, changing the composition of women giving birth or the composition of live births. We overcome these empirical challenges by assigning our different measures of long-term exposure to local violence using mothers' municipality of birth and a large, exogenous, and unpredictable increase in local violence during the onset of Mexico's war on drugs.[5] Finally, we show that long-term exposure to violence does not affect birth rates, mothers' age at conception, marital status, the gender of the infant, or the probability of having a stillbirth.

We use administrative records of births and homicides from Mexico's Ministry of Health and the National Institute of Statistics and Geography (INEGI). The birth data include all births for the period of 2009-2019 except teenage births. The homicide records based on death certificates span from 1990 to 2020, which allows us to construct various measures of women's long-term exposure to local homicides prior to conception, as well as postpartum exposure to local violence.

We use two empirical strategies to estimate the effects of long-term exposure to local

as life events, financial strain, interpersonal violence, and discrimination—before conception is associated with reduced gestation length. The authors note that "when stressors become more severe and possibly traumatic, as with IPV [interpersonal violence] or more lifelong and chronic discrimination, a woman's ability to cope effectively may be overtaxed and her physiology adversely affected, thus posing a risk for her baby." Similarly, Witt et al. (2014) document that pre-conception exposure to stressful life events, such as divorce and deaths of parents, leads to an increase in the likelihood of having a very low birth weight baby. The authors also find that the negative effect on birth weight increases in absolute value with respect to an additional stressful event. Lastly, Harville et al. (2010) find that women who experienced violence (indicated by physical neglect, maladjustment, mental subnormality in family, experienced bullying, or contact with social services) in their childhood, particularly in adolescence are more likely to have a low birth weight and preterm birth baby.

[5] Anderson (2020), who studies the effect of long-term exposure to air pollution on mortality, offers valuable insights into measuring the effect of long-term exposure to such random shock. The author states that "the identifying variation in air pollution thus needs to be cross-sectional in nature (or a very long panel), exogenous, and yet subtle enough not to induce migration."

violence, each of which hinges on different identifying variations. First, we leverage within-municipality variation in the homicide rate over time. Specifically, we count the number of months in which the monthly homicide rate is at least two standard deviations above the municipality's historical mean of monthly homicide rates (hereafter referred to as "violent" month).[6] One can interpret this measure as a random shock from a local violence distribution and think of this variable as the total number of months with a large exogenous shock to local violence. We then define mothers' long-term exposure to local violence as the total number of violent months to which mothers are exposed during a 15-year window, that is, from 16 years before conception to 1 year before conception,[7] although we test the sensitivity of results using alternative time duration of long-term exposure to local violence. This estimation strategy relies on the assumption that the variation in the number of violent months to which mothers are exposed is as good as random, after controlling for municipality fixed effects and year-month of conception fixed effects. We further include municipality-by-month of conception fixed effects, which controls for municipality-specific seasonality in conception or birth outcomes. The latter fixed effects also control for municipality-level seasonality in homicides that might be related to the drug trade or cultivation of drugs, which in turn affects the economic conditions of a municipality.

Second, we depart from the aforementioned identifying variation and exploit instead the variation in the timing of a structural break in the number of violent months in a municipality aggregated by year-month of conception. This approach allows us to precisely identify the timings of structural breaks from a local violence distribution and capture the cumulative, in-

[6]Researchers have used this approach for measuring extreme weather/temperature shocks (McKee et al., 1993; Marchiori et al., 2012; Kim et al., 2021; Ibáñez et al., 2022). For example, Ibáñez et al. (2022), who study the effects of extreme temperature on agricultural production, define temperature shock as the number of weeks in which the temperature is at least two standard deviations above the historical mean. We show that our results are similar across different thresholds ($1.5\sigma_m$, $2\sigma_m$, $2.5\sigma_m$, $3\sigma_m$) that define any given month as violent.

[7]We use the timing of conception rather than the timing of the mother's own birth, as mothers who give birth at an older age are mechanically exposed for a longer period of time to local violence. We also define in-utero exposure as 1-9 months after conception, irrespective of the actual gestational length listed on birth certificates following the literature. For example, Persson and Rossin-Slater (2018) define the period of in-utero exposure as 280 days (40 weeks) after the date of conception. Importantly, the data allows us to measure violence exposure for up to 18 years before conception.

creasing effect of long-term exposure to violence. We then estimate a difference-in-differences model and show the dynamic effects of the structural break on birth outcomes. The identifying assumption of this research design is that absent the structural break, birth outcomes of mothers in treated municipalities would have followed the same trends as those of mothers in non-treated municipalities. We provide empirical evidence to support this assumption, showing that these two groups followed parallel trends prior to the structural break. We further show that the estimates are robust to the staggered treatment of municipalities.

Both empirical strategies indicate that long-term exposure to local violence before conception has adverse impacts on birth outcomes. Using our first empirical strategy, we estimate that an additional violent month during the 15-year window is associated with approximately a 0.6-gram decrease in birth weight, a 0.002-week decrease in gestational age, and a 0.01-centimeter decrease in infant height. Given that the average mother in our sample is exposed to approximately five violent months during the 15-year window, long-term violence exposure lowers birth weight by 3 grams, gestation length by 0.01 weeks and birth height by 0.05 centimeters.[8] The estimates from our second empirical strategy show that the negative effects on infant health increase in absolute value over time after the structural break, as exposure to local violence sharply increases after the structural break. Moreover, the estimated effects on infant health prior to the break are close to zero and statistically insignificant, supporting our identifying assumption. We further provide suggestive evidence of the underlying mechanisms behind our results. Specifically, we show that violence exposure deteriorates women's human capital development as well as mental health.

Furthermore, we show that our results are robust to alternative definitions of long-term pre-conception exposure to local violence, different specifications, and alternative samples

[8]Comparing our results to the findings of other related studies, Hoynes et al. (2011) find that the introduction of the Supplemental Program for Women Infants and Children in the 1970s increased average birth weight by approximately 2 grams. Similarly, Almond et al. (2011) find that the rollout of the Food Stamp Program during the 1960s-1970s increased average birth weight by approximately 2 grams. Furthermore, Kose et al. (2022) find that the introduction of Community Health Centers in the 1960s-1980s increased average birth weight by 3-6 grams. Additionally, Black et al. (2016) and Persson and Rossin-Slater (2018) find that a death in the family during pregnancy reduces the birth weight by 21 grams and 11 grams, respectively.

where we relax the restrictions imposed on the analysis sample. We also show that exposure to safe months has no effects on infant health and that our results are unlikely to be driven by selection.

This paper offers several insights as we document the first evidence of long-term pre-conception exposure to local violence on birth outcomes. First, we notice that the evidence on the long-lasting impacts of prenatal exposure to random shocks is well-documented. Yet, the consequences of long-term exposure to shocks remain poorly understood. While recent studies examine the health effects of long-term exposure to air pollution (Anderson, 2020; Bishop et al., 2023),[9] there is scarce evidence on how long-term violence exposure shapes individuals' various outcomes, such as health, education, and labor outcomes. Second, estimating the effects of in-utero exposure to shocks without considering the potential cumulative effect of long-term exposure leading up to conception might lead to biased estimates in a context where women are repeatedly exposed to unexpected shocks. Finally, considering that violence such as firearm violence has become prevalent even in developed countries (Rossin-Slater et al., 2020; Currie et al., 2023), the evaluation of social costs and welfare implications associated with long-term, cumulative effects of violence is crucial. Our findings suggest that the focus of policy interventions such as remediation efforts needs to be broader in scope (beyond the pregnancy period) and that women who are persistently exposed to local violence need to be recognized sooner for additional help to mitigate inter-generational consequences of exposure to local violence.

2 Related Literature

This study contributes to the growing literature that studies the effects of prenatal exposure to violence on infant health at birth by providing evidence of the effects of long-term pre-conception exposure to local violence on birth outcomes. For example, focusing on domestic

[9] Anderson (2020) studies the effect of long-term exposure to air pollution on mortality and Bishop et al. (2023) examine the effect of long-term, cumulative exposure to air pollution on the probability of receiving a new diagnosis of Alzheimer's disease by measuring exposure to $PM_{2.5}$ for up to a decade.

violence, Currie et al. (2022) show that exposure to intimate partner violence (assault) during pregnancy increases the likelihood of very low birth weight (<1,500 grams) by approximately 2 percentage points and decreases 1-minute APGAR score, with the effect being driven by violence occurring in the third trimester. Currie et al. (2023) find that exposure to the beltway sniper attacks in Virginia during pregnancy increases the likelihood of very low birth weight by 25 percent, particularly during the first and second trimesters of pregnancy. Furthermore, Koppensteiner and Manacorda (2016) study the effects of prenatal exposure to homicides (occurring in the public way) on birth outcomes in the context of Brazil and find a significant adverse effect stemming from the first trimester of pregnancy. The authors estimate that an additional homicide during the first trimester of pregnancy increases the likelihood of low birth weight by 0.6 percentage points (8 percent relative to the sample mean). This effect, however, is limited to municipalities with a population lower than 5,000 people.[10]

Our study contributes to the broader literature on the effects of in-utero or early-life exposure to environmental factors on fetal or children's health. The literature has explored different sources of exogenous shocks to mothers' physical and psychological stress. For example, considering shocks that affect infants' physiological development through the physical impact on mothers, such as air and water pollution, Mouganie et al. (2023) study the effect of open-air waste burning on birth outcomes in Lebanon and find that at least one incident of waste burning during the first two trimesters of pregnancy increases the likelihood of low birth weight by 5 to 8 percentage points. Exploiting air pollution variation from wind direction, Rangel and Vogl (2019) evaluate the effect of in-utero exposure to smoke from agricultural fires on birth outcomes in Brazil and find that prenatal smoke exposure, particularly during the third trimester of pregnancy, reduces birth weight and gestational length. Using water pollution and river flow direction, Dias et al. (2023) show that areas

[10]The authors provide an in-depth discussion on how maternal stress during pregnancy could affect infant health at birth and argue that homicide-induced stress is the underlying mechanism behind the negative effects on birth outcomes during the first trimester of pregnancy.

receiving water containing the toxic herbicide glyphosate experience adverse birth outcomes in Brazil.[11]

Focusing on maternal stress due to family bereavement, Black et al. (2016) find, in the context of Norway, that the death of the mother's parent during pregnancy reduces the birth weight by 21 grams, with a similar magnitude of the effect across different trimesters of pregnancy. Similarly, exploring the differential effects of a death in the family by different relative types using Swedish data, Persson and Rossin-Slater (2018) find that exposure to a death in the family during pregnancy lowers the birth weight by 11 grams and increases the likelihood of low birth weight and preterm birth by 12 percent each.[12] By providing evidence on the long-term, cumulative effects of exposure to local violence, our study complements the findings of these studies by shedding light on the welfare implications of local violence that remain unnoticed when focusing on in-utero exposure to shocks.

3 Data

We use administrative data on birth and homicide records and three survey datasets. Birth and homicide records are from Mexico's Ministry of Health and the National Institute of Statistics and Geography (INEGI), respectively. Census survey data are from the 2010 Population and Housing Census and the 2015 Intercensal Survey from INEGI, retrieved

[11] Other related studies include, Jones (2020) who finds that prenatal exposure to dust storms (elevated $PM_{2.5}$ concentrations) in the U.S. leads to an increase in the likelihood of low birth weight by 1.4 percentage points. Additionally, Dave and Yang (2022) find that prenatal exposure to lead-contaminated drinking water reduces the birth weight by 31 grams. Kim et al. (2017) show that infants born closest to the epicenter of California's 1994 Northridge earthquake were 0.2 percentage points more likely to be born with low birth weight. Using policy interventions, Da Mata and Drugowick (2023) find that a smoke-free law in Brazil increases the birth weight by approximately 30 grams, and Charris et al. (2024) document that trade-induced positive economic shock in Brazil reduces infant mortality. In Brazil, Koppensteiner and Menezes (2023) find that maternal dengue infections lower birth weight by 27 grams, with the effect being driven by dengue infections in the third trimester. Lastly, Barreca et al. (2018) find that exposure to hot temperatures (above 80 $^{\circ}F$) leads to a decline in birth rates in the US, while cold temperatures (below 70 $^{\circ}F$) have insignificant effects on birth rates.

[12] The authors further show that prenatal exposure to a family death leads to an increase in the likelihood of children consuming mental health drugs, such as ADHD, anti-anxiety, and depression medications in both middle childhood (ages 9-11) and adulthood.

from IPUMS International. Well-being survey data are from the 2013-2022 Basic Module of the Self-reported Welfare Survey (BIARE) conducted by INEGI.

Birth Records

The birth records include all births from 2009-2019 reported in the Birth Information Subsystem (SINAC). The data contains information on the municipality of birth, year and month of birth, birth weight (in grams), birth height (in centimeters), gestational age (in weeks), infant gender, and other birth outcomes such as APGAR score at 5 minutes, types of delivery, and whether the birth is singleton or multiple births. The data also contains information on the municipality of the mother's birth, age of the mother,[13] marital status at birth, education level, occupation, prenatal care, number of pregnancies, and number of children born alive to the mother.

Homicide Records

Homicide reports are based on death certificates from 1990 to 2020, where the cause of death is registered as an "alleged homicide." The data includes information at the incident level on the date and municipality where the homicides occurred. For each municipality-year-month combination, we count the number of alleged homicides and use municipality-level population estimates from the National Council of Population (CONAPO) to put the information into per capita rates.

To construct our main measure of mothers' long-term pre-conception exposure to local violence, we count the number of months in a municipality during the 16 to 1 years prior to conception (192 to 12 months prior to conception) in which the homicide rate is at least two standard deviations above the municipality's average monthly homicide rate calculated over the period of 1990-2020 (hereafter referred to as "historical mean").[14] That is, we define a

[13] Age of mother at conception is calculated using birth year and month of the mother and conception year and month.

[14] This approach has been used in the literature to measure extreme weather shocks (McKee et al., 1993; Marchiori et al., 2012; Kim et al., 2021; Ibáñez et al., 2022). In Section 5.5, we show that our results are

municipality m as violent in year-month t as follows:

$$Violent_{mt} = \mathbb{1}(HomicideRate_{mt} \geq HomicideMean_m + 2\sigma_m) \tag{1}$$

where $HomicideRate_{mt}$ is the homicide rate of municipality m in year-month t, and $HomicideMean_m$ is the historical mean homicide rate of municipality m and σ_m is its standard deviation. Intuitively, $Violent_{mt}$ can be interpreted as a random shock from a local violence distribution. We then define mothers' long-term pre-conception exposure to local violence in municipality m at year-month of conception t as follows:

$$LongTerm_{mt} = \Sigma_{i=12}^{192} Violent_{mt-i} \tag{2}$$

where $Violent_{mt-i}$ equals one if municipality m experience a local violence shock i months before conception at year-month t.[15] We repeat this procedure to construct our measure of in-utero exposure to local violence, where we count the number of months during pregnancy (1 to 9 months after conception) in which the monthly homicide rate is at least two standard deviations above the municipality's historical mean.

Figures 1 and 2, respectively, show the geographic distribution of mothers' long-term pre-conception exposure to local violence and in-utero exposure by year-month of conception. Figure 3 shows the municipalities' average exposure by year-month of conception. Overall, local violence is widespread throughout the country and within states and varies significantly over time. We leverage both sources of variation in our identification strategy, which we describe in Section 4.

qualitatively similar across different thresholds ($1.5\sigma_m$, $2\sigma_m$, $2.5\sigma_m$, $3\sigma_m$) that define any given month as violent.

[15] We show that our main results are robust to using alternative measures of violent (i.e., $2.5\sigma_m$ and $3\sigma_m$ above the historical mean homicide rate) and alternative starting and ending points for our window of long-term exposure to local violence (e.g., 204-12 months, 180-12 months, 168-12 months, 204-1 months, 192-1 months, 180-1 months, among others).

Census Survey Data

Census survey data is used to understand potential selection into giving birth and the underlying mechanisms driving our main results. These data contain individual-level information on gender, municipality of residence, age, the number of children, marital status, and years of schooling. We include all women aged between 20 and 49 to explore how long-term exposure to local violence affects the probability of having children and being married, as well as their years of schooling.

Well-Being Survey Data

Well-being survey data is used to explore a potential mechanism behind the adverse effect of exposure to local violence on infant health. We use the basic questionnaire of BIARE, which is a quarterly survey that measures the subjective dimension of well-being. The survey is conducted in the first month of each quarter, and the sample is representative of the urban population. We use the survey section that captures people's emotional states the day before the interview. These include feeling depressed (depressed, sad, or afflicted), anxious (worried, anxious, or stressed), distracted (lack of concentration or focus), tired (tired or devitalized), irritated (bad mood), and bored (bored). We focus on feeling depressed and anxious because the other measures are closely related to these two emotional states. The survey records the fraction of the day respondents remained in different emotional states to generate measures of emotional balance. Specifically, for each emotional state, the survey respondents are given a 0 to 10 rating scale, where 0 indicates the absence of such emotion, 5 indicates the presence of such emotion in half a day, and 10 indicates a whole day. We use 6 or above to define any survey respondents as having such emotional symptoms. According to our definition, 3.1 percent of the sample reported feeling depressed, 14.7 percent distracted, 4.5 percent exhausted, 5.2 percent stressed, 3.0 percent irritable, and 2.5 percent disinterested

the previous day.[16] We limit the sample to include women aged 20-49 in municipalities with a population of 10,000 or more inhabitants.

Sample Restrictions

We focus on women who give birth to a live child for the first time, including stillbirths.[17] We further restrict our data to singleton births to avoid pregnancy complications related to multiple births (Black et al., 2016; Dave and Yang, 2022). We include only live births with birth weight of at least 500 grams, gestation of at least 23 weeks, and birth height of at least 27 centimeters.[18] We keep municipalities with at least 10,000 total population to alleviate concerns related to extreme outliers in the homicide rate driving the results.[19] We test the robustness of our results in Section 5.5 when relaxing these sample restrictions. Table 1 presents summary statistics for the analysis sample. The average mother in our sample was exposed to 5.12 violent months in the 15-year window before conception and 0.62 months during pregnancy.

4 Empirical Strategy

We implement two different empirical strategies to estimate the effects of long-term exposure to local violence on infant health. Each strategy exploits different sources of variation and relies on different identifying assumptions. The first strategy leverages variation in the intensity of long-term exposure to local violence prior to conception, and the second one

[16] Our measure for the prevalence of depression is in line with reports published by the National Institutes of Health (NIH) showing a national prevalence of depression among all women in Mexico of 5.8 percent. The report indicates that the prevalence of depression increases with age and that the rate for women is more than double the prevalence among males using data from the 2002-2003 National Assessment Performance Survey (Belló et al., 2005).

[17] Currie and Moretti (2003), who study the relationship between mothers' schooling and pregnancy outcomes, focus their analyses on first births because of differences in average outcomes associated with birth order.

[18] Black et al. (2016) employ similar sample restrictions: birth weight of at least 500 grams and gestation of at least 26 weeks.

[19] We use the average total population calculated over the period of 1990-2020 using municipality-level population estimates from CONAPO. Out of 2,454 municipalities, 1,097 municipalities have an average total population of less than 10,000, with a mean and median of 4,229 and 3,693 people, respectively.

exploits variation in structural breaks of the intensity measure in a difference-in-differences framework.

4.1 Two-way Fixed Effects (TWFE) Model

To estimate the effects of mothers' long-term exposure to local violence on infant health, we exploit within-municipality variation in long-term exposure to local violence over time. The level of long-term exposure to local violence experienced by a mother depends on the municipality of their own birth and the year-month of conception. We estimate the following baseline specification:

$$Y_{imt} = \alpha_m + \gamma_t + \delta LongTerm_{mt} + X_{it}\beta + \epsilon_{imt}, \tag{3}$$

where Y_{imt} represents different infant health outcomes of the first live birth of mother i who was born in municipality m and conceived at year-month t, including a low birth weight indicator (<2,500 grams), birth weight (in grams), a preterm birth indicator (<37 weeks), gestational age (in weeks), and height (in centimeters); α_m and γ_t are mothers' municipality of birth and year-month of conception fixed effects.[20] In our preferred specification, we additionally control for mothers' municipality of birth-by-month of conception fixed effects to account for municipality-specific seasonality in birth outcomes. $LongTerm_{mt}$ is measured as in Equation (2) and denotes the sum of violent months from 16 years before conception (192 months) to 1 year before conception; X_{it} include during pregnancy (1-9 months after conception) and post-birth exposure to local violence (10-21 months after conception); and ϵ_{imt} is an error term that we allow to be correlated within mothers' municipality of birth. We do not include infant biological sex or maternal characteristics observed at the time of giving birth, such as age at conception, educational level, and marital status, since exposure to local violence is likely to affect these outcomes (Brown and Velásquez, 2017; Lindo and

[20] The timing (year-month) of conception is recovered using the gestational age in weeks.

Padilla-Romo, 2018; Koppensteiner and Menezes, 2021; Chang and Padilla-Romo, 2023; Padilla-Romo and Peluffo, 2023a).[21]

The coefficient of interest, δ, provides the marginal effect of one additional violent month during the 15-year window, as defined in Equation (2). It can be interpreted as causal when there are no other shocks, such as unobserved municipality-level interventions that affect both levels of local violence within a municipality and our different measures of infant health at birth, and when there is no selection into a live birth. To support the validity of our identification strategy, we show that postpartum exposure to high levels of local violence does not affect infant health at birth. We also show that both long-term and in-utero exposure to local violence does not affect the gender of the infant or the probability of having at least one stillbirth.

We use the mother's municipality of birth as a proxy of the municipality where the mother has spent the last 17 years before the birth of their child. While we could have used the mother's municipality of residence, we refused to do so to avoid introducing endogeneity problems, given that exposure to local violence induces migration into safer areas, especially among individuals with high socioeconomic status (Padilla-Romo and Peluffo, 2023b).[22] In doing so, we should think of δ as a lower bound of the true effect.

4.2 Difference-in-Differences (DID) Model

As an alternative estimation strategy, we estimate a modified version of our preferred specification where we leverage the variation in the timing of structural breaks in the number of violent months in a municipality by year-month of conception. To do so, we first test for structural breaks in each municipality's time series of the number of violent months and identify the timing of the most significant break following the procedure developed by Andrews (1993). Figure 4 shows the timing of these empirically identified breaks for a sample of

[21] We show in Section 5.5 that our main result is not sensitive to the inclusion of mothers' characteristics.

[22] In Table A.7, we show that mothers exposed to high levels of local violence in their municipality of birth during pregnancy are more likely to reside in a municipality that is different from their municipality of birth.

four municipalities in Mexico: Ciudad Juárez, Culiacán, Guadalajara, and Monterrey. Note that there is significant variation in the levels of exposure to violence before and after the break and in the timing of the structural break. For this analysis, we drop municipalities with a negative break. In doing so, we compare infant health outcomes of children born to mothers in municipalities where exposure to local violence did not change to those born to mothers in municipalities with a sharp increase in violence exposure.[23]

We estimate the following event study specification:

$$Y_{imt} = \alpha_m + \gamma_t + \theta_{mm_c} + \sum_{p \in \{0-11, 12-23, 24-35, \ldots, 84+\}} \delta_p Break_{pmt} + X_{it}\beta + \nu_{imt}, \tag{4}$$

where $Break_{pmt}$ is an indicator of municipality m having a structural break in mothers' long-term exposure to local violence p months before the conception year-month t, and θ_{mm_c} are the mother's municipality of birth by month of conception fixed effects. We additionally include indicators for the three years prior to the structural break. That is, 12 to 1, 13 to 24, and 25 to 36 months prior to the structural break. Our coefficients of interest, δ_p, capture the average effect of having a structural break p months before the conception year-month and are relative to changes in infant health outcomes between treated and non-treated municipalities 37 or more months prior to the structural break.

The identifying assumption of this difference-in-differences research design is that in the absence of the structural break, birth outcomes of mothers in treated municipalities would have followed the same trends as those of mothers in non-treated municipalities. We provide empirical evidence to support this assumption, showing that these two groups followed parallel trends prior to the break and that there are no anticipation effects.

Considering that municipalities had structural breaks at different times, we further estimate Equation (4) using the Imputation Estimator developed by Borusyak et al. (2021), which produces estimates that are robust to staggered treatments and dynamic effects.

[23] We show in Section 5.5 that the negative structural break has null effects on infant health at birth.

5 Results

5.1 Effects on Infant Health: TWFE Model

We present our main results on birth outcomes using Equation (3) in Table 2. Odd columns show the baseline specification in Equation 3. Even columns present our preferred specification, which additionally controls for the municipality of the mother's own birth-by-month of conception fixed effects to account for municipality-specific seasonality in birth outcomes. The dependent variables in columns (1)-(2), (3)-(4), (5)-(6), (7)-(8), and (9)-(10) are an indicator variable for low birth weight (<2,500 grams), birth weight in grams, an indicator variable for a preterm birth (<37 weeks), gestational age in weeks, and birth height in centimeters, respectively. The coefficient of interest, δ, provides the marginal effect of experiencing one additional violent month during the 15-year window, specifically 192 to 12 months before conception.[24] We focus on the results provided by our preferred specification.

Table 2 shows that long-term exposure to local violence has adverse impacts on birth outcomes. The estimates in columns (2), (4), (6), (8), and (10) show that having one additional violent month over the period defined above, conditional on having controlled for homicide exposure during pregnancy, increases the likelihood of low birth weight by 0.01 percentage point, decreases birth weight by 0.6 grams, increases the likelihood of preterm birth by 0.01 percentage point, and decreases gestational age by 0.002 weeks and birth height by 0.01 centimeter, respectively. The estimated effect on the likelihood of preterm birth is statistically insignificant. The average mother in our sample is exposed to approximately 5 violent months during the 15-year window. Hence, long-term violence exposure increases the likelihood of low birth weight by 0.8 percent relative to the sample mean and decreases birth weight by approximately 3 grams, gestation length by 0.01 weeks, and birth height by 0.05 centimeters.

[24] We show in Section 5.5 that changing the definition of long-term exposure yields similar results across different measures and that using alternative thresholds ($1.5\sigma_m$, $2\sigma_m$, $2.5\sigma_m$, $3\sigma_m$) that define any given month as violent provides consistent results.

To explore whether prenatal exposure to local violence has differential effects across different periods of pregnancy, we estimate the in-utero effects of local violence exposure by each trimester of pregnancy. Each trimester is defined as a 3-month exposure window, starting with the first trimester being the first three months after conception (i.e., 1-3 months after conception). Using our preferred specification, we show in Table A.1 column (2) that exposure to one additional violent month during the first trimester of pregnancy decreases birth weight by appromately 1 gram. Since the average mother in our sample is exposed to 0.2 violent months during the first trimester of pregnancy, violence exposure during this period lowers birth weight by 0.2 grams.[25] Furthermore, the point estimate for postpartum violence exposure (defined as 10-21 months after conception) is statistically insignificant, serving as a falsification test.[26]

We also estimate the effects on other birth outcomes using our preferred specification and report the results in Table A.2. In column (1), we find that exposure to 5 violent months during the 15-year window is associated with a 0.4 percentage point (0.7 percent) increase in the likelihood of having a caesarian section. In column (2), we find an insignificant effect of long-term violence exposure on the 5-minute APGAR score.[27]

To explore treatment heterogeneity in the timing of exposure prior to conception, we estimate the effects after dividing our main treatment variable into six 30-month bins. In Table A.3, we show that the effects shown in Table 2 are driven by mothers' exposure to local violence occurring far in advance of conception.

[25]For comparison, Koppensteiner and Manacorda (2016), Mouganie et al. (2023), and Currie et al. (2023) document significant adverse birth effects stemming from the first or the first two trimesters of pregnancy. In contrast, Black et al. (2016) document consistent negative effects across trimester of pregnancy.

[26]We show in Section 5.5 that using an extended period for measuring postpartum exposure to local violence yields insignificant effects on birth outcomes.

[27]For comparison, Black et al. (2016) find that experiencing the death of the mother's parent during pregnancy increases the likelihood of having a caesarian section but does not affect the 5-minute APGAR score. Both Koppensteiner and Manacorda (2016) and Dave and Yang (2022) find null effects on these outcomes.

5.2 Effects on Infant Health: DID Model

As discussed in detail in Section 4.2, we use a different source of variation where we identify structural breaks in long-term exposure to violence for each municipality and use the variation in the timing of the structural break in a difference-in-differences specification as described in Equation (4). The estimated effects for all our different measures of infant health at birth are shown in Figure 5. Panel (a) shows the estimated effects on the intensity of treatment after the structural break. Overall, the number of violent months a mother is exposed in the 15-year pre-conception window increases by approximately 3 months 0-11 months after the structural break; this effect increases to approximately 10 months 84 or more months (84+) after the structural break. Panels (b)-(f) show the estimated effects on the probability of low birth weight, birth weight, the probability of preterm birth, gestational age, and birth height, respectively. Consistent with the increasing effect of the number of violent months mothers are exposed to prior to conception, the estimated negative effects on all birth outcomes are increasing in absolute value over the months after the structural break and becoming flat sixty or more months after the break. Moreover, the estimated effects before the break are close to zero and statistically insignificant.

Considering the staggered structural breaks across municipalities, we further estimate Equation (4), but instead of allowing for dynamic effects, we include a post-structural-break indicator as the treatment variable and use the estimation method developed by Borusyak et al. (2021), which produces estimates that are robust to staggered treatments. The estimated effects are shown in Table A.4. For reference, Panel A presents the estimates using the OLS estimator. Panel B presents the estimates using the imputation estimator. Column (1) shows the estimated increase in the number of violent months, and columns (2)-(6) show the effects on our different measures of infant health at birth. The results indicate that as the number of violent months increases by approximately seven months after the structural break (column (1) of panel B), the probability of low birth weight increases by 0.3 percentage points (column (2) of panel B), birth weight decreases by approximately 10 grams

(column (3) of panel B), the probability of preterm birth increases by 0.5 percentage points (column (4) of panel B), gestational age decreases by 0.06 weeks (column (5) of panel B), and height decreases by 0.07 centimeters (column (6) of panel B).[28] These results indicate that the staggered treatment of mothers' municipality of birth does not pose a threat to our identification strategy, and if any, our main estimates are biased towards zero. Moreover, the estimated effects for the pre-treatment months are not significant at conventional levels (columns (2)-(6) of panel B), providing support for our identifying assumption.

5.3 Selection

Exposure to local violence could affect women's fertility decisions and endogenously change the composition of women giving birth and newborns. To explore this possibility, we carry out three analyses to explore the scope of selection by estimating the effects of long-term exposure to violence on fertility rates, the likelihood of a female birth, and maternal characteristics using both approaches discussed in Section 4.1 and 4.2.

Fertility

To examine whether violence in a municipality affects birth rates, we use a municipality-level panel dataset and estimate the effects of long-term exposure to violence in a municipality on the birth rate, considering the mother's municipality of her own birth. The estimated effects using the TWFE model are shown in Table A.5. Column (1) shows the estimated effects on birth rate, and column (2) shows the effects on the log of birth rate. Considering the count nature of the birth data, column (3) presents estimates from a Poisson model estimated by pseudo-maximum likelihood. As in our preferred specification, all models include municipality, year-month of conception, and municipality-by-month of conception fixed effects. The results show that regardless of the model, exposure to local violence does

[28] To compare to our main results in Table 2, a one-month increase in the number of violent months is associated with a 1.5-gram decrease in birth weight, a 0.01-week decrease in gestational age, and a 0.01-centimeter decrease in height.

not affect birth rates.[29] All coefficients are close to zero and not significant at conventional levels. We additionally estimate the effect on fertility (i.e., number of births) using the DID model discussed in Section 4.2 and find no evidence of endogenous fertility, as shown in Figure A.1.

Selection Into Live Birth

The sex ratio of newborns can be altered by psychological stress caused by severe life events around the time of conception due to differential conception or differential abortion of male embryos (Hansen et al., 1999). To test the possibility of the change in the gender composition of newborns due to long-term exposure to local violence, we estimate the effect on the likelihood of a female birth, following the literature (Black et al., 2016; Persson and Rossin-Slater, 2018; Dave and Yang, 2022; Dias et al., 2023).[30] Table A.6 column (1) shows no evidence of any statistically significant effect of long-term homicide exposure on the likelihood of an infant being female.[31] Additionally, in column (2), we test if long-term violence exposure affects the likelihood of having at least one stillbirth and find no such evidence. These results, taken together, imply that our results are not driven by selection into live births. Repeating the same analysis using the DID model yields the same result, as shown in Figure A.2.

Composition of Mothers Giving Birth

Next, we examine whether our treatment variable is correlated with mothers' observable traits by conducting a balancing test. Specifically, we estimate the effect of long-term exposure to local violence on each of the observed mother's characteristics: mother's age at

[29] These results are consistent with Floridi et al. (2023), who show that increases in homicides in Mexico do not affect the fertility rate.

[30] Dave and Yang (2022) note "the biological fragility of the male fetus to negative health shocks is often used to indirectly test for miscarriages, which would result in a greater likelihood of observing a female birth."

[31] We use the approach discussed in Section 4.1 and our preferred specification to be consistent with our main results.

the time of conception, mother being married at the time of giving birth (1/0), whether the mother has moved out of the municipality where she was born ("mover", 1/0), and mother having completed high school education or higher (1/0). Table A.7 shows that our measure of long-term violence exposure prior to conception is not correlated with the mother's age at the time of conception (column (1)) and marital status (column (2)). In column (3), we find that our current measure of long-term violence exposure during the 15-year window is not correlated with mothers' moving status. Meanwhile, in-utero violence exposure (i.e., 1 to 9 months after conception) increases the probability of migrating to a different municipality. However, column (4) shows that long-term violence exposure prior to conception is negatively associated with mothers' educational level (i.e., the likelihood of mothers having completed high school education or higher at the time of giving birth). To understand the timing of violence exposure, we estimate the results by dividing our main treatment variable into six 30-month bins. Table A.8 column (4) indicates that violence exposure is systematically related to mothers' educational attainment, consistent with the literature of violence and human capital development (Brown and Velásquez, 2017; Koppensteiner and Menezes, 2021; Chang and Padilla-Romo, 2023; Padilla-Romo and Peluffo, 2023a). While the point estimates are small (0.2-0.3 percent relative to the sample mean), we explore this negative correlation between treatment and maternal education in more detail in the following section by using census survey data and by resorting to the related literature.

Finally, we conduct the same analysis of balancing tests using the DID model discussed in Section 4.2 and display the results in Figure A.3. In panels (a) and (b), we find that, as time elapses from the timing of the structural break, mothers' age at conception decreases and the likelihood of being married at the time of giving birth increases, respectively, both of which may have positive impacts on infant health at birth. In panel (c), we find little evidence of crime-induced migration. Furthermore, in panel (d), consistent with our TWFE model, the likelihood of completing high school education or higher decreases after the structural break.

5.4 Mechanism

We consider two potential mechanisms behind our results. These include changes in women's human capital and mental well-being.

Human Capital

In this section, we revisit one of the findings in balancing tests shown in Table A.7: the negative correlation between our measure of long-term exposure to local violence and maternal education reported in column (4) of Table A.7. To understand the relationship between the two, we employ census survey data described in Section 3. The idea is that because we only observe in our birth data women who give birth rather than the general population of women of childbearing age, it is unclear whether the negative correlation between violence exposure and maternal education indicates changes in the composition of women giving birth due to violence exposure.

Focusing on all women aged between 20 and 49 from 2010 and 2015 census data, we estimate the effect of long-term exposure to local violence on years of schooling using the TWFE model where the treatment is the number of violent months aggregated at the municipality level up to one month before the timing (year-month) of survey.[32] In Figure A.4, we find consistent evidence that local violence exposure lowers women's educational attainment.[33] In addition to this finding, the economics literature that documents the adverse effects of crime exposure on human capital development (Brown and Velásquez, 2017; Koppensteiner and Menezes, 2021; Chang and Padilla-Romo, 2023; Padilla-Romo and Peluffo, 2023a) and the positive effect of maternal education on infant health (Currie and Moretti, 2003; Chou et al., 2010; Dursun et al., 2024) together suggest that the negative relationship between treatment and maternal education is one potential underlying mechanism through which

[32] Given that we do not have information on the municipality of their birth, we use municipality of residence for this analysis.

[33] Furthermore, we estimate the effects of long-term exposure to local violence on the likelihood of being married and having children using the census data. In Figure A.4, we find insignificant effects on these outcomes, validating our findings regarding non-endogenous fertility in tables A.5 and A.7.

mothers' long-term exposure to local violence affects their newborns' health at birth. Specifically, in the context of Mexico, Chang and Padilla-Romo (2023) find that exposure to violent crimes lowers only female students' test scores, which results in a placement of female middle school students into less-preferred and lower-quality high schools.[34] In the literature on intergenerational transmission of maternal education, Currie and Moretti (2003) find that the availability of college education to US white women, as measured by the population-adjusted number of four-year colleges that existed in a county when the woman was seventeen years old, improves birth outcomes through channels including healthier behavior (i.e., reductions in smoking during pregnancy, the primary risk factor leading to low birth weight in the US).[35] Similarly, using information on junior high school openings during 1968-1973 in Taiwan, Chou et al. (2010) find that parents' schooling lowers the incidence of low birth weight and infant mortality. Most recently, Dursun et al. (2024) find that changes in the U.S. high school curriculum in the 1980s, nearly doubling the average number of required courses for a high school diploma, reduce the likelihood of low birth weight by approximately 0.4 percentage points (3.5 percent) and preterm birth by 0.5 percentage points (3.4 percent).

Mental Health

We further explore the effect of local violence exposure on mental well-being. Using survey data described in Section 3 and variation in the structural breaks (Equation 4), we estimate the effects of exposure to local violence on two mental health outcomes, namely, depression and anxiety. We include women aged between 20 and 49 in municipalities with a population of at least 10,000 to be consistent with our main analysis on infant health. In Panel (a) of Figure A.5, we find that local violence exposure increases the likelihood of having depressive feelings. In Panel (b) of Figure A.5, we find a similar pattern of effect on the likelihood of

[34] The authors find that crime-induced concentration problems among female students are an underlying channel through which violence exposure affects female students' test scores.

[35] Black et al. (2016) find no evidence of increased likelihood or level of maternal smoking with respect to elevated psychological stress due to the death of the mother's parents during pregnancy in the context of Norway.

reporting anxiety. These results are consistent with Dustmann and Fasani (2016), who find that local crimes, particularly property crime in the UK, increase depression and anxiety and that the effects are larger for female residents.

5.5 Robustness

We carry out a number of robustness checks. These include using different time durations of exposure to local violence and other measures of local violence to which mothers are exposed.

Alternative Definitions of Long-Term Exposure to Local Violence

Our choice of definition of mothers' long-term exposure to local violence appears to lack a clear rationale other than the availability of long-spanning homicide data. Hence, we first test if our main results are sensitive to alternative definitions of long-term exposure to local violence.

To do so, we iteratively estimate Equation (3) using our preferred specification after altering both the *staring* and *ending* point-in-time of exposure to local violence. We provide results in Figure 6 focusing on birth weight for the purpose of brevity.[36] In Figure 6 panel (a), we change the starting point-in-time of exposure to homicide—from 84 to 204 months before conception, with an increment of 12 months—after holding the ending point-in-time of exposure fixed at 12 months before conception. The results show that adopting alternative starting points of violence exposure provides a similar magnitude of the birth weight effects across different measures of long-term violence exposure. In Figure 6 panel (b), for each of the three starting points, that is, 180, 192, and 204 months before conception, we vary the ending points of violence exposure from 1 to 24 months before conception, with an increment of 6 months. The results show that the birth weight effects are similar across different measures of long-term violence exposure.

[36] A full set of results using all birth outcomes considered in Table 2 are available upon request.

Alternative Definitions of Violent Months

Our measure of long-term exposure to local violence utilizes the variation in violence from a local violence distribution. Thus, our choice of a threshold that defines any given month as violent requires further testing of its robustness. Hence, we experiment with different thresholds that define any given month as violent. As discussed in Section 3, our main analysis uses two standard deviations above the municipality's historical mean of monthly homicide rates ($2\sigma_m$) as a cutoff to determine whether any month is considered "violent" (see Equation (1)). In Figure 7, we replicate the results reported in Table 2 using other thresholds such as $1.5\sigma_m$, $2.5\sigma_m$, and $3\sigma_m$ above the historical mean and display the estimates of long-term exposure. The magnitude of the effects increases in absolute value as we use more extreme measures of violence exposure.

Alternative Treatment Variables

Our main analysis uses standard deviations from the municipality's historical mean to measure long-term exposure to local violence. One concern of this approach is that we might not be capturing exposure to local violence itself but deviations from the average levels of violence in a municipality. To address this concern, we estimate our preferred specification in Table 2 but replace our measure of long-term exposure with the sum of the monthly homicide rates over the 15-year window (an absolute measure of local violence), or with the number of months with homicide rates 1.5SD below the municipality's historical mean, which we refer to as the number of very safe months.[37] The estimated effects of these alternative measures are shown in tables A.9 and A.10, respectively. The estimates in Table A.9 are consistent with our main results reported in Table 2: Infant health worsens as long-term pre-conception exposure to local violence increases. Furthermore, the results in Table A.10 indicate that exposure to very safe months does not affect infant health at birth. The point estimates

[37] We use 1.5SD instead of 2SD as in our main analysis because only seven municipalities in our sample ever have a month with a homicide rate 2SDs below their historical mean.

are not statistically significant at conventional levels, and if something, the point estimates would imply improvements in infant health. Together, these findings indicate that our main estimates are unlikely to merely capture deviations from the average levels of violence.

Similarly, the DID analysis using structural breaks focuses on comparisons between municipalities that had positive structural breaks and municipalities without sharp changes in the number of violent months. By using this approach, it is possible that we capture the effects of changes in the trends rather than increases in exposure to local violence. To address this concern, in Figure A.6, we perform an analysis that is analogous to the one in Figure 5 but where we compare municipalities with a negative structural break (a reduction in long-term pre-conception exposure to local violence) with municipalities that did not have a structural break in the time period we analyze. The estimates in Panel (a) indicate that the number of violent months decreased by between 2.9 and 6.2 after the negative structural break, while the estimates in panels (b) through (f) show that the negative structural break has no effect on our different measures of infant health at birth. The point estimates before and after the break are close to zero and statistically insignificant at conventional levels.

Other Robustness Checks

We perform additional robustness checks to alleviate concerns regarding our choice of analysis samples, the definition of postpartum exposure, and the choice of individual control variables for the analysis in Table A.11. We first relax the restrictions imposed on the analysis sample: we excluded births in municipalities with an average population of less than 10,000 people, and with a birth weight of less than 500 grams, a gestational age of less than 23 weeks, and with a birth height of less than 27 centimeters. Panel A of Table A.11 shows that our main results shown in Table 2 are not sensitive to the sample restrictions.

We also test if our main results are sensitive to an alternative definition of postpartum exposure to violence, which considers homicides occurring ten months after conception (10+

months after conception) rather than homicides occurring 10-21 months after conception.[38] Panel B of Table A.11 displays results that are consistent with the main results in Table 2.

Furthermore, we test if the main results are sensitive to the inclusion of the infant's biological sex and mother's characteristics, such as the age of the mother at the time of conception, whether the mother is married at the time of giving birth, and whether the mother has completed high school education or above. Panel C of Table A.11 shows that the inclusion of infant sex and maternal characteristics does not affect our main results.

Finally, we consider the non-linearity in the effects of long-term violence exposure by dividing our main treatment variable into quintiles and using the first quintile as a reference group. Figure A.7 shows that the magnitude of the effects increases non-linearly as the intensity of violence escalates.[39]

5.6 Heterogeneous effects

Considering that recent studies document gender heterogeneity of the effects of negative shocks on infant health, we explore heterogeneity by the biological sex of the infant. For example, Black et al. (2016), who study the effects of mothers' psychological stress caused by the death of their parent during pregnancy on infant health at birth, document larger adverse effects for male than for female infants. Similarly, Dave and Yang (2022), who study prenatal exposure to lead in drinking water on birth outcomes, find a significant adverse effect for males only.[40] Using our preferred specification of the TWFE model, we show in Figure 8 that the birth weight effect of long-term violence exposure is larger for male than for female infants. However, we do not find the same pattern of the effects on other birth

[38] Specifically, it captures homicides occurring 10-200 months after conception.

[39] In Figure A.7, the 2nd quintile includes 1-2 violent months, the 3rd quintile includes 3-5 violent months, the 4th quintile includes 6-9 violent months, and the 5th quintile includes 10-32 violent months.

[40] Dave and Yang (2022) state "one robust and striking pattern is that the adverse impact of prenatal lead exposure on fetal health appears to be concentrated among male fetuses, which is consistent with the fragile male hypothesis (Eriksson et al., 2010; Kraemer, 2000)." In contrast, Koppensteiner and Manacorda (2016), who study prenatal exposure to homicides in Brazil, find a marginally significant effect only for female infants on the likelihood of low birth weight ($\leq$2,500 grams) during the first trimester of pregnancy. The authors find no effect for male infants and no effect for subsequent trimesters of pregnancy.

outcomes, such as gestational length and height. In addition, Figures 9 and 10 show the estimated effects using variation of the structural breaks. The estimated effects in panel (a) of both figures 9 and 10 show that the mothers of male and female infants are exposed to the same number of violent months after the break. However, the negative effects on birth weight are larger in absolute value for male than for female infants.

6 Conclusion

A large literature studying the effects of random shocks on infant health at birth focuses on in-utero exposure to such shocks (Currie and Rossin-Slater, 2013; Black et al., 2016; Koppensteiner and Manacorda, 2016; Brown, 2018; Persson and Rossin-Slater, 2018; Currie et al., 2022; Dave and Yang, 2022). However, we know little about the effects of long-term exposure to negative shocks on infant health at birth. Focusing on local violence and using administrative birth data from all newborns registered in Mexico between 2009 and 2019, we estimate the effects of mothers' long-term exposure to local violence before conception on different measures of infant health at birth.

We find that mothers' long-term pre-conception exposure to local violence has adverse impacts on infant health at birth. Our findings are consistent across two different empirical strategies. We show that our results are robust to alternative definitions of long-term exposure to local violence, different specifications, and alternative samples where we relax the restrictions imposed on the analysis sample. We further show that our results are not driven by selection into live births or by changes in the composition of mothers giving birth.

This study contributes to the growing literature that studies the effects of prenatal or early-life exposure to environmental factors on fetal or children's health by providing the first evidence of long-term pre-conception exposure to local violence on infant health. Our findings highlight intergenerational consequences of exposure to local violence and shed light on the costs of local violence not captured in in-utero exposure to violence.

References

Almond, D. and J. Currie (2011): "Killing me softly: The fetal origins hypothesis," *Journal of Economic Perspectives*, 25, 153–172.

Almond, D., H. W. Hoynes, and D. W. Schanzenbach (2011): "Inside the war on poverty: The impact of food stamps on birth outcomes," *The Review of Economics and Statistics*, 93, 387–403.

Anderson, M. L. (2020): "As the wind blows: The effects of long-term exposure to air pollution on mortality," *Journal of the European Economic Association*, 18, 1886–1927.

Andrews, D. W. (1993): "Tests for parameter instability and structural change with unknown change point," *Econometrica: Journal of the Econometric Society*, 821–856.

Barreca, A., O. Deschenes, and M. Guldi (2018): "Maybe next month? The dynamic effects of ambient temperature on fertility," *Demography*, 55, 1269–1293.

Belló, M., E. Puentes-Rosas, and M. E. Medina-Mora (2005): "Prevalencia y diagnóstico de depresión en población adulta en méxico," *Salud pública de México*, 47.

Bharadwaj, P., M. Bhuller, K. V. Løken, and M. Wentzel (2021): "Surviving a mass shooting," *Journal of Public Economics*, 201, 104469.

Bharadwaj, P., J. P. Eberhard, and C. A. Neilson (2018): "Health at birth, parental investments, and academic outcomes," *Journal of Labor Economics*, 36, 349–394.

Bishop, K. C., J. D. Ketcham, and N. V. Kuminoff (2023): "Hazed and confused: The effect of air pollution on dementia," *Review of Economic Studies*, 90, 2188–2214.

Black, S. E., P. J. Devereux, and K. G. Salvanes (2007): "From the cradle to the labor market? The effect of birth weight on adult outcomes," *The Quarterly Journal of Economics*, 122, 409–439.

Black, S. E., P. J. Devereux, and K. G. Salvanes (2016): "Does grief transfer across generations? Bereavements during pregnancy and child outcomes," *American Economic Journal: Applied Economics*, 8, 193–223.

Borusyak, K., X. Jaravel, and J. Spiess (2021): "Revisiting event study designs: Robust and efficient estimation," *arXiv preprint arXiv:2108.12419*.

Brown, R. (2018): "The Mexican drug war and early-life health: The impact of violent crime on birth outcomes," *Demography*, 55, 319–340.

Brown, R. and A. Velásquez (2017): "The effect of violent crime on the human capital accumulation of young adults," *Journal of Development Economics*, 127, 1–12.

Chang, E. and M. Padilla-Romo (2023): "When crime comes to the neighborhood: Short-term shocks to student cognition and secondary consequences," *Journal of Labor Economics*, 41, 997–1039.

Charris, C., D. Branco, and B. Carrillo (2024): "Economic shocks and infant health: Evidence from a trade reform in Brazil," *Journal of Development Economics*, 166, 103193.

Chou, S.-Y., J.-T. Liu, M. Grossman, and T. Joyce (2010): "Parental education and child health: Evidence from a natural experiment in Taiwan," *American Economic Journal: Applied Economics*, 2, 33–61.

Currie, J., B. Dursun, M. Hatch, and E. Tekin (2023): "The hidden cost of firearm violence on pregnant women and their infants," Technical report, National Bureau of Economic Research.

Currie, J. and R. Hyson (1999): "Is the impact of health shocks cushioned by socioeconomic status? The case of low birthweight," *American Economic Review*, 89, 245–250.

Currie, J. and E. Moretti (2003): "Mother's education and the intergenerational transmission

of human capital: Evidence from college openings," *The Quarterly Journal of Economics*, 118, 1495–1532.

Currie, J., M. Mueller-Smith, and M. Rossin-Slater (2022): "Violence while in utero: The impact of assaults during pregnancy on birth outcomes," *The Review of Economics and Statistics*, 104, 525–540.

Currie, J. and M. Rossin-Slater (2013): "Weathering the storm: Hurricanes and birth outcomes," *Journal of Health Economics*, 32, 487–503.

Da Mata, D. and P. Drugowick (2023): "The consequences of health mandates on infant health: Evidence from a smoking-ban regulation," *Journal of Development Economics*, 103171.

Dave, D. M. and M. Yang (2022): "Lead in drinking water and birth outcomes: A tale of two water treatment plants," *Journal of Health Economics*, 102644.

Dias, M., R. Rocha, and R. R. Soares (2023): "Down the river: Glyphosate use in agriculture and birth outcomes of surrounding populations," *Review of Economic Studies*, rdad011.

Dursun, B., O. Eren, and M. Nguyen (2024): "Curriculum reforms and infant health," *Review of Economics and Statistics*, 1–15.

Dustmann, C. and F. Fasani (2016): "The effect of local area crime on mental health," *The Economic Journal*, 126, 978–1017.

Figlio, D., J. Guryan, K. Karbownik, and J. Roth (2014): "The effects of poor neonatal health on children's cognitive development," *American Economic Review*, 104, 3921–3955.

Floridi, G., M. Gargiulo, and J. M. Aburto (2023): "Changes in fertility rates and desires in the wake of the homicide surge in Mexico," *Retrieved from osf. io/preprints/socarxiv/mf9eb*.

Guldi, M. and S. Hamersma (2023): "The effects of pregnancy-related medicaid expansions on maternal, infant, and child health," *Journal of Health Economics*, 87, 102695.

Hansen, D., H. Møller, and J. Olsen (1999): "Severe periconceptional life events and the sex ratio in offspring: Follow up study based on five national registers," *Bmj*, 319, 548–549.

Harville, E. W., R. Boynton-Jarrett, C. Power, and E. Hyppönen (2010): "Childhood hardship, maternal smoking, and birth outcomes: A prospective cohort study," *Archives of Pediatrics & Adolescent Medicine*, 164, 533–539.

Hoynes, H., M. Page, and A. H. Stevens (2011): "Can targeted transfers improve birth outcomes?: Evidence from the introduction of the WIC program," *Journal of Public Economics*, 95, 813–827.

Ibáñez, A. M., J. Quigua, J. Romero, and A. Velásquez (2022): "Responses to temperature shocks: Labor markets and migration decisions in El Salvador," Technical report.

Jones, B. A. (2020): "After the dust settles: The infant health impacts of dust storms," *Journal of the Association of Environmental and Resource Economists*, 7, 1005–1032.

Keenan, K., A. E. Hipwell, Q. A. Class, and K. Mbayiwa (2018): "Extending the developmental origins of disease model: Impact of preconception stress exposure on offspring neurodevelopment," *Developmental Psychobiology*, 60, 753–764.

Kim, B., C. K. Carruthers, and M. C. Harris (2017): "Maternal stress and birth outcomes: Evidence from the 1994 Northridge earthquake," *Journal of Economic Behavior & Organization*, 140, 354–373.

Kim, J., A. Lee, and M. Rossin-Slater (2021): "What to expect when it gets hotter: The impacts of prenatal exposure to extreme temperature on maternal health," *American Journal of Health Economics*, 7, 281–305.

Koppensteiner, M. F. and M. Manacorda (2016): "Violence and birth outcomes: Evidence from homicides in Brazil," *Journal of Development Economics*, 119, 16–33.

Koppensteiner, M. F. and L. Menezes (2021): "Violence and human capital investments," *Journal of Labor Economics*, 39, 787–823.

Koppensteiner, M. F. and L. Menezes (2023): "Maternal dengue and health outcomes of children," *Conditionally accepted in: American Economic Journal: Applied Economics*.

Kose, E., S. M. O'Keefe, and M. Rosales-Rueda (2022): "Does the delivery of primary health care improve birth outcomes? Evidence from the rollout of community health centers," Technical report, National Bureau of Economic Research.

Lindo, J. M. and M. Padilla-Romo (2018): "Kingpin approaches to fighting crime and community violence: Evidence from Mexico's drug war," *Journal of Health Economics*, 58, 253–268.

Mahrer, N. E., C. Guardino, C. Hobel, and C. Dunkel Schetter (2021): "Maternal stress before conception is associated with shorter gestation," *Annals of Behavioral Medicine*, 55, 242–252.

Marchiori, L., J.-F. Maystadt, and I. Schumacher (2012): "The impact of weather anomalies on migration in sub-Saharan Africa," *Journal of Environmental Economics and Management*, 63, 355–374.

Mark, N. D. and G. Torrats-Espinosa (2022): "Declining violence and improving birth outcomes in the US: Evidence from birth certificate data," *Social Science & Medicine*, 294, 114595.

Maruyama, S. and E. Heinesen (2020): "Another look at returns to birthweight," *Journal of Health Economics*, 70, 102269.

McKee, T. B., N. J. Doesken, J. Kleist, et al. (1993): "The relationship of drought frequency and duration to time scales," in *Proceedings of the 8th Conference on Applied Climatology*, volume 17, California, volume 17, 179–183.

Mouganie, P., R. Ajeeb, and M. Hoekstra (2023): "The effect of open-air waste burning on infant health: Evidence from government failure in Lebanon," *Journal of Human Resources*, 0621–11706R2.

Oreopoulos, P., M. Stabile, R. Walld, and L. L. Roos (2008): "Short-, medium-, and long-term consequences of poor infant health: An analysis using siblings and twins," *Journal of Human Resources*, 43, 88–138.

Padilla-Romo, M. and C. Peluffo (2023a): "Persistence of the spillover effects of violence and educational trajectories," Technical report.

Padilla-Romo, M. and C. Peluffo (2023b): "Violence-induced migration and peer effects in academic performance," *Journal of Public Economics*, 217, 104778.

Persson, P. and M. Rossin-Slater (2018): "Family ruptures, stress, and the mental health of the next generation," *American Economic Review*, 108, 1214–1252.

Rangel, M. A. and T. S. Vogl (2019): "Agricultural fires and health at birth," *Review of Economics and Statistics*, 101, 616–630.

Rossin-Slater, M., M. Schnell, H. Schwandt, S. Trejo, and L. Uniat (2020): "Local exposure to school shootings and youth antidepressant use," *Proceedings of the National Academy of Sciences*, 117, 23484–23489.

Witt, W. P., E. R. Cheng, L. E. Wisk, K. Litzelman, D. Chatterjee, K. Mandell, and F. Wakeel (2014): "Maternal stressful life events prior to conception and the impact on infant birth weight in the United States," *American Journal of Public Health*, 104, S81–S89.

Figure 1: Geographic Distribution of Long-Term Pre-Conception Exposure to Local Violence by Year-Month of Conception

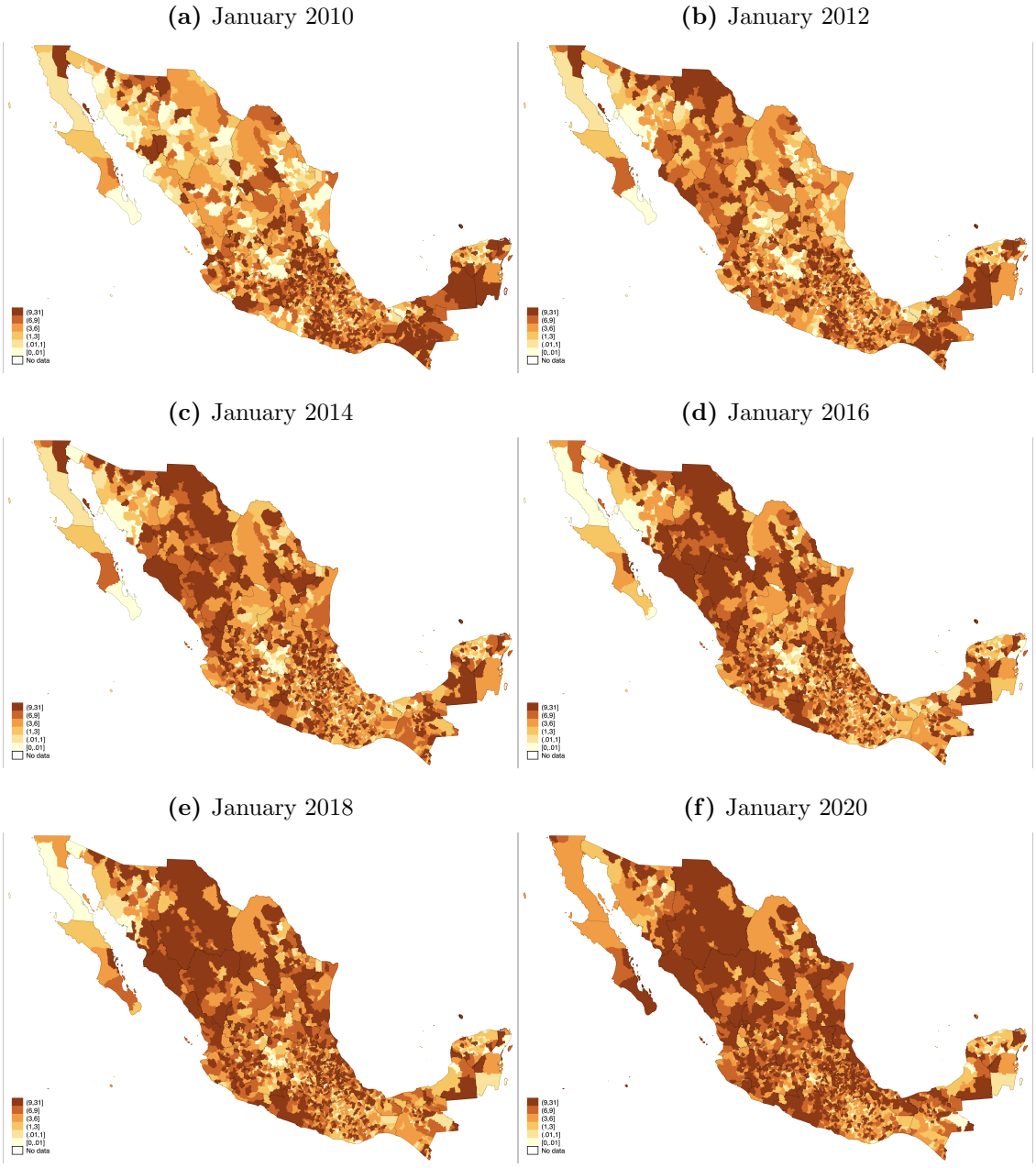

Notes: Pre-conception exposure to local violence is defined as the number of months from 192 to 12 months before the conception year-month with a homicide rate two standard deviations above the municipality's historical mean.

Figure 2: Geographic Distribution of In-Utero Exposure to Local Violence by Year-Month of Conception

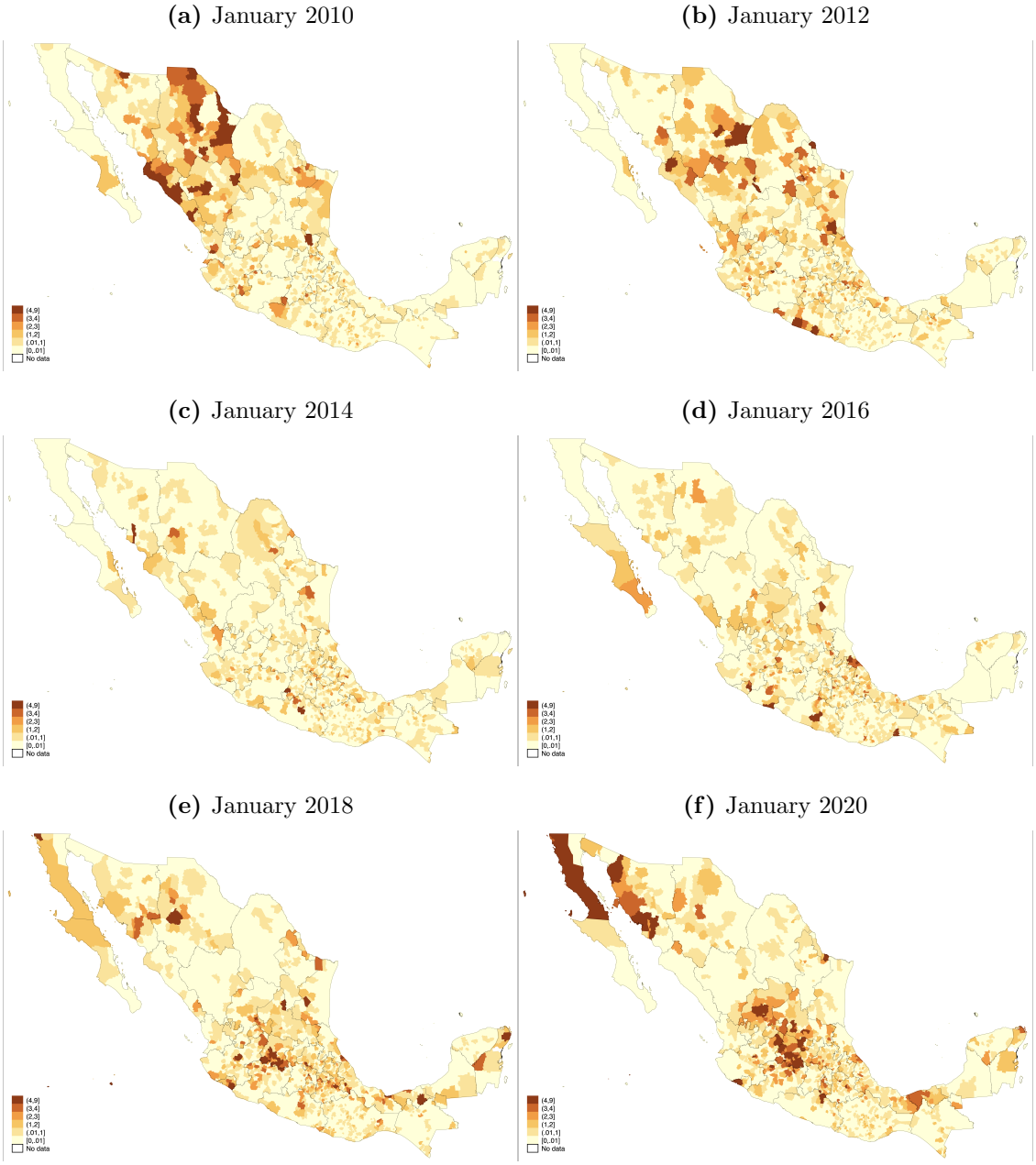

Notes: In-utero exposure to local violence is defined as the number of months from 1 to 9 months after the conception year-month with a homicide rate two standard deviations above the municipality's historical mean.

Figure 3: Municipalities' Average Long-Term Pre-Conception and In-Utero Exposure to Local Violence by Year-Month of Conception

(a) Pre-Conception

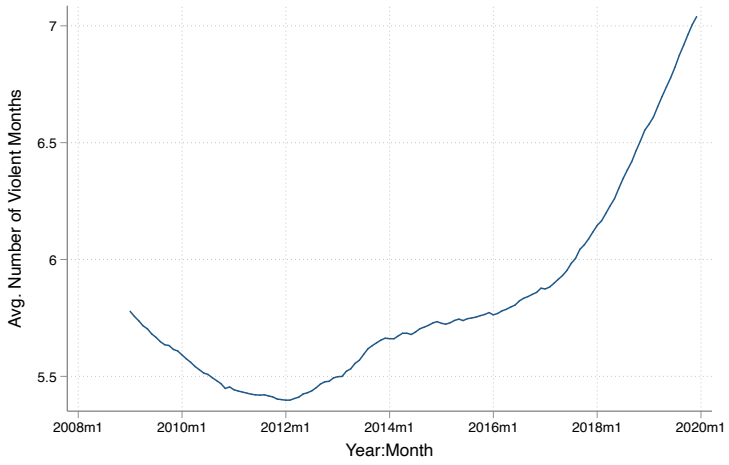

(b) In-Utero

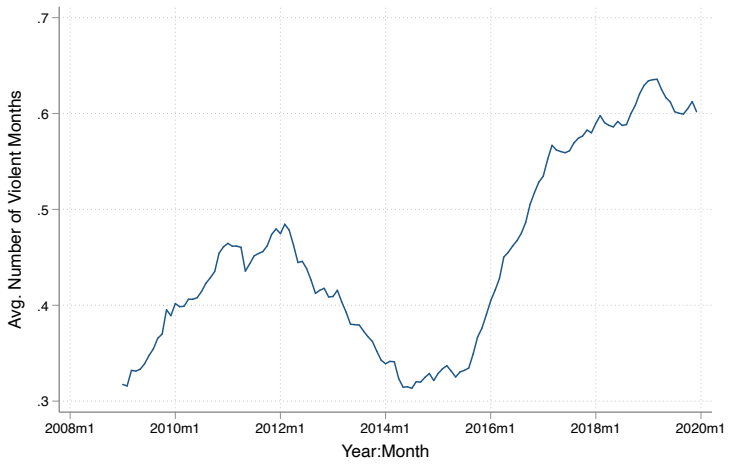

Notes: Panels (a) and (b) show the municipality-level average pre-conception and in-utero exposure to local violence by the year-month of conception. Pre-conception exposure to local violence is defined as the number of months from 192 to 12 months before the conception year-month with a homicide rate two standard deviations above the municipality's historical mean. In-utero exposure to local violence is defined as the number of months from 1 to 9 months after the conception year-month with a homicide rate two standard deviations above the municipality's historical mean.

Figure 4: Structural Breaks in Selected Cities

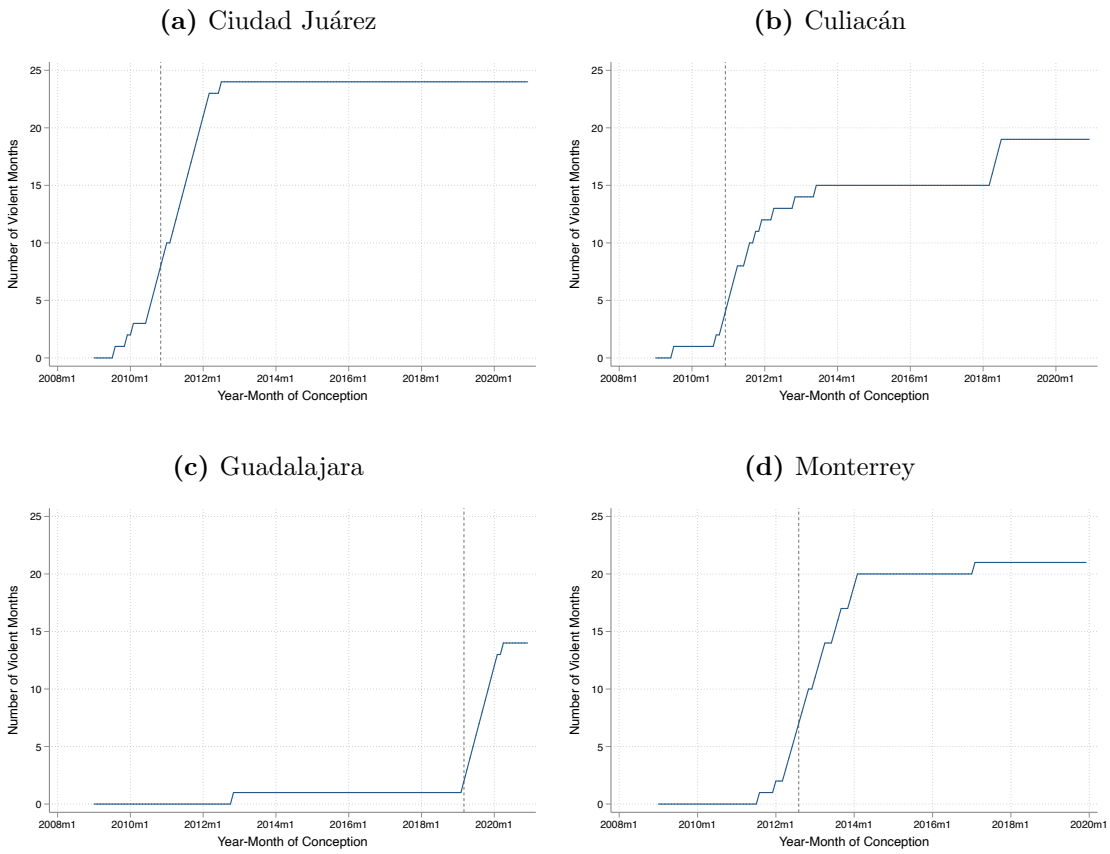

Notes: Each panel presents the time series of the number of violent months by year-month of conception for a sample of four municipalities. The vertical dashed line indicates the month of the structural break.

Figure 5: Effects of Long-Term Exposure to Local Violence on Birth Outcomes By Time From Structural Break

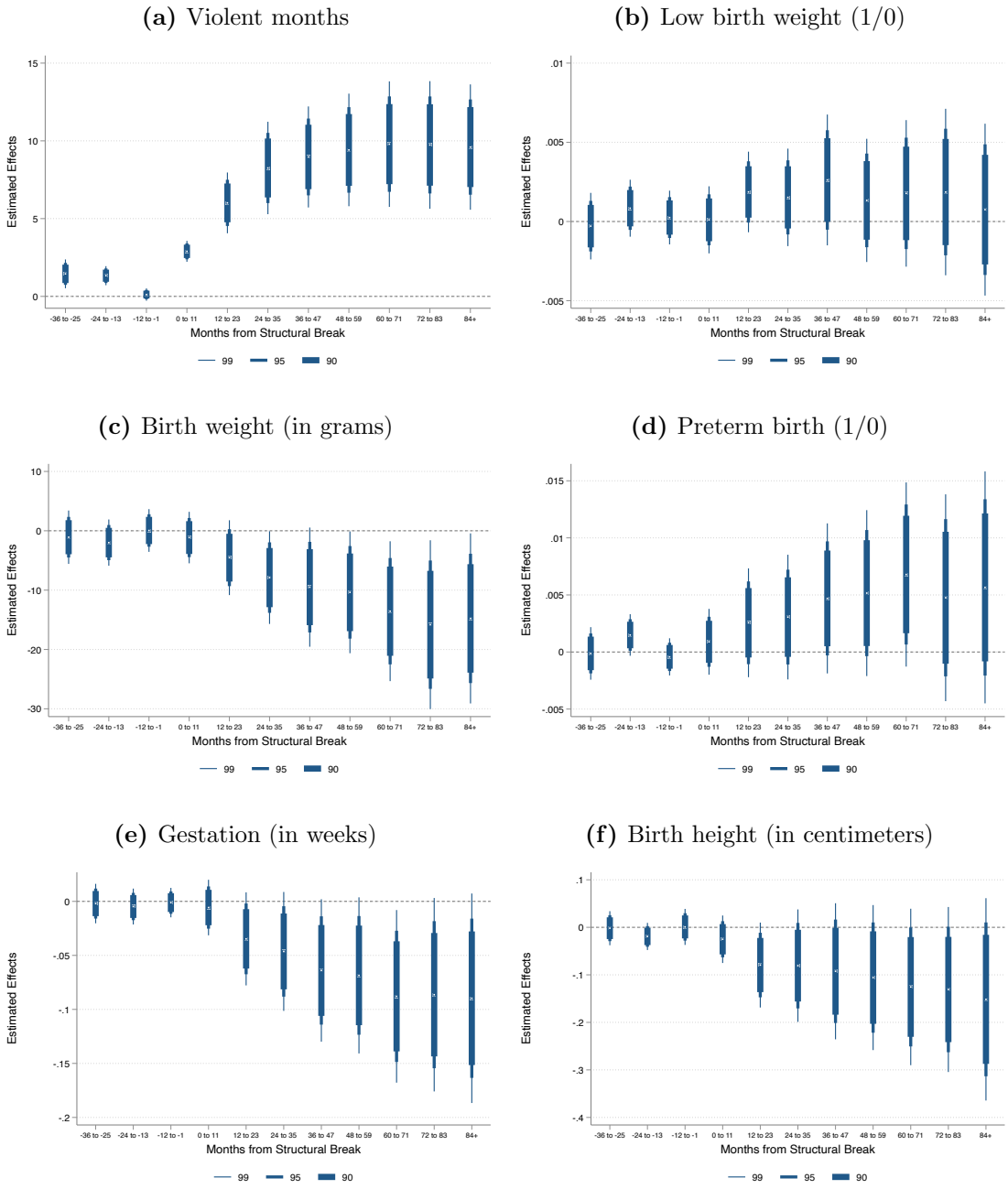

Notes: All coefficients from each panel come from the same regression that includes mothers' municipality of birth fixed effects, year-month of conception fixed effects, the number of violent months during pregnancy, the number of violent months post-birth, and mothers' municipality of birth-by-month of conception fixed effects. Standard errors for confidence intervals are clustered at the municipality level.

Figure 6: Effects of Long-Term Exposure to Local Violence on Birth Outcomes: Alternative Starting - Ending Points of Exposure

(a) Alternative starting points

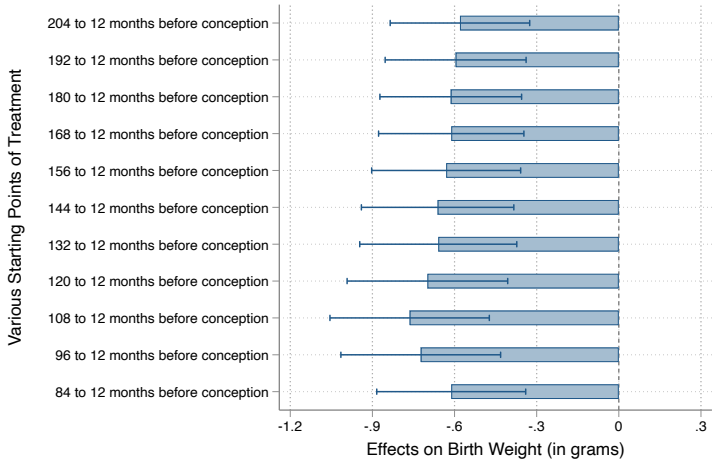

(b) Alternative ending points

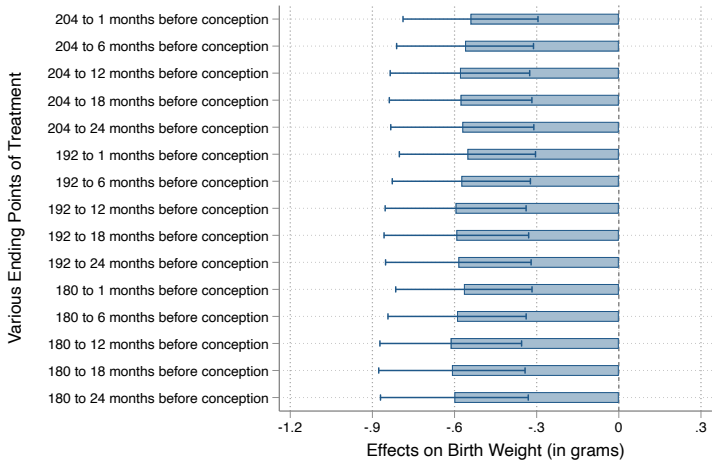

Notes: All figures show estimated coefficients and their 95% confidence intervals. Each estimate comes from a different regression. All regressions include mothers' municipality of birth fixed effects, year-month of conception fixed effects, and mothers' municipality of birth-by-month of conception fixed effects. Standard errors for confidence intervals are clustered at the municipality level.

Figure 7: Effects of Long-Term Exposure to Local Violence on Birth Outcomes: Alternative Thresholds ($1.5\sigma_m$, $2\sigma_m$, $2.5\sigma_m$, $3\sigma_m$)

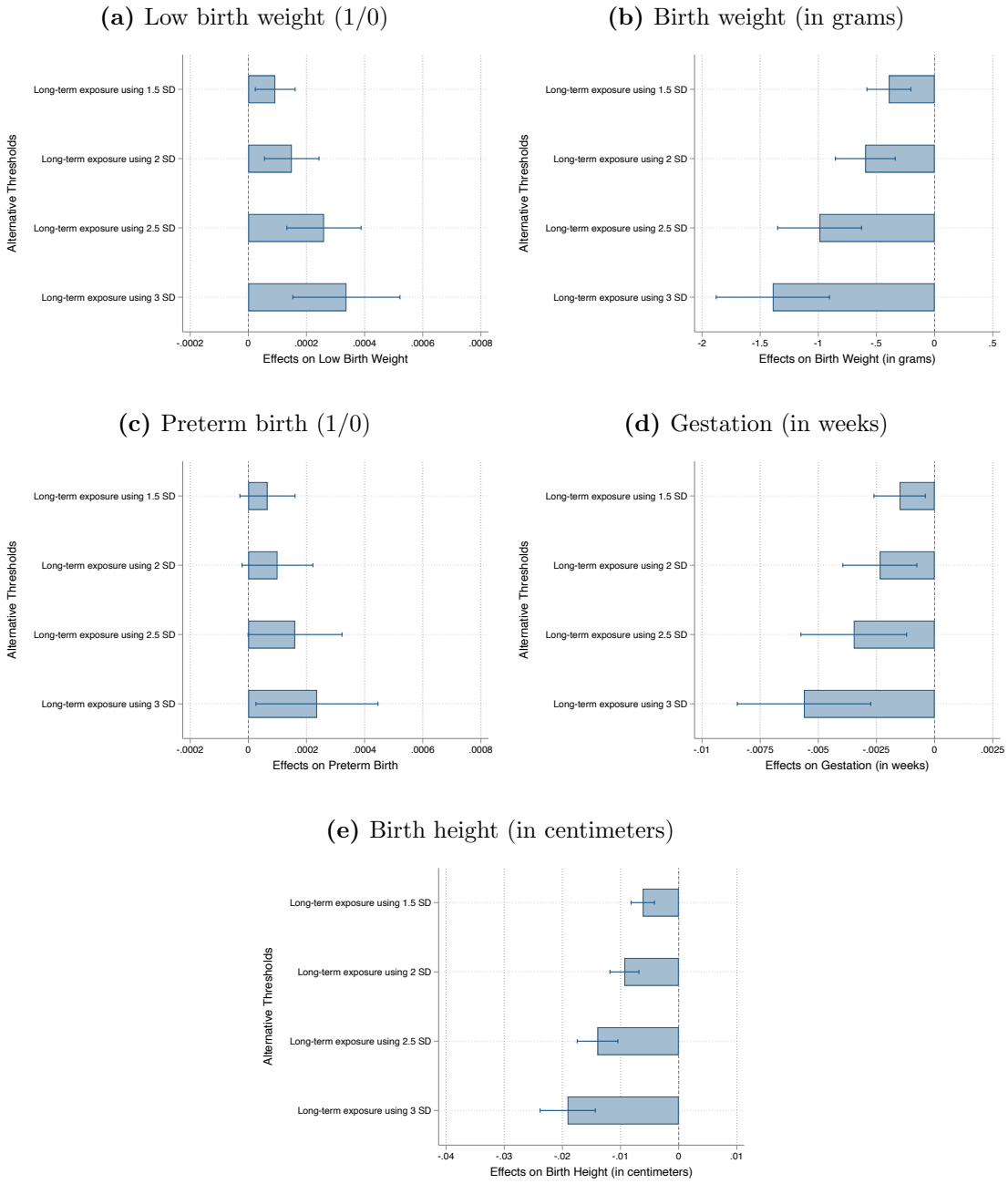

Notes: All figures show estimated coefficients and their 95% confidence intervals. Each estimate comes from a different regression. All regressions include mothers' municipality of birth fixed effects, year-month of conception fixed effects, and mothers' municipality of birth-by-month of conception fixed effects. Standard errors for confidence intervals are clustered at the municipality level.

Figure 8: Effects of Long-Term Exposure to Local Violence on Birth Outcomes: By Infant Sex

(a) Low birth weight (1/0)

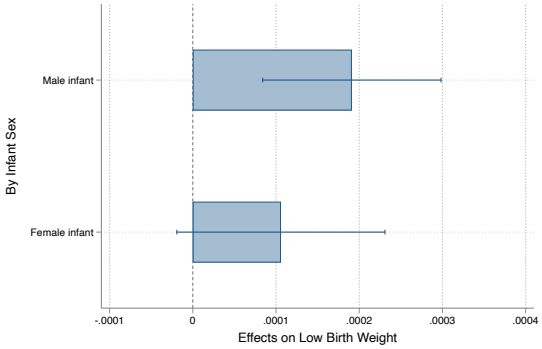

(b) Birth weight (in grams)

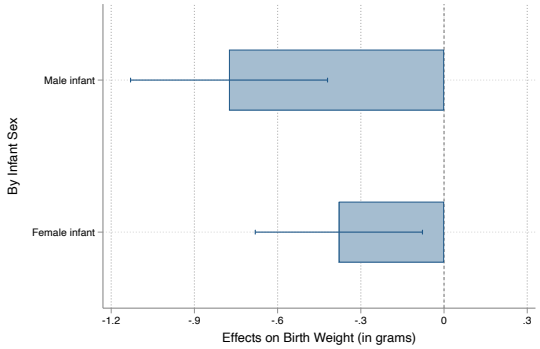

(c) Preterm birth (1/0)

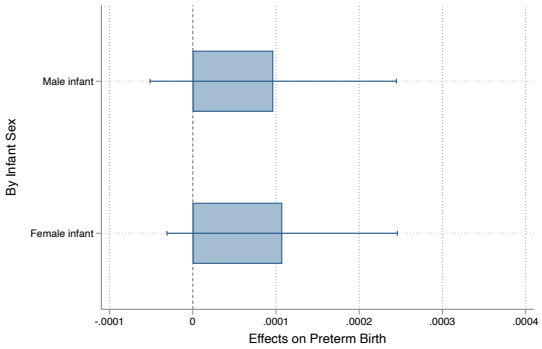

(d) Gestation (in weights)

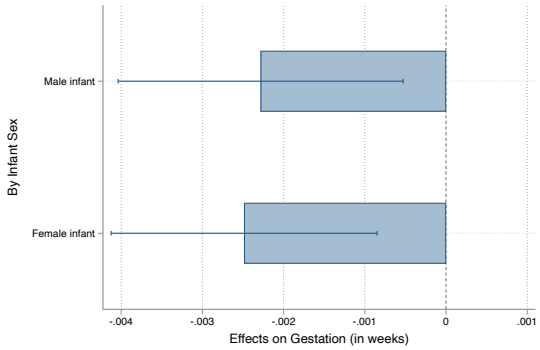

(e) Birth height (in centimeters)

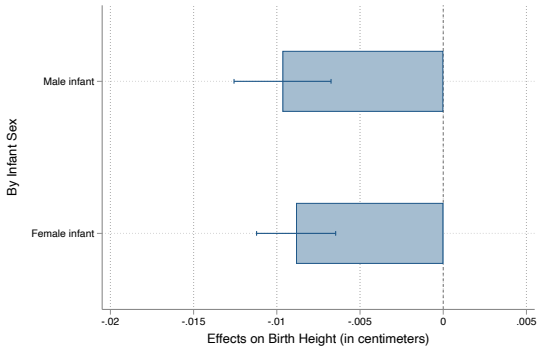

Notes: All figures show estimated coefficients and their 95% confidence intervals. Each estimate comes from a different regression. All regressions include mothers' municipality of birth fixed effects, year-month of conception fixed effects, and mothers' municipality of birth-by-month of conception fixed effects. Standard errors for confidence intervals are clustered at the municipality level.

Figure 9: Effects of Long-Term Exposure to Local Violence on Birth Outcomes By Time From Structural Break for Male Infants

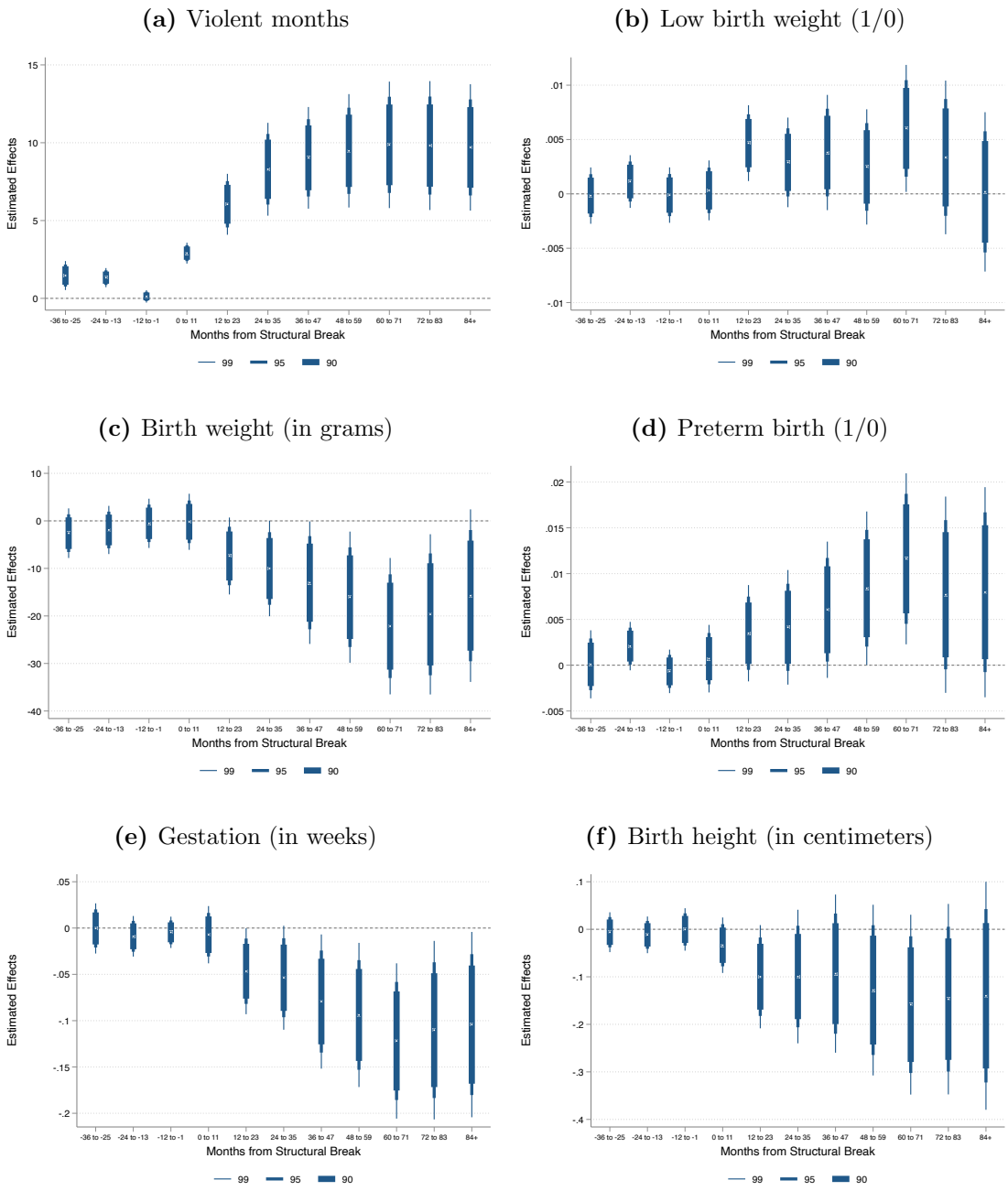

Notes: All coefficients from each panel come from the same regression that includes mothers' municipality of birth fixed effects, year-month of conception fixed effects, the number of violent months during pregnancy, the number of violent months post-birth, and mothers' municipality of birth-by-month of conception fixed effects. Standard errors for confidence intervals are clustered at the municipality level.

Figure 10: Effects of Long-Term Exposure to Local Violence on Birth Outcomes By Time From Structural Break for Female Infants

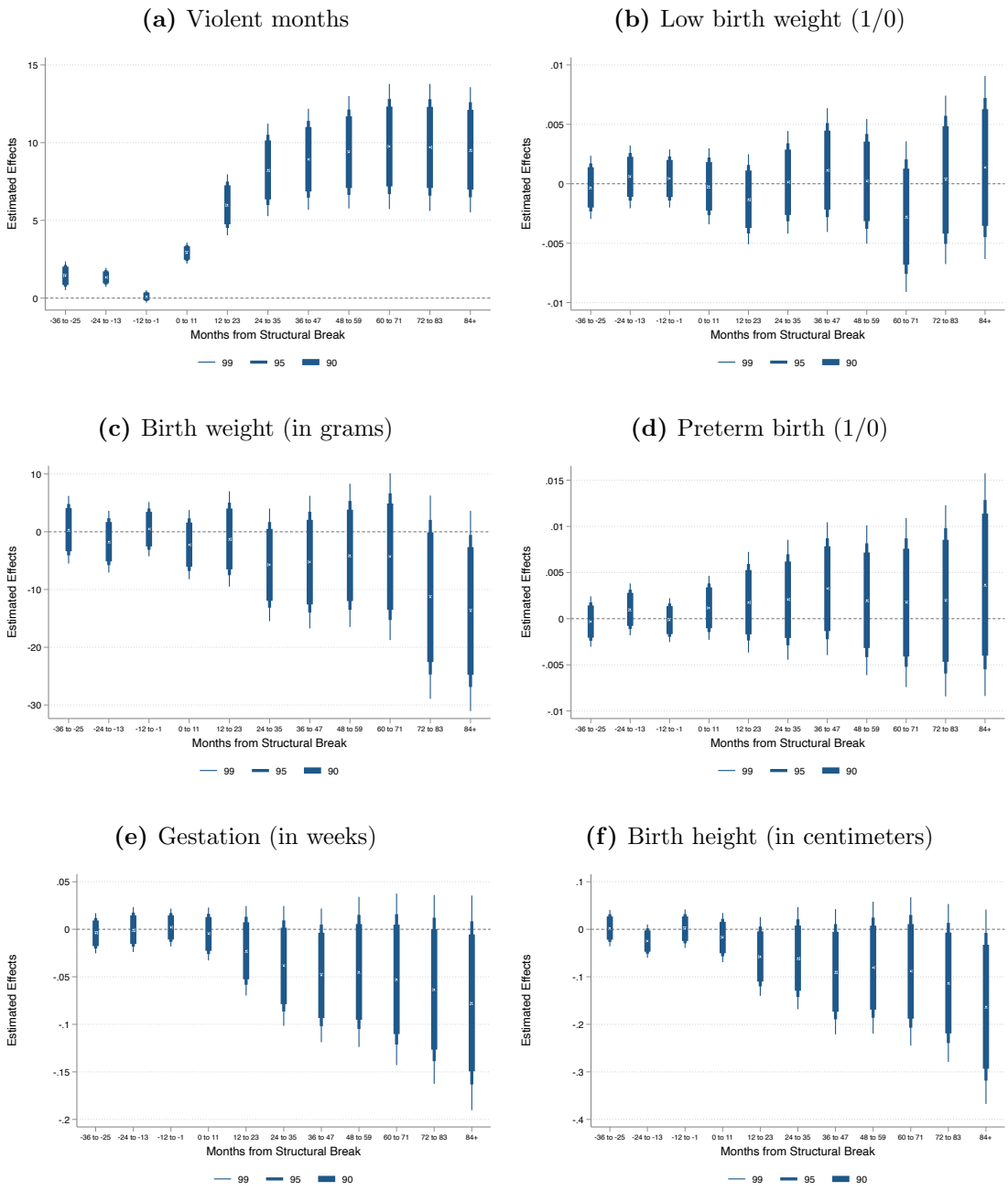

Notes: All coefficients from each panel come from the same regression that includes mothers' municipality of birth fixed effects, year-month of conception fixed effects, the number of violent months during pregnancy, the number of violent months post-birth, and mothers' municipality of birth-by-month of conception fixed effects. Standard errors for confidence intervals are clustered at the municipality level.

Table 1: Summary Statistics

	(1)
Low Birth Weight (1/0, birth weight less than 2,500 grams)	0.06
	(0.24)
Birth weight (in grams)	3,131.11
	(466.36)
Preterm birth (1/0, gestational length less than 37 weeks)	0.07
	(0.25)
Gestational length (in weeks)	38.76
	(1.78)
Height (in centimeters)	49.85
	(2.66)
Female Infant (1/0)	0.49
	(0.50)
Mother being married at birth (1/0)	0.45
	(0.50)
Age of mother at conception	25.08
	(4.72)
Mother having completed a high school education or higher (1/0)	0.61
	(0.49)
C-section delivery (1/0)	0.58
	(0.49)
APGAR 5-minute score	8.88
	(0.83)
Stillborn (1/0)	0.12
	(0.33)
Mover (1/0)	0.46
	(0.50)
Long-term (192 to 12 months before conception)	5.12
	(5.37)
During pregnancy (1-9 months after conception)	0.62
	(1.31)
Post-birth (10-21 months after conception)	0.93
	(1.80)
First trimester (1-3 months after conception)	0.20
	(0.54)
Second trimester (4-6 months after conception)	0.21
	(0.55)
Third trimester (7-9 months after conception)	0.21
	(0.57)

Notes: Each cell shows the mean of the listed variables. Standard deviations are shown in parentheses.

Table 2: Effects of Long-Term Exposure to Local Violence on Birth Outcomes

	(1)	(2)	(3)	(4)	(5)	(6)	(7)	(8)	(9)	(10)
Dependent variables:	Low birth weight (1/0)		Birth weight (in grams)		Preterm birth (1/0)		Gestation (in weeks)		Height (in centimeters)	
Long-term (192 to 12 months before conception)	0.0002***	0.0001***	-0.6148***	-0.5961***	0.0001	0.0001	-0.0023***	-0.0024***	-0.0094***	-0.0093***
	(0.0000)	(0.0000)	(0.1299)	(0.1312)	(0.0001)	(0.0001)	(0.0008)	(0.0008)	(0.0013)	(0.0013)
During pregnancy (1-9 months after conception)	-0.0001	-0.0001	0.0939	0.1110	-0.0002	-0.0002	0.0018	0.0017	-0.0003	-0.0002
	(0.0001)	(0.0001)	(0.2563)	(0.2601)	(0.0002)	(0.0002)	(0.0013)	(0.0014)	(0.0028)	(0.0029)
Post-birth (10-21 months after conception)	-0.0001	-0.0001	-0.2339	-0.2332	-0.0001	-0.0001	0.0003	0.0004	-0.0014	-0.0013
	(0.0001)	(0.0001)	(0.2322)	(0.2314)	(0.0001)	(0.0001)	(0.0011)	(0.0011)	(0.0022)	(0.0022)
Observations	4239974	4239956	4239974	4239956	4470964	4470947	4470964	4470947	4365165	4365147
Municipality of mother's birth FE	Yes	Yes	Yes	Yes	Yes	Yes	Yes	Yes	Yes	Yes
Year-month of conception FE	Yes	Yes	Yes	Yes	Yes	Yes	Yes	Yes	Yes	Yes
Municipality-month of conception FE		Yes		Yes		Yes		Yes		Yes

Notes: All regressions include mother's municipality of birth fixed effects, year-month of conception fixed effects, and mothers' municipality of birth-by-month of conception fixed effects. Standard errors in parentheses are clustered at the municipality level. *, **, *** significant at the 10%, 5%, and 1% level, respectively.

Appendix A

Figure A.1: Effects of Long-Term Exposure to Local Violence on the Number of Births By Time From Structural Break

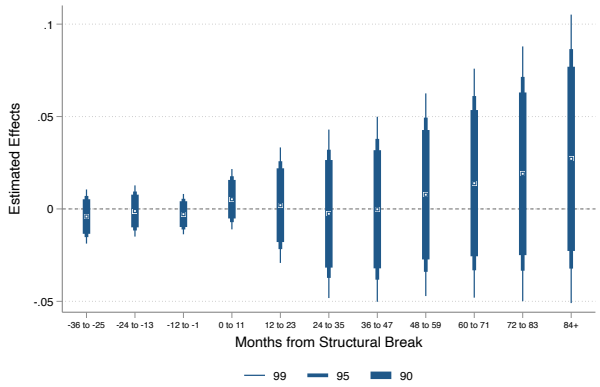

Notes: All coefficients come from the same regression that includes mothers' municipality of birth fixed effects, year-month of conception fixed effects, the number of violent months during pregnancy, the number of violent months post-birth, and mothers' municipality of birth-by-month of conception fixed effects. Estimates come from a Poisson model estimated by Pseudo-Maximum Likelihood that uses municipalities' female population as the exposure variable. Standard errors for confidence intervals are clustered at the municipality level.

Figure A.2: Effects of Long-Term Exposure to Local Violence on the Likelihood of a Female Birth and Stillbirth By Time From Structural Break

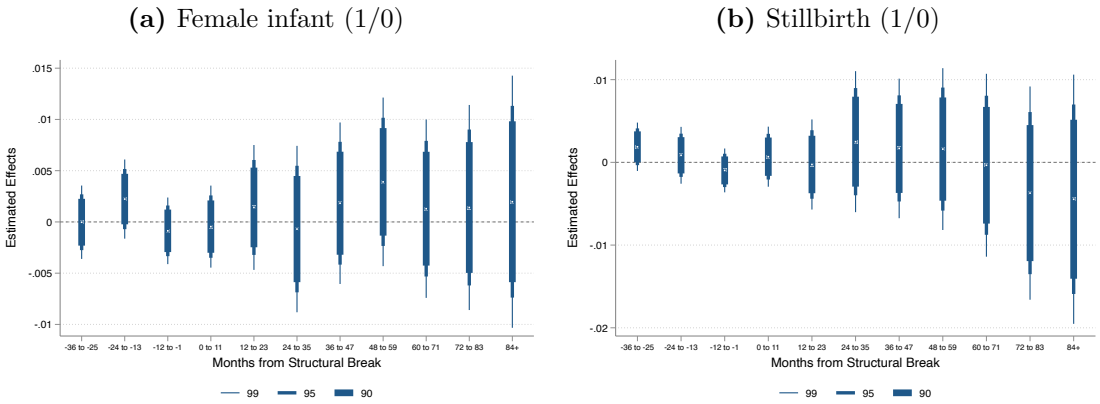

Notes: All coefficients from each panel come from the same regression that includes mothers' municipality of birth fixed effects, year-month of conception fixed effects, the number of violent months during pregnancy, the number of violent months post-birth, and mothers' municipality of birth-by-month of conception fixed effects. Standard errors for confidence intervals are clustered at the municipality level.

Figure A.3: Effects of Long-Term Exposure to Local Violence on Maternal Characteristics By Time From Structural Break

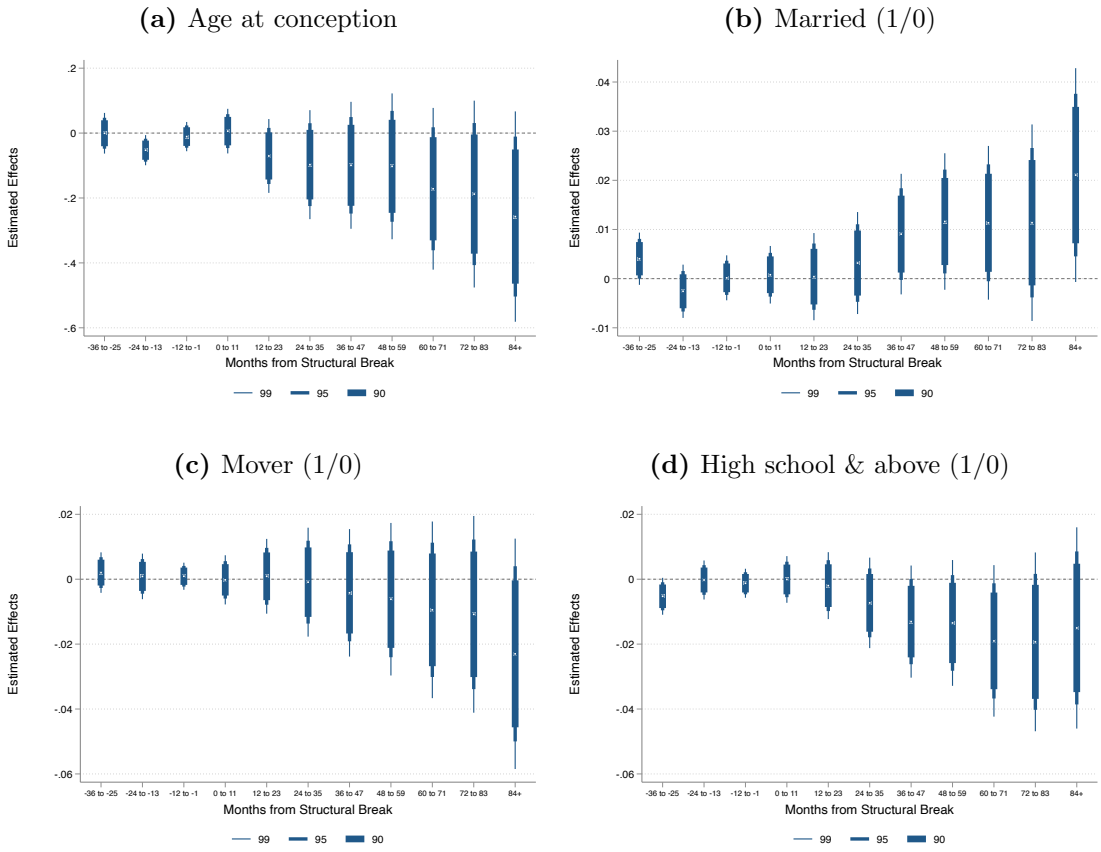

Notes: All coefficients from each panel come from the same regression that includes mothers' municipality of birth fixed effects, year-month of conception fixed effects, the number of violent months during pregnancy, the number of violent months post-birth, and mothers' municipality of birth-by-month of conception fixed effects. Standard errors for confidence intervals are clustered at the municipality level.

Figure A.4: Effects of Long-Term Exposure to Local Violence on Females Characteristics

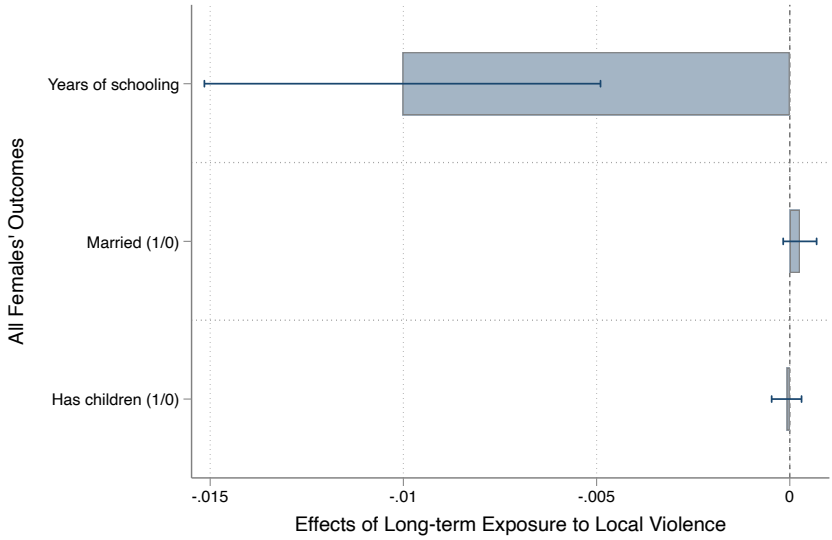

Notes: The figure shows estimated coefficients and their 95% confidence intervals. Each estimate comes from a different regression. All regressions include females' municipality of residence fixed effects and year fixed effects. Standard errors for confidence intervals are clustered at the municipality level.

Figure A.5: Effects of Long-Term Exposure to Local Violence on Mental Health

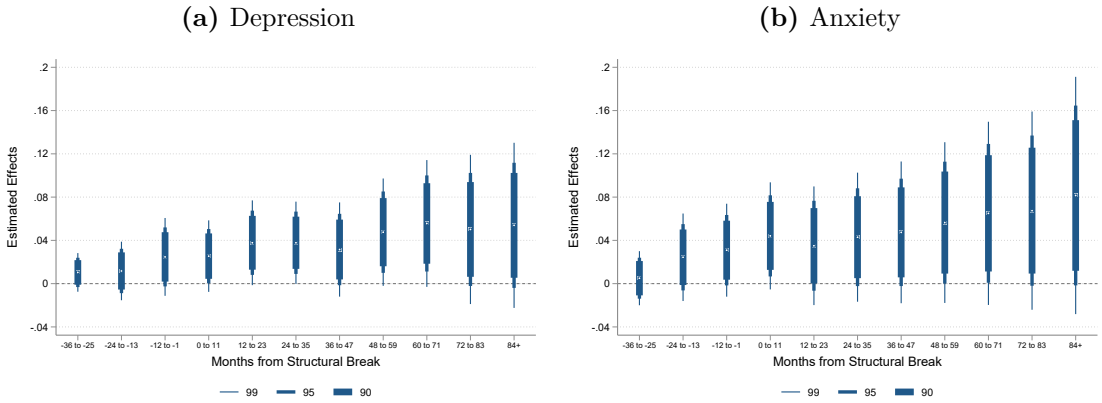

Notes: All coefficients from each panel come from the same regression that includes survey respondents' municipality of residence fixed effects and calendar year-month fixed effects. Standard errors for confidence intervals are clustered at the municipality level.

Figure A.6: Effects of Long-Term Exposure to Local Violence on Birth Outcomes By Time From Negative Structural Break

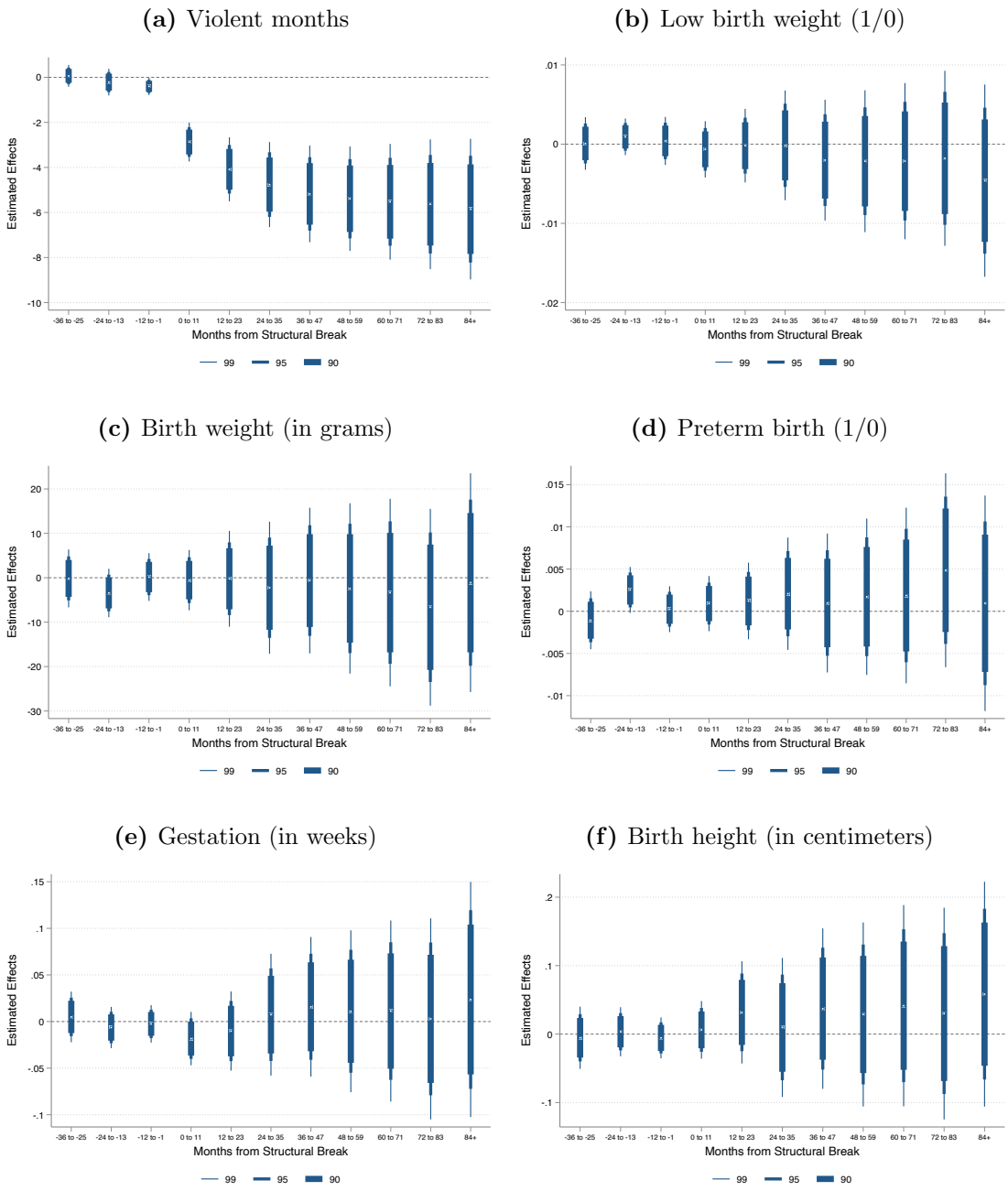

Notes: All coefficients from each panel come from the same regression that includes mothers' municipality of birth fixed effects, year-month of conception fixed effects, the number of violent months during pregnancy, the number of violent months post-birth, and mothers' municipality of birth-by-month of conception fixed effects. Standard errors for confidence intervals are clustered at the municipality level.

Figure A.7: Effects of Long-Term Exposure to Local Violence on Birth Outcomes: By Quintile

(a) Low birth weight (1/0)

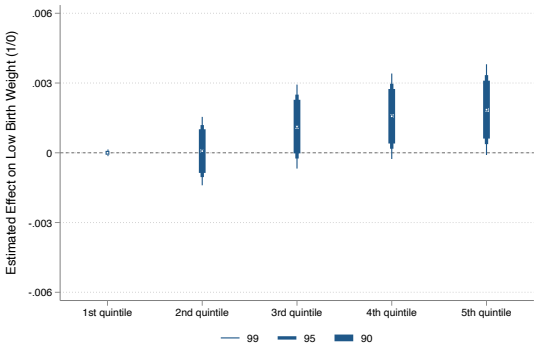

(b) Birth weight (in grams)

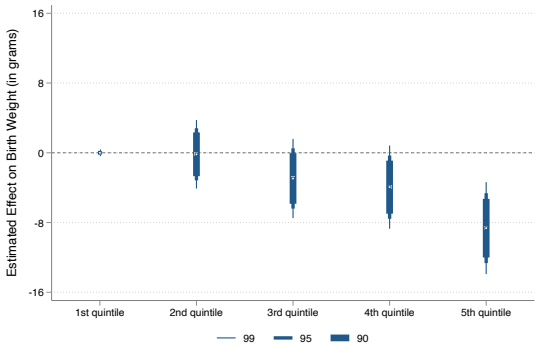

(c) Preterm birth (1/0)

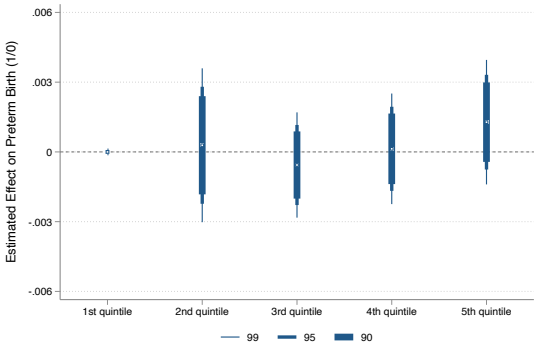

(d) Gestation (in weeks)

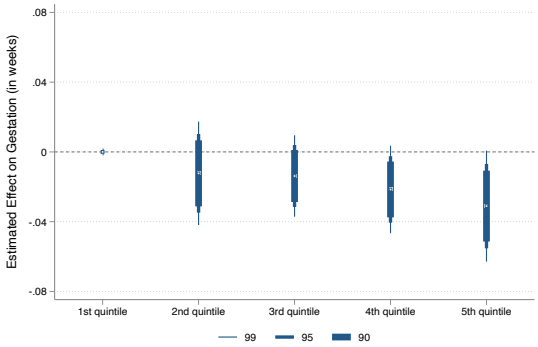

(e) Birth height (in centimeters)

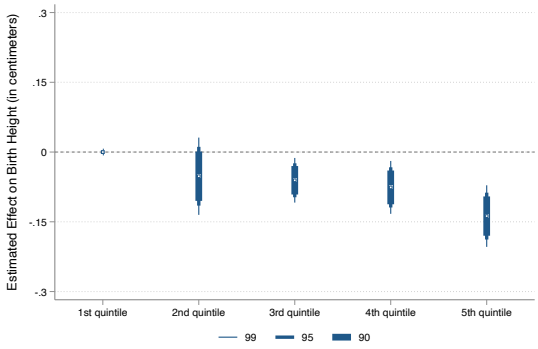

Notes: All regressions include mother's municipality of birth fixed effects, year-month of conception fixed effects, and mothers' municipality of birth-by-month of conception fixed effects. Standard errors for confidence intervals are clustered at the municipality level.

Table A.1: Effects of Long-Term Exposure to Local Violence on Birth Outcomes: By Trimester of Pregnancy

	(1)	(2)	(3)	(4)	(5)
Dependent variables:	Low birth weight (1/0)	Birth weight (in grams)	Preterm birth (1/0)	Gestation (in weeks)	Height (in centimeters)
Long-term (192 to 12 months before conception)	0.0002***	-0.6011***	0.0001*	-0.0024***	-0.0094***
	(0.0000)	(0.1314)	(0.0001)	(0.0008)	(0.0013)
First trimester (1-3 months after conception)	0.0001	-1.0688**	0.0004	-0.0023	-0.0064
	(0.0002)	(0.5046)	(0.0003)	(0.0023)	(0.0043)
Second trimester (4-6 months after conception)	-0.0000	0.7957	-0.0004	0.0032	0.0013
	(0.0003)	(0.5666)	(0.0003)	(0.0023)	(0.0043)
Third trimester (7-9 months after conception)	-0.0004	0.5855	-0.0005*	0.0042*	0.0045
	(0.0003)	(0.5293)	(0.0003)	(0.0025)	(0.0048)
Post-birth (10-21 months after conception)	-0.0001	-0.2910	-0.0001	0.0001	-0.0017
	(0.0001)	(0.2234)	(0.0001)	(0.0011)	(0.0021)
Observations	4239956	4239956	4470947	4470947	4365147
Municipality of mother's birth FE	Yes	Yes	Yes	Yes	Yes
Year-month of conception FE	Yes	Yes	Yes	Yes	Yes
Municipality-month of conception FE	Yes	Yes	Yes	Yes	Yes

Notes: All regressions include mother's municipality of birth fixed effects, year-month of conception fixed effects, and mothers' municipality of birth-by-month of conception fixed effects. Standard errors in parentheses are clustered at the municipality level. *, **, *** significant at the 10%, 5%, and 1% level, respectively.

Table A.2: Effects of Long-Term Exposure to Local Violence on Other Birth Outcomes

Dependent variables:	(1) C-section (1/0)	(2) 5-min APGAR
Long-term (192 to 12 months before conception)	0.0008***	-0.0001
	(0.0003)	(0.0008)
During pregnancy (1-9 months after conception)	-0.0007	-0.0000
	(0.0006)	(0.0013)
Post-birth (10-21 months after conception)	0.0004	-0.0022
	(0.0005)	(0.0014)
Observations	4466232	4433917
Municipality of mother's birth FE	Yes	Yes
Year-month of conception FE	Yes	Yes
Municipality-month of conception FE	Yes	Yes

Notes: All regressions include mother's municipality of birth fixed effects, year-month of conception fixed effects, and mothers' municipality of birth-by-month of conception fixed effects. Standard errors in parentheses are clustered at the municipality level. *, **, *** significant at the 10%, 5%, and 1% level, respectively.

Table A.3: Effects of Long-Term Exposure to Local Violence on Birth Outcomes: 30-month Windows of Violence Exposure

Dependent variables:	(1) Low birth weight (1/0)	(2) Birth weight (in grams)	(3) Preterm birth (1/0)	(4) Gestation (in weeks)	(5) Height (in centimeters)
Long-term (191 to 162 months before conception)	0.0003	-0.6420*	0.0000	-0.0013	-0.0074**
	(0.0002)	(0.3356)	(0.0002)	(0.0021)	(0.0029)
Long-term (161 to 132 months before conception)	0.0000	-0.3577	-0.0001	-0.0011	-0.0090**
	(0.0002)	(0.3932)	(0.0002)	(0.0022)	(0.0037)
Long-term (131 to 102 months before conception)	-0.0002	0.0852	-0.0001	-0.0007	-0.0128***
	(0.0001)	(0.3777)	(0.0002)	(0.0016)	(0.0034)
Long-term (101 to 72 months before conception)	0.0001	-0.7636***	0.0002	-0.0037**	-0.0107***
	(0.0001)	(0.2243)	(0.0001)	(0.0014)	(0.0021)
Long-term (71 to 42 months before conception)	0.0002***	-0.8256***	0.0003***	-0.0045***	-0.0117***
	(0.0001)	(0.1805)	(0.0001)	(0.0013)	(0.0021)
Long-term (41 to 12 months before conception)	0.0002**	-0.4851***	0.0001	-0.0011	-0.0071***
	(0.0001)	(0.1520)	(0.0001)	(0.0010)	(0.0022)
During pregnancy (1-9 months after conception)	-0.0001	0.0261	-0.0001	0.0009	-0.0012
	(0.0001)	(0.2790)	(0.0001)	(0.0012)	(0.0025)
Post-birth (10-21 months after conception)	-0.0001	-0.2838	-0.0001	-0.0001	-0.0018
	(0.0001)	(0.2136)	(0.0001)	(0.0009)	(0.0021)
Observations	4239956	4239956	4470947	4470947	4365147
Municipality of mother's birth FE	Yes	Yes	Yes	Yes	Yes
Year-month of conception FE	Yes	Yes	Yes	Yes	Yes
Municipality-month of conception FE	Yes	Yes	Yes	Yes	Yes

Notes: All regressions include mother's municipality of birth fixed effects, year-month of conception fixed effects, and mothers' municipality of birth-by-month of conception fixed effects. Standard errors in parentheses are clustered at the municipality level. *, **, *** significant at the 10%, 5%, and 1% level, respectively.

Table A.4: Effects of Long-Term Exposure to Local Violence on Birth Outcomes: OLS vs. Imputation Estimator

Dependent variables:	(1) Long-Term Exposure (in months)	(2) Low birth weight (1/0)	(3) Birth weight (in grams)	(4) Preterm birth (1/0)	(5) Gestation (in weeks)	(6) Height (in centimeters)
Panel A: OLS Estimator						
Post Structural Break	4.7065***	0.0009	-3.2893**	0.0021	-0.0248*	-0.0505**
	(0.5663)	(0.0007)	(1.6569)	(0.0015)	(0.0135)	(0.0246)
Observations	3223046	3063075	3063075	3221468	3221468	3143755
Panel B: Imputation Estimator						
Post Structural Break	6.9935***	0.0031***	-10.0551***	0.0046**	-0.0613***	-0.0681**
	(0.4504)	(0.0007)	(1.7604)	(0.0023)	(0.0197)	(0.0303)
1 Month Prior	2.5438***	0.0029	-4.2400	-0.0022	0.0030	-0.0146
	(0.3029)	(0.0022)	(4.6052)	(0.0027)	(0.0176)	(0.0316)
2 Months Prior	2.0544***	-0.0004	2.7393	0.0004	0.0159	-0.0139
	(0.2628)	(0.0023)	(4.5533)	(0.0025)	(0.0186)	(0.0358)
3 Months Prior	1.7335***	-0.0021	3.7344	-0.0023	0.0050	0.0063
	(0.2283)	(0.0021)	(4.7267)	(0.0030)	(0.0211)	(0.0368)
4 Months Prior	1.3918***	0.0020	-0.5267	-0.0018	0.0163	0.0010
	(0.1995)	(0.0021)	(4.5969)	(0.0028)	(0.0199)	(0.0291)
5 Months Prior	1.0436***	-0.0000	4.7348	-0.0035	0.0235	0.0149
	(0.1668)	(0.0021)	(4.1422)	(0.0028)	(0.0175)	(0.0355)
Observations	3222431	3062559	3062559	3220876	3220876	3143157
Municipality of mother's birth FE	Yes	Yes	Yes	Yes	Yes	Yes
Year-month of conception FE	Yes	Yes	Yes	Yes	Yes	Yes
Municipality-month of conception FE	Yes	Yes	Yes	Yes	Yes	Yes

Notes: Individual controls include infant biological sex, number of violent months during pregnancy, and number of violent months after birth. Standard errors in parentheses are clustered at the municipality level. *, **, *** significant at the 10%, 5%, and 1% level, respectively.

Table A.5: Effects of Long-Term Exposure to Local Violence on Birth Rates

Dependent variables:	(1) Birth Rate	(2) Log of Birth Rate	(3) # of Births
Long-term (192 to 12 months before conception)	-0.0007	-0.0004	-0.0014
	(0.0007)	(0.0004)	(0.0011)
During pregnancy (1-9 months after conception)	-0.0002	-0.0003	-0.0004
	(0.0016)	(0.0009)	(0.0012)
Post-birth (10-21 months after conception)	0.0004	0.0002	0.0008
	(0.0009)	(0.0006)	(0.0010)
Observations	314112	314112	310196
Municipality of mother's birth FE	Yes	Yes	Yes
Year-month of conception FE	Yes	Yes	Yes
Municipality-month of conception FE	Yes	Yes	Yes

Notes: All regressions include mother's municipality of birth fixed effects, year-month of conception fixed effects, and mothers' municipality of birth-by-month of conception fixed effects. Estimates in columns (1) and (2) are weighted by the population of females in the municipality. Estimates in Column (3) are estimated by Pseudo-Maximum Likelihood using municipalities' female population as the exposure variable. Standard errors in parentheses are clustered at the municipality level. *, **, *** significant at the 10%, 5%, and 1% level, respectively.

Table A.6: Effects of Long-Term Exposure to Local Violence on the Likelihood of a Female Birth and Stillbirth

Dependent variables:	(1) Female Infant (1/0)	(2) Stillbirth (1/0)
Long-term (192 to 12 months before conception)	0.0001	-0.0000
	(0.0001)	(0.0001)
During pregnancy (1-9 months after conception)	0.0004*	0.0001
	(0.0002)	(0.0003)
Post-birth (10-21 months after conception)	0.0001	-0.0002
	(0.0002)	(0.0002)
Observations	4469732	4439961
Municipality of mother's birth FE	Yes	Yes
Year-month of conception FE	Yes	Yes
Municipality-month of conception FE	Yes	Yes

Notes: All regressions include mother's municipality of birth fixed effects, year-month of conception fixed effects, and mothers' municipality of birth-by-month of conception fixed effects. Standard errors in parentheses are clustered at the municipality level. *, **, *** significant at the 10%, 5%, and 1% level, respectively.

Table A.7: Correlation Between Exposure to Local Violence and Maternal Characteristics

Dependent variables:	(1) Age at conception	(2) Married (1/0)	(3) Mover (1/0)	(4) High school & above (1/0)
Long-term (192 to 12 months before conception)	-0.0009	-0.0000	0.0003	-0.0010***
	(0.0024)	(0.0002)	(0.0003)	(0.0003)
During pregnancy (1-9 months after conception)	0.0010	-0.0004	0.0010*	-0.0011**
	(0.0040)	(0.0005)	(0.0005)	(0.0005)
Post-birth (10-21 months after conception)	0.0022	0.0000	0.0004	0.0000
	(0.0036)	(0.0002)	(0.0004)	(0.0003)
Observations	4456957	4391428	4459022	4414982
Municipality of mother's birth FE	Yes	Yes	Yes	Yes
Year-month of conception FE	Yes	Yes	Yes	Yes
Municipality-month of conception FE	Yes	Yes	Yes	Yes

Notes: All regressions include mother's municipality of birth fixed effects, year-month of conception fixed effects, and mothers' municipality of birth-by-month of conception fixed effects. Standard errors in parentheses are clustered at the municipality level. *, **, *** significant at the 10%, 5%, and 1% level, respectively.

Table A.8: Correlation Between Exposure to Local Violence and Maternal Characteristics: 30-month Windows of Violence Exposure

Dependent variables:	(1) Age at conception	(2) Married (1/0)	(3) Mover (1/0)	(4) High school & above (1/0)
Long-term (191 to 162 months before conception)	-0.0043	-0.0001	-0.0010	-0.0001
	(0.0056)	(0.0004)	(0.0006)	(0.0006)
Long-term (161 to 132 months before conception)	0.0033	-0.0003	0.0007	0.0002
	(0.0091)	(0.0006)	(0.0007)	(0.0006)
Long-term (131 to 102 months before conception)	0.0026	-0.0002	0.0001	-0.0005
	(0.0069)	(0.0005)	(0.0006)	(0.0006)
Long-term (101 to 72 months before conception)	-0.0047	0.0004	-0.0000	-0.0020***
	(0.0042)	(0.0004)	(0.0004)	(0.0005)
Long-term (71 to 42 months before conception)	0.0007	0.0001	0.0004	-0.0016***
	(0.0035)	(0.0004)	(0.0003)	(0.0004)
Long-term (41 to 12 months before conception)	-0.0006	-0.0002	0.0014***	-0.0010***
	(0.0030)	(0.0002)	(0.0004)	(0.0003)
During pregnancy (1-9 months after conception)	0.0007	-0.0003	0.0010*	-0.0015***
	(0.0038)	(0.0004)	(0.0005)	(0.0005)
Post-birth (10-21 months after conception)	0.0020	0.0001	0.0006	-0.0003
	(0.0033)	(0.0002)	(0.0004)	(0.0004)
Observations	4456957	4391428	4459022	4414982
Municipality of mother's birth FE	Yes	Yes	Yes	Yes
Year-month of conception FE	Yes	Yes	Yes	Yes
Municipality-month of conception FE	Yes	Yes	Yes	Yes

Notes: All regressions include mother's municipality of birth fixed effects, year-month of conception fixed effects, and mothers' municipality of birth-by-month of conception fixed effects. Standard errors in parentheses are clustered at the municipality level. *, **, *** significant at the 10%, 5%, and 1% level, respectively.

Table A.9: Effects of Long-Term Exposure to Local Violence on Birth Outcomes: Sum of Monthly Homicide Rates

	(1)	(2)	(3)	(4)	(5)
Dependent variables:	Low birth weight (1/0)	Birth weight (in grams)	Preterm birth (1/0)	Gestation (in weeks)	Height (in centimeters)
Long-term (192 to 12 months before conception)	0.0001**	-0.2628***	0.0001	-0.0014**	-0.0046***
	(0.0000)	(0.0787)	(0.0001)	(0.0005)	(0.0010)
During pregnancy (1-9 months after conception)	-0.0001	0.0991	-0.0001	0.0014	0.0019
	(0.0001)	(0.2577)	(0.0002)	(0.0012)	(0.0023)
Post-birth (10-21 months after conception)	0.0000	-0.2583	-0.0000	-0.0007	-0.0018
	(0.0001)	(0.2217)	(0.0001)	(0.0011)	(0.0025)
Observations	4239956	4239956	4470947	4470947	4365147
Municipality of mother's birth FE	Yes	Yes	Yes	Yes	Yes
Year-month of conception FE	Yes	Yes	Yes	Yes	Yes
Municipality-month of conception FE	Yes	Yes	Yes	Yes	Yes

Notes: All regressions include mother's municipality of birth fixed effects, year-month of conception fixed effects, and mothers' municipality of birth-by-month of conception fixed effects. Standard errors in parentheses are clustered at the municipality level. *, **, *** significant at the 10%, 5%, and 1% level, respectively.

Table A.10: Effects of Exposure to Safe Months on Birth Outcomes

Dependent variables:	(1) Low birth weight (1/0)	(2) Birth weight (in grams)	(3) Preterm birth (1/0)	(4) Gestation (in weeks)	(5) Height (in centimeters)
Long-term (192-12 months before conception)	-0.0005	0.2898	-0.0022	0.0220	0.0407
	(0.0009)	(1.3147)	(0.0020)	(0.0180)	(0.0370)
During pregnancy (1-9 months after conception)	0.0007	0.1356	0.0074	-0.0544	-0.0583
	(0.0011)	(1.9147)	(0.0063)	(0.0499)	(0.0503)
Post-birth (10-21 months after conception)	-0.0011**	1.8145	-0.0002	0.0008	0.0049
	(0.0004)	(1.2961)	(0.0007)	(0.0095)	(0.0087)
Observations	4239956	4239956	4470947	4470947	4365147
Municipality of mother's birth FE	Yes	Yes	Yes	Yes	Yes
Year-month of conception FE	Yes	Yes	Yes	Yes	Yes
Municipality-month of conception FE	Yes	Yes	Yes	Yes	Yes

Notes: All regressions include mother's municipality of birth fixed effects, year-month of conception fixed effects, and mothers' municipality of birth-by-month of conception fixed effects. Standard errors in parentheses are clustered at the municipality level. *, **, *** significant at the 10%, 5%, and 1% level, respectively.

Table A.11: Effects of Long-Term Exposure to Local Violence on Birth Outcomes: Robustness Checks

Dependent variables:	(1) Low birth weight (1/0)	(2) Birth weight (in grams)	(3) Preterm birth (1/0)	(4) Gestation (in weeks)	(5) Height (in centimeters)
Panel A: Without restrictions on sample					
Long-term (192 to 12 months before conception)	0.0001***	-0.6009***	0.0001*	-0.0024***	-0.0093***
	(0.0000)	(0.1293)	(0.0001)	(0.0008)	(0.0013)
During pregnancy (1-9 months after conception)	-0.0001	0.0909	-0.0002	0.0022	0.0006
	(0.0001)	(0.2573)	(0.0002)	(0.0017)	(0.0033)
Post-birth (10-21 months after conception)	-0.0001	-0.2195	-0.0001	0.0008	-0.0010
	(0.0001)	(0.2278)	(0.0001)	(0.0013)	(0.0025)
Observations	4419549	4419549	4663786	4663786	4552215
Municipality of mother's birth FE	Yes	Yes	Yes	Yes	Yes
Year-month of conception FE	Yes	Yes	Yes	Yes	Yes
Municipality-month of conception FE	Yes	Yes	Yes	Yes	Yes
Panel B: Alternative definition of post-birth exposure					
Long-term (192 to 12 months before conception)	0.0001*	-0.4981***	0.0000	-0.0016	-0.0099***
	(0.0001)	(0.1798)	(0.0001)	(0.0010)	(0.0018)
During pregnancy (1-9 months after conception)	-0.0002	0.1261	-0.0004	0.0032	-0.0021
	(0.0002)	(0.3502)	(0.0003)	(0.0024)	(0.0056)
Post-birth (10+ months after conception)	-0.0000	0.1181	-0.0002	0.0014	-0.0013
	(0.0001)	(0.2076)	(0.0001)	(0.0012)	(0.0035)
Observations	4239956	4239956	4470947	4470947	4365147
Municipality of mother's birth FE	Yes	Yes	Yes	Yes	Yes
Year-month of conception FE	Yes	Yes	Yes	Yes	Yes
Municipality-month of conception FE	Yes	Yes	Yes	Yes	Yes
Panel C: Inclusion of mother's characteristics					
Long-term (192 to 12 months before conception)	0.0001***	-0.6070***	0.0001	-0.0024***	-0.0093***
	(0.0000)	(0.1347)	(0.0001)	(0.0008)	(0.0012)
During pregnancy (1-9 months after conception)	-0.0001	0.1521	-0.0001	0.0015	0.0003
	(0.0001)	(0.2591)	(0.0002)	(0.0014)	(0.0029)
Post-birth (10-21 months after conception)	-0.0001	-0.1595	-0.0001	0.0006	-0.0009
	(0.0001)	(0.2473)	(0.0001)	(0.0011)	(0.0022)
Observations	4099997	4099997	4322409	4322409	4221010
Municipality of mother's birth FE	Yes	Yes	Yes	Yes	Yes
Year-month of conception FE	Yes	Yes	Yes	Yes	Yes
Individual controls	Yes	Yes	Yes	Yes	Yes
Municipality-month of conception FE	Yes	Yes	Yes	Yes	Yes

Notes: All regressions include mother's municipality of birth fixed effects, year-month of conception fixed effects, and mothers' municipality of birth-by-month of conception fixed effects. Individual controls include infant biological sex. In panel C, we additionally include infant biological sex and maternal characteristics, such as the age of the mother at the time of conception, whether the mother is married at the time of giving birth, and whether the mother has completed high school education or above. Standard errors in parentheses are clustered at the municipality level. *, **, *** significant at the 10%, 5%, and 1% level, respectively.