

NBER WORKING PAPER SERIES

BANKING, LIQUIDITY AND BANK RUNS IN AN INFINITE-HORIZON ECONOMY

Mark Gertler
Nobuhiro Kiyotaki

Working Paper 19129
<http://www.nber.org/papers/w19129>

NATIONAL BUREAU OF ECONOMIC RESEARCH
1050 Massachusetts Avenue
Cambridge, MA 02138
June 2013

Gertler and Kiyotaki acknowledge the support of the National Science Foundation. The views expressed herein are those of the authors and do not necessarily reflect the views of the National Bureau of Economic Research.

NBER working papers are circulated for discussion and comment purposes. They have not been peer-reviewed or been subject to the review by the NBER Board of Directors that accompanies official NBER publications.

© 2013 by Mark Gertler and Nobuhiro Kiyotaki. All rights reserved. Short sections of text, not to exceed two paragraphs, may be quoted without explicit permission provided that full credit, including © notice, is given to the source.

Banking, Liquidity and Bank Runs in an Infinite-Horizon Economy
Mark Gertler and Nobuhiro Kiyotaki
NBER Working Paper No. 19129
June 2013
JEL No. E44

ABSTRACT

We develop a variation of the macroeconomic model with banking in Gertler and Kiyotaki (2011) that allows for liquidity mismatch and bank runs as in Diamond and Dybvig (1983). As in Gertler and Kiyotaki, because bank net worth fluctuates with aggregate production, the spread between the expected rates of return on bank assets and deposits fluctuates counter-cyclically. However, because bank assets are less liquid than deposits, bank runs are possible as in Diamond and Dybvig. Whether a bank run equilibrium exists depends on bank balance sheets and an endogenously determined liquidation price for bank assets. While in normal times a bank run equilibrium may not exist, the possibility can arise in a recession. We also analyze the effects of anticipated bank runs. Overall, the goal is to present a framework that synthesizes the macroeconomic and microeconomic approaches to banking and banking instability.

Mark Gertler
Department of Economics
New York University
269 Mercer Street, 7th Floor
New York, NY 10003
and NBER
mark.gertler@nyu.edu

Nobuhiro Kiyotaki
Department of Economics
Princeton University
Fisher Hall
Princeton, NJ 08544-1021
and NBER
kiyotaki@princeton.edu

1 Introduction

There are two complementary approaches in the literature to capturing the interaction between banking distress and the real economy. The first, summarized recently in Gertler and Kiyotaki (2011), emphasizes how the depletion of bank capital in an economic downturn hinders banks ability to intermeditate funds. Due to agency problems (and possibly also regulatory constraints) a bank's ability to raise funds depends on its capital. Portfolios losses experienced in a downturn accordingly lead to losses of bank capital that are increasing in the degree of leverage. In equilibrium, a contraction of bank capital and bank assets raises the cost of bank credit, slows the economy and depresses asset prices and bank capital further. The second approach, pioneered by Diamond and Dybvig (1983), focuses on how liquidity mismatch in banking, i.e. the combination of short term liabilities and partially illiquid long term assets, opens up the possibility of bank runs. If they occur, runs lead to inefficient asset liquidation along with a general loss of banking services.

In the recent crisis, both phenomena were at work. Depletion of capital from losses on sub-prime loans and related assets forced many financial institutions to contract lending and raised the cost of credit they did offer. (See, e.g. Adrian, Colla and Shin, 2012, for example.) Eventually, however, weakening financial positions led to classic runs on a number of the investment banks and money market funds, as emphasized by Gorton (2010) and Bernanke (2010). The asset firesale induced by the runs amplified the overall financial distress.

To date, most macroeconomic models which have tried to capture the effects of banking distress have emphasized financial accelerator effects, but not adequately captured bank runs. Most models of bank runs, however, are typically quite stylized and not suitable for quantitative analysis. Further, often the runs are not connected to fundamentals. That is, they may be equally likely to occur in good times as well as bad.

Our goal is to develop a simple macroeconomic model of banking instability that features both financial accelerator effects and bank runs. Our approach emphasizes the complementary nature of these mechanisms. Balance sheet conditions not only affect the cost of bank credit, they also affect whether runs are possible. In this respect one can relate the possibility of runs to macroeconomic conditions and in turn characterize how runs feed back into the macroeconomy.

For simplicity, we consider an infinite horizon economy with a fixed supply of capital, along with households and bankers. It is not difficult to map the framework into a more conventional macroeconomic model with capital accumulation. The economy with a fixed supply of capital, however, allows us to characterize in a fairly tractable way how banking distress and bank runs affect the behavior of asset prices.

As in Gertler and Karadi (2011) and Gertler and Kiyotaki (2011), endogenous procyclical movements in bank balance sheets lead to countercyclical movements in the cost of bank credit. At the same time, due to liquidity mismatch, bank runs may be possible, following Diamond and Dybvig (1983). Whether or not a bank run equilibrium exists will depend on two key factors: the condition of bank balance sheets and an endogenously determined liquidation price. Thus, a situation can arise where a bank run cannot occur in normal times, but where a severe recession can open up the possibility.

Critical to the possibility of runs is that banks issues demandable short term debt. In our baseline model we simply assume this is the case. We then provide a stronger motivation for this scenario by introducing household liquidity risks, in the spirit of Diamond and Dybvig.

Some other recent examples of macroeconomic models that consider bank runs include Ennis and Keister (2003), Martin, Skeie, and Von Thadden (2012) and Angeloni and Faia (2013).¹ These papers typically incorporate banks with short horizons (e.g. two or three periods)². We differ by modeling banks that optimize over an infinite horizon. In addition, bank asset liquidation prices are endogenous and affect whether a sunspot bank run equilibrium exists. We further use our dynamic framework to evaluate the effect of anticipated bank runs. Our paper is also related to the literature on sovereign debt crises (e.g Cole and Kehoe, 2000) which similarly characterizes how self-fulfilling crises can arise, where the existence of these kinds of equilibria depends on macroeconomic fundamentals.

Section 2 presents the model, including both a no-bank run and a bank run equilibria, along with the extension to the economy with household liq-

¹See Boissay, Collard, and Smets (2013) for an alternative way to model banking crises that does not involve runs per se. For other related literature see Allen and Gale (2007), Brunnermeier and Sannikov (2012), Gertler and Kiyotaki (2011) and Holmstrom and Tirole (2011) and the reference within.

²A very recent exception is Robatto (2013) who adopts an approach with some similarities to ours, but with an emphasis instead on money and nominal contracts.

uidity risks. Section 3 presents a number of illustrative numerical experiments. While in our baseline model we restrict attention to unanticipated bank runs, we describe the extension to the case of anticipated bank runs in section 4. In section 5 we conclude with a discussion of policies that can reduce the likelihood of bank runs.

2 Basic Model

2.1 Key Features

The framework is a variation of the infinite horizon macroeconomic model with a banking sector and liquidity risks developed in Gertler and Karadi (2011) and Gertler and Kiyotaki (2011).³ There are two classes of agents - households and bankers - with a continuum of measure unity of each type. Bankers intermediate funds between households and productive assets.

There are two goods, a nondurable product and a durable asset "capital." Capital does not depreciate and is fixed in total supply which we normalize to be unity. Capital is held by banks as well as households. Their total holdings of capital is equal to the total supply,

$$K_t^b + K_t^h = 1, \tag{1}$$

where K_t^b is the total capital held by banks and K_t^h be the amount held by households.

When a banker intermediates K_t^b units of capital in period t , there is a payoff of $Z_{t+1}K_t^b$ units of the nondurable good in period $t + 1$ plus the undepreciated leftover capital:

$$\begin{array}{ccc} & & \text{date } t+1 \\ & & \text{date } t \\ K_t^b \text{ capital} \} & \rightarrow & \left\{ \begin{array}{l} K_t^b \text{ capital} \\ Z_{t+1}K_t^b \text{ output} \end{array} \right. \end{array} \tag{2}$$

where Z_{t+1} is a multiplicative aggregate shock to productivity.

By contrast, we suppose that households that directly hold capital at t for a payoff at $t + 1$ must pay a management cost of $f(K_t^h)$ units of the

³See also He and Krishnamurthy (2013) for a dynamic general equilibrium model with capital constrained banks.

nondurable goods at t , as follows:

$$\begin{array}{ccc}
 & \text{date } t & \text{date } t+1 \\
 \left. \begin{array}{l} K_t^h \text{ capital} \\ f(K_t^h) \text{ goods} \end{array} \right\} & \rightarrow & \left\{ \begin{array}{l} K_t^h \text{ capital} \\ Z_{t+1} K_t^h \text{ output} \end{array} \right. \quad (3)
 \end{array}$$

The management cost is meant to reflect the household's lack of expertise relative to banks in screening and monitoring investment projects. We suppose that for each household the management cost is increasing and convex in the quantity of capital held:

$$f(K_t^h) = \begin{cases} \frac{\alpha}{2}(K_t^h)^2, & \text{for } K_t^h \leq \bar{K}^h, \\ \alpha \bar{K}^h (K_t^h - \frac{\bar{K}^h}{2}), & \text{for } K_t^h > \bar{K}^h. \end{cases} \quad (4)$$

with $\alpha > 0$. Further, below some threshold $\bar{K}^h \in (0, 1)$, $f(K_t^h)$ is strictly convex and then becomes linear after it reaches \bar{K}^h . We allow for the kink in the marginal cost to ensure that it remains profitable for households to absorb all the capital in the wake of a banking collapse.

In the absence of financial market frictions, bankers will intermediate the entire capital stock. In this instance, households save entirely in the form of bank deposits. If the banks are constrained in their ability to obtain funds, households will directly hold some of the capital. Further, to the extent that the constraints on banks tighten countercyclically, as will be the case in our model, the share of capital held by households will move countercyclically.

As with virtually all models of banking instability beginning with Diamond and Dybvig (1983), a key to opening up the possibility of a bank run is liquidity mismatch. Banks issue non-contingent short term liabilities and hold imperfectly liquid long term assets. Within our framework, the combination of financing constraints on banks and inefficiencies in household management of capital will give rise to imperfect liquidity in the market for capital.

We proceed to describe the behavior of households, banks and the competitive equilibrium. We then describe the circumstances under which bank runs are possible. For expositional purposes, we begin by studying a benchmark model where we simply assume that banks issues short term debt. Within this benchmark model we can illustrate the main propositions regarding the

possibility of bank runs and the connection to bank balance sheet strength. We then generalize the model to allow for household liquidity risks in the spirit of Diamond and Dybvig in order to motivate why banks issue demandable deposits.

2.2 Households

Each household consumes and saves. Households save by either by lending funds to competitive financial intermediaries (banks) or by holding capital directly. In addition to the returns on portfolio investments, each household also receives an endowment of nondurable goods, $Z_t W^h$, every period that varies proportionately with the aggregate productivity shock Z_t .

Intermediary deposits held from t to $t + 1$ are one period bonds that pay the certain gross return R_{t+1} in the absence of a bank run. In the event of a bank run, a depositor may receive either the full promised return or nothing, depending on the timing of the withdrawal. Following Diamond and Dybvig (1983), we suppose that deposits are paid out according to a "sequential service constraint." Depositors form a line to withdraw and the bank meets the obligation sequentially until its funds are exhausted. If the bank has insufficient funds to meet its withdrawal requests, a fraction of depositors will be left with nothing. In Basic Model, we assume that bank runs are completely unanticipated events. Thus, we proceed to solve the household's choice of consumption and saving as if it perceives no possibility of a bank run. Then in a subsequent section we will characterize the circumstances under which people anticipate a bank run may occur with some likelihood.

Household utility U_t is given by

$$U_t = E_t \left(\sum_{i=0}^{\infty} \beta^i \ln C_{t+i}^h \right)$$

where C_t^h is household consumption and $0 < \beta < 1$. Let Q_t be the market price of capital, The household then chooses consumption, and household bank deposit D_t and direct capital holdings K_t^h to maximize expected utility subject to the budget constraint

$$C_t^h + D_t + Q_t K_t^h + f(K_t^h) = Z_t W^h + R_t D_{t-1} + (Z_t + Q_t) K_{t-1}^h. \quad (5)$$

Again we assume that the household assigns a zero probability of a bank run. The first order conditions for deposits and direct capital holdings are

given by

$$E_t(\Lambda_{t,t+1}R_{t+1}) = 1 \quad (6)$$

$$E_t(\Lambda_{t,t+1}R_{kt+1}^h) = 1 \quad (7)$$

where

$$\Lambda_{t,t+i} = \beta^i \frac{C_t^h}{C_{t+i}^h}$$

$$R_{t+1}^h = \frac{Z_{t+1} + Q_{t+1}}{Q_t + f'(K_t^h)} \quad (8)$$

and $f'(K_t^h) = \alpha K_t^h$ for $K_t^h \in (0, \bar{K}^h]$ and $= \alpha \bar{K}^h$ for $K_t^h \in [\bar{K}^h, 1]$. $\Lambda_{t,t+i}$ is the household's marginal rate of substitution between consumption at date $t+i$ and t , and R_{t+1}^h is the household's gross marginal rate of return from direct capital holdings.

Observe that so long as the household has at least some direct capital holdings, the first order condition (7) will help determine the market price of capital. Further, the market price of capital tends to be decreasing in the share of capital held by households given that over the range $(0, \bar{K}^h]$, the marginal management cost $f'(K_t^h)$ is increasing. As will become clear, a banking crisis will induce asset sales by banks to households, leading a drop in asset prices. The severity of the drop will depend on the quantity of sales and the convexity of the management cost function. In the limiting case of a bank run households absorb all the capital from banks. Capital prices will reach minimum as the marginal cost reaches a maximum.

2.3 Banks

Each banker manages a financial intermediary. Bankers fund capital investments by issuing deposits to households as well as by using their own equity, or net worth, n_t . Due to financial market frictions, bankers may be constrained in their ability to obtain deposits from households.

To the extent bankers may face financial market frictions, they will attempt to save their way out of the financing constraint by accumulating retained earnings in order to move toward one hundred percent equity financing. To limit this possibility, we assume that bankers have finite expected lifetime. In particular, we suppose that each banker has an i.i.d probability σ of surviving until the next period and a probability $1 - \sigma$ of exiting. The

expected lifetime of a banker is then $\frac{1}{1-\sigma}$. Note that the expected lifetime may be long. But it is critical that it is finite.

Every period new bankers enter: The number of entering bankers equals the number who exit, keeping the total population of bankers constant. Each new banker takes over the enterprise of an exiting banker and in the process inherits the skills of the exiting banker. The exiting banker removes his equity stake n_t in the bank. The new banker's initial equity stake consists an endowment w^b of nondurable goods received only in the first period of operation. As will become clear, this setup provides a simple way to motivate "dividend payouts" from the banking system in order to ensure that banks use leverage in equilibrium.

In particular, we assume that bankers are risk neutral and enjoy utility from consumption in the period they exit.⁴ The expected utility of a continuing banker at the end of period t is given by

$$V_t = E_t \left[\sum_{i=1}^{\infty} \beta^i (1-\sigma) \sigma^{i-1} c_{t+i}^b \right],$$

where $(1-\sigma)\sigma^{i-1}$ is probability of exiting at date $t+i$, and c_{t+i}^b is terminal consumption if the banker exits at $t+i$.

During each period t a bank finances its asset holdings $Q_t k_t^b$ with deposits d_t and net worth n_t :

$$Q_t k_t^b = d_t + n_t. \tag{9}$$

We assume that banks cannot issue new equity: They can only accumulate net worth via retained earnings. While this assumption approximately accords with reality, we do not explicitly model the agency frictions that underpin it.

The net worth of "surviving" bankers is the gross return on assets net the cost of deposits, as follows:

$$n_t = (Z_t + Q_t)k_{t-1}^b - R_t d_{t-1}. \tag{10}$$

For new bankers at t , net worth simply equals the initial endowment:

$$n_t = w^b.$$

⁴We could generalize to allow active bankers to receive utility that is linear in consumption each period. So long as the banker is constrained, it will be optimal to defer all consumption until the exit period.

Finally, exiting bankers no longer operate banks and simply use their net worth to consume:

$$c_t^b = n_t.$$

To motivate a limit on the bank's ability to obtain deposits, we introduce the following moral hazard problem: At the end of the period the banker can choose to divert the fraction θ of assets for personal use. (Think of the way a banker may divert funds is by paying unwarranted bonuses or dividends to his or her family members.) The cost to the banker is that the depositors can force the intermediary into bankruptcy at the beginning of the next period. For rational depositors to lend, it must be the case that the franchise value of the bank, i.e., the present discounted value of payouts from operating the bank, V_t , exceeds the gain to the bank from diverting assets. Accordingly, any financial arrangement between the bank and its depositors must satisfy the following incentive constraint:

$$\theta Q_t k_t^b \leq V_t. \tag{11}$$

Note that the incentive constraint embeds the constraint that n_t must be positive for the bank to operate since V_t will turn out to be linear in n_t . We will choose parameters and shock variances that keep n_t non-negative in a "no-bank run" equilibrium. (See the Appendix for details).⁵

Given that bankers simply consume their equity when they exit, we can restate the bank's franchise value recursively as the expected discounted value of the sum of net worth conditional on exiting and the value conditional on continuing as:

$$V_t = E_t[\beta(1 - \sigma)n_{t+1} + \beta\sigma V_{t+1}]. \tag{12}$$

The banker's optimization problem then is to choose (k_t^b, d_t) each period to maximize the franchise value (12) subject to the incentive constraint (11) and the flow of funds constraints (9) and (10).

We guess that the bank's franchise value is a linear function of assets and deposits as follows

$$V_t = \nu_{kt} k_t^b - \nu_t d_t,$$

⁵Following Diamond and Dybvig (1983), we are assuming that the payoff on deposits is riskless absent a bank run, which requires that bank net worth be positive in this state. A bank run, however, will force n_t to zero, as we show later.

and then subsequently verify this guess. Using the flow-of-funds constraint (9), we can express the franchise value as:

$$V_t = \mu_t Q_t k_t^b + \nu_t n_t$$

with

$$\mu_t \equiv \frac{\nu_{kt}}{Q_t} - \nu_t.$$

We can think of μ_t as the excess marginal dollar value of assets over deposits. In turn, we can rewrite the incentive constraint as

$$\theta Q_t k_t^b \leq \mu_t Q_t k_t^b + \nu_t n_t.$$

It follows that incentive constraint (11) is binding if and only if the excess marginal value from honestly managing assets μ_t is positive but less than the marginal gain from diverting assets θ , i.e.⁶

$$0 < \mu_t < \theta.$$

Assuming this condition is satisfied, the incentive constraint leads to the following limit on the scale of bank assets $Q_t k_t^b$ to net worth n_t :

$$\frac{Q_t k_t^b}{n_t} = \frac{\nu_t}{\theta - \mu_t} \equiv \phi_t. \quad (13)$$

The variable ϕ_t is the maximum feasible assets-to-net worth ratio. For convenience (and with a slight abuse of terminology), we will refer to ϕ_t as the maximum leverage ratio, (since the assets-to-net worth ratio reflects leverage). ϕ_t depends inversely on θ : An increase in the bank's ability to divert funds reduces the amount depositors are willing to lend. As the bank expands assets by issuing deposits, its incentive to divert funds increases. The constraint (13) limits the portfolio size to the point where the bank's incentive to cheat is exactly balanced by the cost of losing the franchise value. In this respect the agency problem leads to an endogenous capital constraint.

From equations (9) and (10), the recursive expression of franchise value (12) becomes

$$\mu_t Q_t k_t^b + \nu_t n_t = \beta E_t \left\{ [1 - \sigma + \sigma (\nu_{t+1} + \phi_{t+1} \mu_{t+1})] [(R_{t+1}^b - R_{t+1}) Q_t k_t^b + R_{t+1} n_t] \right\},$$

⁶In the numerical analysis in section 3, we choose parameters to ensure that the condition $0 < \mu_t < \theta$ is always satisfied in the no bank-run equilibrium.

where R_{t+1}^b is the realized rate of return on banks assets (i.e. capital intermediated by bank), and is given by

$$R_{t+1}^b = \frac{Z_{t+1} + Q_{t+1}}{Q_t}.$$

Using the method of undetermined coefficients, we verify the conjecture that the franchise value is indeed linear in assets and deposits, with

$$\mu_t = \beta E_t[(R_{t+1}^b - R_{t+1})\Omega_{t+1}], \quad (14)$$

$$\nu_t = \beta R_{t+1} E_t(\Omega_{t+1}) \quad (15)$$

with

$$\Omega_{t+1} \equiv 1 - \sigma + \sigma(\nu_{t+1} + \phi_{t+1}\mu_{t+1}).$$

The excess marginal dollar value of asset over deposit μ_t equals the discounted excess return per unit of assets intermediated. The marginal cost of deposits ν_t equals the discounted cost of per unit of deposit. In each case the payoffs are adjusted by the variable Ω_{t+1} which takes into account that, if the bank is constrained, the shadow value of a unit of net worth to the bank may exceed unity. In particular, we can think of Ω_{t+1} as a probability weighted average of the marginal values of net worth to exiting and to continuing bankers at $t+1$. For an exiting banker at $t+1$ (which occurs with probability $1 - \sigma$), the shadow value of an additional unit of net worth is simply unity, since he or she just consumes it. Conversely, for a continuing banker (which occurs with probability σ), the shadow value is $\partial V_t / \partial n_t = \nu_t + \mu_t(\partial Q_t k_t^b / \partial n_t) = \nu_t + \mu_t \phi_t$. In this instance an additional unit of net worth saves the banker ν_t in deposit costs and permits he or she to earn the excess value μ_t on an additional ϕ_t units of assets, the latter being the amount of assets he can lever with an additional unit of net worth.

When the incentive constraint is not binding, unlimited arbitrage by banks will push discounted excess returns to zero, implying $\mu_t = 0$. When the incentive constraint is binding, however, limits to arbitrage emerge that lead to positive expected excess returns in equilibrium, i.e., $\mu_t > 0$. Note that the excess return to capital implies that for a given riskless interest rate, the required return to capital is higher than would otherwise be and, conversely the price of capital is lower. Indeed, a financial crisis in the model will involve a sharp increase in the excess rate of return on assets along with a sharp contraction in asset prices. In this regards, a bank run will be an extreme version of a financial crisis.

2.4 Aggregation and Equilibrium without Bank Runs

Given that the maximum feasible leverage ratio ϕ_t is independent of individual-specific factors and given a parametrization where the incentive constraint is binding in equilibrium, we can aggregate across banks to obtain the relation between total assets held by the banking system $Q_t K_t^b$ and total net worth N_t :

$$Q_t K_t^b = \phi_t N_t. \quad (16)$$

Summing across both surviving and entering bankers yields the following expression for the evolution of N_t :

$$N_t = \sigma[(Z_t + Q_t)K_{t-1}^b - R_t D_{t-1}] + W^b \quad (17)$$

where $W^b = (1 - \sigma)w^b$ is the total endowment of entering bankers. The first term is the accumulated net worth of bankers that operated at $t - 1$ and survived to t , equal to the product of the survival rate σ and the net earnings on bank assets $(Z_t + Q_t)K_{t-1}^b - R_t D_{t-1}$. Conversely, exiting bankers consume the fraction $1 - \sigma$ of net earnings on assets:

$$C_t^b = (1 - \sigma)[(Z_t + Q_t)K_{t-1}^b - R_t D_{t-1}]. \quad (18)$$

Total output Y_t is the sum of output from capital, household endowment $Z_t W^h$ and bank endowment W^b :

$$Y_t = Z_t + Z_t W^h + W^b. \quad (19)$$

Finally, output is either used for management costs, or consumed by households and bankers:

$$Y_t = f(K_t^h) + C_t^h + C_t^b. \quad (20)$$

2.5 Bank Runs

We now consider the possibility of an unexpected bank run. (We defer an analysis of anticipated bank runs to Section 4.) In particular, we maintain assumption that when households acquire deposits at $t - 1$ that mature in t , they attach zero probability to a possibility of a run at t . However, we now allow for the chance of a run ex post, as deposits mature at t and households must decide whether to roll them over for another period.

An ex post "run equilibrium" is possible if individual depositors believe that if other households do not roll over their deposits with the bank, the bank may not be able to meet its obligations on the remaining deposits. As in Diamond and Dybvig (1983), the sequential service feature of deposit contracts opens up the possibility that a depositor could lose everything by failing to withdraw. In this situation two equilibria are possible: a "normal" one where households keep their deposits in banks, and a "run" equilibrium where households withdraw all their deposits, banks are liquidated, and households use their residual funds to acquire capital directly.

We begin with the standard case where each depositor decides whether to run, before turning to a more quantitatively flexible case where at any moment only a fraction γ of depositors consider running.

2.5.1 Conditions for a Bank Run Equilibrium

In particular, at the beginning of period t , before the realization of returns on bank assets, depositors decide whether to roll over their deposits with the bank. If they choose to "run", the bank liquidates its capital and turns the proceeds over to households who then acquire capital directly with their less efficient technology. Let Q_t^* be the price of capital in the event of a forced liquidation. Then a run is possible if the liquidation value of bank assets $(Z_t + Q_t^*)K_{t-1}^b$ is smaller than its outstanding liability to the depositors:⁷

$$(Z_t + Q_t^*)K_{t-1}^b < R_t D_{t-1}. \quad (21)$$

If condition (21) is satisfied, an individual depositor who does not withdraw sufficiently early could lose everything in the event of run. If any one depositor faces this risk, then they all do, which makes a systemic run equilibrium feasible. If the inequality is reversed, banks can always meet their obligations to depositors, meaning that runs cannot occur in equilibrium.⁸

The condition determining the possibility of a bank run depends on two key endogenous variables, the liquidation price of capital Q_t^* and the condition of bank balance sheets. Combining the bank funding constraint (9) with (21) implies we can restate the condition for a bank run equilibrium as

$$(Z_t + Q_t^* - R_t Q_{t-1})K_{t-1}^b + R_t N_{t-1} < 0.$$

⁷Since banks are homogenous in n , the conditions for a run on the system are the same as for a run on any individual bank.

⁸We assume that there is a small cost of running to the bank, and that households will not run if their bank will pay the promised deposit return for sure.

We can rearrange this to obtain a simple condition for a bank run equilibrium in terms of just three variables:

$$R_t^{b*} \equiv \frac{Z_t + Q_t^*}{Q_{t-1}} < R_t \left(1 - \frac{1}{\phi_{t-1}}\right) \quad (22)$$

where ϕ_{t-1} is the bank leverage ratio at $t-1$. A bank run equilibrium exists if the realized rate of return on bank assets conditional on liquidation of assets R_t^{b*} is sufficiently low relative to the gross interest rate on deposits R_t and the leverage ratio is sufficiently high to satisfy condition (22). Note that the expression $(1 - \frac{1}{\phi_{t-1}})$ is the ratio of bank deposits D_{t-1} to bank capital $Q_{t-1}K_{t-1}^b$, which is increasing in the leverage ratio.

Since R_t^{b*} , R_t and ϕ_t are all endogenous variables, the possibility of a bank run may vary with macroeconomic conditions. The equilibrium absent bank runs (that we described earlier) determines the behavior of R_t and ϕ_t . The behavior of R_t^{b*} is increasing in the liquidation price Q_t^* , which depends on the behavior of the economy.

Finally, we now turn to a more flexible case that we use in the quantitative analysis, where at each time t only a fraction γ of depositors consider running. Here the idea is that not all depositors are sufficiently alert to market conditions to contemplate running. This scenario is consistent with evidence that during a run only a fraction of depositors actually try to quickly withdraw.

In this modified situation, a run is possible if any individual depositor who is considering a run perceives the bank cannot meet the obligations of the group that could potentially withdraw. Thus, assuming individual depositors who might run know γ , a run equilibrium exists if

$$(Z_t + Q_t^*)K_{t-1}^b < \gamma R_t D_{t-1}.$$

This can be expressed as

$$R_t^{b*} < \gamma R_t \left(1 - \frac{1}{\phi_{t-1}}\right). \quad (23)$$

Thus, in the condition for the possibility of a bank run equilibrium, the deposit rate is adjusted by the fraction γ of depositors who could potentially run.

2.5.2 The Liquidation Price

To determine Q_t^* we proceed as follows. A depositor run at t induces all banks that carried assets from $t - 1$ to fully liquidate their asset positions and go out of business.⁹ New banks do not enter. Given our earlier assumption that new bankers can operate only by taking over functioning franchises of existing bankers, the collapse of existing banks eliminates the possibility of transferring the necessary skill and apparatus to new bankers. Note, however, that this assumption is for purely technical reasons: It makes the liquidation price easy to calculate. If we allowed new banks to enter, the banking system would eventually recover, but under any reasonable calibration, it would be a very long and slow process. Under either approach, the near term behavior of liquidation prices would be similar.

Accordingly, when banks liquidate, they sell all their assets to households. In the wake of the run at date t and for each period after, accordingly:

$$1 = K_{t+i}^h, \text{ for all } i \geq 0, \quad (24)$$

where, again, unity is the total supply of capital. Further, since banks no longer are operating, entering bankers simply consume their respective endowments:

$$C_t^b = W^b.$$

The consumption of households is then the sum of their endowment and the returns on their capital net of management costs:

$$C_t^h = Z_t W^h + Z_t - f(1) \quad (25)$$

where the last term on the right is household portfolio management costs, which are at a maximum in this instance given that the household is directly holding the entire capital stock. We assume each household consists of a continuum of members and that when a run occurs, the household can share the risk of failing to withdraw early.

Let R_{t+1}^{h*} be the household's marginal return on capital from t to $t + 1$ when banks have collapsed at t . Then the first order condition for household direct capital holding is given by

$$E_t\{\Lambda_{t,t+1} R_{t+1}^{h*}\} = 1$$

⁹See Uhlig (2010) for an alternative bank run model with endogenous liquidation prices.

with

$$R_{t+1}^{h*} = \frac{Z_{t+1} + Q_{t+1}^*}{Q_t^* + \alpha \bar{K}^h}$$

where $\alpha \bar{K}^h$ is the marginal portfolio management cost when households are absorbing all the capital (see equation (4)). Rearranging yields the following expression for the liquidation price in terms of discounted dividends net the marginal management cost.

$$Q_t^* = E_t \left[\sum_{i=1}^{\infty} \Lambda_{t,t+i} (Z_{t+i} - \alpha \bar{K}^h) \right] - \alpha \bar{K}^h. \quad (26)$$

Everything else equal, the higher the marginal management cost the lower the liquidation price. Note Q_t^* as well as ϕ_t will vary with cyclical conditions. Thus, even if a bank run equilibrium does not exist in the neighborhood of the no-run steady state, it is possible that a sufficiently negative disturbance to the economy could open up this possibility. We illustrate this point in Section 3 below.

Finally, we observe that within our framework the distinction between a liquidity shortage and insolvency is more subtle than is often portrayed in popular literature. If a bank run equilibrium exists, banks become insolvent, i.e. their liabilities exceed their assets if assets are valued at the fire-sale price Q_t^* . But if assets are valued at the price in the no-run equilibrium Q_t , the banks are all solvent. Thus whether banks are insolvent or not depends upon equilibrium asset prices which in turn depend on the liquidity in the banking system; and this liquidity can change abruptly in the event of a run. As a real world example of this phenomenon consider the collapse of the banking system during the Great Depression. As Friedman and Schwartz (1963) point out that, what was initially a liquidity problem in the banking system (due in part by inaction of the Fed), turned into a solvency problem as runs on banks led to a collapse in long-term security prices and in the banking system along with it.

2.6 Household liquidity risks

Up to this point we have simply assumed that banks engage in maturity mismatch by issuing non-contingent one period deposits despite holding risky long maturity assets. We now motivate why banks might issue liquid short term deposits. In the spirit of Diamond and Dybvig (1983), we do so by

introducing idiosyncratic household liquidity risks, which creates a desire by households for demandable debt. We do not derive these types of deposits from an explicit contracting exercise. However, we think that a scenario with liquidity moves us one step closer to understanding why banks issue liquid deposits despite having partially illiquid assets.

As before, we assume that there is a continuum of measure unity of households. To keep the heterogeneity introduced by having independent liquidity risks manageable, we further assume that each household consists of a continuum of unit measure individual members.

Each member of the representative household has a need for emergency expenditures within the period with probability π . At the same time, because the household has a continuum of members, exactly the fraction π has a need for emergency consumption. An individual family member can only acquire emergency consumption from another family, not from his or her own family. Conversely, drawing from its endowment, the family sells emergency consumption to individuals from other families.

In particular, let c_t^m be emergency consumption by an individual member, with $\pi c_t^m = C_t^m$ being the total emergency consumption by the family. For an individual with emergency consumption needs, period utility is given by

$$\log C_t^h + \kappa \log c_t^m,$$

where C_t^h is regular consumption. For family members that do not need to make emergency expenditures, period utility is given simply by

$$\log C_t^h.$$

Because they are sudden, we assume that demand deposits at banks are necessary to make emergency expenditures above a certain threshold.

The timing of events is as follows: At the beginning of period t , before the realization of the liquidity risk during period t , the household chooses C_t^h and the allocation of its portfolio between bank deposits D_t and directly held capital K_t^h subject to the flow-of fund constraint:

$$C_t^h + D_t + Q_t K_t^h + f(K_t^h) = R_t D_{t-1} + (Z_t + Q_t) K_{t-1}^h + Z_t W^h - \overline{C}_t^m,$$

where the last term \overline{C}_t^m is the sales of household endowment to the other families needing emergency consumption (which is not realized yet at the beginning of period). The household plans the date- t regular consumption

(C_t^h) to be the same for every member since all members of the household are identical ex ante and utility is separable in C_t^h and c_t^m . After choosing the total level of deposits, the household divides them evenly amongst its members. During period t , an individual member has access only to his or her own deposits at the time the liquidity risk is realized. Those having to make emergency expenditures above some threshold \underline{c}^m must finance them from their deposits accounts at the beginning of t ,¹⁰

$$c_t^m - \underline{c}^m \leq D_t. \quad (27)$$

Think of \underline{c}^m as the amount of emergency expenditure that can be arranged through credit as opposed to deposits.¹¹ After the realization of the liquidity shock, individuals with excess deposits simply return them to the household. Under the symmetric equilibrium, the expected sales of household endowment to meet the emergency expenditure of the other households \overline{C}_t^m is equal to the emergency expenditure of the representative household πc_t^m , and deposits at the end of period D_t' are

$$D_t' = \pi(D_t - c_t^m) + (1 - \pi)D_t + \overline{C}_t^m = D_t,$$

and equal to the deposit at the beginning of period. Thus the budget constraint of the household is given simply by

$$C_t^h + \pi c_t^m + D_t + Q_t K_t^h + f(K_t^h) = R_t D_{t-1} + (Z_t + Q_t) K_{t-1}^h + Z_t W^h. \quad (28)$$

The next sequence of optimization then begins at the beginning of period $t + 1$.

We can express the formal decision problem of the household with liquidity risks as follows:

$$U_t(D_{t-1}, K_{t-1}^h) = \max_{C_t^h, c_t^m, D_t, K_t^h} \{(\log C_t^h + \pi \kappa \log c_t^m + \beta E_t[U_{t+1}(D_t, K_t^h)])\}$$

subject to the budget constraint (28) and the liquidity constraint (27).

¹⁰One can think each member carrying a deposit certificate of the amount D_t . Each further is unable to make use of the deposit certificates of the other members of the family for his or her emergency consumption because they are spatially separated.

¹¹We allow for \underline{c}^m so that households can make some emergency expenditures in a bank run equilibrium, which prevents the marginal utility of c^m from going to infinity.

Let χ_t be the Lagrangian multiplier on the liquidity constraint. Then the first order conditions for deposits D_t and emergency expenditures are given by:

$$E_t\{\Lambda_{t,t+1}R_{t+1}\} + \pi\frac{\chi_t}{1/C_t^h} = 1, \quad (29)$$

$$\frac{\kappa}{c_t^m} - \frac{1}{C_t^h} = \chi_t. \quad (30)$$

The multiplier on the liquidity constraint χ_t is equal to the gap between the marginal utility of emergency consumption and regular consumption for a household member who experiences a liquidity shock. Observe that if the liquidity constraint binds, there is a relative shortage of the liquid asset, which pushes down the deposit rate, everything else equal, as equation (29) suggests.

The first order condition for the households choice of direct capital holding is the same as in the case without liquidity risks (see equation (7)). The decision problem for banks is also the same, as are the conditions for aggregate bank behavior.

In the aggregate (and after using the bank funding condition to eliminate deposits), the liquidity constraint becomes:

$$C_t^m - \pi c_t^m \leq \pi(Q_t K_t^b - N_t).$$

Given that households are now making emergency expenditures, the relation for uses of output becomes

$$Y_t = C_t^h + C_t^m + C_t^b + f(K_t^h). \quad (31)$$

Otherwise, the remaining equations that determine the equilibrium without liquidity risks (absent bank runs) also applies in this case.

Importantly the condition for a bank run (equation 22) also remains unchanged. The determination of the liquidation price is also effectively the same (see equation 26). There is one minor change, however: The calculation of Q_t^* is slightly different since households are now making emergency expenditures c_t^m , in addition to consuming C_t^h .

3 Numerical Examples

Our goal here is to provide some suggestive numerical examples to illustrate the workings of the model. Specifically we construct an example where a recession tightens bank balance sheet constraints, which leads to an "excessive" drop in asset prices and opens up the possibility of a bank run. We then illustrate the effects of an unanticipated run. We first present results for our baseline model and then do the same for the model with liquidity risks.

3.1 Parameter Choices

Table 1 lists the choice of parameter values for our baseline model, while Table 2 gives the steady state values of the endogenous variables. We take the period length to be one quarter. Overall there are ten key parameters in the baseline model and an additional three in the model with liquidity risks. Two parameters in the baseline are conventional: the quarterly discount factor β which we set at 0.99 and the serial correlation of the productivity shock Z_t which we set at 0.95. Eight parameters ($\sigma, \theta, W^b, \alpha, \bar{K}^h, \gamma, W^h, Z$) are specific to our model. Our choice of these parameters is meant to be suggestive. We set the banker's survival probability σ equal to 0.93 which implies an expected horizon of three and half years. We choose values for the fraction of assets the bank can divert θ and the banker's initial endowment W^b to hit the following targets in the steady state absent bank runs: a bank leverage ratio ϕ of six and an annual spread between the the expected return on capital and the riskless rate of 240 basis points.¹² We set the parameters of the "managerial cost" α and \bar{K}^h to ensure that (i) K_t^h is strictly below \bar{K}^h in the no bank run case (so we can use loglinear numerical methods in this case) and (ii) in the bank run equilibrium managerial costs are low enough to ensure that households find it profitable to directly hold capital in the bank run equilibrium. Finally, we set the fraction of depositors who may run at any moment to 0.75, which makes it feasible to have a steady state without a bank run equilibrium with the possibility of a run equilibrium in the recession. We set the household steady state endowment ZW^h (which

¹²In practice the leverage ratio ranges in the vicinity of 8 to 12 for commercial banks and 20 to 30 for investment banks. Because the market values of bank assets in our model are more cyclical than practice (since banks are effectively holding equity claims on firms), we choose a smaller leverage ratio so as not to exaggerate the volatility of bank net worth.

roughly corresponds to labor income) to three times steady state capital income Z . We also normalize the steady state price of a unit of capital Q_t at unity, which restricts the steady value of Z_t (which determined output stream from capital).

Finally, for the model with liquidity risks we use the same parametrization as in our baseline case. There are, however, three additional parameters ($\kappa, \pi, \underline{c}_m$). We choose these parameters to ensure that (i) the steady spread between the households net return on capital R^h and the deposit R rate is twenty basis points at an annual level, and (ii) households can still makes some emergency expenditures in an bank run equilibrium. For all other parameters, we use the same values as in the baseline case.

3.2 Recessions, Banking Distress and Bank Runs: Some Simulations

We have parametrized the model so that a bank run equilibrium does not exist in the steady state but could arise if the economy enters a recession. We begin by analyzing the response of the economy to a negative shock to Z_t assuming the economy stays in the "no bank run" equilibrium. We then examine the effects of an unanticipated bank run, once the economy enters a region where runs are possible. For each case we first examine the baseline model and then turn to the model with liquidity risks.

Figure 1 shows the response of the baseline model to an unanticipated negative five percent shock to productivity, Z_t . This leads to a drop in output of roughly five percent, a magnitude which is characteristic of a major recession. Though a bank run does not arise in this case, the recession induces financial distress that amplifies the contraction in assets prices and raises the cost of bank credit. The unanticipated drop in Z_t reduces net worth N_t which tightens bank balance sheets, leading to a contraction of bank deposits and a firesale of bank assets, which in turn magnifies the asset price decline. Households absorb some of the asset, but because this is costly for them, the amount they acquire is limited. The net effect is a substantial increase in the cost of bank credit: the spread between the expected return to bank assets and the riskless rate increases slightly on impact. Overall, the recession induces the kind of financial accelerator mechanism prevalent in Bernanke and Gertler (1989) and Kiyotaki and Moore (1997) and other macroeconomic models of financial distress.

Figure 2 repeats the same experiment as in Figure 1, this time examining the model with liquidity risks. The overall impact on the asset price and the cost of bank credit is similar to the baseline case. One interesting difference, however, is that unlike the baseline, there is a substantial drop in the deposit interest rates. The contraction in bank deposits raises the liquidity premium for deposits, which increases the spread between the expected rate of return on the household's capital $E_t(R_{t+1}^h)$ and the deposit rate, forcing the latter down.

We now allow for the possibility of bank runs. To determine whether a bank equilibrium exists, we first define \bar{Q}_t as the threshold value of the liquidation price below which a bank run equilibrium exists. It follows from equation (23) that \bar{Q}_t is given by

$$\bar{Q}_t = \gamma R_t \left(1 - \frac{1}{\phi_{t-1}}\right) Q_{t-1} - Z_t. \quad (32)$$

Note that \bar{Q}_t is increasing in ϕ_{t-1} , which implies that everything else equal a bank run equilibrium is more likely the higher is bank leverage at $t - 1$. We next construct a variable called "run" that is the difference between \bar{Q}_t and the liquidation price Q_t^* :

$$run_t = \bar{Q}_t - Q_t^*. \quad (33)$$

A bank run equilibrium exists iff

$$run_t > 0.$$

In the steady of our model $run < 0$, implying a bank run equilibrium does not exist in this situation. However, the recession opens up the possibility of $run_t > 0$, by simultaneously raising \bar{Q}_t and lowering Q_t^* .

Figure 3 revisits the recession experiment for the baseline model, this time allowing for a bank run ex post. The first panel of the middle row shows that the run variable becomes positive upon impact and remains positive for roughly ten quarters. An unanticipated bank run is thus possible at any point in this interval. The reason the bank run equilibrium exists is that the negative productivity shock reduces the liquidation price Q_t^* and leads to an increase in the bank's leverage ratio ϕ_t (as bank net worth declines relative to assets). Both these factors work to make the banking system vulnerable to a run, as equations (32) and (33) indicate.

In Figure 3 we suppose an unanticipated run occurs in the second period after the shock. The solid line portrays the bank run while the dotted line

tracks the no-bank run equilibrium for reference. The run produces a complete liquidation of bank assets as K_t^b drops to zero. The asset price falls to its liquidation price which is roughly forty percent below the steady state. Output net of household capital management costs drops roughly fifteen percent. The high management costs arise because in the absence of the banking system, households are directly holding the entire capital stock. The reduction of net output implies that household consumption drops roughly seven percent on impact. Bankers consumption drops nearly to zero as existing bankers are completely wiped out and new bankers are only able to consume their endowment.

Finally, Figure 4 repeats the experiment for the model with liquidity risks. The behavior of the economy in the wake of a bank run is very similar to the baseline case. One difference is that the time interval over which a bank run equilibrium exists is shorter. This occurs because the drop in the deposit rate following the recessionary shock is greater than in the baseline case (see Figure 2) which reduces the likelihood that the conditions for a bank run equilibrium will be met.

4 Anticipated Bank Runs

So far, we have analyzed the existence and properties of an equilibrium with a bank run when the run is not anticipated. We now consider what happens if people expect a bank run will occur with a positive probability in future.

Define the recovery rate in the event of a bank run next period, x_{t+1} , as the ratio of the realized return on the bank assets to the promised deposit return in the event of bank-run, as follows:

$$x_{t+1} = \frac{(Q_{t+1}^* + Z_{t+1})k_t^b}{\bar{R}_{t+1}d_t}$$

where as before Q_{t+1}^* is the liquidation price of capital during the run. The recovery rate can be rewritten as a function of the rate of return on bank assets during the run and the leverage ratio of the previous period:

$$\begin{aligned} x_{t+1} &= \frac{R_{t+1}^{b*}}{\bar{R}_{t+1}} \cdot \frac{Q_t k_t^b}{Q_t k_t^b - n_t} \\ &= \frac{R_{t+1}^{b*}}{\bar{R}_{t+1}} \cdot \frac{\phi_t}{\phi_t - 1}. \end{aligned} \tag{34}$$

The realized rate of return on deposit depends upon whether the run occurs as well as the depositor's position in during the run, as

$$R_{t+1} = \begin{cases} \bar{R}_{t+1} & \text{if no bank run} \\ \bar{R}_{t+1} & \text{with probability } x_{t+1} \text{ if run occurs} \\ 0 & \text{with probability } 1 - x_{t+1} \text{ if run occurs} \end{cases}$$

Because we assumed that depositors will not run if they always receive the same return, the equilibrium with run exists if and only if the recovery rate is less than one.

Continue to assume that each household consists of a continuum of members and that when a run occurs, exactly the fraction x_{t+1} of the members receives the promised return on deposits. Then, the first order conditions for the household's consumption and portfolio choices implies

$$1 = \bar{R}_{t+1} E_t [(1 - \iota_{t+1})\Lambda_{t,t+1} + \iota_{t+1}x_{t+1}\Lambda_{t,t+1}^*] \quad (35)$$

$$1 = E_t \left[(1 - \iota_{t+1})\Lambda_{t,t+1} \frac{Z_{t+1} + Q_{t+1}}{Q_t + f'(K_t^h)} + \iota_{t+1}\Lambda_{t,t+1}^* \frac{Z_{t+1} + Q_{t+1}^*}{Q_t + f'(K_t^h)} \right], \quad (36)$$

where ι_{t+1} is the indicator function which is equal to 1 if the run occurs and equal to 0 otherwise. $\Lambda_{t,t+1}$ and $\Lambda_{t,t+1}^*$ are the marginal rates of substitution between consumption of dates $t + 1$ and t in the equilibrium without and with a run: $\Lambda_{t,t+1} = \beta C_t^h / C_{t+1}^h$ and $\Lambda_{t,t+1}^* = \beta C_t^{h*} / C_{t+1}^{h*}$. From (34) and (35), we get

$$\bar{R}_{t+1} = \frac{1 - E_t (\iota_{t+1}\Lambda_{t,t+1}^* R_{t+1}^{b*}) \frac{\phi_t}{\phi_t - 1}}{E_t [(1 - \iota_{t+1})\Lambda_{t,t+1}]} \quad (37)$$

Observe that the promised rate of return on deposits is a decreasing function of the leverage rate ϕ_t as the recovery rate is decreasing in the leverage rate.

The bank chooses its balance sheet (k_t^b, d_t, n_t) to maximize the objective V_t subject to the existing constraints (9, 10, 11, 12) and the constraint on the promised rate of return on deposits (37). Because the objective and constraints of the bank are constant returns to scale, we can rewrite the bank's problem to choose the leverage ratio ϕ_t to maximize the value per unit of net worth as

$$\begin{aligned} \psi_t &= \frac{V_t}{n_t} = \max_{\phi_t} \beta E_t \left\{ (1 - \sigma + \sigma \psi_{t+1}) \frac{n_{t+1}}{n_t} \right\} \\ &= \max_{\phi_t} \beta E_t \{ (1 - \sigma + \sigma \psi_{t+1}) (1 - \iota_{t+1}) [(R_{t+1}^b - \bar{R}_{t+1}) \phi_t + \bar{R}_{t+1}] \} \end{aligned}$$

subject to the incentive constraint $\psi_t \geq \theta\phi_t$.

Using (37) to eliminate \bar{R}_{t+1} from the objective, we have

$$\begin{aligned}\psi_t &= \max_{\phi_t} \beta E_t \left\{ \Omega_{t+1}(1 - \iota_{t+1}) \left(R_{t+1}^b \phi_t - \frac{\phi_t - 1 - \phi_t E_t(\iota_{t+1} \Lambda_{t,t+1}^* R_{t+1}^{b*})}{E_t[(1 - \iota_{t+1}) \Lambda_{t,t+1}]} \right) \right\} \\ &= \max_{\phi_t} (\nu_t + \mu_t \phi_t),\end{aligned}$$

where

$$\nu_t = \frac{\beta E_t [(1 - \iota_{t+1}) \Omega_{t+1}]}{E_t[(1 - \iota_{t+1}) \Lambda_{t,t+1}]}, \text{ and} \quad (38)$$

$$\mu_t = \beta E_t \left[\Omega_{t+1}(1 - \iota_{t+1}) \left(R_{t+1}^b - \frac{1 - E_t(\iota_{t+1} \Lambda_{t,t+1}^* R_{t+1}^{b*})}{E_t[(1 - \iota_{t+1}) \Lambda_{t,t+1}]} \right) \right] \quad (39)$$

with $\Omega_{t+1} = 1 - \sigma + \sigma\psi_{t+1}$. Note that we need to check whether the discounted excess return on assets μ_t remains positive, in order to show the incentive constraint binds. In this case

$$\psi_t = \nu_t + \mu_t \phi_t = \theta\phi_t,$$

or

$$\phi_t = \frac{\nu_t}{\theta - \mu_t}. \quad (40)$$

In the Appendix, we analyze the optimization problem in detail.

Summing across banks yields the aggregate condition for bank asset holdings

$$Q_t K_t^b = \phi_t N_t,$$

where the evolution of the net worth is

$$N_t = (1 - \iota_t) \{ \sigma [(Z_t + Q_t) K_{t+1}^b - \bar{R}_t D_{t-1}] + W^b \}. \quad (41)$$

To analyze anticipated bank runs, we begin with a situation the economy is functioning "normally," where a bank run equilibrium also exists in the neighborhood of the steady state, i.e., condition (23) is satisfied. We then assume that the probability depositors assign to a bank run happening in subsequent periods follows an exogenous AR(1) process

$$Prob_t(\iota_{t+1} = 1 \mid Z_{t+1}) = p_t \quad (42)$$

$$p_t = \rho_p p_{t-1} + \varepsilon_{pt}, \text{ where } \varepsilon_{pt} \text{ is i.i.d.}$$

Under assumption (42), the household condition for deposits (35) becomes

$$1 = \bar{R}_{t+1}[(1 - p_t)E_t(\Lambda_{t,t+1}) + p_tE_t(\Lambda_{t,t+1}^*x_{t+1})]. \quad (43)$$

Given $x_{t+1} < 1$, as long as the marginal rate of substitution in the bank run equilibrium satisfies

$$E_t(\Lambda_{t,t+1}^*x_{t+1}) < E_t(\Lambda_{t,t+1}),$$

\bar{R}_{t+1} is an increasing function of p_t . Also the discounted excess value of bank assets per unit becomes

$$\mu_t = \beta E_t\{\Omega'_{t+1}[(R_{t+1}^b - R_{t+1}) - p_t(R_{t+1}^b - R_{t+1}E_t(\Lambda_{t,t+1}^*R_{t+1}^{b*}))]\} \quad (44)$$

where Ω'_{t+1} is the value of Ω_{t+1} in the equilibrium without a bank run, and where as before R_{t+1} is the risk-free rate. Thus μ_t is a decreasing function of p_t .

An increase in the perceived likelihood of a bank run has harmful effects on the economy even if a bank run does not materialize. Because the deposit rate increases to compensate the possible loss to depositors, bank net worth shrinks over time (see equation (41)), contracting bank credit flows. In addition, an increase in p_t reduces the bank franchise value and the excess value of bank assets (everything else equal) as in equation (44). In turn, the decline in μ_t places in downward pressure on the bank leverage ratio ϕ_t (see equation (40)), further contracting the economy.

We now present several numerical simulations to illustrate the impact an rise in the probability of a run. We stick with the same calibration as in our baseline case (see Table 1), with one exception. We now suppose that all depositors can run (i.e., $\gamma = 1$). This opens up the possibility of a run in the steady state, given our overall calibration (see equation (32)). We also impose that the serial correlation coefficient governing the exogenous process for the run probability, ρ_p , equals 0.95. Finally, we assume further that in steady state the perceived probability of a run is zero.

Figure 5 shows the impact of an anticipated one percent increase in the probability p_t of a run in the subsequent period. The increased riskiness of bank deposits leads to an outflow of bank assets (k_b declines by 14 percent) and an increase in the spread between the deposit rate and the risk free rate. Both the price of capital and bank net worth decline. Output also declines 1 percent because the household is less efficient at managing assets

than banks. Accordingly, even if a run does not occur, the mere anticipation of a run induces harmful effects to the economy.

While the spread between the deposit rate and the risk free rate increases, the deposit rate actually declines. This occurs because there is a sharp drop in the risk free rate that arises because households face increasing (managerial) costs at the margin of absorbing the outflow of bank assets. Missing from the model are a variety of forces that could moderate movements in the risk free rate. Accordingly, we consider a variant of the model which keeps the risk free rate constant. We do this by allowing households the additional option of saving in the form of a storage technology (or net foreign asset) that pays the constant gross return $R = \beta^{-1}$. Figure 6 then repeats the experiment as in Figure 5. In this case the increase in the perceived probability of a run raises the deposit more than one hundred basis points. The spread increases more and output shrinks by 1.5 percent with one percent increase of likelihood of bank run as the risk free rate remains constant.

Note that for these exercises we parametrized the model so that a bank run equilibrium is feasible in the steady state. Though we do not report the results here, it is possible that the economy could start in a steady state where a bank run equilibrium is not feasible, but the anticipation of a bank run could move the economy to a situation where a run is indeed possible. The increase in the deposit rate stemming from an anticipated possibility of a run could leave the bank unable to satisfy all its deposit obligations in the event of a mass withdrawal.

Of course, it would be desirable to endogenize the probability of a run, which is a nontrivial undertaking. An intermediate step might be to make the probability of a run an inverse function of the recovery rate $E_t x_{t+1}$ (see equation (34)) in the region where the recovery rate is expected to be less than unity. Doing so would enhance the financial propagation mechanism in the no-bank run equilibrium (see Figure 1), as the downturn would be magnified by a rise in the expected probability of a run.

5 Conclusion

We end with some remarks about government financial policy. As in Diamond and Dybvig (1983) the existence of the bank run equilibrium introduces a role for deposit insurance. The belief that deposits will be insured eliminates the incentive to run in our framework just as it does in the original Diamond

and Dybvig setup. If all goes well, further, the deposit insurance need never be used in practice. By being available, it serves its purpose simply by ruling out beliefs that could lead to a bank run.

Usually, however, deposit insurance is considered in the context of commercial banking. However, our model of bank runs pertains to any financial institutions that rely heavily on short term that hold assets that are imperfectly liquid, including investment banks, money market mutual funds and so on. Clearly, extending deposit insurance to these kinds of institutions would be problematic. In addition, as is well understood, moral hazard considerations (not present in our current framework) could produce negative side effects from deposit insurance.

The solution used in practice is to combine capital requirements with deposit insurance. As many authors have pointed out, capital requirements help offset the incentives for risk-taking that deposit insurance induces. Within our framework, capital requirements have an added benefit: they reduce the size of the region where bank run equilibria are feasible. This occurs because the possibility of a bank run equilibrium is increasing in the leverage ratio. If equity capital is costly for banks to raise, as appears to be the case in practice, then capital requirements may also have negative side effects. A number of authors have recently pointed that the "stabilizing" effects of capital requirements may be countered to some degree by the increased cost of intermediation (to the extent raising equity capital is costly).

Our model suggests that a commitment by the central bank to lender of last resort policies may also be useful. Within our framework the endogenously determined liquidation price of bank assets is a key determinant of whether a bank run equilibrium exists. In this regard, a commitment to use lender of last resort policies to support liquidation prices could be useful. For example, central bank asset purchases that support the secondary market prices of bank assets might be effective in keeping liquidation prices sufficiently high to rule out the possibility of runs. (Consider the recent purchases by the Federal Reserve of agency mortgaged-backed securities, in the wake of the collapse of the shadow banking system.) An issue to investigate is whether by signalling the availability of such a tool in advance of the crisis, the central bank might have been able to reduce the likelihood of runs on the shadow banks *ex post*. Gertler and Karadi (2011) and Gertler and Kiyotaki (2011) explore the use of this kind of policy tool in a macroeconomic model

of banking distress but without bank runs.¹³ It would be useful to extend the analysis of this policy tool and related lender of last resort policies to a setting with bank runs.

¹³See also Gertler, Kiyotaki and Queralto (2012) which takes into account the moral hazard effects of lender of last resort policies by endogenizing the risk of bank liability structure.

6 Appendix

This appendix describes the bank's optimization under anticipated bank runs as analyzed in Section 4.

From Section 4, we can write the bank's decision problem as choosing (ϕ_t, \bar{R}_{t+1}) to maximize

$$\begin{aligned}\psi_t &= \frac{V_t}{n_t} = \max_{\phi_t, \bar{R}_{t+1}} \beta E_t \left\{ (1 - \sigma + \sigma \psi_{t+1}) \frac{n_{t+1}}{n_t} \right\} \\ &= \max_{\phi_t, \bar{R}_{t+1}} \beta (1 - p_t) E_t \{ (1 - \sigma + \sigma \psi_{t+1}) [(R_{t+1}^b - \bar{R}_{t+1}) \phi_t + \bar{R}_{t+1}] \} \end{aligned} \quad (45)$$

subject to

$$\psi_t \geq \theta \phi_t \quad (46)$$

and

$$\bar{R}_{t+1} = \frac{1 - p_t E_t (\Lambda_{t,t+1}^* R_{t+1}^{b*}) \frac{\phi_t}{\phi_t - 1}}{(1 - p_t) E_t (\Lambda_{t,t+1})}. \quad (47)$$

Using (47) to eliminate \bar{R}_{t+1} from the objective, we have

$$\begin{aligned}\psi_t &= \max_{\phi_t} \beta (1 - p_t) E_t \left\{ \Omega'_{t+1} \left(R_{t+1}^b \phi_t - \frac{\phi_t - 1 - \phi_t p_t E_t (\Lambda_{t,t+1}^* R_{t+1}^{b*})}{(1 - p_t) E_t (\Lambda_{t,t+1})} \right) \right\} \\ &= \max_{\phi_t} (\nu_t + \mu_t \phi_t), \end{aligned} \quad (48)$$

where

$$\nu_t = \frac{\beta E_t (\Omega'_{t+1})}{E_t (\Lambda_{t,t+1})}$$

$$\mu_t = \beta E_t \{ \Omega'_{t+1} [(R_{t+1}^b - R_{t+1}) - p_t (R_{t+1}^b - R_{t+1}) E_t (\Lambda_{t,t+1}^* R_{t+1}^{b*})] \}.$$

with $\Omega'_{t+1} = 1 - \sigma + \sigma \psi_{t+1}$ is Ω_{t+1} conditional on no run. Clearly the incentive constraint is binding if μ_t is positive. Given that we verify μ_t to be positive numerically, we have characterized the local optimum for the bank's decision problem.

Next, we need to check the local optimum is the global optimum. In particular, we need to take into account whether an individual bank might want to avoid leverage in order to survive a run on the banking system. The benefit is that the bank will be able to earn large profits if the other banks have failed. The cost is that it will earn a very low return on its net worth in

absence of a run. We show under our parametrization that this strategy is not optimal, implying that our local optimum is in fact a global result. The argument goes as follows.

Suppose that an individual bank does not issue deposits. It just invests out of its net worth and thus is able to function in the event of a bank run. It's objective then becomes

$$\psi_t^o = \beta\{(1 - p_t)E_t[(1 - \sigma + \sigma\psi_{t+1}^o)R_{t+1}^b] + p_tE_t[(1 - \sigma + \sigma\psi_{t+1}^{**})R_{t+1}^{b*}]\} \quad (49)$$

where ψ_{t+1}^o and ψ_{t+1}^{**} is value conditional on no run and a bank run. We suppose that the bank is "small", so that conditional on a bank run, it is still the case that $Q_t = Q_t^*$. Accordingly,

$$\psi_t^{**} = \beta E_t \left\{ (1 - \sigma + \sigma\psi_t^{**})[(R_{t+1}^{**} - \bar{R}_{t+1}^{**})\bar{\phi}_{t+1} + \bar{R}_{t+1}^{**}] \right\} \quad (50)$$

with

$$R_{t+1}^{b**} = \frac{Z_t + Q_{t+1}^*}{Q_t^*}$$

$$\bar{R}_{t+1}^{**} = 1/E_t(\Lambda_{t,t+1}^{**})$$

$$\Lambda_{t,t+1}^{**} = \beta \frac{C_t^{**}}{C_{t+1}^{**}}$$

$$C_t^{**} = Z_t(W^h + 1) - f(1)$$

$$\begin{aligned} Q_t^* &= E_t \left\{ \sum_{j=1}^{\infty} \Lambda_{t,t+j}^{**} [Z_{t+j} - f'(1)] \right\} - f'(1) \\ &= Q^*(Z_t) \end{aligned}$$

as Z_t follows a Markov process with bounded support. Note that because Q_t is at its liquidation value Q_t^* in this case, after the initial run another run will not occur. Hence the surviving ban can attach a probability zero to this event.

Because R_{t+1}^{b**} will be large in expectation relative to its "pre-run" value R_{t+1}^b , the surviving bank has extra incentive to borrow to earn excess returns. However, in this case the requirement the deposits be riskless will limit the amount the bank can borrows. In particular, one can show numerically that

in this case that the requirement that deposits be riskless imposes a binding upper bound $\bar{\phi}_t$ on the leverage ratio for the bank surviving the run: :

$$\bar{\phi}_t = \frac{\bar{R}_{t+1}^{**}}{\bar{R}_{t+1}^{**} - \frac{Min(R_{t+1}^{b**})}{Z_{t+1}}}. \quad (51)$$

Note that in the pre-crisis non-bank run equilibrium we restricted the size of the shock to ensure that the constraint that deposits be riskless does not bind. Given the extra-normal excess returns available after a bank run, however, this constraint is binding under our parametrization (and for reasonable variations of this parametrization.)

Though we do not report the results here, we verify numerically that is never pays for a bank to avoid leverage in normal times in order to survive a bank run. Intuitively, though the bank can earn high returns in the wake of the bank run, the low probability of this event makes it not worthwhile to reduce its earning in normal times. We can also verify that this result is robust to permitting the bank to issue some debt in normal times (below the amount that would lead to it being wiped out in a bank run.). While the bank earns more in normal times, it winds up with lower net worth in the wake of the run due to the debt exposure. Finally, the result is robust to allowing the bank to hold deposits in other banks as opposed to the risky security.

References

- [1] Adrian, T., Colla, P., and Shin, H., 2012. Which Financial Frictions? Paring the Evidence from Financial Crisis of 2007-9. Forthcoming in NBER Macroeconomic Annual.
- [2] Allen, F., and Gale, D., 2007. Understanding Financial Crises. Oxford University Press.
- [3] Angeloni, I., and E. Faia, 2013, Capital Regulation and Monetary Policy with Fragile Banks, *Journal of Monetary Policy* 60, 3111-382.
- [4] Bernanke, B., 2010. Causes of the Recent Financial and Economic Crisis. Statement before the Financial Crisis Inquiry Commission, Washington, September 2.
- [5] Bernanke, B., and Gertler, M., 1989. Agency Costs, Net Worth and Business Fluctuations. *American Economic Review* 79, 14-31.
- [6] Boissay F., F. Collard, and F. Smets, 2013, Booms and Systemic Banking Crises, mimeo.
- [7] Brunnermeier, M. K., and Sannikov, Y., 2011. A Macroeconomic Model with a Financial Sector. Mimeo, Princeton University.
- [8] Cole, H. and T. Kehoe, 2000, Self-fulfilling Debt Crises, *Review of Economic Studies* 67, 91-161/
- [9] Cooper, R. and T. Ross, 1998, Bank Runs: Liquidity Costs and Investment Distortions, *Journal of Monetary Economics* 41, 27-38.
- [10] Diamond, D., and Dybvig, P., 1983. Bank Runs, Deposit Insurance, and Liquidity. *Journal of Political Economy* 91, 401-419.
- [11] Ennis, H. and T. Keister, 2003, Economic Growth, Liquidity and Bank Runs, *Journal of Economic Theory* 109, 220-245.
- [12] Friedman, M., and Schwartz, A., 1963. A Monetary History of the United States, 1867-1960. Princeton University Press.
- [13] Gertler, M., and Karadi, P., 2011. A Model of Unconventional Monetary Policy, *Journal of Monetary Economics*, January.

- [14] Gertler, M., and Kiyotaki, N., 2010. Financial Intermediation and Credit Policy in Business Cycle Analysis. In Friedman, B., and Woodford, M. (Eds.), *Handbook of Monetary Economics*. Elsevier, Amsterdam, Netherlands.
- [15] Gertler, M., Kiyotaki, N., and Queralto, A., 2012. Financial Crises, Bank Risk Exposure and Government Financial Policy, *Journal of Monetary Economics* 59, S17-S34.
- [16] Gorton, G., 2010. *Slapped by the Invisible Hand: The Panic of 2007*. Oxford University Press.
- [17] He, Z. and A. Krishnamurthy, 2013, *Intermediary Asset Pricing*, *American Economic Review*.
- [18] Holmstrom, B. and J. Tirole, 2011. *Inside and Outside Liquidity*. MIT Press.
- [19] Kiyotaki, N., and Moore, J., 1997. Credit Cycles. *Journal of Political Economy* 105, 211-248.
- [20] Martin, A., D. Skeie and E.L. Von Thadden. *Repo Runs*. Mimeo, Federal Reserve Bank of New York.
- [21] Robatto, R. 2013, *Financial Crises and Systematic Bank Runs in a Dynamic Model of Banking*, mimeo, University of Chicago.
- [22] Uhlig, Harald, 2010, *A Model of a Systemic Bank Run*, *Journal of Monetary Economics* 57, 78-96.

Table 1: Parameters

Baseline Model		
β	0.99	Discount rate
σ	0.93	Bankers survival probability
θ	0.35	Seizure rate
α	0.02	Household managerial cost
\bar{K}^h	0.48	Threshold capital for managerial cost
	0.75	Fraction of depositors that can run
ρ	0.95	Serial correlation of productivity shock
Z	0.0161	Steady state productivity
W^b	0.0032	Bankers endowment
W^h	0.045	Household endowment
Additional Parameters for Liquidity Model		
κ	38.65	Preference weight on c_m
\underline{c}^m	0.01	Threshold for c_m
ω^b	0.0033	Bankers endowment
π	0.03	Probability of a liquidity shock
L	0.7	Fraction of depositors that can run

Table 2: Steady State Values

No Bank-Run Equilibrium		
	Baseline	Liquidity
K	1	1
Q	1	1
C^h	0.0548	0.0261
C^m	0	0.0282
C^b	0.0086	0.0089
K^h	0.2970	0.2723
K^b	0.7030	0.7277
ϕ	6	6
R^b	1.0644	1.0624
R^h	1.0404	1.0404
R	1.0404	1.0384
Bank-Run Equilibrium		
	Baseline	Liquidity
K	1	1
Q^*	0.6340	0.5845
C^h	0.0538	0.0533
C^m	0	0.01
C^b	0.0032	0.0033
K^h	1	1
K^b	0	0
ϕ		
R^b	1.1016	1.1068
R^h	1.0404	1.0404
R		

Figure 1: A Recession in the Baseline Model: No Bank Run Case

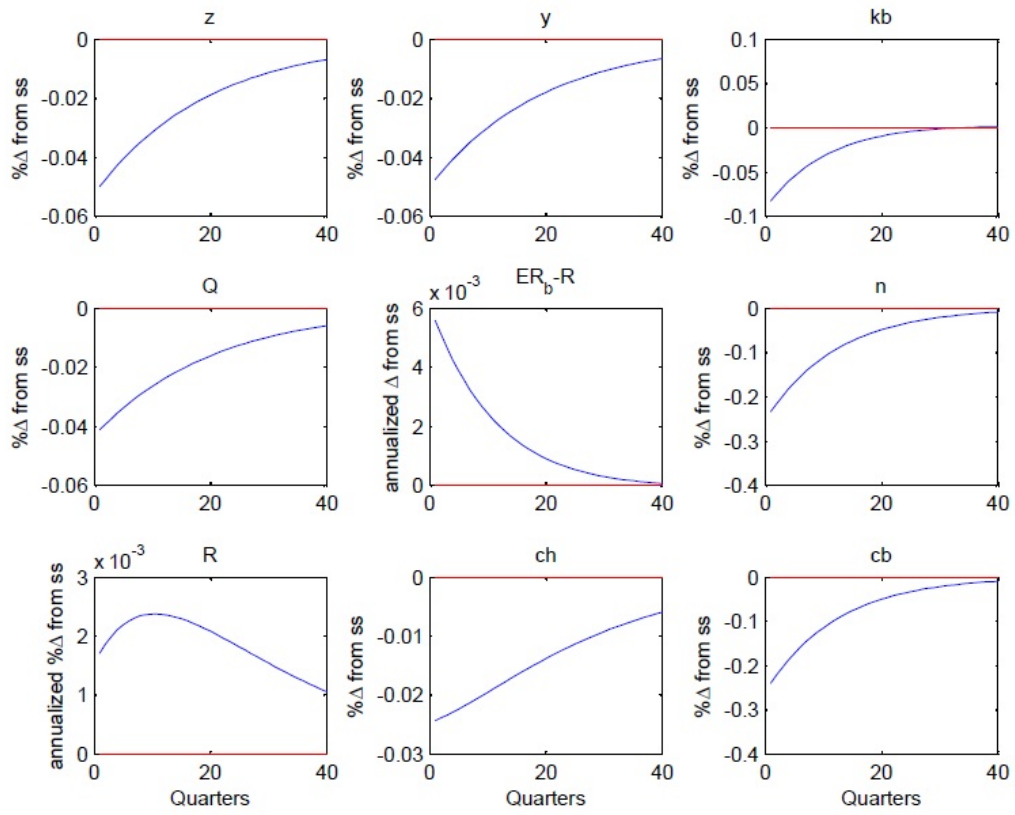


Figure 2: A Recession in the Liquidity Risk Model: No Bank Run Case

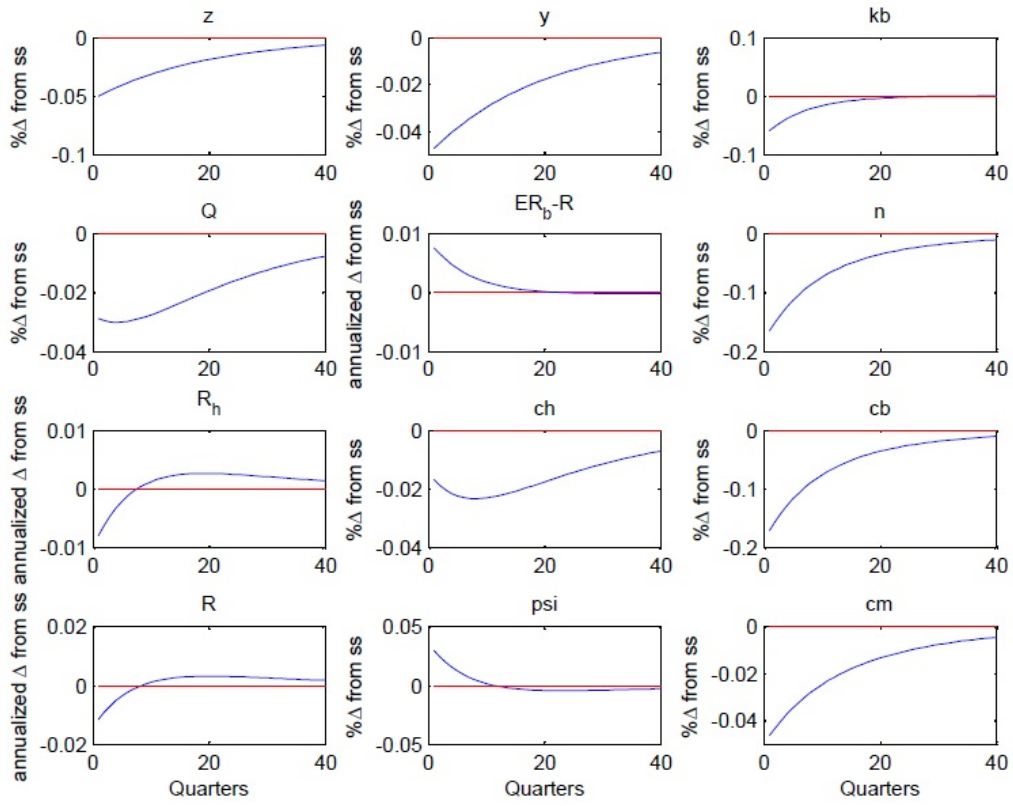


Figure 3: Ex Post Bank Run in the Baseline Model

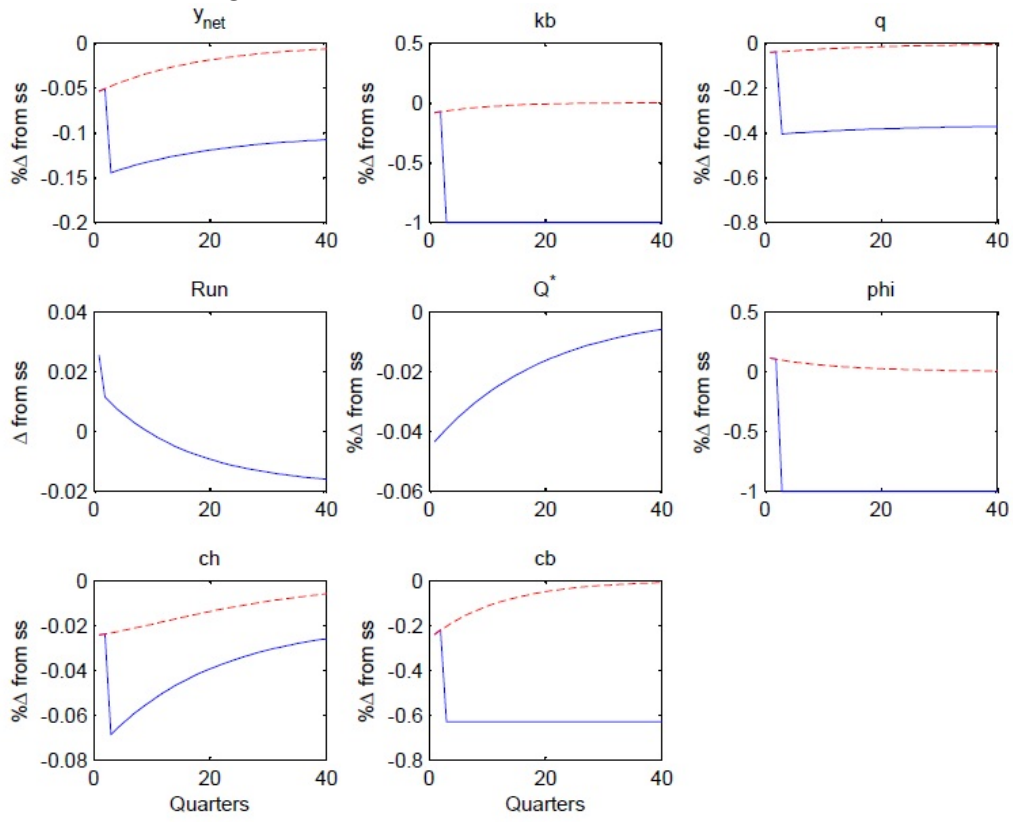


Figure 4: Ex Post Bank Run in the Liquidity Risk Model

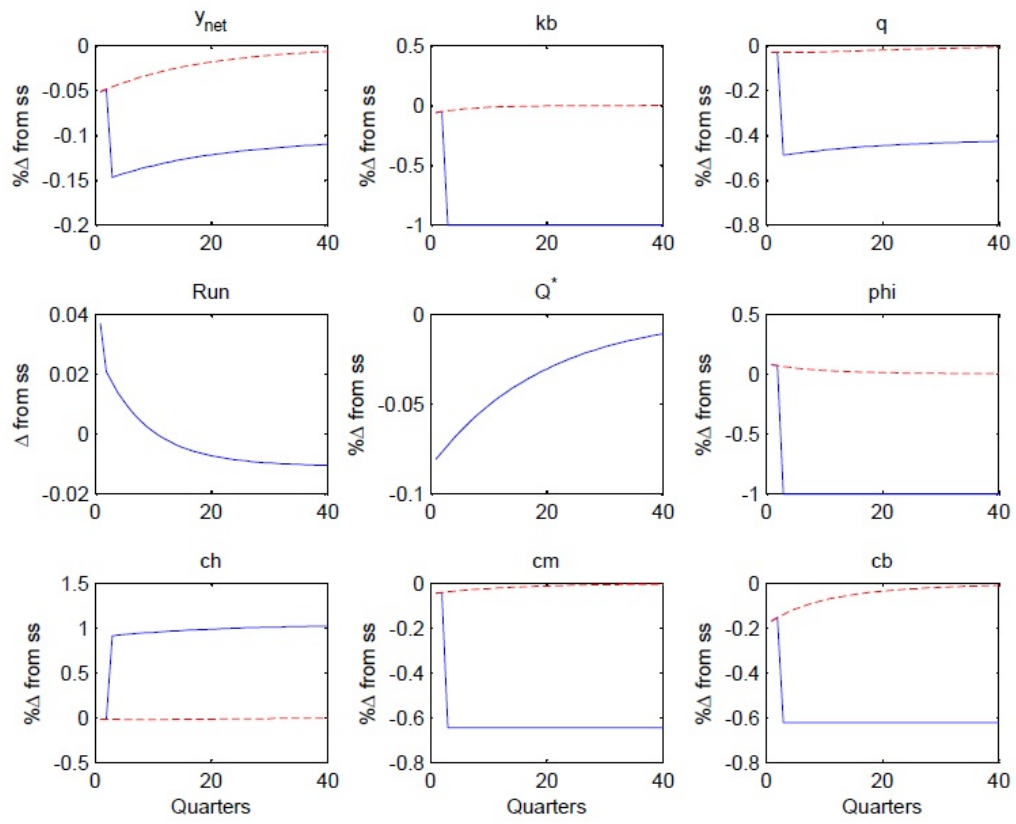


Figure 5: Increase in the Probability of a Run

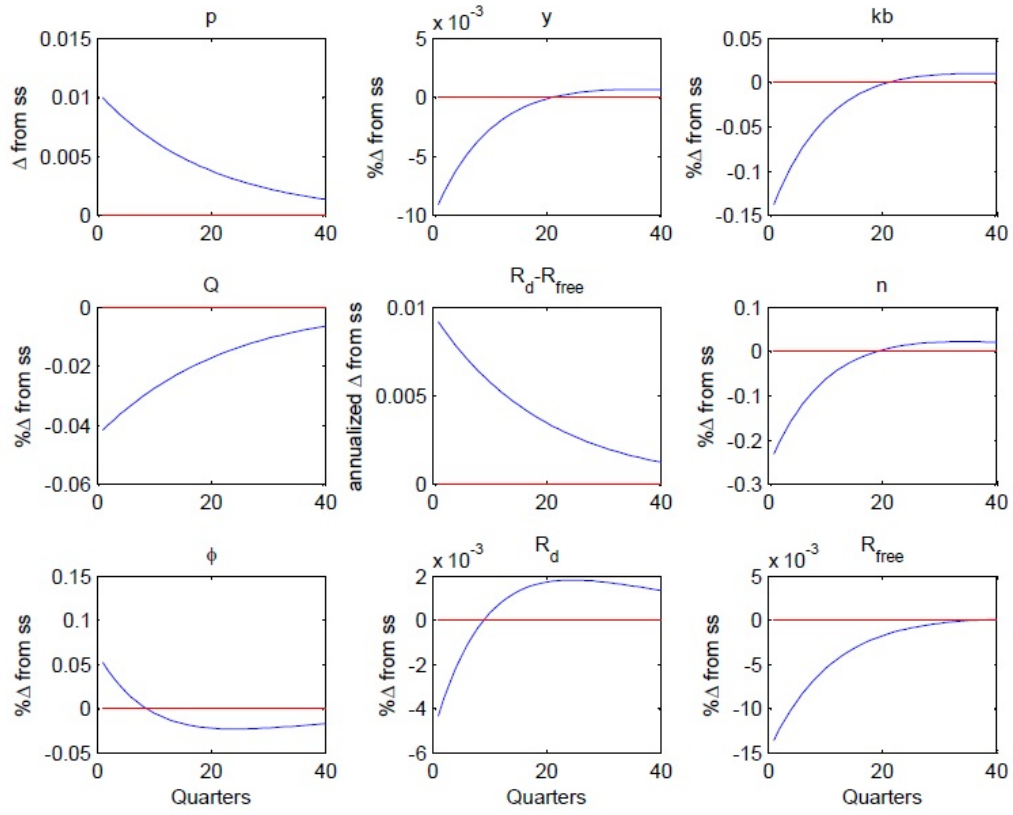


Figure 6: Increase in the Probability of a Run, Fixed Riskless Rate

