

# CURRENT POPULATION SURVEY, OCTOBER 1992: SCHOOL ENROLLMENT

## TECHNICAL DOCUMENTATION

This file documentation consists of the following materials:

Attachment 1	Abstract
Attachment 2	Overview Current Population Survey
Attachment 3	Overview October 1992 School Enrollment Survey
Attachment 4	Glossary
Attachment 5	How to Use the Data Dictionary
Attachment 6	Current Population Survey Adult's Interview Data Dictionary
Attachment 7	Current Population Survey Child's Interview Data Dictionary
Attachment 8	Current Population Survey Armed Forces' Interview Data Dictionary
Attachment 9	Current Population Survey October 1992 Adult Supplement Record Layout
Attachment 10	Current Population Survey October 1992 Children's Supplement Record Layout
Attachment 11	Selected Unweighted Tallies
Attachment 12	Questionnaire Facsimile
Attachment 13	Industry Classification Codes
Attachment 14	Occupation Classification Codes
Attachment 15	Specific Metropolitan Identifiers
Attachment 16	Topcoding of Usual Hourly Earnings
Attachment 17	Source and Accuracy Statement for the October 1992 School Enrollment Microdata File
Attachment 18	User Notes

### NOTE

Questions about the **tape** should be directed to Data User Services Division, Customer Services, Bureau of the Census, Washington, DC 20233. Phone: (301) 763-4100.

Questions about accompanying **documentation** should be directed to Data User Services Division, Data Access and Use Staff, Bureau of the Census, Washington, DC 20233. Phone: (301) 763-2074. Questions about the **subject matter** should be directed to Demographic Surveys Division, Bureau of the Census, Washington, DC 20233. Phone: (301) 763-2773.

Additional questions about the **school enrollment** supplement should be directed to Robert Kominski, Population Division, Bureau of the Census, Washington, DC 20233. Phone: (301) 763-1154.

# ATTACHMENT 1

## ABSTRACT

*Current Population Survey, October 1992: School Enrollment [machine-readable data file] / conducted by the Bureau of the Census for the Bureau of Labor Statistics. —Washington: Bureau of the Census [producer and distributor], 1994.*

### Type Of File

Microdata; unit of observation is individuals within housing units.

### Universe Description

The universe consists of all persons in the civilian noninstitutional population of the United States living in households. The probability sample selected to represent the universe consists of approximately 57,000 households.

### Subject-matter Description

Data are provided on labor force activity for the week prior to the survey. Comprehensive data are available on the employment status, occupation, and industry of persons 15 years old and over. Also shown are personal characteristics such as age, sex, race, marital status, veteran status, household relationship, educational background, and Hispanic origin.

The file also contains information on school enrollment that includes the following items: current grade attending at a public or private school, whether attending college full or part-time at a 2 or 4-year institution, year last attended a regular school, and year graduated from high school.

### Geographic Coverage

State of residence is uniquely identified as well as census geographic division and region. The 113 largest metropolitan statistical areas (CMSA's or MSA's), an additional 89 selected MSA's, 66 selected PMSA's, and 30 central cities in multi-central city MSA's or PMSA's are also uniquely identified.<sup>1</sup> Within confidentiality restrictions, indicators are provided for MSA-PMSA/non-MSA-PMSA, central city/noncentral city, farm/nonfarm, and MSA/CMSA size.

### Technical Description

File Structure: Rectangular.

File Size: 159,439 logical records; 492 character logical record length.

File Sort Sequence: State rank by CMSA/MSA rank by household identification number by line number.

---

1. MSA's = Metropolitan Statistical Areas; CMSA's = Consolidated Metropolitan Statistical Areas; PMSA's = Primary Metropolitan Statistical Areas.

## Reference Materials

*Current Population Survey, October 1992: School Enrollment Technical Documentation.* Documentation contains this abstract, a questionnaire facsimile, and record layouts of the file. One copy accompanies each file order. Additional copies are available from Data User Services Division, Customer Services, Bureau of the Census, Washington, DC 20233.

Bureau of the Census. *The Current Population Survey: Design and Methodology* (Technical Paper 40) (out of print). Describes in detail the sample design and survey procedures used as well as accuracy of estimates and sampling errors. Reference copies should be available from most public libraries or Federal Depository Libraries. It also is available on microfiche and microfiche paperprints from Customer Services, Data User Services Division, Bureau of the Census, Washington, D.C. 20233.

## Related Printed Reports

Bureau of the Census. *Current Population Reports. Series P20, No. 443. School Enrollment Social and Economic Characteristics of Students: October 1991.* Available from the U.S. Government Printing Office, Superintendent of Documents, Washington, DC 20402. S/N 803-005-00070-2. \$9.50

Bureau of the Census. *Current Population Reports. Series P20, No. 452. School Enrollment-Social and Economic Characteristics of Students: October 1992.* S/N 803-005-00075-3. \$10.00.

## File Availability

The file may be ordered from Data User Services Division using the Customer Services order form on the following page. The file is available on 9 track tape reel in ASCII or EBCDIC format with standard labeling, 6250 bpi or IBM 3480-compatible tape cartridge.

# Census Bureau Order Forms

**PUBLICATIONS** — Use only if not in stock at the Government Printing Office (GPO).

Please Type or Print. Prices include regular domestic postage and handling. International customers please add 25%.

Qty.	Series number	Title	Price each	Total price
Total for publications				

\_\_\_\_\_  
(Company or personal name) (Please type or print)

\_\_\_\_\_  
(Additional address/attention line)

\_\_\_\_\_  
(Street address)

\_\_\_\_\_  
(City, State, ZIP Code)

\_\_\_\_\_  
(Daytime phone including area code) (Date)

**Please Choose Method of Payment:**

- Check payable to **Superintendent of Documents**  
**Mail to:** Bureau of the Census, DPD—Publications Unit, 1201 E. Tenth St., Jeffersonville, IN 47132
- GPO deposit account  -   
**Mail to:** Customer Services, Bureau of the Census, Washington, DC 20233-8300  
 [or call 301-763-4100; fax 301-763-4794]



**ELECTRONIC MEDIA, MICROFICHE, DOCUMENTATION, AND OTHER** — Use for computer tape (TAPE), computer tape cartridge (CART), technical documentation (TD), compact disc—read-only memory (CD-ROM), diskette (DISK), microfiche (FICHE), or paper reproductions — “blowbacks” (BB).

**Charge your order. It's easy!**   
**To fax your orders: 301-763-4794**

Please Type or Print. All prices include regular domestic postage and handling. International customers, please add 25% to cover handling and air shipment.

Qty.	Media <small>(See abbrev. above)</small>	Title	Price each	Total price
Total for products listed (minimum order: \$10)				

COMPUTER TAPE INSTRUCTIONS	<p>All tape files are on 6250 bpi reels, have standard ANSI labeling, and are blocked at 32K bytes. They are also available on IBM model 3480-compatible tape cartridges. Please specify your choice of:</p> <p><input type="checkbox"/> Tape Reel    <i>or</i>    <input type="checkbox"/> Tape Cartridge  <input type="checkbox"/> EBCDIC      <i>or</i>      <input type="checkbox"/> ASCII</p>	<p>A machine-readable data dictionary generally is included without charge with either format.</p> <p>Other tape characteristics are available by special request for an additional handling fee of \$50. Before placing an order, make arrangements by writing or faxing a description of your special requirements to Customer Services, attention Forrest Williams.</p>
----------------------------	--	--

\_\_\_\_\_  
(Company or personal name) (Please type or print)

\_\_\_\_\_  
(Additional address/attention line)

\_\_\_\_\_  
(Street address)


\_\_\_\_\_  
(City, State, ZIP Code)

\_\_\_\_\_  
(Daytime phone including area code) (Date)

**Please Choose Method of Payment:**

- Check payable to **Commerce—Census**
  - Census deposit account
  - VISA or MasterCard Account
- \_\_\_\_\_  
(Name on card) Expiration date
- \_\_\_\_\_  
(Signature)

**Mail to:** Customer Services, Bureau of the Census, Washington, DC 20233-8300; 301-763-4100.



## Superintendent of Documents Publications Order Form

P4

Order Processing Code:

\* **6150**

**Charge your order.  
It's Easy!**



**Please Type or Print** (Form is aligned for typewriter use.)

**To fax your orders (202) 512-2250**

Prices include regular domestic postage and handling and are subject to change. International customers please add 25%.

Qty.	Stock Number	Title	Price Each	Total Price
Total				

\_\_\_\_\_  
(Company or Personal Name) (Please type or print)

\_\_\_\_\_  
(Additional address/attention line)

\_\_\_\_\_  
(Street address)

\_\_\_\_\_  
(City, State, ZIP Code)

\_\_\_\_\_  
(Daytime phone including area code)

\_\_\_\_\_  
(Purchase Order No.)

**Please Choose Method of Payment:**

Check Payable to the Superintendent of Documents

GPO Deposit Account  -


VISA or MasterCard Account

(Credit card expiration date)

*Thank you for  
your order!*

\_\_\_\_\_  
(Authorizing Signature)

**Mail To: Superintendent of Documents  
P.O. Box 371954, Pittsburgh, PA 15250-7954**



## ATTACHMENT 2

### OVERVIEW

#### Current Population Survey

#### Introduction

The Current Population Survey (CPS) is the source of the official Government statistics on employment and unemployment. The CPS has been conducted monthly for over 50 years. Currently, we interview about 57,000 households monthly, scientifically selected on the basis of area of residence to represent the Nation as a whole, individual States, and other specified areas. Each household is interviewed once a month for four consecutive months one year, and again for the corresponding time period a year later. This technique enables us to obtain month-to-month and year-to-year comparisons at a reasonable cost while minimizing the inconvenience to any one household.

Although the main purpose of the survey is to collect information on the employment situation, a very important secondary purpose is to collect information on the demographic status of the population, information such as age, sex, race, marital status, educational attainment, and family structure. From time to time additional questions are included on such important subjects as health, education, income, and previous work experience. The statistics resulting from these questions serve to update similar information collected once every 10 years through the decennial census, and are used by Government policymakers and legislators as important indicators of our Nation's economic situation and for planning and evaluating many Government programs.

The CPS provides current estimates of the economic status and activities of the population of the United States. Because it is not possible to develop one or two overall figures (such as the number of unemployed) that would adequately describe the whole complex of labor market phenomena, the CPS is designed to provide a large amount of detailed and supplementary data. Such data are made available to meet a wide variety of needs on the part of users of labor market information.

Thus, the CPS is the only source of monthly estimates of total employment (both farm and nonfarm); nonfarm self-employed persons, domestics, and unpaid helpers in nonfarm family enterprises; wage and salaried employees; and, finally, estimates of total unemployment.

It provides the only available distribution of workers by the number of hours worked (as distinguished from aggregate or average hours for an industry), permitting separate analyses of part-time workers, workers on overtime, etc. The survey is also the only comprehensive current source of information on the occupation of workers and the industries in which they work. Information is available from the survey not only for persons currently in the labor force but also for those who are outside the labor force. The characteristics of such persons - whether married women with or without young children, disabled persons, students, older retired workers, etc., can be determined. Information on their current desire for work, their past work experience, and their intentions as to job seeking are also available.

#### CPS Sample

The CPS sample is based on the civilian noninstitutional population of the United States. The sample is located in 729 sample areas comprising 1,973 counties and independent cities with coverage in every State and in the District of Columbia.

In all, some 71,000 housing units or other living quarters are assigned for interview each month; about 57,000 of them containing approximately 112,000 persons 15 years old and over are interviewed. Also included are demographic data for approximately 33,000 children 0-14 years old and 650 Armed Forces members living with civilians either on or off base within these households. The remainder of the assigned housing units are found to be vacant, converted to nonresidential use, contain persons with residence elsewhere, or are not interviewed because the residents are not found at home after repeated calls, are



temporarily absent, or are unavailable for other reasons. Approximately 14,000 noninterview households are present each month. The resulting file size is approximately 163,000 records. A more precise explanation regarding the CPS sample design is provided in Technical Paper 40, *The Current Population Survey: Design and Methodology*.

For a more detailed discussion about the basic labor force data gathered on a monthly basis in the CPS survey, see the Bureau of Labor Statistics Report No. 463 and the Current Population Report P-23, No. 62, issued jointly by the Bureau of Labor Statistics and the Bureau of the Census in October, 1976, and entitled *Concepts and Methods Used In Labor Statistics Derived from the Current Population Survey*.

### **Relationship of Current Population Survey Files to Publications**

Each month, a significant amount of information about the labor force is published by the Bureau of Labor Statistics in the *Employment and Earnings and Monthly Labor Review* reports.

As mentioned previously, the CPS also serves as a vehicle for supplemental inquiries on subjects other than employment, which are periodically added to the questionnaire. From the basic and supplemental data the Bureau of the Census issues four series of publications under the general title *Current Population Reports*:

- P-20 Population Characteristics
- P-23 Special Studies
- P-27 Farm Population
- P-60 Consumer Income

All *Current Population Reports*, including the other series for population estimates and projections and special censuses, may be obtained by subscription from the U.S. Government Printing Office. Subscriptions are available as follows: Population Characteristics, Special Studies, Farm Population, and Consumer Income series (P-20, P-23, P-27, P-60) combined, \$101 per year (sold as a package only); Population Estimates and Projections, (P-25), \$27 per year. Single issues may be ordered separately; ordering information and prices are provided in the *Bureau of the Census Catalog and Guide*, the *Monthly Product Announcement* (MPA), and in *Census and You*.

### **Geographic Limitations**

It should be kept in mind that the sample design and methods of weighting CPS data are geared towards producing estimates for the entire Nation. In producing estimates for States, the user should be aware that the primary sampling units (PSU's) are drawn from strata which may or may not cross State lines. Consequently, the data would not be as reliable as national data, and the file may lose some of its utility in certain applications. For further discussion of such considerations, the user should consult Technical Paper 40, *The Current Population Survey: Design and Methodology*.

The nature of the work done by each individual investigator using the microdata file will determine to what extent his/her requirements for precision will allow using some of the smaller geographic areas identified on the file.

### **Weights**

Under the estimating methods used in the CPS, all of the results for a given month become available simultaneously and are based on returns for the entire panel of respondents. The CPS estimation procedure involves weighting the data from each sample person. The basic weight, which is the inverse of the probability of the person being in the sample, is a rough measure of the number of actual persons that the sample person represents. In States supplemented in the 1978 and 1980 expansions, almost all sample persons within the same sample area have the same basic weight, but the weight may differ across sample areas. The basic weight is the same for almost all sample persons in unsupplemented States. The basic weights are then adjusted for noninterview, and the ratio estimation procedure is applied.

1. **Noninterview adjustment.** The weights for all interviewed households are adjusted to the extent needed to account for occupied sample households for which no information was obtained because of absence, impassable roads, refusals, or unavailability of the respondent for other reasons. This adjustment is made separately by combinations of sample areas within each State and the District of Columbia, and within these, for six groups--two race categories (White, and Black and other) within three residence categories. For sample areas which are Standard Metropolitan Statistical Areas (SMSA's), these residence categories are the central cities, and the urban and the rural balance of the SMSA's. For other sample areas, the residence categories are urban, rural nonfarm, and rural farm. The proportion of sample households not interviewed varies from 4 to 5 percent depending on weather, vacations, season, etc.
2. **Ratio estimates.** The distribution of the population selected for the sample may differ somewhat, by chance, from that of the population as a whole, in such characteristics as age, race, sex, and residence. Since these characteristics are closely correlated with labor force participation and other principal measurements made from the sample, the latter estimates can be substantially improved when weighted appropriately by the known distribution of these population characteristics. This is accomplished through two stages of ratio estimates as follows:
  - a. *First-stage ratio estimate.* In the CPS, a portion of the 729 sample areas is chosen to represent both itself and other areas not in the sample; the remainder of the sample areas represent only themselves. The first-stage ratio estimation procedure was designed to reduce the portion of the variance resulting from requiring sample areas to represent nonsample areas. Therefore, this procedure is not applied to sample areas which represent only themselves. The procedure is performed at two geographic levels: First, by the four census regions (Northeast, Midwest, South, and West), and second, for each of the 46 States which contains nonsample areas. The procedure corrects for the differences that existed at the time of the 1970 census between the distribution by race and residence of the population in the sample areas and the known race-residence distribution in the portions of the census region or State represented by these areas. The regional adjustment is performed by metropolitan/nonmetropolitan residence and race, while the State adjustment is done by urban-rural status and race.
  - b. *Second-stage ratio estimate.* In this stage, the sample estimates of the U.S. population in the categories described below are adjusted to independently derived current estimates of the population in the same categories. The second-stage ratio estimate is performed in order to increase the reliability of the estimates and is carried out in two steps. In the first step, the sample estimates are adjusted for each State and the District of Columbia to an independent control for the civilian noninstitutional population 16 years and over, for the State. The second step of the adjustment is applied to all sample persons and is a weighting to nationwide independent population estimates of the civilian noninstitutional population, 15 years and over, within 68 age-sex-race groups. The entire second-stage ratio estimation procedure is iterated six times, each time beginning at the weights developed the previous time. This iteration ensures that the sample estimates both of State population and of the National age-sex-race categories will be virtually equal to the independent population estimates. This second-stage adjustment procedure incorporates changes instituted in January 1982. The nature of these changes is discussed in detail in "Revisions in the Current Population Survey beginning in January 1982," Employment and Earnings, February 1982.

The controls by State for the civilian noninstitutional population 16 years and over are an arithmetic extrapolation of the trend in the growth of this segment of the population from the April 1, 1980 census through the latest available July 1 estimate, adjusted as a last step to a current estimate of the U.S. population of this group. State estimates by age July 1 are published annually in Current Population Reports, Series P-25. For a description of the methodology used in developing the State total, see Report 640 of that series. Descriptions of the age estimates methodology are available on request from the Chief of the Population Division, U.S. Bureau of the Census, Washington, D.C. 20233.


Beginning with the January 1982 estimates, the independent national controls used for the age-sex-race groups in the final step of the second-stage ratio adjustment are prepared by carrying forward the April 1, 1980 total population by age, race, and sex, taking account of the subsequent aging of the population, fertility, mortality, and net immigration, and then subtracting the estimate for the institutional population and Armed Forces. The April 1, 1980 total population was computed by adding together the resident population, consistent with that published in the 1980 census *Advance* Reports, Series PHC80-V, and the Armed Forces overseas, as compiled from Department of Defense reports. Data on births and deaths between April 1, 1980 and the estimate data are based on tabulations of vital statistics for the resident population made by the National Center for Health Statistics and data on deaths of military personnel overseas from the Department of Defense. Estimates of net civilian immigration are based on data provided by the Immigration and Naturalization Service, the Department of Defense, the Office of Personnel Management, and the Puerto Rico Planning Board. The civilian noninstitutional population is derived by subtracting the Armed Forces and the institutional population for the estimate date from the total, including Armed Forces overseas. The institutional population is computed by applying institutional proportions derived from the 1980 census to the total population, including Armed Forces overseas, for the estimate date. All computations described above are performed in cells defined by single year of age, race, and sex. The independent national control totals are then obtained by collapsing these cells into broader age groups for the population 15 years old and older.

#### **Comparability of CPS From Microdata Files With Published Sources.**

Although total estimates of the population will equal published estimates, labor force estimates produced from a microdata file will not be directly comparable or identical with the published nonseasonally adjusted labor force data. The major reason for this is due to a final estimation procedure incorporated into the production of the published nonseasonally adjusted data. This procedure, known as a composite estimator, is a weighted average of two estimates for the current month for any particular item. The first estimate is the two-stage ratio estimate that includes all the estimation steps given above. The second estimate consists of the composite estimate for the preceding month to which has been added an estimate of the change from the preceding month, based on that part of the sample which is common to the two months (about 75 percent). This procedure is primarily used to increase the reliability of estimates of month-to-month change, although other reliability gains are also realized. As noted above, the composite estimation procedure does not affect estimates of the total population.

Another factor also inhibits microdata comparison with published labor force data. This is the seasonal adjustment that is applied to many published statistics. These adjustments are used to adjust for normal seasonal variations to help distinguish the underlying economic situation in month-to-month changes. Shown below are data from January and July 1982 which demonstrate how estimates compiled using the final weights from the microdata file may differ from the published composited estimates, with and without seasonal adjustment. (Refer to Technical Paper 40 for a further description of both the composite estimator and seasonal adjustments.)

	Civilian Noninstitutional Population	Civilian Labor Force	Employed	Unemployed	Not in Labor Force
<u>January 1982 Data (000's)</u>					
Final Weights	171,335	108,161	97,928	10,234	63,174
Composited (Not seasonally Adjusted)	171,335	108,014	97,831	10,183	63,321
Composited (Seasonally Adjusted)	171,335	108,879	99,581	9,298	62,456
<u>July 1982 Data (000's)</u>					
Final Weights	172,364	112,850	101,904	10,946	59,513
Composited (Not seasonally Adjusted)	172,364	112,526	101,490	11,036	59,838
Composited (Seasonally Adjusted)	172,364	110,522	99,732	10,790	61,842



## ATTACHMENT 3

### OVERVIEW

October 1992 School Enrollment Survey

#### I. General

The Bureau of the Census conducted the October 1992 School Enrollment Survey as a supplement to that month's Current Population Survey (CPS). The CPS is a monthly labor force survey conducted in approximately 57,000 households across the Nation. Attachment 12 contains a facsimile of the October 1992 School Enrollment Supplement questions asked of all applicable persons 3 years old or older.

Attachment 2 contains a description of the CPS entitled "Overview-Current Population Survey." A description of the October 1992 School Enrollment Survey follows.

#### II. Data Collection

We asked all persons 3 years or over the basic school enrollment questions as appropriate. We authorized CPS field representatives up to 1 1/2 hours to study their home study materials and complete the corresponding exercises.

We instructed the regional offices to perform a supplement edit on a minimum of five CPS-1s for all field representatives to ensure that the supplement was conducted completely and accurately. The field representatives received notice of inconsistencies or omissions detected during this editing process.

#### III. Data Processing

The data processing involved editing and weighting the October supplement data. Below is a description of each process.

##### A. Edits and Allocations

1. Basic School Enrollment Items (Items 29-36, 42-46, and 56 for adults and Items 57-60 for children.)

The data processing involved a consistency edit and allocation module for all school enrollment items.

The consistency edit was concerned mainly with ensuring that the entries within an individual record followed the correct skip pattern. Items with missing entries were assigned values, if appropriate. If not, missing values were allocated using a "hot deck" routine.

2. Non-basic Education Items (Items 37-41 and 47-55 for adults and Items 61-68 for children.)

The processing of questions on retention, disability, English proficiency, early childhood experiences, and adult education involved a consistency edit to ensure that entries followed the correct skip patterns.

## B. Weighting

In various months, differences in the sample, questionnaire, and data uses result in the need for additional procedures to produce a "supplement weight." For the October School Enrollment supplement, the adult records are controlled to and agree with, in aggregate, published, composited (but not seasonally adjusted) October 1992 CPS labor force estimates (e.g., employed, unemployed, not in labor force, by age, race, and sex groups). Records for children age 15 and under retain the "basic CPS weight" which reflects controlling to national age, race, sex, and Hispanic origin estimates. The supplement weight should be used in preparing all estimates using adult data from the supplement items.

The values and universes for each variable are defined in the supplement record layouts (Attachments 9 and 10).

## IV. October 1992 CPS/School Enrollment Computer File

### A. CPS Labor Force Data

The October 1992 CPS file contains 159,439 records. Each record contains 492 CPS characters. Attachments 6-8 contains the variable name, character size, location on record, universe, and the values of the variables.

The variable H-RECTYP (location 0101:0101 on the file determines the type of record as follows:

- H-RECTYP = 1 = Interviewed adult 15+
- 2 = Type A noninterview (These records represent households that were eligible for the October 1992 CPS interview but were not interviewed because no one was home, household members were temporarily absent, etc.).
- 3 = Type B/C noninterview (These records represent sample addresses that were determined to be ineligible for the CPS by virtue of being vacant, demolished, nonresidential, etc.).
- 4 = Armed Forces (For persons 15 years or over in the Armed Forces whose personal information was transcribed from the CPS control card. Note: By definition, Armed Forces members are not eligible for the labor force or supplement interviews).
- 5 = Children 0-14 years of age.

### B. October 1992 School Enrollment Supplement Data

The October supplement data for adults are in locations 0361-0447 and for children in locations 0448-0492. (See Attachments 9 and 10.)

### C. Tallying the October 1992 School Enrollment Supplement File

The October 1992 supplement universe was the full CPS sample comprised of all persons 3 years or over.

The supplement weight A-SUPWGT is in location 0439:0447. Use this weight when tallying all supplement variables of adults 16+. Use the basic weight (A-FNLWGT or C=FNLWGT in location 0248-0255) for tallying individuals age 15 or younger.

#### D. Unweighted Counts

The following is a list of unweighted counts for H-RECTYP (Record Counts) and Attachment 11 contains selected tallies from this supplement. Use these to ensure that the file is being accessed properly.


The values of H-RECTYP are:

1 =	(Interview Adults)	111,895
2 =	(Type A)	2,587
3 =	(Type B/C)	10,921
4 =	(Armed Forces)	508
5 =	(Children)	33,528

#### E. Data Contacts

For questions about analysis of the October 1991 School Enrollment Supplement, please call Robert Kominski in the Population Division at the Census Bureau on (301)-763-1154.





## ATTACHMENT 4

### GLOSSARY

#### Subject Concepts

**Age.** Age classification is based on the age of the person at his/her last birthday. The adult universe (i.e., population of marriageable age) is comprised of persons 15 years and over for CPS labor force data.

**Armed Forces.** Armed Forces members enumerated in off-base housing or on base with their families are included on the CPS data file in March. Only supplemental data on income are included for Armed Forces members.

**Base Weight.** The constant weight assigned to the sample (inverse of the sampling fraction) which is adjusted to produce the final weight.

**Civilian Labor Force.** (See Labor Force.)

**Class of Worker.** This refers to the broad classification of the person's employer. On the March file, these broad classifications for current jobs are private, government, self-employed, without pay, and never worked. Private and government workers are considered "wage and salary workers;" this classification scheme includes self-employed, incorporated persons in with "private" workers. For the longest job held last year, this class of worker scheme includes private; government by level--Federal, State, and local; self-employed incorporated farm/nonfarm; and without pay. The wage and salary category for longest job held includes private, government (all levels), and self-employed, incorporated.

**Duration of Unemployment.** Duration of unemployment represents the length of time (through the current survey week) during which persons classified as unemployed are continuously looking for work. For persons on layoff, duration of unemployment represents the number of full weeks since the termination of their most recent employment. A period of two weeks or more during which a person is employed or ceased looking for work is considered to break the continuity of the present period of seeking work. Average duration is an arithmetic mean computed from a distribution by single weeks of unemployment.

**Earners, Number of.** The file includes all persons 15 years old and over in the household with \$1 or more in wages and salaries, or \$1 or more of a loss in net income from farm or nonfarm self-employment during the preceding year.

**Earnings Weight.** Each person record allows for an earnings weight for current earnings.

**Education.** (See Level of School Completed.)

**Employed.** (See Labor Force.)

**Family.** A family is a group of two persons or more (one of whom is the householder) residing together and related by birth, marriage, or adoption. All such persons (including related subfamily members) are considered as members of one family. Beginning with the 1980 CPS, unrelated subfamilies (referred to in the past as secondary families) are no longer included in the count of families, nor are the members of unrelated subfamilies included in the count of family members.

**Family Household.** A family household is a household maintained by a family (as defined above), and may include among the household members any unrelated persons (unrelated subfamily members and/or secondary individuals) who may be residing there. The number of family households is equal to the number of families. The count of family household members differs from the count of family members, however, in that the family household members include all persons living in the household, whereas family members include only the householder and his/her relatives. (See the definition of Family).

**Family Weight.** The weight on the family record is the March supplement-weight of the householder or reference person.

**Final Weight.** Used in tabulating monthly labor force items. This weight should not be used when tabulating March supplement data.

**Full-Time Worker.** Persons on full-time schedules include persons working 35 hours or more, persons who worked 1-34 hours for noneconomic reasons (e.g., illness) and usually work full-time, and persons "with a job but not at work" who usually work full-time.

**Group Quarters.** Group quarters are noninstitutional living arrangements for groups not living in conventional housing units or groups living in housing units containing nine or more persons unrelated to the person in charge.

**Head Versus Householder.** Beginning with the March 1980 CPS, the Bureau of the Census discontinued the use of the terms "head of household" and "head of family." Instead, the terms "householder" and "family householder" are used.

**Highest Grade of School Attended.** (See Level of School Completed.)

**Hispanic Origin.** Persons of Hispanic origin in this file are determined on the basis of a question that asked for self-identification of the person's origin or descent. Respondents are asked to select their origin (or the origin of some other household member) from a "flash card" listing ethnic origins. Persons of Hispanic origin, in particular, are those who indicated that their origin was Mexican-American, Chicano, Mexican, Mexicano, Puerto Rican, Cuban, Central or South American, or other Hispanic.

**Hours of Work.** Hours of work statistics relate to the actual number of hours worked during the survey week. For example, a person who normally works 40 hours a week but who is off on the Veterans Day holiday is reported as working 32 hours even though he is paid for the holiday.

For persons working in more than one job, the figures related to the number of hours worked in all jobs during the week. However, all the hours are credited to the major job.

**Household.** A household consists of all the persons who occupy a house, an apartment, or other group of rooms, or a room, which constitutes a housing unit. A group of rooms or a single room is regarded as a housing unit when it is occupied as separate living quarters; that is, when the occupants do not live and eat with any other person in the structure, and when there is direct access from the outside or through a common hall. The count of households excludes persons living in group quarters, such as rooming houses, military barracks, and institutions. Inmates of institutions (mental hospitals, rest homes, correctional institutions, etc.) are not included in the survey.

**Household Weight.** Household weight is the March Supplement weight of the householder.

**Householder.** The householder refers to the person (or one of the persons) in whose name the housing unit is owned or rented (maintained) or, if there is no such person, any adult member, excluding roomers, boarders, or paid employees. If the house is owned or rented jointly by a married couple, the householder may be either the husband or the wife. The person designated as the householder is the "reference person" to whom the relationship of all other household members, if any, is recorded.

**Householder With No Other Relatives in Household.** A householder who has no relatives living in the household. This is the entry for a person living alone. Another example is the designated householder of an apartment shared by two or more unrelated individuals.

**Householder With Other Relatives (Including Spouse) in Household.** The person designated as householder if he/she has one or more relatives (including spouse) living in the household.

**Industry, Occupation, and Class of Worker (I&O) - Current Job (basic data).** For the employed, current job is the job held in the reference week (the week before the survey). Persons with two or more jobs are classified in the job at which they worked the most hours during the reference week. The unemployed are classified according to their latest full-time job lasting two or more weeks or by the job (either full-time or part-time). The I & O questions are also asked of persons not in the labor force who are in the fourth and eighth months in sample and who have worked in the last five years. The occupation/industry classification system for the 1990 Census of Population was used to code CPS data beginning with the January 1992 file.

**Industry, Occupation, and Class of Worker-Longest Job (supplement data).** Longest job applies to the job held longest during the preceding year for persons who worked that year, without regard to their current employment status.

Subject	Character Position		
	Current or Most Recent Full-Time Job	Longest Job Last Year (Work Experience)	
Industry	3 digit detailed	P 49-51	P 151-153
	2-digit detailed (Recode)	P 52-53	P 322-323
Occupation	Major Group Recode	N/A	P 316-317
	3-digit detailed	P 56-58	P 154-156
	2-digit detailed (Recode)	P 54-55	P 318-319
Class of Worker	Major Group recode	N/A	P 320-321
		P 59	P 314

**Job Seekers.** All unemployed persons who made specific efforts to find a job sometime during the 4-week period preceding the survey week.

**Keeping House.** Persons are classified as keeping house if they engage in own housework. This is one of the "not in labor force" classifications--employment status recode (ESR) = 4.

**LFSR (Labor Force Status Recode).** This classification is available for each civilian 15 years old and over according to his/her responses to the monthly (basic) labor force items in March.

**Labor Force.** Persons are classified as in the labor force if they are employed, unemployed, or in the Armed Forces during the survey week. The "civilian labor force" includes all civilians classified as employed or unemployed. The file includes labor force data for civilians age 15 and over. However, the official definition of the civilian labor force is age 16 and over.

1. **Employed.** Employed persons comprise (1) all civilians who, during the survey week, do any work at all as paid employees or in their own business or profession, or on their own farm, or who work 15 hours or more as unpaid workers on a farm in a business operated by a member of the family; and (2) all those who have jobs but who are not working because of illness, bad weather, vacation, or labor-management dispute, or because they are taking time off for personal reasons, whether or not they are seeking other jobs. These persons would have a Labor Force Status Recode (LFSR) of 1 or 2 respectively in character 198 of the person record which designates "at work"

and "with a job, but not at work." Each employed person is counted only once. Those persons who held more than one job are counted in the job at which they worked the greatest number of hours during the survey week. If they worked an equal number of hours at more than one job, they are counted at the job they held the longest.

2. **Unemployed.** Unemployed persons are those civilians who, during the survey week, have no employment but are available for work, and (1) have engaged in any specific job seeking activity within the past 4 weeks such as registering at a public or private employment office, meeting with prospective employers, checking with friends or relatives, placing or answering advertisements, writing letters of application, or being on a union or professional register; (2) are waiting to be called back to a job from which they had been laid off; or (3) are waiting to report to a new wage or salary job within 30 days. These persons would have an LFSR code of 3 or 4 in character 198 of the person record. The unemployed includes job leavers, job losers, new job entrants, and job reentrants.
  - a. **Job Leavers.** Persons who quit or otherwise terminate their employment voluntarily and immediately begin looking for work.
  - b. **Job Losers.** Persons whose employment ends involuntarily, who immediately begin looking for work, and those persons who are already on layoff.
  - c. **New Job Entrants.** Persons who never worked at a full-time job lasting two weeks or longer.
  - d. **Job Reentrants.** Persons who previously worked at a full-time job lasting two weeks or longer but are out of the labor force prior to beginning to look for work.
3. **Not in Labor Force.** All civilians 15 years old and over who are not classified as employed or unemployed. These persons are further classified as major activity: keeping house, going to school, unable to work because of long-term physical or mental illness, and other. The "other" group includes, for the most part, retired persons. Persons who report doing unpaid work in a family farm or business for less than 15 hours are also classified as not in the labor force.

For persons not in the labor force, data on previous work experience, intentions to seek work again, desire for a job at the time of interview, and reasons for not looking for work are asked only in those households that are in the fourth and eighth months of the sample, i.e., the "outgoing" groups, those which had been in the sample for three previous months and would not be in for the subsequent month.

These items are asked in question 24; see the questionnaire facsimile. Such persons have an LFSR code of 5-7 in character 198 of the person record.

Finally, it should be noted that the unemployment rate represents the number of persons unemployed as a percent of the civilian labor force 16 years old and over. This measure can also be computed for groups within the labor force classified by sex, age, marital status, race, etc. The job loser, job leaver, reentrant, and new entrant rates are each calculated as a percent of the civilian labor force 16 years old and over; the sum of the rates for the four groups thus equals the total unemployment rate.

**Layoff.** A person who is unemployed but expects to be called back to a specific job. If he/she expects to be called back within 30 days, it is considered a temporary layoff; otherwise, it is an indefinite layoff.

**Level of School Completed/Degree Received.** These data changed beginning with the January 1992 file. A new question, "What is the highest level of school ... has completed or the highest degree ... has received?" replaced the old "Highest grade attended" and "Year completed" questions. The new question provides more accurate data on the degree status of college students. Educational attainment applies only to progress in "regular" school. Such schools include graded public, private, and parochial elementary and high schools (both junior and senior high), colleges, universities, and professional schools, whether day schools or night schools. Thus, regular schooling is that which may advance a person toward an elementary school certificate or high school diploma, or a college, university, or professional school degree. Schooling in other than regular schools is counted only if the credits obtained are regarded as transferable to a school in the regular school system.

**Looking for Work.** A person who is trying to get work or trying to establish a business or profession.

**Marital Status.** The marital status classification identifies four major categories: single (never married), married, widowed, and divorced. These terms refer to the marital status at the time of enumeration.

The category "married" is further divided into "married, civilian spouse present," "married, Armed Force spouse present," "married, spouse absent," "married, Armed Force spouse absent," and "separated." A person is classified as "married, spouse present" if the husband or wife is reported as a member of the household even though he or she may be temporarily absent on business or on vacation, visiting, in a hospital, etc., at the time of the enumeration. Persons reported as "separated" included those with legal separations, those living apart with intentions of obtaining a divorce, and other persons permanently or temporarily estranged from their spouses because of marital discord.

For the purpose of this file, the group "other marital status" includes "widowed and divorced," "separated," and "other married, spouse absent."

**Month-In-Sample.** The term is defined as the number of times a unit is interviewed. Each unit is interviewed eight times during the life of the sample.

**Never Worked.** A person who has never held a full-time civilian job lasting two consecutive weeks or more.

**Nonfamily Householder.** A nonfamily householder (formerly called a primary individual) is a person maintaining a household while living alone or with nonrelatives only.

**Nonworker.** A person who does not do any work in the calendar year preceding the survey.

**Nonrelative of Householder With No Own Relatives in Household.** A nonrelative of the householder who has no relative(s) of his own in the household. This category includes such nonrelatives as a foster child, a ward, a lodger, a servant, or a hired hand, who has no relatives of his own living with him in the household.

**Nonrelative of Householder With Own Relatives (Including Spouse) in Household.** Any household member who is not related to the householder but has relatives of his own in the household; for example, a lodger, his spouse, and their son.

**Other Relative of Householder.** Any relative of the householder other than his spouse or child; for example, father, mother, grandson, daughter-in-law, etc.

**Own Child.** A child related by birth, marriage, or adoption to the family householder.

**Part-Time, Economic Reasons.** The item includes slack work, material shortages, repairs to plant or equipment, start or termination of job during the week, and inability to find full-time work. (See also Full-Time Worker.)

**Part-Time Other Reasons.** The item includes labor dispute, bad weather, own illness, vacation, demands of home housework, school, no desire for full-time work, and full-time worker only during peak season.

**Part-Time Work.** Persons who work between 1 and 34 hours are designated as working "part-time" in the current job held during the reference week. For the March supplement, a person is classified as having worked part-time during the preceding calendar year if he worked less than 35 hours per week in a majority of the weeks in which he worked during the year. Conversely, he is classified as having worked full-time if he worked 35 hours or more per week during a majority of the weeks in which he worked.

**Part-Year Work.** Part-year work is classified as less than 50 weeks' work.

**Population Coverage.** Population coverage includes the civilian population of the United States plus approximately 820,000 members of the Armed Forces in the United States living off post or with their families on post but excludes all other members of the Armed Forces. This file excludes inmates of institutions. The labor force and work experience data are not collected for Armed Forces members.

**Race.** The population is divided into three groups on the basis of race: White, Black, and Other races. The last category includes Indians, Japanese, Chinese, and any other race except White and Black. In most of the published tables, "Other Races" are shown in total population.

**Reentrants.** Persons who previously worked at a full-time job lasting two weeks or longer but who are out of the labor force prior to beginning to look for work.

**Related Children.** Related children in a family include own children and all other children in the household who are related to the householder by birth, marriage, or adoption. For each type of family unit identified in the CPS, the count of own children under 18 years old is limited to single (never married) children; however, "own children under 25" and "own children of any age," include all children regardless of marital status. The totals include never-married children living away from home in college dormitories.

**Related Subfamily.** A related subfamily is a married couple with or without children, or one parent with one or more own single (never married) children under 18 years old, living in a household and related to, but not including, the householder or spouse. The most common example of a related subfamily is a young married couple sharing the home of the husband's or wife's parents. The number of related subfamilies is not included in the number of families.

**School.** A person who spent most of his time during the survey week attending any kind of public or private school, including trade or vocational schools in which students receive no compensation in money or kind.

**Secondary Individual.** A secondary individual is a person in a household or group quarters such as a guest, roomer, boarder, or resident employee (excluding nonfamily households and inmates of institutions) who is not related to any other person in the household or group quarters.

**Self-Employed.** Self-employed persons are those who work for profit or fees in their own business, profession or trade, or operate a farm.

**Stretches of Unemployment.** A continuous stretch is one that is not interrupted by the person getting a job or leaving the labor market to go to school, to keep house, etc. A period of two weeks or more during which a person is employed or ceased looking for work is considered to break the continuity of the period of seeking work.

**Unable to Work.** A person is classified as unable to work because of long-term physical or mental illness, lasting six months or longer.

**Unemployed.** (See Labor Force.)

**Unpaid Family Workers.** Unpaid family workers are persons working without pay for 15 hours a week or more on a farm or in a business operated by a member of the household to whom they are related by birth or marriage.

**Unrelated Individuals.** Unrelated individuals are persons of any age (other than inmates of institutions) who are not living with any relatives. An unrelated individual may be (1) a nonfamily householder living alone or with nonrelatives only, (2) a roomer, boarder, or resident employee with no relatives in the household, or (3) a group quarters member who has no relatives living with him/her. Thus, a widow who occupies her house alone or with one or more other persons not related to her, a roomer not related to anyone else in the housing unit, a maid living as a member of her employer's household but with no relatives in the household, and a resident staff member in a hospital living apart from any relatives are all examples of unrelated individuals.

**Unrelated Subfamily.** An unrelated subfamily is a family that does not include among its members the householder and relatives of the householder. Members of unrelated subfamilies may include persons such as guests, roomers, boarders, or resident employees and their relatives living in a household. The number of unrelated subfamily members is included in the number of household members but is not included in the count of family members.

Persons living with relatives in group quarters were formerly considered as members of families. However, the number of such unrelated subfamilies became so small (37,000 in 1967) that beginning with the data for 1968 (and beginning with the census data for 1960) the Bureau of the Census includes persons in these unrelated subfamilies in the count of secondary individuals.

**Veteran Status.** If a male served at any time during the four major wars of this century, the code for the most recent wartime service is entered. The following codes are used:

0	Children under 15.
1	Vietnam era
2	Korean
3	WWI
4	WWII
5	Other Service
6	Nonveteran

**Wage and Salary Workers.** Wage and salary workers receive wages, salary, commission, tips, or pay in kind from a private employer or from a governmental unit. Also included are persons who are self-employed in an incorporated business.

**Workers.** (See Labor Force--Employed.)

**Work Experience.** Includes those persons who during the preceding calendar year did any work for pay or profit or worked without pay on a family-operated farm or business at any time during the year, on a part-time or full-time basis.

**Year-Round Full-Time Worker.** A year-round full-time worker is one who usually worked 35 hours or more per week for 50 weeks or more during the preceding calendar year.



## GLOSSARY

### Geographic Concepts

**Geographic Division.** An area composed of contiguous States, with Alaska and Hawaii also included in one of the divisions. (A State is one of the 51 major political units in the United States.) The nine geographic divisions have been largely unchanged for the presentation of summary statistics since the 1910 census.

**Regions.** There are four regions: Northeast, Midwest (formerly North Central), <sup>1</sup> West, and South. States and divisions within regions are presented below.

### NORTHEAST REGION

#### New England Division

Connecticut  
Maine  
Massachusetts  
New Hampshire  
Rhode Island  
Vermont

#### Middle Atlantic Division

New Jersey  
New York  
Pennsylvania

### MIDWEST REGION

#### East North Central Division

Illinois  
Indiana  
Michigan  
Ohio  
Wisconsin

#### West North Central Division

Iowa  
Kansas  
Minnesota  
Missouri  
Nebraska  
North Dakota  
South Dakota

### WEST REGION

#### Mountain Division

Arizona  
Colorado  
Idaho  
Montana  
Nevada  
Utah  
Wyoming

#### Pacific Division

Alaska  
California  
Hawaii  
Oregon  
Washington

---

1. The Midwest Region was designated as the North Central Region until June 1984.

SOUTH REGION

East South Central Division

Alabama  
Kentucky  
Mississippi  
Tennessee

West South Central Division

Arkansas  
Louisiana  
Oklahoma  
Texas

South Atlantic Division

Delaware  
District of Columbia  
Florida  
Georgia  
Maryland  
North Carolina  
South Carolina  
Virginia  
West Virginia



## ATTACHMENT 5

### How to Use the Data Dictionary

The Data Dictionary describes the contents and record layout of the public-use computer tape file. The first line of each data item description gives the data name, size of the data field, and relative begin position of the field.

The next few lines contain descriptive text and any applicable notes. Categorical value codes and labels are given where needed. Comment notes marked by an (\*) are provided throughout.

**Data.** Alphabetic, numeric, and the special characters (- and %). No other special characters are used. It may be a mnemonic such as "H-DAYCMP" or "H-LIVQRT," or a sequential identifier such as "H-INTRV1" or "A-WHYNL1". Data item names are unique throughout the entire file (all 3 record types).

**Size.** Numeric. The size of a data item is given in characters. Indication of implied decimal places is provided in notes.

**Begin.** Numeric. Contains the location in the data record of the first character position of the data item field.

**Decimal.** Numeric. Contains the number of decimal places, where applicable.

The first line of each data item description begins with the character "D" (left-justified, two characters). The "D" flag indicates lines in the data dictionary containing the name, size, and begin position of each data item. This information can be used to help access the data file. The line beginning with the character "U" describes the universe for that item. Lines containing categorical value codes and labels follow next and begin with the character "V". The special character (.) denotes the start of the value labels. Examples of data item descriptions follow:

```
D H-DAYCMP      1      8
    Day interview complete
U All
V      -1 .Blank -
V      1 .Sunday
V      2 .Monday
V      3 .Tuesday
V      4 .Wednesday
V      5 .Thursday
V      6 .Friday
V      7 .Saturday
V      8 .After interview
    .week
```

```
D A-WANTJB      1     171
    Item 24C - Does ... want a regular
    job now, either full or part-time
U NLFROT (I-24)=2
A-WANT JB (I-24C)=1 or 2
V      -1 .Not in universe
V      1 .Yes
V      2 .Maybe-it depends
V      3 .No
V      4 .Don't know
    Item 24D - What are the reasons
    ... is not looking for work
    (Multiple entries possible)
```

```
D A-WHYNL1      1     172
    Believes no work available
V      -1 .Not in universe
V      1 .Entry
```

## Machine-Readable Data Dictionary Layout

Data dictionary lines are 46 characters. The character on the first position determines the type of lines. Each variable may have the following lines:

1. COMMENTS ( " \* " ) lines
2. DATA DICTIONARY ( " D " ); line and DATA DESCRIPTION
3. UNIVERSE ( " U " ) lines
4. VALUE DESCRIPTION lines
5. One blank line at the end

### FORMAT

#### "\*" Line – Comments

- a. " \* " in the first position indicates that this is a comment line. This line can appear any place in the dictionary. It will be used for short comments or to nullify any value codes.
- b. " \*\* " in the first two positions is also comments but it has additional meaning. It indicates this is a block of comments which will be applied to several variables.

#### "D" Line – Data Dictionary

This line contains the following information:

ID	"D"	COL.	1- 1
NAME	Variable name	COL.	3-10
SIZE	Size of data field	COL.	14-15
BEGIN	Begin position of data field	COL.	19-22
CATEGORY VALUE	Range of Values in parentheses	COL.	26-46

Text describing the variable will follow this "D" line. Use COL. 6-4 and repeat as many lines as necessary.

#### "U" Line – Universe Definition

This line contains the universe definition. Use COL. 3-46 and repeat as many lines as necessary.

ID	" U "	COL.	1- 1
DESCRIPTION	Universe description	COL.	3-46

(For continuation use COL. 3-46 and repeat as many lines as necessary.)

#### "V" Line – Value Definition

ID	" V "	COL.	1- 1
VALUE	Value code-right justified	COL.	3-12
	" "	COL.	14
DESCRIPTION	Value description	COL.	15-46

Repeat COL. 14-46 format for continued value description.)

## ATTACHMENT 6

### Current Population Survey Adult's Interview Data Dictionary

DATA	SIZE	BEGIN	DATA	SIZE	BEGIN
D H\$PAD1	1	1	D H-FARM	1	11
D H\$PAD2	1	2	Farm def'n - edited using urban/rural code		
D H-MONTH	2	3	U All		From MST and CPS-1 Items 5A and 5B
Month of survey			V	1	.Nonfarm
U All			V	2	.Farm
V	01-12	.Month	D H-TYPINT	1	12
D H-YEAR	1	5	Item 13 - Type interview		
Year of survey - last digit			U All		
U All			V	-1	.Blank or impossible
V	0-9	.Last digit of year	V	1	.Noninterview
D H-HHNUM	1	6	V	2	.Personal
Household number			V	3	.Tel. - regular
U All			V	4	.Tel. - callback
V	-1	.Blank	V	5	.ICR filled
V	1-8	.Household number	D H-RESPNM	1	13
D H-CPSCHK	1	7	Item 12 - Line no. HHLd resp.		
Item 1 - Interviewer check item			U All		
U All			V	-1	.Blank or impossible
V	-1	.Blank	V	1-6	.Line no.
V	1	.Only CPS-1 for household	V	7	.Non HHLd resp.
V	2	.First CPS-1 of continuation household	D H-AREASN	1	14
V	3	.Second CPS-1 of continuation household	Item 14 - Reason for type A		
V	4	.Third, fourth, etc. CPS-1	U H-HHTYPE=2		
D H-DAYCMP	1	8	V	-1	.Not in universe
Day interview complete			V	1	.No one home
U All			V	2	.Temporarily absent
V	-1	.Blank	V	3	.Refused
V	1	.Sunday	V	4	.Other - occ.
V	2	.Monday	D H-ARACE	1	15
V	3	.Tuesday	Item 14 - Race for type A		
V	4	.Wednesday	U H-HHTYPE=2		
V	5	.Thursday	V	-1	.Not in universe
V	6	.Friday	V	1	.White
V	7	.Saturday	V	2	.Black
V	8	.After interview week	V	3	.Other
D H-LIVQRT	2	9	D H-TYPEBC	2	16
Item 4 - Type of living quarters (Recode)			Item 15 - Type B/C		
U All			U H-HHTYPE=3		
Housing unit			V	-1	.Not in universe
V	01	.House, apt., flat	Type B		
V	02	.HU in nontransient hotel, etc.	V	01	.Vacant - regular
V	03	.HU, perm., in trans. hotel, motel etc.	V	02	.Vacant - storage of HHLd furniture
V	04	.HU in rooming house	V	03	.Temp occ. by persons with URE
V	05	.Mobile home or trailer with no permanent room added	V	04	.Unfit or to be demolished
V	06	.Mobile home or trailer with 1 or more perm. rooms added	V	05	.Under construction, not ready
V	07	.HU not specified above	V	06	.Converted to temp. business or storage
Other unit			V	07	.Occ. by AF members or persons under 15
V	08	.Otrs not HU in rooming or boarding house	V	08	.Unocc. tent or trailer site
V	09	.Unit not perm. in trans. hotel, motel, etc.	V	09	.Permit granted, construction not started
V	10	.Tent or trailer site	V	10	.Other
V	11	.Student quarters in college dormitory	Type C		
V	12	.Other not HU	V	11	.Demolished
			V	12	.House or trailer moved
			V	13	.Outside segment
			V	14	.Converted to perm. business or storage

CURRENT POPULATION SURVEY - ADULT'S INTERVIEW

DATA SIZE BEGIN

V 15 .Merged  
V 16 .Condemned  
V 17 .Built after April 1, 1980  
V 18 .Unused line of listing sheet  
V 19 .Other

D H-SEASON 1 18  
Item 16 - Seasonal status

U H-TYPEBC=1-3  
V -1 .Not in universe  
V 1 .Year round  
V 2 .By migratory workers  
V 3 .Seasonally

D H-OCCINT 1 19  
Item 17 - This unit is intended for  
occupancy

U H-SEASON=2 or 3 and H-LIVQRT=1-7  
V -1 .Not in universe  
V 1 .Summers only  
V 2 .Winters only  
V 3 .Other

D H-INTRV1 2 20  
Interviewer code  
Blank or impossible in any digit  
interviewer code A00-M99 excluding IXX

V -1 .Blank  
V 00 .A  
V 01 .B  
V 02 .C  
V 03 .D  
V 04 .E  
V 05 .F  
V 06 .G  
V 07 .H  
V 08 .J  
V 09 .K  
V 10 .L  
V 11 .M  
V 12 .N  
V 13 .P  
V 14 .Q  
V 15 .R  
V 16 .S  
V 17 .T  
V 18 .U  
V 19 .V  
V 20 .W  
V 21 .X  
V 22 .Y  
V 23 .Z

D H-INTRV2 1 22  
Interviewer Code - digit 2

V -1 .Blank  
V 0-9 .Interviewer code digit 2

D H-INTRV3 1 23  
Interviewer Code - digit 3

V -1 .Blank  
V 0-9 .Interviewer code digit 3

D H-STATUS 1 24  
Item 27B - HHLN status change -  
replacement household

U All  
V -1 .Blank  
V 1 .Yes  
V 2 .No

DATA SIZE BEGIN

D H-TENURE 1 25  
Tenure

U All  
V -1 .Not in universe  
V 1 .Owned or being bought  
V 2 .Rent  
V 3 .No cash rent

D H-FAMINC 2 26  
Family income  
Note: If a nonfamily household  
(H-FAMIND=0), income includes only  
that of householder.

U All  
V -1 .Not in universe  
V 0 .Less than \$5,000  
V 1 . \$5,000 to \$7,499  
V 2 . \$7,500 to \$9,999  
V 3 . \$10,000 to \$12,499  
V 4 . \$12,500 to \$14,999  
V 5 . \$15,000 to \$19,999  
V 6 . \$20,000 to \$24,999  
V 7 . \$25,000 to \$29,999  
V 8 . \$30,000 to \$34,999  
V 9 . \$35,000 to \$39,999  
V 10 . \$40,000 to \$49,999  
V 11 . \$50,000 to \$59,000  
V 12 . \$60,000 to \$74,999  
V 13 . \$75,000 and Over  
V 19 .Not answered

D H-TELHHD 1 28  
Telephone in household

U All (March, July, Nov. only)  
V -1 .Not in universe (noninterview)  
V 1 .Yes  
V 2 .No

D H-TELAVL 1 29  
Telephone available

U H-TELHHD=2 (March, July, Nov. only)  
V -1 .Not in universe  
V 1 .Yes  
V 2 .No

D H-TELINT 1 30  
Telephone interview acceptable

U H-TELHHD=1 or H-TELAVL=1 (March, July,  
Nov. only)  
V -1 .Not in universe  
V 1 .Yes  
V 2 .No

D H-PRSCNT 1 31  
Item 30 - Number of contacts - actual  
and attempted -- personal

U March, July, Nov. only  
V -1 .Blank  
V 1-6 .# of personal contacts  
V .(6 = 6+)

D H-TELCNT 1 32  
Item 30 - Number of contacts - actual  
and attempted -- telephone

U March, July, Nov. only  
V -1 .Blank  
V 1-9 .# of telephone contacts  
V .(9 = 9+)

DATA DICTIONARY

DATA SIZE BEGIN  
 D H-TIMINT 1 33  
 Item 31 - Time of interview  
 U March, July, Nov. only  
 V -1 .Blank  
 V 1 .Midnight to 6 A.M.  
 V 2 .6 to 9 A.M.  
 V 3 .9 A.m. to noon  
 V 4 .Noon to 3 P.M.  
 V 5 .3 to 6 P.M.  
 V 6 .6 to 9 P.M.  
 V 7 .9 P.M. to midnight

\*\*\*\*\*  
 \* Household recodes \*

D H-HHTYPE 1 34  
 Type of household  
 U All  
 V 1 .Interview  
 V 2 .Type A non-interview  
 V 3 .Type B/C non-interview

D H-MIS 1 35  
 Month in sample  
 U All  
 V 1-8 .Month in sample

D H-NUMPER 2 36  
 Number of persons in household  
 U All  
 V 00 .Noninterview household  
 V 1-39 .Number of persons in HHL

D H-TYPE 1 38  
 Household type  
 U All  
 V 0 .Non-interview household  
 V 1 .Husband/wife primary family  
 V .(neither husband or wife in  
 V .Armed Forces)  
 V 2 .Husband/wife primary family  
 V .(husband and/or wife in armed  
 V .forces)  
 V 3 .Unmarried civilian male  
 V .primary family householder  
 V 4 .Unmarried civilian female  
 V .primary family householder  
 V 5 .Primary family household -  
 V .reference person in  
 V .Armed Forces and unmarried  
 V 6 .Civilian male primary  
 V .individual  
 V 7 .Civilian female primary  
 V .individual  
 V 8 .Primary individual household -  
 V .reference person in Armed Forces  
 V 9 .Group quarters

D H-TYPERP 1 39  
 Type of reference person  
 U H-HHTYPE=1  
 V 0 .Not in universe  
 V 1 .Civilian  
 V 2 .Armed Forces  
 V 3 .Group quarters

D H-NUMFAM 2 40  
 Number of families in HHL  
 U H-HHTYPE=1  
 V 00 .Not in universe  
 V 00-39 .Number of families

DATA SIZE BEGIN  
 D H-HHDSEQ 2 42  
 Householder sequence number  
 (reference person)  
 (Will be first adult record for  
 group quarters)  
 U H-HHTYPE=1  
 V 00 .Not in universe  
 V 01-39 .Sequence number  
 D H-MSTIND 5 44  
 Master segment tape index  
 Unique segment identifier  
 D H-HHWGT 9 49 2  
 Household weight (2 implied  
 decimal places)  
 Final household weight equivalent to  
 the weight of the wife in husband-wife  
 households and the reference person  
 in all other households

\*\*\*\*\*  
 \* Allocation flags \*

D H%TENURE 1 58  
 V 0 .No change  
 V 1 .Value to blank  
 V 4 .Allocated

D H%FAMINC 1 59  
 V 0 .No change  
 V 2 .Blank to value  
 V 6 .Refusal to value, allocated,  
 V .no error

D H%ARACE 1 60  
 V 0 .No change  
 V 1 .Value to blank  
 V 4 .Allocated

D H%CPSCCHK 1 61  
 V 0 .No change  
 V 2 .Blank to value

D H%DAYCMP 1 62  
 V 0 .No change  
 V 2 .Blank to value

D H%HHNUM 1 63  
 V 0 .No change  
 V 2 .Blank to value  
 V 8 .Blank to NA - error

D H%INTRV 1 64  
 V 0 .No change  
 V 2 .Blank to value

D H%LIVQRT 1 65  
 V 0 .No change  
 V 4 .Allocated  
 V 7 .Blank to NA - no error

D H%OCCINT 1 66  
 V 0 .No change  
 V 1 .Value to blank  
 V 4 .Allocated

D H%RESPNM 1 67  
 V 0 .No change  
 V 2 .Blank to value



CURRENT POPULATION SURVEY - ADULT'S INTERVIEW

DATA SIZE BEGIN

D H%SEASON 1 68  
V 0 .No change  
V 1 .Value to blank  
V 4 .Allocated

D H%STATUS 1 69  
V 0 .No change  
V 1 .Value to blank  
V 2 .Blank to value  
V 3 .Value to value  
V 8 .Blank to NA - error

D H%AREASN 1 70  
V 0 .No change  
V 1 .Value to blank

D H%TYPEBC 1 71  
V 0 .No change  
V 1 .Value to blank

D H%TELHHD 1 72  
V 0 .No change  
V 1 .Value to blank  
V 4 .Allocated

D H%TELAVL 1 73  
V 0 .No change  
V 1 .Value to blank  
V 4 .Allocated

D H%TELINT 1 74  
V 0 .No change  
V 1 .Value to blank  
V 4 .Allocated

D H%PRSCNT 1 75  
V 0 .No change  
V 2 .Blank to value

D H%TIMINT 1 76  
V 0 .No change  
V 2 .Blank to value

D H%TELCNT 1 77  
V 0 .No change  
V 7 .Blank to NA - no error

\*\*\*\*\*  
\* Master Segment Tape (M.S.T.) items \*  
\* for M.S.T. variables whose ranges are \*  
\* not defined here, see geographic \*  
\* appendix to this DDL. \*  
\*\*\*\*\*

D HG-REG 1 78  
Region  
V 1 .Northeast  
V 2 .Midwest  
V 3 .South  
V 4 .West

D HG-ST60 2 79  
1960 Census state code (first  
digit = geog. division code)  
Northeast Region (Region 1)  
New England Division (Div. 1)  
V 11 .Maine  
V 12 .New Hampshire  
V 13 .Vermont  
V 14 .Massachusetts  
V 15 .Rhode Island  
V 16 .Connecticut

DATA SIZE BEGIN

Middle Atlantic Division (Div. 2)  
V 21 .New York  
V 22 .New Jersey  
V 23 .Pennsylvania

Midwest Region (Region 2)  
East North Central Division (Div. 3)  
V 31 .Ohio  
V 32 .Indiana  
V 33 .Illinois  
V 34 .Michigan  
V 35 .Wisconsin

West North Central Division (Div. 4)  
V 41 .Minnesota  
V 42 .Iowa  
V 43 .Missouri  
V 44 .North Dakota  
V 45 .South Dakota  
V 46 .Nebraska  
V 47 .Kansas

South Region (Region 3)  
South Atlantic Division (Div. 5)  
V 51 .Delaware  
V 52 .Maryland  
V 53 .District of Columbia  
V 54 .Virginia  
V 55 .West Virginia  
V 56 .North Carolina  
V 57 .South Carolina  
V 58 .Georgia  
V 59 .Florida

East South Central Division (Div. 6)  
V 61 .Kentucky  
V 62 .Tennessee  
V 63 .Alabama  
V 64 .Mississippi

West South Central Division (Div. 7)  
V 71 .Arkansas  
V 72 .Louisiana  
V 73 .Oklahoma  
V 74 .Texas

West Region (Region 4)  
Mountain Division (Div. 8)  
V 81 .Montana  
V 82 .Idaho  
V 83 .Wyoming  
V 84 .Colorado  
V 85 .New Mexico  
V 86 .Arizona  
V 87 .Utah  
V 88 .Nevada

Pacific Division (Div. 9)  
V 91 .Washington  
V 92 .Oregon  
V 93 .California  
V 94 .Alaska  
V 95 .Hawaii

D HG-STRN 2 81  
1980 State rank  
(See Geographic Appendix)

D HG-FIPS 2 83  
FIPS State code  
(See Geographic Appendix)

D HG-MSAS 1 85  
MSA status  
V 1 .In MSA, in CC  
V 2 .In MSA, not in CC  
V 3 .Not in MSA  
V 4 .Not identified

DATA DICTIONARY

DATA SIZE BEGIN

D HG-MSAC 4 86  
MSA or PMSA FIPS code

V 0000 .Not MSA/PMSA, not identified

V 0040-9340 .MST/PMSA code  
(See Geographic Appendix)

D HG-PMSA 2 90  
PMSA rank

V 00 .Not a PMSA, not identified

V 01-12 .Ranking of PMSA within its CMSA  
(See Geographic Appendix)

D HG-MSAR 3 92  
MSA or CMSA rank

V 000 .Not an MSA, not identified

V 001-252 .Ranking of MSAs or CMSAs by  
.population  
(See Geographic Appendix)

D HG-MSSZ 2 95  
MSA size

First character -- padding

Second character -- pop. size MSA/CMSA

V 1 .Not identified, not an MSA

V 2 .100,000 - 249,999

V 3 .250,000 - 499,999

V 4 .500,000 - 999,999

V 5 .1 million - 2,499,999

V 6 .2.5 million - 4,999,999

V 7 .5 million - 9,999,999

V 8 .10 million or more

D HG-CMSA 2 97

V 00 .Not in CMSA, not identified

V 07-91 .CMSA code  
(See Geographic Appendix)

D H-METSTA 1 99

V 1 .Metropolitan

V 2 .Nonmetropolitan

V 3 .Not identified

D H-INDVCC 1 100  
Individual central city identifier  
(See Geographic Appendix)

D H-RECTYP 1 101

V 1 .Interviewed adult

V 2 .Type A noninterview

V 3 .Type B/C noninterview

V 4 .Armed Forces record

V 5 .Childrens record

D H-ID 12 102  
Unique household identifier

D A-LINENO 2 114  
Item 18A - Line number

U All

V 01-39 .Line number

D A-RRP 2 116  
Item 18B - Relationship to  
reference person

U All

V 1 .Reference person with other  
.relatives in HHLd

V 2 .Reference person with no other  
.relatives in HHLd

V 3 .Husband

V 4 .Wife

V 5 .Own child

V 6 .Parent

V 7 .Brother/sister

DATA SIZE BEGIN

V 8 .Other Relative of Reference  
.person

V 9 .Non-relative of reference  
.person with own relatives in HHLd

V 10 .Non-relative of reference  
.person-no own relatives in HHLd

D A-PARENT 2 118  
Item 18C - Parent's line number

U All

V 00 .None

V 01-39 .Parent's line number

D A-AGE 2 120  
Item 18D - Age

U All

V 15-90 .Adult age (Age topcoded  
.at 90)

D A-MARITL 1 122  
Item 18E - Marital status

U All

V 1 .Married - civilian spouse  
.present

V 2 .Married - AF spouse present

V 3 .Married - spouse absent  
(Exc. separated)

V 4 .Widowed

V 5 .Divorced

V 6 .Separated

V 7 .Never married

D A-SPOUSE 2 123  
Item 18F - Spouse's line number

U All

V 00 .None

V 01-39 .Spouse's line number

D A-SEX 1 125  
Item 18G - Sex

U All

V 1 .Male

V 2 .Female

D A-VET 1 126  
Item 18G - Veteran status

U All

V 1 .Vietnam era

V 2 .Korean War

V 3 .World War II

V 4 .World War I

V 5 .Other service

V 6 .Nonveteran

D A-HGA 2 127  
Item 18H - Educational attainment

U All

V 00 .None

V 31 .Less than 1st grade

V 32 .1st, 2nd, 3rd, or 4th grade

V 33 .5th or 6th grade

V 34 .7th or 8th grade

V 35 .9th grade

V 36 .10th grade

V 37 .11th grade

V 38 .12th grade-no diploma

V 39 .High school graduate-diploma,  
.GED, etc.

V 40 .Some college but not degree

V 41 .Associate's degree in college-  
.occupational/vocational program

V 42 .Associate's degree in college-  
.academic program

V 43 .Bachelor's degree in college-BA,  
.BS, AB, etc.

CURRENT POPULATION SURVEY - ADULT'S INTERVIEW

DATA	SIZE	BEGIN	DATA	SIZE	BEGIN
V	44	.Master's degree-MA, MS, MBA, . etc.	V	6	.Could find only part time work
V	45	.Professional school degree-MD, .DDS, DVM, etc.	V	7	.Holiday
V	46	.Doctorate degree-PhD, EdD, etc.	V	8	.Labor dispute
D PADDING	1	129	V	9	.Bad weather
D A-RACE	1	130	V	10	.Own illness
Item 18J - Race			V	11	.On vacation
U All			V	12	.Too busy with house, school, .etc.
V	1	.White	V	13	.Did not want full time work
V	2	.Black	V	14	.Full-time work weeks < 35 hrs
V	3	.Amer Indian, Aleut Eskimo	V	15	.Other
V	4	.Asian or Pacific Island	D A-LOSTIM	1	139
V	5	.Other	Item 20D - Did ... lose any time or take any time off last week for any reason such as illness, holiday or slack work		
D A-MAJACT	1	131	U A-HRSCHK (I-20B)=3		
Item 19 - What was ... doing most of last week			V	-1	.Not in universe
U All			V	1	.Yes
V	1	.Working	V	2	.No
V	2	.With job but not at work	D A-OVRTIM	1	140
V	3	.Looking for work	Item 20E - Did ... work any overtime or at more than one job last week		
V	4	.Keeping house	U A-LOSTIM (I-20D)=2		
V	5	.Going to school	V	-1	.Not in universe
V	6	.Unable to work	V	1	.Yes
V	7	.Retired	V	2	.No
V	8	.Other	D A-JOBABS	1	141
D A-ANYWK	1	132	Item 21 - Did ... have a job or business from which he/she was temporarily absent or on layoff last week		
Item 20 - Did ... do any work at all last week, not counting work around the house			U A-ANYWK (I-20)=2		
U A-MAJACT (I-19)=2,3,4,5,7 or 8 (NE 1,6)			V	-1	.Not in universe
V	-1	.Not in universe	V	1	.Yes
V	1	.Yes	V	2	.No
V	2	.No	D A-WHYABS	1	142
D A-HRS1	2	133	Item 21A - Why was ... absent from work last week		
Item 20a - How many hours did ... work last week at all jobs			U A-JOBABS (I-21)=1		
U A-MAJACT (I-19)=1 or A-ANYWK (I-20)=Yes			V	-1	.Not in universe
V	-1	.Not in universe	V	1	.Own illness
V	00:99	.Number of hours	V	2	.On vacation
D A-HRSCHK	1	135	V	3	.Bad weather
Item 20B - Interviewer check of item 20A			V	4	.Labor dispute
U Same as A-HRS1 (I-20A)			V	5	.New job to begin within .30 days
V	-1	.Not in universe	V	6	.Temporary layoff (Under 30 days)
V	1	.49+	V	7	.Indefinite layoff (30 days or .more)
V	2	.1-34	V	8	.Other
V	3	.35-48	D A-PAYABS	1	143
D A-USLFT	1	136	Item 21B - Is ... receiving wages or salary for any of the time off last week		
U A-HRSCHK (I-20B)=2			U A-WHYABS (I-21A)=1-4,8		
Item 20C - Does ... usually work 35 hours or more a week at this job (Part 1)			V	-1	.Not in universe
V	-1	.Not in universe	V	1	.Yes
V	1	.Yes	V	2	.No
V	2	.No	V	3	.Self-employed
D A-FTREAS	2	137	D A-FTABS	1	144
Item 20C - Does ... usually work 35 Hours or more a week at this job (Part 2)			Item 21C - Does ... usually work 35 hours or more a week at this job		
U A-HRSCHK (I-20B)=2			U A-WHYABS (I-21A)=1-4,8		
V	-1	.Not in universe	V	-1	.Not in universe
V	1	.Slack work	V	1	.Yes
V	2	.Material shortage	V	2	.No
V	3	.Plant or machine repair	D A-FTABS	1	144
V	4	.New job started during week	Item 21C - Does ... usually work 35 hours or more a week at this job		
V	5	.Job terminated during week	U A-WHYABS (I-21A)=1-4,8		

DATA DICTIONARY

DATA            SIZE   BEGIN

D A-LKWK        1     145  
           Item 22 - Has ... been looking for  
           work during the past 4 weeks  
 U A-JOBABS (I-21)=2  
 V            -1 .Not in universe  
 V            1 .Yes  
 V            2 .No

\*\*\*\*\*  
 \*   Item 22A - What has ... been doing in \*  
 \*   the last 4 weeks to find work        \*  
 \*   Method use - Multiple entries possible\*  
 \*\*\*\*\*

D A-MTHD1       1     146  
           Checked with public employment agency  
 U A-LKWK (I-22)=1  
 V            -1 .Not in universe  
 V            1 .Entry

D A-MTHD2       1     147  
           Checked with private employment agency  
 U A-LKWK (I-22)=1  
 V            -1 .Not in universe  
 V            1 .Entry

D A-MTHD3       1     148  
           Checked with employer directly  
 U A-LKWK (I-22)=1  
 V            -1 .Not in universe  
 V            1 .Entry

D A-MTHD4       1     149  
           Checked with friends or relatives  
 U A-LKWK (I-22)=1  
 V            -1 .Not in universe  
 V            1 .Entry

D A-MTHD5       1     150  
           Placed or answered ads  
 U A-LKWK (I-22)=1  
 V            -1 .Not in universe  
 V            1 .Entry

D A-MTHD6       1     151  
           Nothing  
 U A-LKWK (I-22)=1  
 V            -1 .Not in universe  
 V            1 .Entry

D A-MTHD7       1     152  
           Other  
 U A-LKWK (I-22)=1  
 V            -1 .Not in universe  
 V            1 .Entry

D A-WHYLK       1     153  
           Item 22B - Why did ... start looking  
           for work was it because ...  
 U A-LKWK (I-22)=1 or A-WHYABS (I-21A)=5  
 V            -1 .Not in universe  
 V            1 .Lost job  
 V            2 .Quit job  
 V            3 .Left school  
 V            4 .Wanted temporary work  
 V            5 .Change in home or family  
           responsibilities  
 V            6 .Left military service  
 V            7 .Other

DATA            SIZE   BEGIN

D A-WKSLK       2     154  
           Item 22C - 1) How many weeks has ...  
           been looking for work 2) how many  
           weeks ago did ... start looking  
           3) how many weeks ago was ...  
           laid off  
 U A-WHYLK (I-22B)=ENTRY or A-WHYABS  
           (I-21A)=6 or 7  
 V            -1 .Not in universe  
 V            00-99 .Entry

D A-LKFTPT      1     156  
           Item 22D - Has ... been looking for  
           full-time or part-time work  
 U Same as A-WKSLK (I-22C)  
 V            -1 .Not in universe  
 V            1 .Full-time  
 V            2 .Part-time

D A-AVAIL       1     157  
           Item 22E1 - Could ... have taken a  
           job if one had been offered  
 U Same as A-WKSLK (I-22C)  
 V            -1 .Not in universe  
 V            1 .Yes  
 V            2 .No

D A-WHYNA       1     158  
           Item 22E2 - Why not  
 U A-AVAIL (I-22E1)=2  
 V            -1 .Not in universe  
 V            1 .Already has a job  
 V            2 .Temporary illness  
 V            3 .Going to school  
 V            4 .Other

D A-WHENLJ      1     159  
           Item 22F - When did ... last work at a  
           full-time job or business lasting 2  
           consecutive weeks or more  
 U Same as A-WKSLK (I-22C)  
 V            -1 .Not in universe  
 V            1 .In last 12 months  
 V            2 .1-5 years ago  
 V            3 .More than 5 years ago  
 V            4 .Never worked full time 2  
           weeks or more  
 V            5 .Never worked at all

D A-IND          3     160  
           Item 23B - Industry  
 U A-CLSWKR=1-7  
 V            -1 .Not in universe  
 V            000 .Old not in universe  
 V            002-992 .Legal code

\*\*\*\*\*  
 \*   See industry and occupation code        \*  
 \*   appendix for list of legal codes       \*  
 \*\*\*\*\*

D A-OCC          3     163  
           Item 23C - Occupation  
 U A-CLSWKR=1-7  
 V            -1 .Not in universe  
 V            000 .Old not in universe  
 V            003:993 .Legal code

CURRENT POPULATION SURVEY - ADULT'S INTERVIEW

DATA SIZE BEGIN

D A-CLSWKR 1 166  
 Item 23E - Class of worker  
 U A-LFSR=1-4 or A-LFSR=5-7 and A-NLFR0T=2  
 and A-NLFLJ=1-5  
 V -1 .Not in universe  
 V 1 .Private  
 V 2 .Federal government  
 V 3 .State government  
 V 4 .Local government  
 V 5 .Self-employed-incorporated  
 V 6 .Self-employed-not incorporated  
 V 7 .Without pay  
 V 8 .Never worked

D A-CHKWJ 1 167  
 Item 23F - Interviewer check item  
 U A-CLSWKR (I-23E)=ENTRY  
 V -1 .Not in universe  
 V 1 .Entry (or NA) in I20A and P,F,S  
 .or L in I23E  
 V 2 .Entry (or NA) in I23B and P,F,S  
 .or L in I23E  
 V 3 .All other cases

D A-NLFR0T 1 168  
 Item 24 - Interviewer check item -  
 first digit of segment #  
 U A-LKWK (I-22)=2  
 V -1 .Not in universe  
 V 1 .Continuing rotations  
 V 2 .Outgoing rotations

D A-NLFLJ 1 169  
 Item 24A - When did ... last work  
 for pay at a regular job or business,  
 either full-time or part-time  
 U A-NLFR0T (I-24)=2  
 V -1 .Not in universe  
 V 1 .Within past 12 months  
 V 2 .1 Up to 2 years ago  
 V 3 .2 Up to 3 years ago  
 V 4 .3 Up to 4 years ago  
 V 5 .4 Up to 5 years ago  
 V 6 .5 or more years ago  
 V 7 .Never worked

D A-WHYLFT 1 170  
 Item 24B - Why did ... leave that job  
 U A-NLFLJ (I-24A)=1-5  
 V -1 .Not in universe  
 V 1 .Personal, family or school  
 V 2 .Health  
 V 3 .Retirement or old age  
 V 4 .Seasonal job completed  
 V 5 .Slack work or business  
 .conditions  
 V 6 .Temporary nonseasonal job  
 .completed  
 V 7 .Unsatisfactory work arrangements  
 V 8 .Other

D A-WANTJB 1 171  
 Item 24C - Does ... want a regular  
 job now, either full or part-time  
 U A-NLFR0T (I-24)=2  
 V -1 .Not in universe  
 V 1 .Yes  
 V 2 .Maybe-it depends  
 V 3 .No  
 V 4 .Don't know

DATA SIZE BEGIN

\*\*\*\*\*  
 \* Item24D - What are the reasons ... is \*  
 \* not looking for work \*  
 \* (Multiple entries possible)  
 \*\*\*\*\*

D A-WHYNL1 1 172  
 Believes no work available  
 U A-WANTJB (I-24C)=1 or 2  
 V -1 .Not in universe  
 V 1 .Entry

D A-WHYNL2 1 173  
 Couldn't find any work  
 U A-WANTJB (I-24C)=1 or 2  
 V -1 .Not in universe  
 V 1 .Entry

D A-WHYNL3 1 174  
 Lacks nec. schooling, etc.  
 U A-WANTJB (I-24C)=1 or 2  
 V -1 .Not in universe  
 V 1 .Entry

D A-WHYNL4 1 175  
 Employers think too young or too old  
 U A-WANTJB (I-24C)=1 or 2  
 V -1 .Not in universe  
 V 1 .Entry

D A-WHYNL5 1 176  
 Other personal handicap in finding job  
 U A-WANTJB (I-24C)=1 or 2  
 V -1 .Not in universe  
 V 1 .Entry

D A-WHYNL6 1 177  
 Can't arrange child care  
 U A-WANTJB (I-24C)=1 or 2  
 V -1 .Not in universe  
 V 1 .Entry

D A-WHYNL7 1 178  
 Family responsibilities  
 U A-WANTJB (I-24C)=1 or 2  
 V -1 .Not in universe  
 V 1 .Entry

D A-WHYNL8 1 179  
 In school or other training  
 U A-WANTJB (I-24C)=1 or 2  
 V -1 .Not in universe  
 V 1 .Entry

D A-WHYNL9 1 180  
 Ill health  
 U A-WANTJB (I-24C)=1 or 2  
 V -1 .Not in universe  
 V 1 .Entry

D A-WHYNLA 1 181  
 Other  
 U A-WANTJB (I-24C)=1 or 2  
 V -1 .Not in universe  
 V 1 .Entry

D A-WHYNLB 1 182  
 Don't know  
 U A-WANTJB (I-24C)=1 or 2  
 V -1 .Not in universe  
 V 1 .Entry

DATA DICTIONARY

DATA        SIZE    BEGIN

D A-INTEND    1    183  
 Item 24E - Does ... intend to look  
 for work of any kind in the next  
 12 months

U A-NLFROT (I-24)=2  
 V        -1 .Not in universe  
 V        1 .Yes  
 V        2 .It depends  
 V        3 .No  
 V        4 .Don't know

\*\*\*\*\*  
 \*        Edited Earnings Items        \*  
 \*\*\*\*\*

D A-EARNRT    1    184  
 Item 25 - Interviewer check item

U A-CHKWJ (I-23F)=1 or 2  
 V        -1 .Not in universe  
 V        1 .MIS 1,2,3,5,6,7  
 V        2 .MIS 4, 8

D A-USLHRS    2    185  
 Item 25A - How many hours per week  
 does ... usually work at this job

U EARNRT (I-25)=2  
 V        -1 .Not in universe  
 V        00-99 .Entry

D A-HRLYWK    1    187  
 Item 25B - Is ... paid by the hour  
 on this job

U A-EARNRT (I-25)=2  
 V        -1 .Not in universe  
 V        1 .Yes  
 V        2 .No

D A-UNMEM     1    188  
 Item 25E - On this job, is ... a member  
 of a labor union or of an employee  
 association similar to a union

U A-EARNRT (I-25)=2  
 V        -1 .Not in universe  
 V        1 .Yes  
 V        2 .No

D A-UNCOV     1    189  
 Item 25F - On this job, is ... covered  
 by a union or employee association  
 contract

U A-UNMEM (I-25E)=2  
 V        -1 .Not in universe  
 V        1 .Yes  
 V        2 .No

D A-ENRCHK    1    190  
 Item 26 - Interviewer check item

U All  
 V        1 .This person is 16-24 years of  
 .age  
 V        2 .All others

D A-ENRLW     1    191  
 Item 26A1 - Last week was ... attending  
 or enrolled in a high school, college  
 or university

U A-ENRCHK (I-26)=1  
 V        -1 .Not in universe  
 V        1 .Yes  
 V        2 .No

DATA        SIZE    BEGIN

D A-HSCOL     1    192  
 Item 26A2

U A-ENRLW (I-26A1)=1  
 V        -1 .Not in universe  
 V        1 .High school  
 V        2 .College or university

D A-FTPT      1    193  
 Item 26B - Is ... enrolled in school  
 as a full-time or part-time student

U A-ENRLW (I-26A1)=1  
 V        -1 .Not in universe  
 V        1 .Full time  
 V        2 .Part time

\*\*\*\*\*  
 \*        Adult Recodes        \*  
 \*\*\*\*\*

D A-REORGN    2    194  
 Item 18K - Origin

U All  
 V        1 .Mexican American  
 V        2 .Chicano  
 V        3 .Mexican (Mexicano)  
 V        4 .Puerto Rican  
 V        5 .Cuban  
 V        6 .Central or South American  
 V        7 .Other Spanish  
 V        8 .All other  
 V        9 .Don't know  
 V        10 .NA

D A-EXPRRP    2    196  
 Expanded relationship code

U All  
 V        1 .Reference person with  
 .relatives  
 V        2 .Reference person without  
 .relatives  
 V        3 .Husband  
 V        4 .Wife  
 V        5 .Natural/adopted child  
 V        6 .Step child  
 V        7 .Grandchild  
 V        8 .Parent  
 V        9 .Brother/sister  
 V        10 .Other relative  
 V        11 .Foster child  
 V        12 .Nonrelative with relatives  
 V        13 .Partner/roommate  
 V        14 .Nonrelative without relatives

D A-LFSR      1    198  
 Labor force status recode

U All  
 V        1 .Working  
 V        2 .With job, not at work  
 V        3 .Unemployed, looking for work  
 V        4 .Unemployed, on layoff  
 V        5 .NILF - working w/o pay < 15 hrs  
 .Temp. absent from w/o pay job  
 V        6 .NILF - unavailable  
 V        7 .Other NILF

D A-UNTYPE    1    199  
 Reason for unemployment

U A-LFSR=3 or 4  
 V        -1 .Not in universe  
 V        1 .Job loser - on layoff  
 V        2 .Other job loser  
 V        3 .Job leaver  
 V        4 .Re-entrant  
 V        5 .New entrant

CURRENT POPULATION SURVEY - ADULT'S INTERVIEW

DATA SIZE BEGIN  
 D A-NLFREA 2 200  
 Current activity/reason not looking  
 for NILF reason  
 U LFSR=5, 6 or 7 and MIS=4 or 8  
 V -1 .Not in universe  
 V 1 .School  
 V 2 .Ill, disabled  
 V 3 .Keeping house  
 V 4 .Retired or old age  
 V 5 .No desire  
 V 6 .Employers think too young or  
 .old  
 V 7 .Lacks education or training  
 V 8 .Other personal reason  
 V 9 .Could not find work  
 V 10 .Thinks no job available  
 V 11 .Other

D A-WKSTAT 1 202  
 Full/part-time status  
 U All  
 V 1 .Not in labor force  
 V 2 .Full-time schedules  
 V 3 .Part-time for economic  
 .reasons, usually full-time  
 V 4 .Part-time for non-economic  
 .reasons, usually part-time  
 V 5 .Part-time for economic  
 .reasons, usually part-time  
 V 6 .Unemployed full-time  
 V 7 .Unemployed part-time

D A-EXPLF 1 203  
 Experienced labor force employment  
 status  
 U LFSR=1-4 and A-COW NE B  
 V -1 .Not in experienced labor force  
 V 1 .Employed  
 V 2 .Unemployed

D A-WKSCH 1 204  
 Labor force by time worked or lost  
 U LFSR=1-4  
 V -1 .Not in universe  
 V 1 .At work  
 V 2 .With job, not at work  
 V 3 .Unemployed, seeks full-time  
 V 4 .Unemployed, seeks part-time

D A-CIVLF 1 205  
 Civilian labor force  
 U LFSR=1-4  
 V -1 .Not in universe  
 V 1 .In universe

D A-FTLF 1 206  
 Full-time labor force  
 U LFSR=1-4 and Full-time  
 V -1 .Not in universe  
 V 1 .In universe

D A-EMPHRS 2 207  
 Reasons not at work or hours at work  
 U LFSR=1 or 2  
 V -1 .Not in universe  
 With a job, but not at work  
 V 01 .Illness  
 V 02 .Vacation  
 V 03 .Bad weather  
 V 04 .Labor dispute  
 V 05 .All other

DATA SIZE BEGIN  
 At work  
 V 06 .1-4 hours  
 V 07 .5-14 hours  
 V 08 .15-21 hours  
 V 09 .22-29 hours  
 V 10 .30-34 hours  
 V 11 .35-39 hours  
 V 12 .40 hours  
 V 13 .41-47 hours  
 V 14 .48 hours  
 V 15 .49-59 hours  
 V 16 .60 hours or more

D A-PTHRS 2 209  
 At work 1-34 hours by hours at work  
 U LFSR=1 and I20A<35  
 V -1 .Not in universe  
 V 00 .Usually full-time, part-time  
 .for non-economic reasons  
 Usually work full-time, part-time  
 for economic reasons  
 V 01 .1-4 hours  
 V 02 .5-14 hours  
 V 03 .15-29 hours  
 V 04 .30-34 hours  
 Usually work part-time, economic reasons  
 V 05 .1-4 hours  
 V 06 .5-14 hours  
 V 07 .15-29 hours  
 V 08 .30-34 hours  
 Usually work part-time, noneconomic reasons  
 V 09 .1-4 hours  
 V 10 .5-14 hours  
 V 11 .15-29 hours  
 V 12 .30-34 hours

D A-PTREA 2 211  
 Detailed reason for part-time  
 U LFSR=1 and I20A < 35  
 V -1 .Not in universe  
 Usually work full-time  
 V 01 .Slack work  
 V 02 .Material shortages, plant  
 .repair  
 V 03 .New job started  
 V 04 .Job terminated  
 V 05 .Holiday  
 V 06 .Labor dispute  
 V 07 .Bad weather  
 V 08 .Own illness  
 V 09 .On vacation  
 V 10 .All other  
 Usually work part-time  
 V 11 .Slack work  
 V 12 .Could find only part-time  
 V 13 .Own illness  
 V 14 .Too busy or did not want  
 .full-time  
 V 15 .Full-time under 35 hours  
 V 16 .Other

D A-ABSREA 2 213  
 Reason not at work and pay status  
 U LFSR=2  
 V -1 .Not in universe  
 Usually work full-time paid  
 V 01 .Vacation  
 V 02 .Illness  
 V 03 .All other  
 Not paid  
 V 04 .Vacation  
 V 05 .Illness  
 V 06 .All other

DATA DICTIONARY

DATA	SIZE	BEGIN	DATA	SIZE	BEGIN
		Usually work part-time paid	V	08	.Other service
V	07	.Vacation	V	09	.Precision production, craft and
V	08	.Illness	V		.repair
V	09	.All other			Operators, fabricators and laborers
		Not paid	V	10	.Machine operators, assemblers
V	10	.Vacation	V		.and inspectors
V	11	.Illness	V	11	.Transportation and material
V	12	.All other	V		.moving
			V	12	.Handlers, equip. cleaners, etc.
D A-AG-NA	1	215	V	13	.Farming, forestry and fishing
V	-1	.Not in universe	V	14	.Armed Forces
U All			V	15	.No previous experience - never
V	1	.Agriculture industry	V		.worked
V	2	.Nonagriculture industry			
D A-MJIND	2	216	D A-DTOCC	2	222
		Major industry code			Detailed occupation code
U A-CLSWKR=1-7					See industry and occupation code
V	-1	.Not in universe			appendix for list of legal codes
V	01	.Agriculture	U A-CLSWKR=1-7		
V	02	.Mining	D A-ERNEL	1	224
V	03	.Construction			Earnings eligibility flag
		Manufacturing	U All		
V	04	.Manufacturing-durable goods	V	0	.Not earnings eligible
V	05	.Manufacturing-nondurable goods	V	1	.Earnings eligible
		Transportation,communications,and other			
		public utilities	D A-IOELIG	1	225
V	06	.Transportation	U All		Industry and occupation eligibility
V	07	.Communications			flag
V	08	.Utilities and sanitary services	V	0	.Not 1 and 0 eligible
		Wholesale and retail trade	V	1	.1 and 0 eligible
V	09	.Wholesale trade	D A-DSCWK	1	226
V	10	.Retail trade			Discouraged worker flag
V	11	.Finance,insurance and real	U All		
V		estate	V	0	.Non-discouraged worker
		Services (12-20)	V	1	.Discouraged worker
V	12	.Private household	D A-DTCLWK	2	227
		Miscellaneous services			Detailed class of worker
V	13	.Business and repair	U A-CLSWKR=1-7		
V	14	.Personal services, except	V	-1	.Not in universe
V		.private household	V	00	.Old Not in universe
V	15	.Entertainment			Agriculture wage and salary
		Professional and related services	V	01	.Private
V	16	.Hospital	V	02	.Government
V	17	.Medical, except hospital	V	03	.Self-employed
V	18	.Educational	V	04	.Unpaid family
V	19	.Social services-			Non-agriculture wage and salary
V	20	.Other professional			Private industry
V	21	.Forestry and fisheries	V	05	.Private household
V	22	.Public administration	V	06	.Other private
V	23	.Armed Forces			Government
D A-DTIND	2	218	V	07	.Federal
		Detailed industry code	V	08	.State
		See industry and occupation code	V	09	.Local
		appendix for list of legal codes	V	10	.Self-employed
U A-CLSWKR=1-7			V	11	.Unpaid family
D A-MJOCC	2	220	D A-EMP	1	229
		Major occupation code			Employed persons (excluding farm
U A-CLSWKR=1-7					workers and private household workers)
V	-1	.Not in universe	U All		
		Managerial and professional	V	-1	.Not in universe
V	01	.Executive, admin. and	V	1	.In Universe
V		.managerial	D A-NAGWS	1	230
V	02	.Professional specialty	U All		Non agricultural wage and salary
		Technical, sales and admin. support			workers
V	03	.Technicians and related support	V	-1	.Not in universe
V	04	.Sales	V	1	.In Universe
V	05	.Administrative support,			
V		.including clerical			
		Service			
V	06	.Private household			
V	07	.Protective service			



CURRENT POPULATION SURVEY - ADULT'S INTERVIEW

DATA            SIZE   BEGIN

D A-RCOW        1     231

U All

    Class of worker recode

V        -1 .Not in universe

V        1 .Private

V        2 .Federal

V        3 .State

V        4 .Local

V        5 .Se-uninc.

V        6 .Without pay

V        7 .Never worked

D A-NCAGPWS    1     232

U All

    Nonagricultural private wage and salary workers (Except private household)

V        -1 .Not in universe

V        1 .In universe

D A-HERNTP     4     233

    Hourly earnings top code

V        -1 .Not in universe

V        0-9999 .Hourly earnings value

V            .(2 implied decimal places)

D A-WERNTP     4     237

    Weekly earnings top code

V        -1 .Not in universe

V        0-1927 .Weekly earnings value

D A-HERNTF     1     241

    Hourly earnings top code flag

V        -1 .Not in universe

V        0 .Not top coded

V        1 .Top coded

D A-WERNTF     1     242

    Weekly earnings top code flag

V        -1 .Not in universe

V        0 .Not top coded

V        1 .Top coded

D A-FERNTP     4     243

    Family earnings top code

V        -1 .Not in primary family or

V            .not in universe

V        0000-9999 .Family earnings value

D A-FERNTF     1     247

    Family earnings top code flag

V        -1 .Not in universe

V        0 .Not top codes

V        1 .Top Coded

\*\*\*\*\*

\*     Adult Weights     \*

\*\*\*\*\*

D A-FNLWGT     8     248            2

    Adults final weight (2 implied decimal places)

U All

D A-ECRNLWT    8     256            2

    Earnings/not in labor force weight (2 implied decimal places)

U H-MIS=4 or 8

D A-VETWGT     8     264            2

    Veteran's weight (2 implied decimal places)

    family recodes

U All

DATA            SIZE   BEGIN

D A-FAMNUM     2     272

    Family number

U All

V        00 .Not a family member

V        01 .Primary family member only

V        02-19 .Subfamily member

D A-FAMTYP     1     274

    Family type

U All

V        1 .Primary family

V        2 .Primary individual

V        3 .Related subfamily

V        4 .Unrelated subfamily

V        5 .Secondary Individual

D A-FAMREL     1     275

    Family relationship

U All

V        0 .Not a family member

V        1 .Reference person

V        2 .Spouse

V        3 .Child

V        4 .Other relative (primary family and unrelated subfamily only)

D A-PFNOCD     1     276

    Number of own children < 18 in primary family

U All

V        0 .Not in primary family

V        1 .No children

V        2 .1 child

V        3 .2 children

V        4 .3 children

V        5 .4 children

V        6 .5 children

V        7 .6 children

V        8 .7 children

V        9 .8+ children

D A-PFPRCD     2     277

    Presence of own children < 18 in primary family.

U All

V        0 .Not in primary family

V        1 .No children < 18 years old

V        2 .All children 0-2 years old

V        3 .All children 3-5 years old

V        4 .All children 6-13 years old

V        5 .All children 14-17 years old

V        6 .Children 0-2 and 3-5

V            .(none 6-17)

V        7 .Children 0-2 and 6-13

V            .(none 3-5 or 14-17)

V        8 .Children 0-2 and 14-17

V            .(none 3-13)

V        9 .Children 3-5 and 6-13

V            .(none 0-2 or 14-17)

V        10 .Children 3-5 and 14-17

V            .(none 0-2 or 6-13)

V        11 .Children 6-13 and 14-17

V            .(none 0-5)

V        12 .Children 0-2, 3-5 and 6-13

V            .(none 14-17)

V        13 .Children 0-2, 3-5 and 14-17

V            .(none 6-13)

V        14 .Children 0-2, 6-13 and 14-17

V            .(none 3-5)

V        15 .Children 3-5, 6-13 and 14-17

V            .(none 0-2)

V        16 .Children from all age groups

DATA DICTIONARY

DATA SIZE BEGIN  
D A-PFREL 1 279  
Primary family relationship  
V 0 .Not in primary family  
U All  
V 1 .Husband  
V 2 .Wife  
V 3 .Own child  
V 4 .Other relative  
V 5 .Unmarried reference person  
D A-PFSIZE 2 280  
Size of primary family  
U All  
V 00 .Not in primary family  
V 02-39 .Number individuals  
V .(A-FAMTYP = 1 or 3)  
D A-PFHAG 1 282  
Age of primary family householder  
U All  
V 0 .Not a family member  
V 1 .< 25 years old  
V 2 .25-44 years old  
V 3 .45-54 years old  
V 4 .55-64 years old  
V 5 .65+ years old  
D A-LFESM 1 283  
Labor force and earner status (male)  
of husband of primary family or male  
householder  
U All  
V 0 .Not in primary family/no male  
V 1 .Employed earner  
V 2 .Self-employed  
V 3 .Without pay  
V 4 .Unemployed  
V 5 .Not in labor force  
V 6 .Armed Forces  
D A-LFESF 1 284  
Labor force and earner status (female)  
of wife of primary family or female  
householder  
U All  
V 0 .Not in primary family/no female  
V 1 .Employed earner  
V 2 .Self-employed  
V 3 .Without pay  
V 4 .Unemployed  
V 5 .Not in labor force  
V 6 .Armed Forces  
D A-PFWS 1 285  
Primary family earners wage and salary  
status (16+)  
U All  
V -1 .Not in primary family  
V 0 .Not in primary family  
V 1 .No one employed  
V 2 .Some employed - no wage and  
salary workers  
V 3 .With wage and salary workers,  
husband/wife or reference v  
person self-employed  
V 4 .With wage and salary workers,  
husband/wife or reference person  
not self-employed other  
Household member self-employed  
V 5 .With wage and salary workers  
only

DATA SIZE BEGIN  
D A-PFFTPT 1 286  
Usual full-time/part-time status of  
primary family earners (16+)  
U H-MIS=4 or 8  
V -1 .Not in universe (MIS 1,2,3,5,6,7)  
V 0 .Not in primary family  
V 1 .No earners  
V 2 .All earners full-time  
V 3 .Some full-time, some part-time  
V 4 .All earners part-time  
V 5 .Not in universe  
D A-PFEARN 4 287  
Total weekly family earnings (for  
members 16+)  
U H-MIS=4 or 8  
V -1 .Not in primary family or not  
in universe  
V 0000-9999 .Usual weekly family earnings  
D A-PFNOER 1 291  
Number of earners in primary family 16+  
U All  
V -1 .Not in universe (not in  
primary family)  
V 0 .No earners  
V 1-8 .1-8 earners  
V 9 .9+ earners  
D A-PFNOEM 1 292  
Number of employed in primary  
family 16+  
V -1 .Not in universe  
V 0 .No one employed  
V 1-8 .1-8 employed  
V 9 .9+ employed  
D A-PFNOUN 1 293  
Number of unemployed in primary  
family 16+  
U All  
V -1 .Not in universe (not in  
primary family)  
V 0 .No unemployed  
V 1-8 .1-8 unemployed  
V 9 .9+ unemployed  
D A-FAMWGT 8 294 2  
Family weight - two implied decimal  
places  
U All  
D A-FMEWGT 8 302 2  
Family earnings weight (2 implied  
decimal places) allocation flags  
U H-MIS=4 or 8  
D A%LINENO 1 310  
Line number allocation flag  
V 0 .No change  
V 2 .Blank to value  
V 3 .Value to value  
D A%RRP 1 311  
Relationship to reference person  
allocation flag  
V 0 .No change  
V 2 .Blank to value  
V 3 .Value to value  
V 5 .Value to value - no error

CURRENT POPULATION SURVEY - ADULT'S INTERVIEW

DATA	SIZE	BEGIN
D A%PARENT	1	312
Parent's line number allocation flag		
V	0	.No change
V	2	.Blank to value
V	3	.Value to value
V	5	.Value to value - no error
D A%AGE	1	313
Age allocation flag		
V	0	.No change
V	2	.Blank to value
V	4	.Allocated
D A%MARITL	1	314
Marital status allocation flag		
V	0	.No change
V	2	.Blank to value
V	3	.Value to value
V	4	.Allocated
V	5	.Value to value - no error
D A%SPOUSE	1	315
Spouse's line number allocation flag		
V	0	.No change
V	2	.Blank to value
V	3	.Value to value
V	5	.Value to value - no error
D A%SEX	1	316
Sex allocation flag		
V	0	.No change
V	2	.Blank to value
V	3	.Value to value
V	4	.Allocated
D A%VET	1	317
Veteran status allocation flag		
V	0	.No change
V	2	.Blank to value
V	3	.Value to value
V	4	.Allocated
D A%HGA	1	318
Highest grade attended allocation flag		
V	0	.No change
V	4	.Allocated
D PADDING	1	319
D A%RACE	1	320
Race allocation flag		
V	0	.No change
V	2	.Blank to value
V	4	.Allocated
D A%ORIGIN	1	321
Origin allocation flag		
V	0	.No change
V	2	.Blank to value
V	5	.Value to value - no error
V	8	.Blank to N/A code
D A%LFSR	1	322
Labor force status recode allocation flag		
V	0	.No change
V	4	.Allocated

DATA	SIZE	BEGIN
D A%MAJACT	1	323
V	0	.No change
V	1	.Value to blank
V	2	.Blank to value
V	3	.Value to value
V	4	.Allocated
D A%ANYWK	1	324
V	0	.No change
V	1	.Value to blank
V	2	.Blank to value
V	3	.Value to value
V	4	.Allocated
D A%HRS	1	325
V	0	.No change
V	1	.Value to blank
V	2	.Blank to value
V	3	.Value to value
V	4	.Allocated
D A%HRSCHK	1	326
V	0	.No change
V	1	.Value to blank
V	2	.Blank to value
V	3	.Value to value
V	4	.Allocated
D A%JSLFT	1	327
V	0	.No change
V	1	.Value to blank
V	2	.Blank to value
V	3	.Value to value
V	4	.Allocated
D A%FTREAS	1	328
V	0	.No change
V	1	.Value to blank
V	2	.Blank to value
V	3	.Value to value
V	4	.Allocated
D A%LOSTIM	1	329
V	0	.No change
V	1	.Value to blank
V	2	.Blank to value
V	3	.Value to value
V	4	.Allocated
D A%OVRTIM	1	330
V	0	.No change
V	1	.Value to blank
V	2	.Blank to value
V	3	.Value to value
V	4	.Allocated
D A%JOBABS	1	331
V	0	.No change
V	1	.Value to blank
V	2	.Blank to value
V	3	.Value to value
V	4	.Allocated
D A%WHYABS	1	332
V	0	.No change
V	1	.Value to blank
V	2	.Blank to value
V	3	.Value to value
V	4	.Allocated

DATA DICTIONARY

DATA	SIZE	BEGIN
D A%PAYABS	1	333
V	0	.No change
V	1	.Value to blank
V	2	.Blank to value
V	3	.Value to value
V	4	.Allocated
D A%FTABS	1	334
V	0	.No change
V	1	.Value to blank
V	2	.Blank to value
V	3	.Value to value
V	4	.Allocated
D A%LKWK	1	335
V	0	.No change
V	1	.Value to blank
V	2	.Blank to value
V	3	.Value to value
V	4	.Allocated
D A%MTHD	1	336
V	0	.No change
V	1	.Value to blank
V	2	.Blank to value
V	3	.Value to value
V	4	.Allocated
D A%WHYLK	1	337
V	0	.No change
V	1	.Value to blank
V	2	.Blank to value
V	3	.Value to value
V	4	.Allocated
D A%WKSJK	1	338
V	0	.No change
V	1	.Value to blank
V	2	.Blank to value
V	3	.Value to value
V	4	.Allocated
D A%LKFTPT	1	339
V	0	.No change
V	1	.Value to blank
V	2	.Blank to value
V	3	.Value to value
V	4	.Allocated
D A%AVAIL	1	340
V	0	.No change
V	1	.Value to blank
V	2	.Blank to value
V	3	.Value to value
V	4	.Allocated
D A%WHYNA	1	341
V	0	.No change
V	1	.Value to blank
V	2	.Blank to value
V	3	.Value to value
V	4	.Allocated
D A%WHENLJ	1	342
V	0	.No change
V	1	.Value to blank
V	2	.Blank to value
V	3	.Value to value
V	4	.Allocated

DATA	SIZE	BEGIN
D A%IND	1	343
V	0	.No change
V	1	.Value to blank
V	2	.Blank to value
V	3	.Value to value
V	4	.Allocated
D A%OCC	1	344
V	0	.No change
V	1	.Value to blank
V	2	.Blank to value
V	3	.Value to value
V	4	.Allocated
D A%CLSWKR	1	345
V	0	.No change
V	1	.Value to blank
V	2	.Blank to value
V	3	.Value to value
V	4	.Allocated
D A%NLFLJ	1	346
V	0	.No change
V	1	.Value to blank
V	2	.Blank to value
V	3	.Value to value
V	4	.Allocated
D A%WHYLFJ	1	347
V	0	.No change
V	1	.Value to blank
V	2	.Blank to value
V	3	.Value to value
V	4	.Allocated
D A%WANTJB	1	348
V	0	.No change
V	1	.Value to blank
V	2	.Blank to value
V	3	.Value to value
V	4	.Allocated
D A%WHYNL	1	349
V	0	.No change
V	1	.Value to blank
V	2	.Blank to value
V	3	.Value to value
V	4	.Allocated
D A%INTEND	1	350
V	0	.No change
V	1	.Value to blank
V	2	.Blank to value
V	3	.Value to value
V	4	.Allocated
D A%USLHRS	1	351
V	0	.No change
V	1	.Value to blank
V	2	.Blank to value
V	3	.Value to value
V	4	.Allocated
D A%HRLYWK	1	352
V	-1	.Not in universe
V	0	.No change
V	1	.Value to blank
V	2	.Blank to value
V	3	.Value to value
V	4	.Allocated

CURRENT POPULATION SURVEY - ADULT'S INTERVIEW

DATA	SIZE	BEGIN
D A%HRSPAY	1	353
V	-1	.Not in universe
V	0	.No change
V	1	.Value to blank
V	2	.Blank to value
V	3	.Value to value
V	4	.Allocated
D A%GRSWK	1	354
V	-1	.Not in Universe
V	0	.No change
V	1	.Value to blank
V	2	.Blank to value
V	3	.Value to value
V	4	.Allocated
D A%JNMEM	1	355
V	-1	.Not in universe
V	0	.No change
V	1	.Value to blank
V	2	.Blank to value
V	3	.Value to value
V	4	.Allocated
D A%JNCOV	1	356
V	-1	.Not in universe
V	0	.No change
V	1	.Value to blank
V	2	.Blank to value
V	3	.Value to value
V	4	.Allocated

DATA	SIZE	BEGIN
D A%ENRCHK	1	357
V	0	.No change
V	1	.Value to blank
V	2	.Blank to value
V	3	.Value to value
V	4	.Allocated
D A%ENRLW	1	358
V	0	.No change
V	1	.Value to blank
V	2	.Blank to value
V	3	.Value to value
V	4	.Allocated
D A%HSCOL	1	359
V	0	.No change
V	1	.Value to blank
V	2	.Blank to value
V	3	.Value to value
V	4	.Allocated
D A%FTPT	1	360
V	0	.No change
V	1	.Value to blank
V	2	.Blank to value
V	3	.Value to value
V	4	.Allocated

## ATTACHMENT 7

### Current Population Survey Child's Interview Data Dictionary

DATA	SIZE	BEGIN	DATA	SIZE	BEGIN
D HSPAD1	1	1	V	12	.Other not HU
D HSPAD2	1	2	D H-FARM	1	11
D H-MONTH	2	3			Farm def'n - edited using urban/rural code
Month of survey			U All		From MST and CPS-1 Items 5A and 5B
U All			V	1	.Nonfarm
V	01-12	.Month	V	2	.Farm
D H-YEAR	1	5	D H-TYPINT	1	12
Year of survey - last digit					Item 13 - Type interview
U All			U All		
V	0-9	.Last digit of year	V	-1	.Blank or impossible
D H-HHNUM	1	6	V	1	.Noninterview
Household number			V	2	.Personal
U All			V	3	.Tel. - regular
V	-1	.Blank	V	4	.Tel. - callback
V	1-8	.Household number	V	5	.ICR filled
D H-CPSCHK	1	7	D H-RESPNM	1	13
Item 1 - Interview check item					Item 12 - Line no. HHLD resp.
U All			U All		
V	-1	.Blank	V	-1	.Blank or impossible
V	1	.Only CPS-1 for household	V	1-6	.Line no.
V	2	.First CPS-1 of continuation household	V	7	.Non HHLD resp.
V	3	.Second CPS-1 of continuation household	D H-AREASN	1	14
V	4	.Third, fourth, etc. CPS-1			Item 14 - Reason for type A
D H-DAYCMP	1	8	U H-HHTYPE=2		
Day interview complete			V	-1	.Not in universe
U All			V	1	.No one home
V	-1	.Blank	V	2	.Temporarily absent
V	1	.Sunday	V	3	.Refused
V	2	.Monday	V	4	.Other - occ.
V	3	.Tuesday	D H-ARACE	1	15
V	4	.Wednesday			Item 14 - Race for type A
V	5	.Thursday	U H-HHTYPE=2		
V	6	.Friday	V	-1	.Not in universe
V	7	.Saturday	V	1	.White
V	8	.After interview week	V	2	.Black
D H-LIVQRT	2	9	V	3	.Other
Item 4 - Type of living quarters (Recode)			D H-TYPEBC	2	16
U All					Item 15 - Type B/C
Housing unit			U H-HHTYPE=3		
V	01	.House, apt., flat	V	-1	.Not in universe
V	02	.HU in nontransient hotel, etc.	Type B		
V	03	.HU, perm., in trans. hotel, motel etc.	V	01	.Vacant - regular
V	04	.HU in rooming house	V	02	.Vacant - storage of HHLD furniture
V	05	.Mobile home or trailer with no permanent room added	V	03	.Temp occ. by persons with URE
V	06	.Mobile home or trailer with 1 or more perm. rooms added	V	04	.Unfit or to be demolished
V	07	.HU not specified above	V	05	.Under construction, not ready
Other unit			V	06	.Converted to temp. business or storage
V	08	.Qtrs not HU in rooming or boarding house	V	07	.Occ. by AF members or persons under 15
V	09	.Unit not perm. in trans. hotel, motel, etc.	V	08	.Unocc. tent or trailer site
V	10	.Tent or trailer site	V	09	.Permit granted, construction not started
V	11	.Student quarters in college dormitory	V	10	.Other
			Type C		
			V	11	.Demolished
			V	12	.House or trailer moved
			V	13	.Outside segment

CURRENT POPULATION SURVEY - CHILD'S INTERVIEW

DATA        SIZE BEGIN

V        14 .Converted to perm. business or  
V        .storage

V        15 .Merged

V        16 .Condemned

V        17 .Built after April 1, 1980

V        18 .Unused line of listing sheet

V        19 .Other

D H-SEASON    1    18  
Item 16 - Seasonal status

U H-TYPEBC=1-3

V        -1 .Not in universe

V        1 .Year round

V        2 .By migratory workers

V        3 .Seasonally

D H-OCCINT    1    19  
Item 17 - This unit is intended for  
occupancy

U H-SEASON=2 or 3 and H-LIVQRT=1-7

V        -1 .Not in universe

V        1 .Summers only

V        2 .Winters only

V        3 .Other

D H-INTRV1    2    20  
Interviewer code  
Blank or impossible in any digit  
interviewer code A00-M99 excluding IXX

V        -1 .Blank

V        00 .A

V        01 .B

V        02 .C

V        03 .D

V        04 .E

V        05 .F

V        06 .G

V        07 .H

V        08 .J

V        09 .K

V        10 .L

V        11 .M

V        12 .N

V        13 .P

V        14 .Q

V        15 .R

V        16 .S

V        17 .T

V        18 .U

V        19 .V

V        20 .W

V        21 .X

V        22 .Y

V        23 .Z

D H-INTRV2    -1    22  
Interviewer Code - digit 2

V        -1 .Blank

V        0-9 .Interviewer code digit 2

D H-INTRV3    1    23  
Interviewer Code - digit 3

V        -1 .Blank

V        0-9 .Interviewer code digit 3

D H-STATUS    1    24  
Item 27B - HHLD status change -  
replacement household

U All

V        -1 .Blank

V        1 .Yes

V        2 .No

DATA        SIZE BEGIN

D H-TENURE    1    25  
Tenure

U All

V        -1 .Not in universe

V        1 .Owned or being bought

V        2 .Rent

V        3 .No cash rent

D H-FAMINC    2    26  
Family income  
Note: If a nonfamily household  
(H-FAMIND=0), income includes only  
that of householder.

U All

V        -1 .Not in universe

V        0 .Less than \$5,000

V        1 . \$5,000 to \$7,499

V        2 . \$7,500 to \$9,999

V        3 . \$10,000 to \$12,499

V        4 . \$12,500 to \$14,999

V        5 . \$15,000 to \$19,999

V        6 . \$20,000 to \$24,999

V        7 . \$25,000 to \$29,999

V        8 . \$30,000 to \$34,999

V        9 . \$35,000 to \$39,999

V        10 . \$40,000 to \$49,999

V        11 . \$50,000 to \$59,000

V        12 . \$60,000 to \$74,999

V        13 . \$75,000 and Over

V        19 .Not answered

D H-TELHHD    1    28  
Telephone in household

U All (March, July, Nov. only)

V        -1 .Not in universe (noninterview)

V        1 .Yes

V        2 .No

D H-TELAVL    1    29  
Telephone available

U H-TELHHD=2 (March, July, Nov. only)

V        -1 .Not in universe

V        1 .Yes

V        2 .No

D H-TELINT    1    30  
Telephone interview acceptable

U H-TELHHD=1 or H-TELAVL=1 (March, July,  
Nov. only)

V        -1 .Not in universe

V        1 .Yes

V        2 .No

D H-PRSCNT    1    31  
Item 30 - Number of contacts - actual  
and attempted -- personal

U March, July, Nov. only

V        -1 .Blank

V        1-6 .# of personal contacts

V        .(6 = 6+)

D H-TELCNT    1    32  
Item 30 - Number of contacts - actual  
and attempted -- telephone

U March, July, Nov. only

V        -1 .Blank

V        1-9 .# of telephone contacts

V        .(9 = 9+)

D H-TIMINT    1    33  
Item 31 - Time of interview

U March, July, Nov. only

V        -1 .Blank

V        1 .Midnight to 6 A.M.

V        2 .6 to 9 A.M.

V        3 .9 A.m. to noon

DATA DICTIONARY

DATA SIZE BEGIN  
 V 4 .Noon to 3 P.M.  
 V 5 .3 to 6 P.M.  
 V 6 .6 to 9 P.M.  
 V 7 .9 P.M. to midnight

\*\*\*\*\*  
 \* Household recodes \*  
 \*\*\*\*\*

D H-HHTYPE 1 34  
 Type of household  
 U All  
 V 1 .Interview  
 V 2 .Type A non-interview  
 V 3 .Type B/C non-interview

D H-MIS 1 35  
 Month in sample  
 U All  
 V 1-8 .Month in sample

D H-NUMPER 2 36  
 Number of persons in household  
 U All  
 V 00 .Noninterview household  
 V 1-39 .Number of persons in HHL D

D H-TYPE 1 38  
 Household type  
 U All  
 V 0 .Non-interview household  
 V 1 .Husband/wife primary family  
 V .(neither husband or wife in  
 V .Armed Forces)  
 V 2 .Husband/wife primary family  
 V .(husband and/or wife in armed  
 V .forces)  
 V 3 .Unmarried civilian male  
 V .primary family householder  
 V 4 .Unmarried civilian female  
 V .primary family householder  
 V 5 .Primary family household -  
 V .reference person in  
 V .Armed Forces and unmarried  
 V 6 .Civilian male primary  
 V .individual  
 V 7 .Civilian female primary  
 V .individual  
 V 8 .Primary individual household -  
 V .reference person in Armed Forces  
 V 9 .Group quarters

D H-TYPERP 1 39  
 Type of reference person  
 U H-HHTYPE=1  
 V 0 .Not in universe  
 V 1 .Civilian  
 V 2 .Armed Forces  
 V 3 .Group quarters

D H-NUMFAM 2 40  
 Number of families in HHL D  
 U H-HHTYPE=1  
 V 00 .Not in universe  
 V 00-39 .Number of families

D H-HHDSEQ 2 42  
 Householder sequence number  
 (reference person)  
 (Will be first adult record for  
 group quarters)  
 U H-HHTYPE=1  
 V 00 .Not in universe  
 V 01-39 .Sequence number

DATA SIZE BEGIN  
 D H-MSTIND 5 44  
 Master segment tape index  
 Unique segment identifier

D H-HHWGT 9 49 2  
 Household weight (2 implied  
 decimal places)  
 Final household weight equivalent to  
 the weight of the wife in husband-wife  
 households and the reference person  
 in all other households

\*\*\*\*\*  
 \* Allocation flags \*  
 \*\*\*\*\*

D H%TENURE 1 58  
 V 0 .No change  
 V 1 .Value to blank  
 V 4 .Allocated

D H%FAMINC 1 59  
 V 0 .No change  
 V 2 .Blank to value  
 V 6 .Refusal to value, allocated,  
 V .no error

D H%ARACE 1 60  
 V 0 .No change  
 V 1 .Value to blank  
 V 4 .Allocated

D H%CPSCCHK 1 61  
 V 0 .No change  
 V 2 .Blank to value

D H%DAYCMP 1 62  
 V 0 .No change  
 V 2 .Blank to value

D H%HHNUM 1 63  
 V 0 .No change  
 V 2 .Blank to value  
 V 8 .Blank to NA - error

D H%INTRV 1 64  
 V 0 .No change  
 V 2 .Blank to value

D H%LIVQRT 1 65  
 V 0 .No change  
 V 4 .Allocated  
 V 7 .Blank to NA - no error

D H%OCCINT 1 66  
 V 0 .No change  
 V 1 .Value to blank  
 V 4 .Allocated

D H%RESPNM 1 67  
 V 0 .No change  
 V 2 .Blank to value

D H%SEASON 1 68  
 V 0 .No change  
 V 1 .Value to blank  
 V 4 .Allocated

D H%STATUS 1 69  
 V 0 .No change  
 V 1 .Value to blank  
 V 2 .Blank to value  
 V 3 .Value to value  
 V 8 .Blank to NA - error



CURRENT POPULATION SURVEY - CHILD'S INTERVIEW

DATA            SIZE   BEGIN  
 D H%AREASN     1     70  
 V            0 .No change  
 V            1 .Value to blank  
  
 D H%TYPEBC     1     71  
 V            0 .No change  
 V            1 .Value to blank  
  
 D H%TELHHD     1     72  
 V            0 .No change  
 V            1 .Value to blank  
 V            4 .Allocated  
  
 D H%TELAVL     1     73  
 V            0 .No change  
 V            1 .Value to blank  
 V            4 .Allocated  
  
 D H%TELINT     1     74  
 V            0 .No change  
 V            1 .Value to blank  
 V            4 .Allocated  
  
 D H%PRSCNT     1     75  
 V            0 .No change  
 V            2 .Blank to value  
  
 D H%TIMINT     1     76  
 V            0 .No change  
 V            2 .Blank to value  
  
 D H%TELCNT     1     77  
 V            0 .No change  
 V            7 .Blank to NA - no error

\*\*\*\*\*  
 \* Master Segment Tape (M.S.T.) items \*  
 \* for M.S.T. variables whose ranges are \*  
 \* not defined here, see geographic \*  
 \* appendix to this DDL. \*  
 \*\*\*\*\*

D HG-REG        1     78  
 Region  
 V            1 .Northeast  
 V            2 .Midwest  
 V            3 .South  
 V            4 .West  
  
 D HG-ST60       2     79  
 1960 Census state code (first  
 digit = geog. division code)  
 Northeast Region (Region 1)  
 New England Division (Div. 1)  
 V            11 .Maine  
 V            12 .New Hampshire  
 V            13 .Vermont  
 V            14 .Massachusetts  
 V            15 .Rhode Island  
 V            16 .Connecticut  
 Middle Atlantic Division (Div. 2)  
 V            21 .New York  
 V            22 .New Jersey  
 V            23 .Pennsylvania  
 Midwest Region (Region 2)  
 East North Central Division (Div. 3)  
 V            31 .Ohio  
 V            32 .Indiana  
 V            33 .Illinois  
 V            34 .Michigan  
 V            35 .Wisconsin  
 West North Central Division (Div. 4)  
 V            41 .Minnesota  
 V            42 .Iowa  
 V            43 .Missouri  
 V            44 .North Dakota

DATA            SIZE   BEGIN  
 V            45 .South Dakota  
 V            46 .Nebraska  
 V            47 .Kansas  
 South Region (Region 3)  
 South Atlantic Division (Div. 5)  
 V            51 .Delaware  
 V            52 .Maryland  
 V            53 .District of Columbia  
 V            54 .Virginia  
 V            55 .West Virginia  
 V            56 .North Carolina  
 V            57 .South Carolina  
 V            58 .Georgia  
 V            59 .Florida  
 East South Central Division (Div. 6)  
 V            61 .Kentucky  
 V            62 .Tennessee  
 V            63 .Alabama  
 V            64 .Mississippi  
 West South Central Division (Div. 7)  
 V            71 .Arkansas  
 V            72 .Louisiana  
 V            73 .Oklahoma  
 V            74 .Texas  
 West Region (Region 4)  
 Mountain Division (Div. 8)  
 V            81 .Montana  
 V            82 .Idaho  
 V            83 .Wyoming  
 V            84 .Colorado  
 V            85 .New Mexico  
 V            86 .Arizona  
 V            87 .Utah  
 V            88 .Nevada  
 Pacific Division (Div. 9)  
 V            91 .Washington  
 V            92 .Oregon  
 V            93 .California  
 V            94 .Alaska  
 V            95 .Hawaii  
  
 D HG-STRN       2     81  
 1980 State rank  
 (See Geographic Appendix)  
  
 D HG-FIPS       2     83  
 FIPS State code  
 (See Geographic Appendix)  
  
 D HG-MSAS       1     85  
 MSA status  
 V            1 .In MSA, in CC  
 V            2 .In MSA, not in CC  
 V            3 .Not in MSA  
 V            4 .Not identified  
  
 D HG-MSAC       4     86  
 MSA or PMSA FIPS code  
 V            0000 .Not MSA/PMSA, not identified  
 V            0040-9340 .MST/PMSA code  
 (See Geographic Appendix)  
  
 D HG-PMSA       2     90  
 PMSA rank  
 V            00 .Not a PMSA, not identified  
 V            01-12 .Ranking of PMSA within its CMSA  
 (See Geographic Appendix)  
  
 D HG-MSAR       3     92  
 MSA or CMSA rank  
 V            000 .Not an MSA, not identified  
 V            001-252 .Ranking of MSAs or CMSAs by  
 .population  
 (See Geographic Appendix)

DATA SIZE BEGIN  
 D HG-MSSZ 2 95  
 MSA size  
 First character -- padding  
 Second character -- pop. size MSA/CMSA  
 V 1 .Not identified, not an MSA  
 V 2 .100,000 - 249,999  
 V 3 .250,000 - 499,999  
 V 4 .500,000 - 999,999  
 V 5 .1 million - 2,499,999  
 V 6 .2.5 million - 4,999,999  
 V 7 .5 million - 9,999,999  
 V 8 .10 million or more

D HG-CMSA 2 97  
 V 00 .Not in CMSA, not identified  
 V 07-91 .CMSA code  
 (See Geographic Appendix)

D H-METSTA 1 99  
 V 1 .Metropolitan  
 V 2 .Nonmetropolitan  
 V 3 .Not identified

D H-INDVCC 1 100  
 Individual central city identifier  
 (See Geographic Appendix)

D H-RECTYP 1 101  
 V 1 .Interviewed adult  
 V 2 .Type A noninterview  
 V 3 .Type B/C noninterview  
 V 4 .Armed Forces record  
 V 5 .Childrens record

D H-ID 12 102  
 Unique household identifier

\*\*\*\*\*  
 \* Edited Children's Control Card Items \*  
 \*\*\*\*\*

D C-LINENO 2 114  
 Item 18A - Line number  
 U ALL  
 V 01-39 .line number

D C-RRP 2 116  
 Item 18B - Relationship to  
 reference person  
 U ALL  
 V 5 .Own child  
 V 7 .Brother/sister  
 V 8 .Other relative of ref. person  
 V 9 .Non-rel. of reference person with  
 own relatives in HHLD  
 V 10 .Non-rel. of reference person-no  
 own relatives in HHLD

D C-PARENT 2 118  
 Item 18C - Parent's line number  
 U ALL  
 V 00 .None  
 V 01-39 .Parent's line number

D C-AGE 2 120  
 Item 18D - Age  
 U ALL  
 V 00-14 .Child age

D PADDING 3 122

D C-SEX 1 125  
 Item 18G - Sex  
 U ALL  
 V 1 .Male  
 V 2 .Female

DATA SIZE BEGIN  
 D PADDING 4 126  
 D C-RACE 1 130  
 Item 18J - Race  
 U ALL  
 V 1 .White  
 V 2 .Black  
 V 3 .Amer. Indian, Aleut Eskimo  
 V 4 .Asian or Pacific Islander  
 V 5 .Other

D PADDING 63 131  
 \*\*\*\*\*  
 \* Child recodes \*  
 \*\*\*\*\*

D C-REORGN 2 194  
 Item 18K - Origin  
 U ALL  
 V 1 .Mexican American  
 V 2 .Chicano  
 V 3 .Mexican (Mexicano)  
 V 4 .Puerto Rican  
 V 5 .Cuban  
 V 6 .Central or South American  
 V 7 .Other Spanish  
 V 8 .All other  
 V 9 .Don't know  
 V 10 .NA

D C-EXPRRP 2 196  
 Expanded relationship code  
 U ALL  
 V 5 .Natural/adopted child  
 V 6 .Step child  
 V 7 .Grandchild  
 V 9 .Brother/sister  
 V 10 .Other relative  
 V 11 .Foster child  
 V 12 .Nonrelative with relatives  
 V 14 .Nonrelative without relatives

D PADDING 50 198  
 \*\*\*\*\*  
 \* Child weights \*  
 \*\*\*\*\*

D C-FNLWGT 8 248 2  
 Childs final weight  
 (2 implied decimal places)  
 U ALL

D PADDING 16 256  
 \*\*\*\*\*  
 \* Family recodes \*  
 \*\*\*\*\*

D C-FAMNUM 2 272  
 Family number  
 U ALL  
 V 00 .Not a family member  
 V 01 .Primary family member only  
 V 02-19 .Subfamily member

D C-FAMTYP 1 274  
 Family type  
 U ALL  
 V 1 .Primary family  
 V 2 .Primary individual  
 V 3 .Related subfamily  
 V 4 .Unrelated subfamily  
 V 5 .Secondary individual

CURRENT POPULATION SURVEY - CHILD'S INTERVIEW

DATA SIZE BEGIN

D C-FAMREL 1 275  
Family relationship

U All  
V 0 .Not a family member  
V 1 .Reference person  
V 2 .Spouse  
V 3 .Child  
V 4 .Other relative (primary family and unrelated family only)  
V .subfamily only)

D C-PFNOCD 1 276  
Number of own children < 18 in primary family

U All  
V 0 .Not in primary family  
V 1 .No children  
V 2 .1 child  
V 3 .2 children  
V 4 .3 children  
V 5 .4 children  
V 6 .5 children  
V 7 .6 children  
V 8 .7 children  
V 9 .8+ children

D C-PFPRCD 2 277  
Presence of own children < 18 in primary family.

U All  
V 0 .Not in primary family  
V 1 .No children < 18 years old  
V 2 .All children 0-2 years old  
V 3 .All children 3-5 years old  
V 4 .All children 6-13 years old  
V 5 .All children 14-17 years old  
V 6 .Children 0-2 and 3-5  
V .(none 6-17)  
V 7 .Children 0-2 and 6-13  
V .(none 3-5 or 14-17)  
V 8 .Children 0-2 and 14-17  
V .(none 3-13)  
V 9 .Children 3-5 and 6-13  
V .(none 0-2 or 14-17)  
V 10 .Children 3-5 and 14-17  
V .(none 0-2 or 6-13)  
V 11 .Children 6-13 and 14-17  
V .(none 0-5)  
V 12 .Children 0-2, 3-5 and 6-13  
V .(none 14-17)  
V 13 .Children 0-2, 3-5 and 14-17  
V .(none 6-13)  
V 14 .Children 0-2, 6-13 and 14-17  
V .(none 3-5)  
V 15 .Children 3-5, 6-13 and 14-17  
V .(none 0-2)  
V 16 .Children from all age groups

D C-PFREL 1 279  
Primary family relationship

U All  
V 0 .Not in primary family  
V 1 .Husband  
V 2 .Wife  
V 3 .Own child  
V 4 .Other relative  
V 5 .Unmarried reference person

D C-PFSIZE 2 280  
Size of primary family

U All  
V 00 .Not in primary family  
V 02-39 .Number individuals  
V .(A-FAMTYP = 1 or 3)

DATA SIZE BEGIN

D C-PFHHAG 1 282  
Age of primary family householder

U All  
V 0 .Not a family member  
V 1 .< 25 years old  
V 2 .25-44 years old  
V 3 .45-54 years old  
V 4 .55-64 years old  
V 5 .65+ years old

D C-LFESM 1 283  
Labor force and earner status (male) of husband of primary family or male householder

U All  
V 0 .Not in primary family/no male  
V 1 .Employed earner  
V 2 .Self-employed  
V 3 .Without pay  
V 4 .Unemployed  
V 5 .Not in labor force  
V 6 .Armed Forces

D C-LFESF 1 284  
Labor force and earner status (female) of wife of primary family or female householder

U All  
V 0 .Not in primary family/no female  
V 1 .Employed earner  
V 2 .Self-employed  
V 3 .Without pay  
V 4 .Unemployed  
V 5 .Not in labor force  
V 6 .Armed Forces

D C-PFWS 1 285  
Primary family earners wage and salary status (16+)

U All  
V 0 .Not in primary family  
V 1 .No one employed  
V 2 .Some employed - no wage and salary workers  
V 3 .With wage and salary workers, husband/wife or reference person self-employed  
V 4 .With wage and salary workers, husband/wife or reference person not self-employed other household member self-employed  
V 5 .With wage and salary workers only

D C-PFFTPT 1 286  
Usual full-time/part-time status of primary family earners (16+)

U H-MIS=4 or 8  
V -1 .Not in universe  
V .(MIS 1,2,3,5,6,7)  
V 0 .Not in primary family  
V 1 .No earners  
V 2 .All earners full time  
V 3 .Some full time, some part time  
V 4 .All earners part time  
V 5 .Not in universe

D C-PFEARN 4 287  
Total weekly family earnings (for members 16+)

U H-MIS=4 or 8  
V -1 .Not in primary family or not in universe  
V 0000-9999 .Usual weekly family earnings

DATA DICTIONARY

DATA	SIZE	BEGIN
D C-PFNOER	1	291
Number of earners in primary family 16+		
U All		
V	-1	.Not in universe (not in primary family)
V	0	.No earners
V	1-8	.1-8 Earners
V	9	.9+ Earners
D C-PFNOEM	1	292
Number of employed in primary family 16+		
V	-1	.Not in universe
V	0	.No one employed
V	1-8	.1-8 Employed
V	9	.9+ Employed
D C-PFNOUN	1	293
Number of unemployed in primary family 16+		
U All		
V	-1	.Not in universe (not in primary family)
V	0	.No unemployed
V	1-8	.1-8 Unemployed
V	9	.9+ Unemployed
D C-FAMWGT	8	294 2
Family weight - two implied decimal places		
U All		
D C-FMEWGT	8	302 2
Family earnings weight (2 implied decimal places)		
U H-MIS=4 or 8		
*****		
* Allocation flags *		
*****		
D C%LINENO	1	310
Line number allocation flag		
V	0	.No change
V	2	.Blank to value
V	3	.Value to value

DATA	SIZE	BEGIN
D C%RRP	1	311
Relationship to reference person allocation flag		
V	0	.No change
V	2	.Blank to value
V	3	.Value to value
V	5	.Value to value - no error
D C%PARENT	1	312
Parent's line number allocation flag		
V	0	.No change
V	2	.Blank to value
V	3	.Value to value
V	5	.Value to value - no error
D C%AGE	1	313
Age allocation flag		
V	0	.No change
V	2	.Blank to value
V	4	.Allocated
D PADDING	2	314
D C%SEX	1	316
Sex allocation flag		
V	0	.No change
V	2	.Blank to value
V	3	.Value to value
V	4	.Allocated
D PADDING	3	317
D C%RACE	1	320
Race allocation flag		
V	0	.No change
V	2	.Blank to value
V	4	.Allocated
D C%ORIGIN	1	321
Origin allocation flag		
V	0	.No change
V	2	.Blank to value
V	5	.Value to value - no error
V	8	.Blank to n/a code
D PADDING	39	322



## ATTACHMENT 8

### Current Population Survey Armed Forces' Interview Data Dictionary

DATA	SIZE	BEGIN	DATA	SIZE	BEGIN
D HSPAD1	1	1	V	12	.Other not HU
D HSPAD2	1	2	D H-FARM	1	11
D H-MONTH	2	3			Farm def'n - edited using urban/rural code
Month of survey			U All		From MST and CPS-1 Items 5A and 5B
U All			V	1	.Nonfarm
V	01-12	.Month	V	2	.Farm
D H-YEAR	1	5	D H-TYPINT	1	12
Year of survey - last digit					Item 13 - Type interview
U All			U All		
V	0-9	.Last digit of year	V	-1	.Blank or impossible
D H-HHNUM	1	6	V	1	.Noninterview
Household number			V	2	.Personal
U All			V	3	.Tel. - regular
V	-1	.Blank	V	4	.Tel. - callback
V	1-8	.Household number	V	5	.ICR filled
D H-CPSCHK	1	7	D H-RESPNM	1	13
Item 1 - Interviewer check item					Item 12 - Line no. HHLd resp.
U All			U All		
V	-1	.Blank	V	-1	.Blank or impossible
V	1	.Only CPS-1 for household	V	1-6	.Line no.
V	2	.First CPS-1 of continuation household	V	7	.Non HHLd resp.
V	3	.Second CPS-1 of continuation household	D H-AREASN	1	14
V	4	.Third, fourth, etc. CPS-1			Item 14 - Reason for type A
D H-DAYCMP	1	8	U H-HHTYPE=2		
Day interview complete			V	-1	.Not in universe
U All			V	1	.No one home
V	-1	.Blank	V	2	.Temporarily absent
V	1	.Sunday	V	3	.Refused
V	2	.Monday	V	4	.Other - occ.
V	3	.Tuesday	D H-ARACE	1	15
V	4	.Wednesday			Item 14 - Race for type A
V	5	.Thursday	U H-HHTYPE=2		
V	6	.Friday	V	-1	.Not in universe
V	7	.Saturday	V	1	.White
V	8	.After interview week	V	2	.Black
D H-LIVQRT	2	9	V	3	.Other
Item 4 - Type of living quarters (Recode)			D H-TYPEBC	2	16
U All					Item 15 - Type B/C
Housing unit			U H-HHTYPE=3		
V	01	.House, apt., flat	V	-1	.Not in universe
V	02	.HU in nontransient hotel, etc.	Type B		
V	03	.HU, perm., in trans. hotel, motel etc.	V	01	.Vacant - regular
V	04	.HU in rooming house	V	02	.Vacant - storage of HHLd furniture
V	05	.Mobile home or trailer with no permanent room added	V	03	.Temp occ. by persons with URE
V	06	.Mobile home or trailer with 1 or more perm. rooms added	V	04	.Unfit or to be demolished
V	07	.HU not specified above	V	05	.Under construction, not ready
Other unit			V	06	.Converted to temp. business or storage
V	08	.Qtrs not HU in rooming or boarding house	V	07	.Occ. by AF members or persons under 15
V	09	.Unit not perm. in trans. hotel, motel, etc.	V	08	.Unocc. tent or trailer site
V	10	.Tent or trailer site	V	09	.Permit granted, construction not started
V	11	.Student quarters in college dormitory	V	10	.Other
			Type C		
			V	11	.Demolished
			V	12	.House or trailer moved
			V	13	.Outside segment

CURRENT POPULATION SURVEY - ARMED FORCES' INTERVIEW

DATA SIZE BEGIN  
 V 14 .Converted to perm. business or storage  
 V 15 .Merged  
 V 16 .Condemned  
 V 17 .Built after April 1, 1980  
 V 18 .Unused line of listing sheet  
 V 19 .Other

D H-SEASON 1 18  
 Item 16 - Seasonal status

U H-TYPEBC=1-3  
 V -1 .Not in universe  
 V 1 .Year round  
 V 2 .By migratory workers  
 V 3 .Seasonally

D H-OCCINT 1 19  
 Item 17 - This unit is intended for occupancy

U H-SEASON=2 or 3 and H-LIVQRT=1-7  
 V -1 .Not in universe  
 V 1 .Summers only  
 V 2 .Winters only  
 V 3 .Other

D H-INTRV1 2 20  
 Interviewer code  
 Blank or impossible in any digit  
 interviewer code A00-M99 excluding IXX

V -1 .Blank  
 V 00 .A  
 V 01 .B  
 V 02 .C  
 V 03 .D  
 V 04 .E  
 V 05 .F  
 V 06 .G  
 V 07 .H  
 V 08 .J  
 V 09 .K  
 V 10 .L  
 V 11 .M  
 V 12 .N  
 V 13 .P  
 V 14 .Q  
 V 15 .R  
 V 16 .S  
 V 17 .T  
 V 18 .U  
 V 19 .V  
 V 20 .W  
 V 21 .X  
 V 22 .Y  
 V 23 .Z

D H-INTRV2 1 22  
 Interviewer Code - digit 2  
 V -1 .Blank  
 V 0-9 .Interviewer code digit 2

D H-INTRV3 1 23  
 Interviewer Code - digit 3  
 V -1 .Blank  
 V 0-9 .Interviewer code digit 3

D H-STATUS 1 24  
 Item 27B - HHLID status change - replacement household

U All  
 V -1 .Blank  
 V 1 .Yes  
 V 2 .No

D H-TENURE 1 25  
 Tenure

U All

DATA SIZE BEGIN  
 V -1 .Not in universe  
 V 1 .Owned or being bought  
 V 2 .Rent  
 V 3 .No cash rent

D H-FAMINC 2 26  
 Family income  
 Note: If a nonfamily household (H-FAMIND=0), income includes only that of householder.

U All  
 V -1 .Not in universe  
 V 0 .Less than \$5,000  
 V 1 . \$5,000 to \$7,499  
 V 2 . \$7,500 to \$9,999  
 V 3 . \$10,000 to \$12,499  
 V 4 . \$12,500 to \$14,999  
 V 5 . \$15,000 to \$19,999  
 V 6 . \$20,000 to \$24,999  
 V 7 . \$25,000 to \$29,999  
 V 8 . \$30,000 to \$34,999  
 V 9 . \$35,000 to \$39,999  
 V 10 . \$40,000 to \$49,999  
 V 11 . \$50,000 to \$59,000  
 V 12 . \$60,000 to \$74,999  
 V 13 . \$75,000 and Over  
 V 19 .Not answered

D H-TELHHD 1 28  
 Telephone in household  
 U All (March, July, Nov. only)  
 V -1 .Not in universe (noninterview)  
 V 1 .Yes  
 V 2 .No

D H-TELAVL 1 29  
 Telephone available  
 U H-TELHHD=2 (March, July, Nov. only)  
 V -1 .Not in universe  
 V 1 .Yes  
 V 2 .No

D H-TELINT 1 30  
 Telephone interview acceptable  
 U H-TELHHD=1 or H-TELAVL=1 (March, July, Nov. only)  
 V -1 .Not in universe  
 V 1 .Yes  
 V 2 .No

D H-PRSCNT 1 31  
 Item 30 - Number of contacts - actual and attempted -- personal  
 U March, July, Nov. only  
 V -1 .Blank  
 V 1-6 .# of personal contacts  
 V .(6 = 6+)

D H-TELCNT 1 32  
 Item 30 - Number of contacts - actual and attempted -- telephone  
 U March, July, Nov. only  
 V -1 .Blank  
 V 1-9 .# of telephone contacts  
 V .(9 = 9+)

D H-TIMINT 1 33  
 Item 31 - Time of interview  
 U March, July, Nov. only  
 V -1 .Blank  
 V 1 .Midnight to 6 A.M.  
 V 2 .6 to 9 A.M.  
 V 3 .9 A.m. to noon  
 V 4 .Noon to 3 P.M.

DATA DICTIONARY

DATA            SIZE BEGIN  
 V            5 .3 to 6 P.M.  
 V            6 .6 to 9 P.M.  
 V            7 .9 P.M. to midnight

\*\*\*\*\*  
 \*    Household recodes            \*  
 \*\*\*\*\*

D H-HHTYPE    1    34  
           Type of household  
 U ALL  
 V            1 .Interview  
 V            2 .Type A non-interview  
 V            3 .Type B/C non-interview

D H-MIS        1    35  
           Month in sample  
 U ALL  
 V            1-8 .Month in sample

D H-NUMPER    2    36  
           Number of persons in household  
 U ALL  
 V            00 .Noninterview household  
 V            1-39 .Number of persons in HHL

D H-TYPE       1    38  
           Household type  
 U ALL  
 V            0 .Non-interview household  
 V            1 .Husband/wife primary family  
               (neither husband or wife in  
               .Armed Forces)  
 V            2 .Husband/wife primary family  
               (husband and/or wife in armed  
               .forces)  
 V            3 .Unmarried civilian male  
               .primary family householder  
 V            4 .Unmarried civilian female  
               .primary family householder  
 V            5 .Primary family household -  
               .reference person in  
               .Armed Forces and unmarried  
 V            6 .Civilian male primary  
               .individual  
 V            7 .Civilian female primary  
               .individual  
 V            8 .Primary individual household -  
               .reference person in Armed Forces  
 V            9 .Group quarters

D H-TYPERP    1    39  
           Type of reference person  
 U H-HHTYPE=1  
 V            0 .Not in universe  
 V            1 .Civilian  
 V            2 .Armed Forces  
 V            3 .Group quarters

D H-NUMFAM    2    40  
           Number of families in HHL  
 U H-HHTYPE=1  
 V            00 .Not in universe  
 V            00-39 .Number of families

D H-HHDSEQ    2    42  
           Householder sequence number  
           (reference person)  
           (Will be first adult record for  
           group quarters)  
 U H-HHTYPE=1  
 V            00 .Not in universe  
 V            01-39 .Sequence number

DATA            SIZE BEGIN  
 D H-MSTIND    5    44  
           Master segment tape index  
           Unique segment identifier  
 D H-HHWGT     9    49    2  
           Household weight (2 implied  
           decimal places)  
           Final household weight equivalent to  
           the weight of the wife in husband-wife  
           households and the reference person  
           in all other households

\*\*\*\*\*  
 \*    Allocation flags            \*  
 \*\*\*\*\*

D H%TENURE    1    58  
 V            0 .No change  
 V            1 .Value to blank  
 V            4 .Allocated

D H%FAMINC    1    59  
 V            0 .No change  
 V            2 .Blank to value  
 V            6 .Refusal to value, allocated,  
               .no error

D H%ARACE     1    60  
 V            0 .No change  
 V            1 .Value to blank  
 V            4 .Allocated

D H%CPSCCHK   1    61  
 V            0 .No change  
 V            2 .Blank to value

D H%DAYCMP    1    62  
 V            0 .No change  
 V            2 .Blank to value

D H%HHNUM     1    63  
 V            0 .No change  
 V            2 .Blank to value  
 V            8 .Blank to NA - error

D H%INTRV     1    64  
 V            0 .No change  
 V            2 .Blank to value

D H%LIVQRT    1    65  
 V            0 .No change  
 V            4 .Allocated  
 V            7 .Blank to NA - no error

D H%OCCINT    1    66  
 V            0 .No change  
 V            1 .Value to blank  
 V            4 .Allocated

D H%RESPNM    1    67  
 V            0 .No change  
 V            2 .Blank to value

D H%SEASON    1    68  
 V            0 .No change  
 V            1 .Value to blank  
 V            4 .Allocated

D H%STATUS    1    69  
 V            0 .No change  
 V            1 .Value to blank  
 V            2 .Blank to value  
 V            3 .Value to value  
 V            8 .Blank to NA - error



CURRENT POPULATION SURVEY - ARMED FORCES' INTERVIEW

DATA SIZE BEGIN

D H%AREASN 1 70  
 V 0 .No change  
 V 1 .Value to blank

D H%TYPEBC 1 71  
 V 0 .No change  
 V 1 .Value to blank

D H%TELHHD 1 72  
 V 0 .No change  
 V 1 .Value to blank  
 V 4 .Allocated

D H%TELAVL 1 73  
 V 0 .No change  
 V 1 .Value to blank  
 V 4 .Allocated

D H%TELINT 1 74  
 V 0 .No change  
 V 1 .Value to blank  
 V 4 .Allocated

D H%PRSCNT 1 75  
 V 0 .No change  
 V 2 .Blank to value

D H%TIMINT 1 76  
 V 0 .No change  
 V 2 .Blank to value

D H%TELCNT 1 77  
 V 0 .No change  
 V 7 .Blank to NA - no error

\*\*\*\*\*  
 \* Master Segment Tape (M.S.T.) items \*  
 \* for M.S.T. variables whose ranges are \*  
 \* not defined here, see geographic \*  
 \* appendix to this DDL. \*  
 \*\*\*\*\*

D HG-REG 1 78  
 Region  
 V 1 .Northeast  
 V 2 .Midwest  
 V 3 .South  
 V 4 .West

D HG-ST60 2 79  
 1960 Census state code (first  
 digit = geog. division code)  
 Northeast Region (Region 1)  
 New England Division (Div. 1)  
 V 11 .Maine  
 V 12 .New Hampshire  
 V 13 .Vermont  
 V 14 .Massachusetts  
 V 15 .Rhode Island  
 V 16 .Connecticut  
 Middle Atlantic Division (Div. 2)  
 V 21 .New York  
 V 22 .New Jersey  
 V 23 .Pennsylvania  
 Midwest Region (Region 2)  
 East North Central Division (Div. 3)  
 V 31 .Ohio  
 V 32 .Indiana  
 V 33 .Illinois  
 V 34 .Michigan  
 V 35 .Wisconsin  
 West North Central Division (Div. 4)  
 V 41 .Minnesota  
 V 42 .Iowa  
 V 43 .Missouri  
 V 44 .North Dakota

DATA SIZE BEGIN

V 45 .South Dakota  
 V 46 .Nebraska  
 V 47 .Kansas  
 South Region (Region 3)  
 South Atlantic Division (Div. 5)  
 V 51 .Delaware  
 V 52 .Maryland  
 V 53 .District of Columbia  
 V 54 .Virginia  
 V 55 .West Virginia  
 V 56 .North Carolina  
 V 57 .South Carolina  
 V 58 .Georgia  
 V 59 .Florida  
 East South Central Division (Div. 6)  
 V 61 .Kentucky  
 V 62 .Tennessee  
 V 63 .Alabama  
 V 64 .Mississippi  
 West South Central Division (Div. 7)  
 V 71 .Arkansas  
 V 72 .Louisiana  
 V 73 .Oklahoma  
 V 74 .Texas  
 West Region (Region 4)  
 Mountain Division (Div. 8)  
 V 81 .Montana  
 V 82 .Idaho  
 V 83 .Wyoming  
 V 84 .Colorado  
 V 85 .New Mexico  
 V 86 .Arizona  
 V 87 .Utah  
 V 88 .Nevada  
 Pacific Division (Div. 9)  
 V 91 .Washington  
 V 92 .Oregon  
 V 93 .California  
 V 94 .Alaska  
 V 95 .Hawaii

D HG-STRN 2 81  
 1980 State rank  
 (See Geographic Appendix)

D HG-FIPS 2 83  
 FIPS State code  
 (See Geographic Appendix)

D HG-MSAS 1 85  
 MSA status  
 V 1 .In MSA, in CC  
 V 2 .In MSA, not in CC  
 V 3 .Not in MSA  
 V 4 .Not identified

D HG-MSAC 4 86  
 MSA or PMSA FIPS code  
 V 0000 .Not MSA/PMSA, not identified  
 V 0040-9340 .MST/PMSA code  
 (See Geographic Appendix)

D HG-PMSA 2 90  
 PMSA rank  
 V 00 .Not a PMSA, not identified  
 V 01-12 .Ranking of PMSA within its CMSA  
 (See Geographic Appendix)

D HG-MSAR 3 92  
 MSA or CMSA rank  
 V 000 .Not an MSA, not identified  
 V 001-252 .Ranking of MSAs or CMSAs by  
 .population  
 (See Geographic Appendix)

DATA DICTIONARY

DATA SIZE BEGIN

D HG-MSSZ 2 95  
MSA size  
First character -- padding  
Second character -- pop. size MSA/CMSA  
V 1 .Not identified, not an MSA  
V 2 .100,000 - 249,999  
V 3 .250,000 - 499,999  
V 4 .500,000 - 999,999  
V 5 .1 million - 2,499,999  
V 6 .2.5 million - 4,999,999  
V 7 .5 million - 9,999,999  
V 8 .10 million or more

D HG-CMSA 2 97  
V 00 .Not in CMSA, not identified  
V 07-91 .CMSA code  
(See Geographic Appendix)

D H-METSTA 1 99  
V 1 .Metropolitan  
V 2 .Nonmetropolitan  
V 3 .Not identified

D H-INDVCC 1 100  
Individual central city identifier  
(See Geographic Appendix)

D H-RECTYP 1 101  
V 1 .Interviewed adult  
V 2 .Type A noninterview  
V 3 .Type B/C noninterview  
V 4 .Armed Forces record  
V 5 .Childrens record

D H-ID 12 102  
Unique household identifier

\*\*\*\*\*  
\* Edited Armed Force's Control Card Items \*  
\*\*\*\*\*

D M-LINENO 2 114  
Item 18A - Line number  
U All  
V 01-39 .Line number

D M-RRP 2 116  
Item 18B - Relationship to reference person

U All  
V 1 .Reference person with other relatives in household  
V 2 .Reference person with no other relatives in household  
V 3 .Husband  
V 4 .Wife  
V 5 .Own child  
V 6 .Parent  
V 7 .Brother/sister  
V 8 .Other relative of reference person  
V 9 .Nonrelative of reference person with own relatives in household  
V 10 .Nonrelative of reference person-no own relatives in household

D M-PARENT 2 118  
Item 18C - Parent's line number

U All  
V 00 .None  
V 01-39 .Parent's line number

DATA SIZE BEGIN

D M-AGE 2 120  
Item 18D - Age  
U All  
V 15-90 .AF Age (Age topcoded at 90)

D M-MARITL 1 122  
Item 18E - Marital status

U All  
V 1 .Married - civilian spouse  
V .present  
V 2 .Married - Armed Forces spouse  
V .present  
V 3 .Married - spouse absent  
V .(exc. separated)  
V 4 .Widowed  
V 5 .Divorced  
V 6 .Separated  
V 7 .Never married

D M-SPOUSE 2 123  
Item 18F - Spouse's line number

U All  
V 00 .None  
V 01-39 .Spouse's line number

D M-SEX 1 125  
Item 18G - Sex

U All  
V 1 .Male  
V 2 .Female

D PADDING 1 126

D A-HGA 2 127  
Item 18H - Educational attainment

U All  
V 00 .None  
V 31 .Less than 1st grade  
V 32 .1st, 2nd, 3rd, or 4th grade  
V 33 .5th or 6th grade  
V 34 .7th or 8th grade  
V 35 .9th grade  
V 36 .10th grade  
V 37 .11th grade  
V 38 .12th grade-no diploma  
V 39 .High school graduate-diploma, .GED, etc.  
V 40 .Some college but not degree  
V 41 .Associate's degree in college-occupational/vocational program  
V 42 .Associate's degree in college-academic program  
V 43 .Bachelor's degree in college-BA, .BS, AB, etc.  
V 44 .Master's degree-MA, MS, MBA, . etc.  
V 45 .Professional school degree-MD, .DDS, DVM, etc.  
V 46 .Doctorate degree-PhD, EdD, etc.

D PADDING 1 129

D M-RACE 1 130  
Item 18J - Race

U All  
V 1 .White  
V 2 .Black  
V 3 .Amer Indian, Aleut Eskimo  
V 4 .Asian or Pacific Islander  
V 5 .Other

D PADDING 63 131

CURRENT POPULATION SURVEY - ARMED FORCES' INTERVIEW

DATA SIZE BEGIN  
 \*\*\*\*\*  
 \* Armed Forces - Recodes  
 \*\*\*\*\*

D M-REORGN 2 194  
 Item 18K - Origin  
 U All  
 V 1 .Mexican American  
 V 2 .Chicano  
 V 3 .Mexican (Mexicano)  
 V 4 .Puerto Rican  
 V 5 .Cuban  
 V 6 .Central or South American  
 V 7 .Other Spanish  
 V 8 .All other  
 V 9 .Don't know  
 V 10 .NA

D M-EXPRRP 2 196  
 Expanded relationship code  
 U All  
 V 1 .Reference person with relatives  
 V 2 .Reference person without  
 V .relatives  
 V 3 .Husband  
 V 4 .Wife  
 V 5 .Natural/adopted child  
 V 6 .Step child  
 V 7 .Grandchild  
 V 8 .Parent  
 V 9 .Brother/sister  
 V 10 .Other relative  
 V 11 .Foster child  
 V 12 .Nonrelative with relatives  
 V 13 .Partner/roommate  
 V 14 .Nonrelative without relatives

D PADDING 50 198  
 \*\*\*\*\*  
 \* Armed Forces - Weights  
 \*\*\*\*\*

D M-FNLWGT 8 248 2  
 Armed Forces - S Final Weight  
 (2 Implied Decimal Places)  
 U All

D PADDING 16 256  
 \*\*\*\*\*  
 \* Family recodes  
 \*\*\*\*\*

D M-FAMNUM 2 272  
 Family number  
 U All  
 V 00 .Not a family member  
 V 01 .Primary family member only  
 V 02-19 .Subfamily member

D M-FAMTYP 1 274  
 Family type  
 U All  
 V 1 .Primary family  
 V 2 .Primary individual  
 V 3 .Related subfamily  
 V 4 .Unrelated subfamily  
 V 5 .Secondary individual

D M-FAMREL 1 275  
 Family relationship  
 U All  
 V 0 .Not a family member  
 V 1 .Reference person  
 V 2 .Spouse

DATA SIZE BEGIN  
 V 3 .Child  
 V 4 .Other relative (primary family and  
 V .unrelated subfamily only)  
 D M-PFNOCD 1 276  
 Number of own Children < 18 in primary  
 family

U All  
 V 0 .Not in primary family  
 V 1 .No children  
 V 2 .1 child  
 V 3 .2 children  
 V 4 .3 children  
 V 5 .4 children  
 V 6 .5 children  
 V 7 .6 children  
 V 8 .7 children  
 V 9 .8+ children

D M-PFPRCD 2 277  
 U All  
 V 0 .Not in primary family  
 V 1 .No children < 18 years old  
 V 2 .All children 0-2 years old  
 V 3 .All children 3-5 years old  
 V 4 .All children 6-13 years old  
 V 5 .All children 14-17 years old  
 V 6 .Children 0-2 and 3-5  
 V .(none 6-17)  
 V 7 .Children 0-2 and 6-13  
 V .(none 3-5 or 14-17)  
 V 8 .Children 0-2 and 14-17  
 V .(none 3-13)  
 V 9 .Children 3-5 and 6-13  
 V .(none 0-2 or 14-17)  
 V 10 .Children 3-5 and 14-17  
 V .(none 0-2 or 6-13)  
 V 11 .Children 6-13 and 14-17  
 V .(none 0-5)  
 V 12 .Children 0-2, 3-5 and 6-13  
 V .(none 14-17)  
 V 13 .Children 0-2, 3-5 and 14-17  
 V .(none 6-13)  
 V 14 .Children 0-2, 6-13 and 14-17  
 V .(none 3-5)  
 V 15 .Children 3-5, 6-13 and 14-17  
 V .(none 0-2)  
 V 16 .Children from all age groups

D M-PFREL 1 279  
 Primary family relationship  
 U All  
 V 0 .Not in primary family  
 V 1 .Husband  
 V 2 .Wife  
 V 3 .Own child  
 V 4 .Other relative  
 V 5 .Unmarried reference person

D M-PFSIZE 2 280  
 Size of primary family  
 U All  
 V 00 .Not in primary family  
 V 02-39 .Number individuals  
 V .(A-FAMTYP = 1 or 3)

D M-PFHHAG 1 282  
 Age of primary family householder  
 U All  
 V 0 .Not a family member  
 V 1 .< 25 years old  
 V 2 .25-44 years old  
 V 3 .45-54 years old  
 V 4 .55-64 years old  
 V 5 .65+ years old

DATA DICTIONARY

DATA SIZE BEGIN

D M-LFESM 1 283  
Labor force and earner status  
(male) of husband of primary  
family or male householder

U ALL  
V 0 .Not in primary family/no male  
V 1 .Employed earner  
V 2 .Self-employed  
V 3 .Without pay  
V 4 .Unemployed  
V 5 .Not in labor force  
V 6 .Armed Forces

D M-LFESF 1 284  
Labor force and earner status (female)  
of wife of primary family or female  
householder

U ALL  
V 0 .Not in primary family/no female  
V 1 .Employed earner  
V 2 .Self-employed  
V 3 .Without pay  
V 4 .Unemployed  
V 5 .Not in labor force  
V 6 .Armed Forces

D M-PFWS 1 285  
Primary family earners wage and salary  
status (16+)

U ALL  
V -1 .Not in primary family  
V 0 .Not in primary family  
V 1 .No one employed  
V 2 .Some employed - no wage  
and salary workers  
V 3 .With wage and salary workers,  
husband/wife or reference person  
self-employed  
V 4 .With wage and salary workers,  
husband/wife or reference  
person not self-employed, other  
household member self-employed  
V 5 .With wage and salary workers  
only

D M-PFFTPT 1 286  
Usual full-time/part-time status of  
primary family earners (16+)

U M-MIS=4 or 8  
V -1 .Not in universe (MIS 1,2,3,5,6,7)  
V 0 .Not in primary family  
V 1 .No earners  
V 2 .All earners full time  
V 3 .Some full time, some part time  
V 4 .All earners part time  
V 5 .Not in universe

D M-PFEARN 4 287  
Total weekly family earnings  
(for members 16+)

U IS=4 or 8  
V -1 .Not in primary family or  
not in universe  
V 0000-9999 .Usual weekly family earnings

D M-PFNOER 1 291  
Number of earners in primary family 16+

U ALL  
V -1 .Not in universe (not in  
primary family)  
V 0 .No earners  
V 1-8 .1-8 earners  
V 9 .9+ earners

DATA SIZE BEGIN

D M-PFNOEM 1 292  
Number of employed in primary  
family 16+

V -1 .Not in universe  
V 0 .No one employed  
V 1-8 .1-8 employed  
V 9 .9+ employed

D M-PFNOUN 1 293  
Number of unemployed in primary  
family 16+

U ALL  
V -1 .Not in universe (not in  
primary family)  
V 0 .No unemployed  
V 1-8 .1-8 unemployed  
V 9 .9+ unemployed

D M-FAMWGT 8 294 2  
Family weight - Two implied decimal  
places

U ALL

D M-FMEWGT 8 302 2  
Family earnings weight  
(2 implied decimal places)

\*\*\*\*\*  
\* Allocation Flags  
\*\*\*\*\*

D M%LINENO 1 310  
Line number allocation flag

V 0 .No change  
V 2 .Blank to value  
V 3 .Value to value

D M%RRP 1 311  
Relationship to reference  
person allocation flag

V 0 .No change  
V 2 .Blank to value  
V 3 .Value to value  
V 5 .Value to value - no error

D M%PARENT 1 312  
Parent's line number allocation flag

V 0 .No change  
V 2 .Blank to value  
V 3 .Value to value  
V 5 .Value to value - no error

D M%AGE 1 313  
Age allocation flag

V 0 .No change  
V 2 .Blank to value  
V 4 .Allocated

D M%MARITL 1 314  
Marital status allocation flag

V 0 .No change  
V 2 .Blank to value  
V 3 .Value to value  
V 4 .Allocated  
V 5 .Value to value - no error

D M%SPOUSE 1 315  
Spouse's line number allocation flag

V 0 .No change  
V 2 .Blank to value  
V 3 .Value to value  
V 5 .Value to value - no error

CURRENT POPULATION SURVEY - ARMED FORCES' INTERVIEW

DATA SIZE BEGIN

D M%SEX 1 316

Sex allocation flag

- V 0 .No change
- V 2 .Blank to value
- V 3 .Value to value
- V 4 .Allocated

D PADDING 1 317

D M%HGA 1 318

Highest grade attended allocation flag

- V 0 .No change
- V 4 .Allocated

D M%HGC 1 319

Highest grade completed allocation flag

- V 0 .No change
- V 2 .Blank to value

DATA SIZE BEGIN

D M%RACE 1 320

Race allocation flag

- V 0 .No change
- V 2 .Blank to value
- V 4 .Allocated

D M%ORIGIN 1 321

Origin allocation flag

- V 0 .No change
- V 2 .Blank to value
- V 5 .Value to value - no error
- V 8 .Blank to N/A code

D PADDING 39 322

## ATTACHMENT 9

Current Population Survey  
October 1992 Adult Supplement Record Layout

DATA	SIZE	BEGIN:END	UNIVERSE
A-S29	Character*001 Check item - School enrollment status (transcribe from 26A) Blank = Item 29 Blank 1 = Yes 2 = No 3 = Item 26A Blank	(0361:0361)	All persons age 15+
A-S30	Character*001 Is...attending or enrolled in regular school? Blank = Out of universe 1 = Yes 2 = No	(0362:0362)	All persons age 15+
A-S31	Character*001 Is...enrolled in public or private school? Blank = Out of universe 1 = Public 2 = Private	(0363:0363)	A-S30 = 1
A-S32	Character*002 What grade or year is... attending? Blank = Out of universe 01-08 = Elementary 09-12 = High school 13-18 = College	(0364:0365)	A-S30 = 1
A-S33	Character*001 Is...attending college full-time or part-time? Blank = Out of universe 1 = Full-time 2 = Part-time	(0366:0366)	A-S32 = 13-18 and no entry in A-S26B
A-S34	Character*001 Is this a two-year college or a four-year college or university? Blank = Out of universe 1 = 2-year college 2 = 4-year college	(0367:0367)	A-S32 = 13-18

DATA	SIZE	BEGIN:END	UNIVERSE
A-S35	Character*001 Excluding (regular college courses and) on the job training, is...taking any business, vocational, technical, secretarial, trade or correspondence courses? Blank = Out of universe 1 = Yes 2 = No	(0368:0368)	A-S30 = 2 or A-S32 = 13-18
A-S36	Character*001 Was...attending or enrolled in a regular school or college in October 1991, that is, October of last year? Blank = Out of universe 1 = Yes 2 = No	(0369:0369)	All persons age 15+
A-S37	Character*002 What grade or year was...attending last year? Blank = Out of universe 01-08 = Elementary 09-12 = High School 13-18 = College 99 = No response	(0370:0371)	A-S36 = 1
A-S38	Character*001 Did...complete the (grade/year)? Blank = Out of universe 1 = Yes 2 = No 9 = No response	(0372:0372)	A-S36 = 1
A-S39	Character*001 Check Item - Entry in Item 32? Blank = Out of universe 1 = Yes 2 = No 9 = No response	(0373:0373)	A-S36 = 2

DATA	SIZE	BEGIN:END	UNIVERSE
A-S40	Character*002 What is the highest grade or year of school...has attended? Blank = Out of universe 01-08 = Elementary 09-12 = High School 13-18 = College 99 = No response	(0373:0375)	A-S39=2
A-S41	Character*001 Did...complete that (grade/year)? Blank = Out of universe 1 = Yes 2 = No 9 = No response	(0376:0376)	A-S39=2
A-S42	Character*001 Check item Blank = Out of universe 1 = Entry of "1-12" in item 32 2 = All others 9 = No response	(0377:0377)	Entry in A-S38 or A-S39=1
A-S43	Character*001 Check item Blank = Out of universe 1 = Age 15-24 2 = Age 25+ 9 = No response	(0378:0378)	Entry in A-S41 or A-S42=2
A-S44	Character*001 Check item Blank = Out of universe 1 = High school graduate 2 = Not high school grade 9 = No response	(0379:0379)	A-S43=1
A-S45	Character*001 In what calendar year did... last attend regular school? Blank = Out of universe 1 = 1992 2 = 1991 or before 3 = Never attended	(0380:0380)	A-S44=2
A-S46	Character*001 In what calendar year did... complete high school? Blank = Out of universe 1 = 1992 2 = 1991 or before	(0381:0381)	A-S44=1



DATA	SIZE	BEGIN:END	UNIVERSE
A-S47	Character*001 Did...complete high school by means of an equivalency test such as the GED? Blank = Out of universe 1 = Yes 2 = No 9 = No response	(0382:0382)	Entry in A-S45 or A-S46
A-S48	Character*001 Since starting school, has...ever repeated a grade? Blank = Out of universe 1 = Yes 2 = No 9 = No response	(0383:0383)	Entry in A-S47
A-S48A	Character*001 Grade...has ever repeated Blank = Out of universe 1 = Kindergarten 9 = No response	(0384:0384)	A-S48=1
A-S48B	Character*001 Grade...has ever repeated Blank = Out of universe 1 = Grade 1 9 = No response	(0385:0385)	A-S48=1
A-S48C	Character*001 Grade...has ever repeated Blank = Out of universe 1 = Grade 2 9 = No response	(0386:0386)	A-S48=1
A-S48D	Character*001 Grade...has ever repeated Blank = Out of universe 1 = Grade 3 9 = No response	(0387:0387)	A-S48=1
A-S48E	Character*001 Grade...has ever repeated Blank = Out of universe 1 = Grade 4 9 = No response	(0388:0388)	A-S-48=1
A-S48F	Character*001 Grade...has ever repeated Blank = Out of universe 1 = Grade 5 9 = No response	(0389:0389)	A-S48=1

DATA	SIZE	BEGIN:END	UNIVERSE
A-S48G	Character*001 Grade...has ever repeated Blank = Out of universe 1 = Grade 6 9 = No response	(0390:0390)	A-S48=1
A-S48H	Character*001 Grade...has ever repeated Blank = Out of universe 1 = Grade 7 9 = No response	(0391:0391)	A-S48=1
A-S48I	Character*001 Grade...has ever repeated Blank = Out of universe 1 = Grade 8 9 = No response	(0392:0392)	A-S48=1
A-S48J	Character*001 Grade...has ever repeated Blank = Out of universe 1 = Grade 9 9 = No response	(0393:0393)	A-S48=1
A-S48K	Character*001 Grade...has ever repeated Blank = Out of universe 1 = Grade 10 9 = No response	(0394:0394)	A-S48=1
A-S48L	Character*001 Grade...has ever repeated Blank = Out of universe 1 = Grade 11 9 = No response	(0395:0395)	A-S48=1
A-S48M	Character*001 Grade...has ever repeated Blank = Out of universe 1 = Grade 12 9 = No response	(0396:0396)	A-S48=1
A-S49	Character*001 Does...speak a language other than English at home? Blank = Out of universe 1 = Yes 2 = No - speak only English 9 = No response	(0397:0397)	Entry in A-S48

DATA	SIZE	BEGIN:END	UNIVERSE
A-S50	Character*001 What is this language? Blank = Out of universe 1 = Spanish 2 = Asian (e.g., Chinese, Japanese, Vietnamese) 3 = Other European (e.g., French, German, Polish) 4 = Other 9 = No response	(0398:0398)	A-S49=1
A-S51	Character*001 How well does...speak English? Blank = Out of universe 1 = Very well 2 = Well 3 = Not well 4 = Not at all 9 = No response	(0399:0399)	A-S49=1
A-S52	Character*001 Has...ever had a physical mental, or other health condition that adversely affected their ability to learn? Blank = Out of universe 1 = Yes 2 = No 9 = No response	(0400:0400)	A-S49=1
A-S53A	Character*001 Has...had any of the following disabling conditions? Blank = Out of universe 1 = Learning disability 2 = No response	(0401:0401)	A-S49=1
A-S53B	Character*001 Has...had any of the following disabling conditions? Blank = Out of universe 1 = mental retardation 9 = No response	(0402:0402)	A-S49=1

DATA	SIZE	BEGIN:END	UNIVERSE
A-S53C	Character*001 Has...had any of the following disabling conditions? Blank = Out of universe 1 = Speech impairment 9 = No response	(0403:0403)	A-S49=1
A-S53D	Character*001 Has...had any of the following disabling conditions? Blank = Out of universe 1 = Serious emotional disturbance 9 = No response	(0404:0404)	A-S49=1
A-S53E	Character*001 Has...had any of the following disabling conditions? Blank = Out of universe 1 = Deafness 9 = No response	(0405:0405)	A-S49=1
A-S53F	Character*001 Has...had any of the following disabling conditions? Blank = Out of universe 1 = Other hearing impairment 9 = No response	(0406:0406)	A-S49=1
A-S53G	Character*001 Has...had any of the following disabling conditions? Blank = Out of universe 1 = Blindness 9 = No response	(0407:0407)	A-S49=1
A-S53H	Character*001 Has...had any of the following disabling conditions? Blank = Out of universe 1 = Other vision impairment 9 = No response	(0408:0408)	A-S49=1

DATA	SIZE	BEGIN:END	UNIVERSE
A-S53I	Character*001 Has...had any of the following disabling conditions? Blank = Out of universe 1 = Orthopedic impairment 9 = No response	(0409:0409)	A-S49=1
A-S53J	Character*001 Has...had any of the following disabling conditions? Blank = Out of universe 1 = Other health impairment 9 = No response	(0410:0410)	A-S49=1
A-S53K	Character*001 Has...had any of the following disabling conditions? Blank = Out of universe 1 = None of S53A - S53J 9 = No response	(0411:0411)	A-S49=1
A-S54	Character*001 Check Item - Entry of 1-12 in in Item 32? Blank = Out of universe 1 = Yes 2 = No 9 = No response	(0412:0412)	A-S49=1
A-S55A	Character*001 Has...been enrolled as a full-time student in any kind of school, training program, or other educational program in the past 12 months, that is, since October 1991? Blank = Out of universe 1 = Yes 2 = No 9 = No response	(0413:0413)	A-S43=2 or A-S54=2

DATA	SIZE	BEGIN:END	UNIVERSE
A-S55B1	Character*001 Was...enrolled (full-time) in an elementary school, junior high school or high school program during the past 12 months, that is, since October 1991? Blank = Out of universe 1 = Yes 2 = No 9 = No response	(0414:0414)	A-S55A=1
A-S55B2	Character*001 Was...enrolled (full-time) in a program leading to an associate degree during the last 12 months? Blank = Out of universe 1 = Yes 2 = No 9 = No response	(0415:0415)	A-S55A=1
A-S55B3	Character*001 Was...enrolled (full-time) in a program leading to a bachelor or more advanced degree? Blank = Out of universe 1 = Yes 2 = No 9 = No response	(0416:0416)	A-S55A=1
A-S55B4	Character*001 Was...enrolled (full-time) in a vocational or occupational training program after completing or leaving high school during the last 12 months? Blank = Out of universe 1 = Yes 2 = No 9 = No response	(0417:0417)	A-S55A=1

DATA	SIZE	BEGIN:END	UNIVERSE
A-S55B5	Character*001 Was...enrolled (full-time) in an adult literacy or basic skills program during the last 12 months? Blank = Out of universe 1 = Yes 2 = No 9 = No response	(0418:0418)	A-S55A = 1
A-S55B6	Character*001 Was...enrolled (full-time) in an English as a second language (ESL) program during the past 12 months? Blank = Out of universe 1 = Yes 2 = No 9 = No response	(0419:0419)	A-S55A = 1
A-S55B7	Character*001 Was...enrolled (full-time) in some other program during the past 12 months? Blank = Out of universe 1 = Yes 2 = No 9 = No response	(0420:0420)	A-S55A = 1
A-S55C	Character*001 (In addition to full-time studies) has...been enrolled as a part-time student at a college or university in an associate, bachelor, or graduate degree program, in the past 12 months, that is, since October 1991? Blank = Out of universe 1 = Yes 2 = No 9 = No Response	(0421:0421)	A-S55A = 2 or an Entry in A-S55B1 through A-S55B7

DATA	SIZE	BEGIN:END	UNIVERSE
A-S55D1	Character*001 Not counting full-time or part-time courses taken, has...been involved in continuing education courses or noncredit courses in the past 12 months? Blank = Out of universe 1 = Yes 2 = No 9 = No response	(0422:0422)	Entry in A-S55C
A-S55D2	Character*001 Not counting full-time or part-time courses taken, has...been involved in courses by mail, television, radio, or newspaper in the past 12 months? Blank = Out of universe 1 = Yes 2 = No 9 = No response	(0423:0423)	Entry in A-S55C
A-S55D3	Character*001 Not counting full-time or part-time courses taken, has...been involved in private instruction or tutoring in the past 12 months? Blank = Out of universe 1 = Yes 2 = No 9 = No response	(0424:0424)	Entry in A-S55C



DATA	SIZE	BEGIN:END	UNIVERSE
A-S55D4	Character*001 Not counting full-time or part-time courses taken, has...been involved in educational or training activities given by an employer, labor organization, neighborhood center, church, or community group during the past 12 months? Blank = Out of universe 1 = Yes 2 = No 9 = No response	(0425:0425)	Entry in A-S55C
A-S55D5	Character*001 Has...been involved in instruction in basic skills such as math, or reading and writing English? Blank = Out of universe 1 = Yes 2 = No 9 = No response	(0426:0426)	Entry in A-S55C
A-S55D6	Character*001 Has...been involved in instruction in English as a second language in the past 12 months? Blank = Out of universe 1 = Yes 2 = No 9 = No response	(0427:0427)	Entry in A-S55C
A-S55D7	Character*001 Has...been involved in any other organized educational activities during the past 12 months? Blank = Out of universe 1 = Yes 2 = No 9 = No response	(0428:0428)	Entry in A-S55C

DATA	SIZE	BEGIN:END	UNIVERSE
A-S56	Character*001 Check Item - Who reported for this person? Blank = Out of universe 1 = Self 2 = Parent 3 = Spouse 4 = Other relative 5 = Non relative 9 = No response	(0429:0429)	Entry in A-S55C

**ADULT'S SUPPLEMENT ALLOCATED ITEMS**

A%S30	Character*001 Is...attending or enrolled in regular school? 0 = Not allocated 1 = Allocated	(0430:0430)	
A%S31	Character*001 Is...enrolled in public or private school? 0 = Not allocated 1 = Allocated	(0431:0431)	
A%S32	Character*001 What grade or year is...attending? 0 = Not allocated 1 = Allocated	(0432:0432)	
A%S33	Character*001 Is...attending college full-time or part-time? 0 = Not allocated 1 = Allocated	(0433:0433)	
A%S34	Character*001 Is this a two-year college or a four-year college or university? 0 = Not allocated 1 = Allocated	(0434:0434)	

DATA	SIZE	BEGIN:END	UNIVERSE
A%S35	Character*001 Excluding (regular college courses and on the job training, is...taking any business, vocational, technical, secretarial, trade or correspondence courses? 0 = Not allocated 1 = Allocated	(0435:0435)	
A%S36	Character*001 Was...attending or enrolled in a regular school or college in October 1990, that is, October last year? 0 = Not allocated 1 = Allocated	(0436:0436)	
A%S45	Character*001 In what calendar year did...last attend regular school? 0 = Not allocated 1 = Allocated	(0437:0437)	
A%46	Character*001 In what calendar year did...complete high school? 0 = Not allocated 1 = Allocated	(0438:0438)	

**ADULT FINAL SUPPLEMENT WEIGHT**

A-SUPWGT	Character*009 Adult final supplement weight (2 implied decimal places)	(0439:0447)	**Age = 16+
Padding	(0448:0492)		

**\*\*NOTE:** For producing weighted tallies of individuals less than 16 years old, use A-FNLWGT.

# ATTACHMENT 10

Current Population Survey  
October 1992 Children's Supplement Record Layout

DATA	SIZE	BEGIN:END	UNIVERSE
Padding		(0361:0447)	
C-S57	Character*001 Check Item 1 = 0 to 2 2 = 3 to 14	(0448:0448)	All persons less than 15 years old
C-S58	Character*001 Is...attending or enrolled in school? 1 = Yes 2 = No	(0449:0449)	A-S57=2
C-S59	Character*001 Is...enrolled in a public or private school? 1 = Public 2 = Private	(0450:0450)	A-S58=1
C-S60	Character*002 What grade or year is...attending? 1 = Nursery - full-day 2 = Nursery - part-day 3 = Kindergarten - full-day 4 = Kindergarten - part-day 5-12 = Elementary - 1st to 8th grades 13-16 = High school - 9th to 12th grades	(0451:0452)	Entry in A-S59

DATA	SIZE	BEGIN:END	UNIVERSE
C-S61A1	Character*001 We now want to ask you about...s child care and educational experiences - those received on a regular basis from someone other than...s parents or guardians, whether or not there is a charge or fee. Do not include occasional baby-sitting. Which of the following types of care or education does...currently receive on a regular basis? Blank = Out of universe 1 = Relative 9 = Non-response	(0453:0453)	C-S57=1 or C-S58=2
C-S61A2	Character*001 We now want to ask you about...s child care and educational experiences - those received on a regular basis from someone other than...s parents or guardians, whether or not there is a charge or fee. Do not include occasional baby-sitting. Which of the following types of care or education does...currently receive on a regular basis? Blank = Out of Universe 1 = Non-relative 9 = Non-response	(0454:0454)	C-S57=1 or C-S58=2

DATA

SIZE

BEGIN:END

UNIVERSE

C-S61A3

Character\*001  
 We now want to ask  
 you about...s child  
 care and educational  
 experiences - those  
 received on a  
 regular basis from  
 someone other  
 than...s parents  
 or guardians, whether  
 or not there is a  
 charge or fee.  
 Do not include  
 occasional baby-sitting.  
 Which of the  
 following types of  
 care or education  
 does...currently  
 receive on a  
 regular basis?

Blank = Out of universe  
 1 = Day-care center/  
 Nursery/Pre-K/  
 Head Start  
 9 = Non-response

(0455:0455)

C-S57=1  
 or  
 C-S58=2

C-S61A4

Character\*001  
 We now want to ask  
 you about...s child  
 care and educational  
 experiences - those  
 received on a  
 regular basis from  
 someone other  
 than...s parents  
 or guardians, whether  
 or not there is a  
 charge or fee.  
 Do not include  
 occasional baby-sitting.  
 Which of the  
 following types of  
 care or education  
 does...currently  
 receive on a  
 regular basis?

Blank = Out of universe  
 1 = Some other place  
 9 = Non-response

(0456:0456)

C-S57=1  
 or  
 C-S58=2

DATA	SIZE	BEGIN:END	UNIVERSE
C-S61A5	Character*001 We now want to ask you about...’s child care and educational experiences - those received on a regular basis from someone other than...’s parents or guardians, whether or not there is a charge or fee. Do not include occasional baby-sitting. Which of the following types of care or education does...currently receive on a regular basis? Blank = Out of universe 1 = None of the above 9 = Non-response	(0457:0457)	C-S57 = 1 or C-S58 = 2
C-S61B	Character*001 We now want to ask you about...’s child care and educational experiences - those received on a regular basis from someone other than...’s parents or guardians, whether or not there is a charge or fee. Do not include occasional baby-sitting. Which of the following types of care or education does...currently receive on a regular basis? Blank = Out of universe 1 = In child’s home by a relative (not parent) 2 = In other home by a relative (not parent) 9 = Non-response	(0458:0458)	C-S61A1 = 1

DATA	SIZE	BEGIN:END	UNIVERSE
C-S61C	Character*001 We now want to ask you about...s child care and educational experiences - those received on a regular basis from someone other than...s parents or guardians, whether or not there is a charge or fee. Do not include occasional baby-sitting. Which of the following types of care or education does...currently receive on a regular basis? Blank = Out of universe 1 = In child's home by a non-relative 2 = In other home by a non-relative 9 = Non-response	(0459:0459)	C-S61A2=1
C-S62A	Character*001 Since starting school, has...ever repeated a grade? Blank = Out of universe 1 = Yes 2 = No 9 = Non-response	(0460:0460)	C-S60=3-16
C-S62BK	Which one? (0461:0461) Any others? Blank = Out of universe 1 = Kindergarten 9 = Non-response	C-S62A=1	
C-S62B1	Character*001 Which one? Any others? Blank = Out of universe 1 = 1st grade 9 = Non-response	(0462:0462)	C-S62A=1



DATA	SIZE	BEGIN:END	UNIVERSE
C-S62B2	Character*001 Which one? Any others? Blank = Out of universe 1 = 2nd grade 9 = Non-response	(0463:0463)	C-S62A = 1
C-S62B3	Character*001 Which one? Any others? Blank = Out of universe 1 = 3rd grade 9 = Non-response	(0464:0464)	C-S62A = 1
C-S62B4	Character*001 Which one? Any others? Blank = Out of universe 1 = 4th grade 9 = Non-response	(0465:0465)	C-S62A = 1
C-S62B5	Character*001 Which one? Any others? Blank = Out of universe 1 = 5th grade 9 = Non-response	(0466:0466)	C-S62A = 1
C-S62B6	Character*001 Which one? Any others? Blank = Out of universe 1 = 6th grade 9 = Non-response	(0467:0467)	C-S62A = 1
C-S62B7	Character*001 Which one? Any others? Blank = Out of universe 1 = 7th grade 9 = Non-response	(0468:0468)	C-S62A = 1
C-S62B8	Character*001 Which one? Any others? Blank = Out of universe 1 = 8th grade 9 = Non-response	(0469:0469)	C-S62A = 1

DATA	SIZE	BEGIN:END	UNIVERSE
C-S62B9	Character*001 Which one? Any others? Blank = Out of universe 1 = 9th grade 9 = Non-response	(0470:0470)	C-S62A=1
C-S62B10	Character*001 (0471:0471) Which one? Any others? Blank = Out of universe 1 = 10th grade 9 = Non-response	(0471:0471)	C-S62A=1
C-S62B11	Character*001 (0472:0472) Which one? Any others? Blank = Out of universe 1 = 11th grade 9 = Non-response	(0472:0472)	C-S62A=1
C-S62B12	Character*001 (0473:0473) Which one? Any others? Blank = Out of universe 1 = 12th grade 9 = Non-response	(0473:0473)	C-S62A=1
C-S63	Character*001 Check Item - Age in Item 18D is: Blank = Out of universe 1 = 0-4 years 2 = 5+ years 9 = Non-response	(0474:0474)	All persons less than 15 years old
C-S64	Character*001 Does...speak a language other than English at home? Blank = Out of universe 1 = Yes 2 = No - speaks only English 3 = Non-response	(0475:0475)	A-S63=2

DATA	SIZE	BEGIN:END	UNIVERSE
C-S65	Character*001 What is this language? Blank = Out of universe 1 = Spanish 2 = Asian (e.g., Chinese, Japanese, Vietnamese) 3 = Other European (e.g., French, German, Polish) 4 = Other 9 = Non-response	(0476:0476)	A-S64 = 1
C-S66	Character*001 How well does... speak English? Blank = Out of universe 1 = Very well 2 = Well 3 = Not well 4 = Not at all 9 = Non-response	(0477:0477)	Entry in A-S65
C-S67	Character*001 Has...ever had a physical, mental, or other health condition that adversely affected their ability to learn? Blank = Out of universe 1 = Yes 2 = No 9 = Non-response	(0478:0478)	All persons less than 15 years old
C-S68A	Character*001 Has...had any of the following disabling conditions? Blank = Out of universe 1 = Learning disability 2 = Non-response	(0479:0479)	All persons less than 15 years old

DATA	SIZE	BEGIN:END	UNIVERSE
C-S68B	Character*001 Has...had any of the following disabling conditions? Blank = Out of universe 1 = Mental retardation 9 = Non-response	(0480:0480)	All persons less than 15 years old
C-S68C	Character*001 Has...had any of the following disabling conditions? Blank = Out of universe 1 = Speech impairment 9 = Non-response	(0481:0481)	All persons less than 15 years old
C-S68D	Character*001 Has...had any of the following disabling conditions? Blank = Out of universe 1 = Serious emotional disturbance 9 = Non-response	(0482:0482)	All persons less than 15 years old
C-S68E	Character*001 Has...had any of the following disabling conditions? Blank = Out of universe 1 = Deafness 9 = Non-response	(0483:0483)	All persons less than 15 years old
C-S68F	Character*001 Has...had any of the following disabling conditions? Blank = Out of universe 1 = Other hearing impairment 9 = Non-response	(0484:0484)	All persons less than 15 years old
C-S68G	Character*001 Has...had any of the following disabling conditions? Blank = Out of universe 1 = Blindness 9 = Non-response	(0485:0485)	All persons less than 15 years old

DATA	SIZE	BEGIN:END	UNIVERSE
C-S68H	Character*001 Has...had any of the following disabling conditions? Blank = Out of universe 1 = Other vision impairment 9 = Non-response	(0486:0486)	All persons less than 15 years old
C-S68I	Character*001 Has...had any of the following disabling conditions? Blank = Out of universe 1 = Orthopedic impairment 9 = Non-response	(0487:0487)	All persons less than 15 years old
C-S68J	Character*001 Has...had any of the following disabling conditions? Blank = Out of universe 1 = Other health impairment (lasting 6 months or more) 9 = Non-response	(0488:0488)	All persons less than 15 years old
C-S68K	Character*001 Has...had any of the following disabling conditions? Blank = Out of universe 1 = None of the above 9 = Non-response	(0489:0489)	All persons less than 15 years old
C%S58	Character*001 Is...attending or enrolled in school? 0 = Not allocated 1 = Allocated	(0490:0490)	
C%S59	Character*001 Is...enrolled in public or private school? 0 = Not allocated 1 = Allocated	(0491:0491)	

DATA	SIZE	BEGIN:END	UNIVERSE
C%S60	Character*001 What grade or year is... attending? 0 = Not allocated 1 = Allocated	(0492:0492)	



## ATTACHMENT 11

Current Population Survey  
Selected Unweighted Tallies  
From the October 1992 Supplement

DATA	DESCRIPTION	TALLIES
A-S30	Is ... attending or enrolled in regular school? 1 = Yes 2 = No	14,427 97,468
A-S31	Is ... enrolled in public or private school? Blank = Out of universe 1 = Public 11,822 2 = Private	97,468 12,247 2,180
A-S33	Is ... attending college full-time or part-time? Blank = Out of universe 1 = Full-time 2 = Part-time	5,257 2,718
A-S34	Is this a two-year college or a four-year college or university? Blank = Out of universe 1 = 2-year college 2 = 4-year college	103,920 2,300 5,675
A-S46	In what calander year did... complete high school? Blank = Out of universe 1 = 1992 2 = 1991 or before	100,663 1,346 9,886
A-S47	Did ... complete high school by means of an equivalency test, such as the GED? Blank = Out of universe 1 = Yes 2 = No 9 = No response.	98,847 639 11,163 1,246
A-S48	Since starting school, has...ever repeated a grade? Blank = Out of universe 1 = Yes 2 = No 9 = No response	92,395 2,097 15,849 1,554



DATA	DESCRIPTION	TALLIES
A-S49	Does...speak a language other than English at home? Blank = Out of universe 1 = Yes 2 = No - speak only English 9 = No response	92,395 2,665 15,477 1,358
A-S52	Has...ever had a physical, mental, or other health condition that adversely affected their ability to learn? Blank = Out of universe 1 = Yes 2 = No 9 = No response	92,395 775 17,295 1,430
A-S55A	Has...been enrolled as a full-time student in any kind of school, training program, or other educational program in the past 12 months, that is, since October 1991? Blank = Out of universe 1 = Yes 2 = No 9 = No response	6,452 6,469 93,311 5,663


#### OCTOBER 1992 CHILDREN'S SUPPLEMENT TALLIES

DATA	DESCRIPTION	TALLIES
C-S58	Is...attending or enrolled in school? Blank = Out of universe 1 = Yes 2 = No	6,800 23,760 2,968
C-S59	Is...enrolled in a public or private school? Blank = Out of universe 1 = Public 2 = Private	9,768 20,351 3,409

DATA	DESCRIPTION	TALLIES
C-S61A1	<p>We now want to ask you about...’s child care and educational experiences - those received on a regular basis from someone other than...’s parents or guardians, whether or not there is a charge or fee. Do not include occasional baby-sitting. Which of the following types of care or education does... currently receive on a regular basis?</p> <p>Blank = Out of universe 1 = Relative 9 = Non-response</p>	<p>23,760 1,257 8,511</p>
C-S62A	<p>Since starting school, has...ever repeated a grade?</p> <p>Blank = Out of universe 1 = Yes 2 = No 9 = Non-response</p>	<p>11,498 1,763 19,119 1,148</p>
C-S64	<p>Does...speak a language other than English at home?</p> <p>Blank = Out of universe 1 = Yes 2 = No - Speaks only English 3 = Non-response</p>	<p>11,269 2,778 18,540 941</p>
C-S67	<p>Has...ever had a physical, mental, or other health condition that adversely affected their ability to learn?</p> <p>1 = Yes 2 = No 9 = Non-response</p>	<p>1,304 30,894 1,330</p>



**ATTACHMENT 12**  
Questionnaire Facsimile

<p><b>CHECK ITEM</b></p> <p>Only CPS-1 for household ..... <input type="checkbox"/></p> <p>First CPS-1 of continuation h'hd ... <input type="checkbox"/></p> <p>Second CPS-1 of continuation h'hd ... <input type="checkbox"/></p> <p>Third, fourth, and 5th CPS-1 ..... <input type="checkbox"/></p>	<p>FORM CPS-1</p>  <p>U.S. DEPARTMENT OF COMMERCE Bureau of the Census</p> <p><b>CURRENT POPULATION SURVEY</b></p> <p><small>Form Approved - O.M.B. No. 1220-0100 - Expires 12-31-93</small></p> <p><small>Fosdic 26.1:1</small></p>	<p><b>CONTROL NUMBER</b></p> <table style="width:100%; border: none;"> <tr> <td style="border: none; border-left: 1px dashed black; border-right: 1px dashed black; height: 50px;"></td> <td style="border: none; border-right: 1px dashed black; height: 50px;"></td> <td style="border: none; height: 50px;"></td> </tr> <tr> <td style="border: none; text-align: center;"><small>PSU</small></td> <td style="border: none; text-align: center;"><small>SEGMENT</small></td> <td style="border: none; text-align: center;"><small>SERIAL</small></td> </tr> </table>				<small>PSU</small>	<small>SEGMENT</small>	<small>SERIAL</small>
<small>PSU</small>	<small>SEGMENT</small>	<small>SERIAL</small>						
<p><b>LINE NO. OF H'HD RESP.</b> _____</p> <p><b>NON H'HD RESPONDENT</b> ..... <input type="checkbox"/> <i>(Specify and Send Intercomm for interviewed household)</i></p>								
<p><b>INTERVIEW</b></p> <p>Do ITEMS 23A-E in this CPS-1 contain ANY ENTRY OTHER THAN NEVER WORKED ..... <input type="checkbox"/> Yes <input type="checkbox"/> No</p> <p><b>NONINTERVIEW</b></p> <p>TYPE A ..... <input type="checkbox"/></p> <p>TYPE B ..... <input type="checkbox"/></p> <p>TYPE C ..... <input type="checkbox"/></p> <p><small>(SEND INTER COMM FOR TYPE A AND C)</small></p>								

**CURRENT**

**POPULATION**

**SURVEY**

<p><b>TELEPHONE HOLD</b> <small>(Mark this box for office "telephone hold" cases only)</small></p> <div style="border: 1px solid black; width: 60px; height: 30px; margin: 10px auto;"></div>
---

OCTOBER 1992

FIRST CHILD					
18A. LINE NO.	18B. RELATIONSHIP TO REF. PERS.	18C. PAR'S LINE NO.	18D. AGE	18G1. SEX	18J. ORIGIN
0 0	Nat./Ad.Child 05 0	0 0	0 0	Male . . . . I	0 0
1 1	Step Child . . . 06 0	1 1	1 1	Female . . . 2	1 1
2 2	Grandchild . . . 07 0	2 2	2 2		2 2
3 3	Brother/Sister 09 0	3 3	3 3	18I. RACE	3 3
4 4	Other rel. . . . 10 0	4 4	4 4	White . . . . 1	4 4
5 5	Foster Child . . 11 0	5 5	5 5	Black . . . . 2	5 5
6 6	Non-rel. . . . .	6 6	6 6	Amer. Ind.	6 6
7 7	-WITH OWN	7 7	7 7	Aleut.	7 7
8 8	RELS. . . . . 12 0	8 8	8 8	Eskimo 3	8 8
9 9	Non-rel. -NO OWN rels. 14 0	9 9	9 9	Asian or Pac. Isl. 4	9 9
				Other . . . . 5	

57. CHECK ITEM Age in 18d is: 0 to 2 (Skip to 61) 3 to 14 (Ask 58)	61. We now want to ask you about . . . 's child care and educational experiences - those received on a regular basis from someone other than . . . 's parents or guardians, whether or not there is a charge or fee. Do not include occasional babysitting. Which of the following types of care or education does . . . currently receive on a regular basis? FR: Do not use responses to this item to change any previous item. (Read and Fill all that apply.)	63. CHECK ITEM Age in Item 18 D is: 0-4 (Skip to 67) 5+ (Ask 64)	64. Does . . . speak a language other than English at home? Yes . . . . . No - Speaks only English (Skip to 67)
58. Is . . . attending or enrolled in school? Yes (Ask 59) No (Skip to 61)	62. Since starting school, has . . . ever repeated a grade? Yes - Which one? Any others? (Fill all that apply) K 1 2 3 4 5 6 7 8 9 10 11 12 No	65. What is this language? Spanish . . . . . Asian (e.g., Chinese, Japanese, Vietnamese) . . . . . Other European (e.g., French, German, Polish) . . . . . Other . . . . .	66. How well does . . . speak English? Very well ( ) Not well ( ) Well . . . . ( ) Not at all ( )
59. Is . . . enrolled in a public or private school? Public ( ) Private ( ) (Include parochial)	60. What grade or year is . . . attending? (If nursery or kindergarten, ask if full-day or part-day.) Nursery ( ) Elementary ( ) Full-day ( ) (Skip to 63) 1 ( ) 5 ( ) Part-day ( ) 2 ( ) 6 ( ) Kindergarten ( ) 3 ( ) 7 ( ) 4 ( ) 8 ( ) Full-day ( ) (Skip to 62) High School ( ) Part-day ( ) 9 ( ) 11 ( ) 10 ( ) 12 ( )	67. Has . . . ever had a physical, mental, or other health condition that adversely affected their ability to learn? Yes ( ) No ( )	68. Has . . . had any of the following disabling conditions? (Read and Fill all that apply) Learning disability . . . . . Mental retardation . . . . . Speech impairment . . . . . Serious emotional disturbance . . . . . Deafness . . . . . Other hearing impairment . . . . . Blindness . . . . . Other vision impairment . . . . . Orthopedic impairment . . . . . Other health impairment (lasting 6 months or more) . . . . . None of the above . . . . .

FIRST ARMED FORCES MEMBER				
(Fill only in interview household for persons with "AF" in CC item 22.)				
18A. LINE NO.	18B. RELATIONSHIP TO REFERENCE PERS.	18C. PAR'S LINE NO.	18D. AGE	18E. MARITAL STATUS
0 0	Ref. Person WITH rel. in H/hld. 01 0			
1 1	Ref. person with NO rel. in H/hld. . . . . 02 0	1 1	1 1	Married-spouse present . . . I
2 2	Husband . . . . . 03 0	2 2	2 2	
3 3	Wife . . . . . 04 0	3 3	3 3	Married-spouse absent (Exclude separated) 2
4 4	Natural/Adopted Child . . . . . 05 0	4 4	4 4	
5 5	Step Child . . . . . 06 0	5 5	5 5	
6 6	Grandchild . . . . . 07 0	6 6	6 6	
7 7	Parent . . . . . 08 0	7 7	7 7	Widowed . . . 3
8 8	Brother/Sister . . . . . 09 0	8 8	8 8	Divorced . . . 4
9 9	Other Rel. of ref. person . . . . . 10 0	9 9	9 9	Separated . . . 5
	Foster Child . . . . . 11 0			Never married . . 6
	Non-rel. of Ref. Person WITH OWN rel. in H/hld. . . . . 12 0			
	Partner/Roommate . . . . . 13 0			
	Non-rel. of Ref. Person (other than partner/roommate) with NO OWN rel. in H/hld 14 0			

18F. SPOUSE'S LINE NO.	18G1. SEX	18H. EDUCATIONAL ATTAINMENT	18I. RACE	18J. ORIGIN
0 0	Male I		White I	0 0
1 1	Female 2		Black 2	1 1
2 2			Amer. Indian, Aleut, Eskimo 3	2 2
3 3			Asian or Pac. Isl. 4	3 3
4 4			Other 5	4 4
5 5				5 5
6 6				6 6
7 7				7 7
8 8				8 8
9 9				9 9

SECOND CHILD					
18A. LINE NO.	18B. RELATIONSHIP TO REF. PERS.	18C. PAR'S LINE NO.	18D. AGE	18G1. SEX	18J. ORIGIN
0 0	Nat./Ad.Child 05 0	0 0	0 0	Male . . . . I	0 0
1 1	Step Child . . . 06 0	1 1	1 1	Female . . . 2	1 1
2 2	Grandchild . . . 07 0	2 2	2 2		2 2
3 3	Brother/Sister 09 0	3 3	3 3	18I. RACE	3 3
4 4	Other rel. . . . 10 0	4 4	4 4	White . . . . 1	4 4
5 5	Foster Child . . 11 0	5 5	5 5	Black . . . . 2	5 5
6 6	Non-rel. . . . .	6 6	6 6	Amer. Ind.	6 6
7 7	-WITH OWN	7 7	7 7	Aleut.	7 7
8 8	RELS. . . . . 12 0	8 8	8 8	Eskimo 3	8 8
9 9	Non-rel. -NO OWN rels. 14 0	9 9	9 9	Asian or Pac. Isl. 4	9 9
				Other . . . . 5	

57. CHECK ITEM Age in 18d is: 0 to 2 (Skip to 61) 3 to 14 (Ask 58)	61. We now want to ask you about . . . 's child care and educational experiences - those received on a regular basis from someone other than . . . 's parents or guardians, whether or not there is a charge or fee. Do not include occasional babysitting. Which of the following types of care or education does . . . currently receive on a regular basis? FR: Do not use responses to this item to change any previous item. (Read and Fill all that apply.)	63. CHECK ITEM Age in Item 18 D is: 0-4 (Skip to 67) 5+ (Ask 64)	64. Does . . . speak a language other than English at home? Yes . . . . . No - Speaks only English (Skip to 67)
58. Is . . . attending or enrolled in school? Yes (Ask 59) No (Skip to 61)	62. Since starting school, has . . . ever repeated a grade? Yes - Which one? Any others? (Fill all that apply) K 1 2 3 4 5 6 7 8 9 10 11 12 No	65. What is this language? Spanish . . . . . Asian (e.g., Chinese, Japanese, Vietnamese) . . . . . Other European (e.g., French, German, Polish) . . . . . Other . . . . .	66. How well does . . . speak English? Very well ( ) Not well ( ) Well . . . . ( ) Not at all ( )
59. Is . . . enrolled in a public or private school? Public ( ) Private ( ) (Include parochial)	60. What grade or year is . . . attending? (If nursery or kindergarten, ask if full-day or part-day.) Nursery ( ) Elementary ( ) Full-day ( ) (Skip to 63) 1 ( ) 5 ( ) Part-day ( ) 2 ( ) 6 ( ) Kindergarten ( ) 3 ( ) 7 ( ) 4 ( ) 8 ( ) Full-day ( ) (Skip to 62) High School ( ) Part-day ( ) 9 ( ) 11 ( ) 10 ( ) 12 ( )	67. Has . . . ever had a physical, mental, or other health condition that adversely affected their ability to learn? Yes ( ) No ( )	68. Has . . . had any of the following disabling conditions? (Read and Fill all that apply) Learning disability . . . . . Mental retardation . . . . . Speech impairment . . . . . Serious emotional disturbance . . . . . Deafness . . . . . Other hearing impairment . . . . . Blindness . . . . . Other vision impairment . . . . . Orthopedic impairment . . . . . Other health impairment (lasting 6 months or more) . . . . . None of the above . . . . .

SECOND ARMED FORCES MEMBER				
(If more than 2 AF persons in household, use continuation CPS-1 document.)				
18A. LINE NO.	18B. RELATIONSHIP TO REFERENCE PERS.	18C. PAR'S LINE NO.	18D. AGE	18E. MARITAL STATUS
0 0	Ref. Person WITH rel. in H/hld. 01 0			
1 1	Ref. person with NO rel. in H/hld. . . . . 02 0	1 1	1 1	Married-spouse present . . . I
2 2	Husband . . . . . 03 0	2 2	2 2	
3 3	Wife . . . . . 04 0	3 3	3 3	Married-spouse absent (Exclude separated) 2
4 4	Natural/Adopted Child . . . . . 05 0	4 4	4 4	
5 5	Step Child . . . . . 06 0	5 5	5 5	
6 6	Grandchild . . . . . 07 0	6 6	6 6	
7 7	Parent . . . . . 08 0	7 7	7 7	Widowed . . . 3
8 8	Brother/Sister . . . . . 09 0	8 8	8 8	Divorced . . . 4
9 9	Other Rel. of ref. person . . . . . 10 0	9 9	9 9	Separated . . . 5
	Foster Child . . . . . 11 0			Never married . . 6
	Non-rel. of Ref. Person WITH OWN rel. in H/hld. . . . . 12 0			
	Partner/Roommate . . . . . 13 0			
	Non-rel. of Ref. Person (other than partner/roommate) with NO OWN rel. in H/hld 14 0			

18F. SPOUSE'S LINE NO.	18G1. SEX	18H. EDUCATIONAL ATTAINMENT	18I. RACE	18J. ORIGIN
0 0	Male I		White I	0 0
1 1	Female 2		Black 2	1 1
2 2			Amer. Indian, Aleut, Eskimo 3	2 2
3 3			Asian or Pac. Isl. 4	3 3
4 4			Other 5	4 4
5 5				5 5
6 6				6 6
7 7				7 7
8 8				8 8
9 9				9 9



**18. LINE NUMBER**

**18. What was ... doing most of LAST WEEK --**

Working  
 Keeping house  
 Going to school or something else?

Working (Skip to 20A) ... WK   
 With a job but not at work ... J   
 Looking for work ... LK   
 Keeping house ... H   
 Going to school ... S   
 Unable to work (Skip to 24) ... U   
 Retired ... R   
 Other (Specify) ... OT

**20. Did ... do any work at all LAST WEEK, not counting work around the house?**  
 (Note: If farm or business operator in hh, ask about unpaid work)  
 Yes  No  (Go to 21)

**20A. How many hours did ... work LAST WEEK at all jobs?**

49+ (Skip to item 23)   
 1-34 (Go to 20C)   
 35-48 (Go to 20D)

**20B. CHECK ITEM**

20D. Did ... lose any time or take any time off LAST WEEK for any reason such as illness, holiday or slack work?  
 Yes  No  How many hours did ... take off?

(Correct 20A if lost time not already deducted; if 20A reduced below 35, correct 20B and fill 20C)

No

**20E. Did ... work any overtime or at more than one job LAST WEEK?**

Yes  No  How many extra hours did ... work?

(Correct 20A and 20B as necessary if extra hours not already included and skip to 23.)

No  (Skip to 23)

**20. Does ... USUALLY work 35 hours or more a week at this job?**

Yes  What is the reason ... worked less than 35 hours LAST WEEK?  
 No  What is the reason ... USUALLY works less than 35 hours a week?  
 (Mark the appropriate reason)

Slack work   
 Material shortage   
 Plant or machine repair   
 New job started during week   
 Job terminated during week   
 Could find only part-time work   
 Holiday (Legal or religious)   
 Labor dispute   
 Bad weather   
 Own illness   
 On vacation   
 Too busy with housework, school, personal bus, etc.   
 Did not want full-time work   
 Full-time work week under 35 hours   
 Other reason (Specify)

(Skip to 23 and enter job worked at last week)

**21. (If in 19, skip to 21A.)**  
 Did ... have a job or business from which he/she was temporarily absent or on layoff LAST WEEK?  
 Yes  No  (Go to 22)

**21A. Why was ... absent from work LAST WEEK?**

Own illness   
 On vacation   
 Bad weather   
 Labor dispute   
 New job to begin within 30 days (Skip to 22B and 22C2)   
 Temporary layoff (Under 30 days)   
 Indefinite layoff (30 days or more or no def. recall date) (Skip to 22C3)   
 Other (Specify)

**21B. Is ... receiving wages or salary from his/her employer for any of the time off LAST WEEK?**

Yes   
 No

**21C. Does ... usually work 35 hours or more a week at this job?**

Yes   
 No  (Skip to 23 and enter job held last week)

**22. (If LK in 19, Skip to 22A.)**  
 Has ... been looking for work during the past 4 weeks?  
 Yes  No  (Go to 24)

**22A. What has ... been doing in the last 4 weeks to find work? (Mark all methods used; do not read list.)**

Checked pub. employ. agency with -  
 pvt. employ. agency   
 employer directly   
 friends or relatives   
 Placed or answered ads   
 Nothing (Skip to 24)   
 Other (Specify in notes, e.g., JTPA, union or prof. register, etc.)

**22B. At the time ... started looking for work, was it because he/she lost or quit a job or was there some other reason?**

Last job   
 Quit job   
 Left school   
 Wanted temporary work   
 Change in home or family responsibilities   
 Left military service   
 Other (Specify in notes)

**22C. 1) How many weeks has ... been looking for work?**

2) How many weeks ago did ... start looking for work?

3) How many weeks ago was ... laid off?

**22D. Has ... been looking for full-time or part-time work?**

Full  Part

**22E. Could ... have taken a job LAST WEEK if one had been offered?**

Yes  No  Why not?  
 Already has a job   
 Temporary illness   
 Going to school   
 Other (Specify in notes)

**22F. When did ... last work at a full-time job or business lasting 2 consecutive weeks or more?**

Within last 12 months (Specify) (Month)   
 One to five years ago   
 More than 5 years ago   
 Never worked   
 Never worked at all   
 (SKIP to 23. If layoff entered in 21A, enter job, either full or part time, from which laid off. Else enter last full time job lasting 2 weeks or more, or "never worked.")

**23. DESCRIPTION OF JOB OR BUSINESS**

**23A. For whom did ... work? (Name of company, business, organization or other employer.)**

**23B. What kind of business or industry is this? (For example: TV and radio mfg., retail shoe store, State Labor Dept.)**

**23C. What kind of work was ... doing? (For example: electrical engineer, stock clerk, typist, farmer.)**

**23D. What were ...'s most important activities or duties at this job? (For example: types, keeps account books, files, sells cars, operates printing press, finishes concrete.)**

**24. CHECK ITEM (Rotation number)**  
 First digit of SEGMENT number is:  
 1, 2, 3, 5, 6 or 7 (Skip to 26)  
 4 or 8 (Go to 24A)

**24A. When did ... last work for pay at a regular job or business, either full- or part-time?**

Within past 12 months   
 1 up to 2 years ago   
 2 up to 3 years ago  (Go to 24B)  
 3 up to 4 years ago   
 4 up to 5 years ago   
 5 or more years ago  (Skip to 24C)  
 Never worked

**24B. Why did ... leave that job?**

Personal, family (incl. pregnancy) or school   
 Health   
 Retirement or old age   
 Seasonal job completed   
 Slack work or business conditions   
 Temporary nonseasonal job completed   
 Unsatisfactory work arrangements (Hours, pay, etc.)   
 Other

**24C. Does ... want a regular job now, either full- or part-time?**

Yes  (Go to 24D)  
 Maybe - It depends (Specify in notes)   
 No  (Skip to 24E)  
 Don't know

**24D. What are the reasons ... is not looking for work? (Mark each reason mentioned)**

Believes no work available in line of work or area   
 Couldn't find any work   
 Lacks nec. schooling, training, skills or experience   
 Employers think too young or too old   
 Other pers. handicap in finding job   
 Can't arrange child care   
 Family responsibilities   
 In school or other training   
 Ill health, physical disability   
 Other (Specify in notes)   
 Don't know

**24E. Does ... intend to look for work of any kind in the next 12 months?**

Yes   
 It depends (Specify in notes)   
 No   
 Don't know   
 (If entry in 24B, describe job in 23, otherwise, skip to 26)

**25. CHECK ITEM (Rotation number)**  
 First digit of SEGMENT number is:  
 1, 2, 3, 5, 6 or 7 (Skip to 26)  
 4 or 8 (Go to 25A)

**25A. How many hours per week does ... USUALLY work at this job?**

Within past 12 months   
 1 up to 2 years ago   
 2 up to 3 years ago   
 3 up to 4 years ago   
 4 up to 5 years ago   
 5 or more years ago   
 Never worked

**25B. Is ... paid by the hour on this job?**

Yes  (Go to 25C)  
 No  (Skip to 25D)

**25C. How much does ... earn per hour?**

Does ... earn per hour?	Dollars	Cents
1	00	00
2	00	00
3	00	00
4	00	00
5	00	00
6	00	00
7	00	00
8	00	00
9	00	00

(Ask 25D) REF

**25D. How much does ... USUALLY earn per week at this job BEFORE deductions? Include any overtime pay, commissions, or tips usually received.**

\$  REF

**25E. On this job, is ... a member of a labor union or of an employee association similar to a union?**

Yes  (Skip to 26)  
 No  (Ask 25F)

**25F. On this job, is ... covered by a union or employee association contract?**

Yes  (Go to 26)  
 No

**23. DESCRIPTION OF JOB OR BUSINESS**

**23A. For whom did ... work? (Name of company, business, organization or other employer.)**

**23B. What kind of business or industry is this? (For example: TV and radio mfg., retail shoe store, State Labor Dept.)**

**23C. What kind of work was ... doing? (For example: electrical engineer, stock clerk, typist, farmer.)**

**23D. What were ...'s most important activities or duties at this job? (For example: types, keeps account books, files, sells cars, operates printing press, finishes concrete.)**

**23E. Was this person**

An employee of a PRIVATE Co., bus., or individual for wages, salary or comm. ... P   
 A FEDERAL government employee ... F  (Go to 23F)  
 A STATE government employee ... S   
 A LOCAL government employee ... L

Self-emp. in OWN bus., prof. practice, or farm   
 Is the business incorporated? Yes  No  SE  (Skip to 26)

Working WITHOUT PAY in farm, bus. or farm ... WP   
 NEVER WORKED ... NEV

**23F. CHECK ITEM**

Entry (or NA) in item 20A  (Go to 25 at top of page)  
 Entry (or NA) in item 21B   
 All other cases  (Skip to 26)

18A. LINE NO.	18B. RELATIONSHIP TO REFERENCE PERSON			18C. PAR'S LINE NO.	18D. AGE	18E. MARITAL STATUS	18F. SPOUSE'S LINE NUMBER	18G1. SEX Male 1 Female 2	18G2. VETERAN STATUS Veteran 7 Vietnam Era 1 Korean War 2 World War II 3 World War I 4 Other Service 5 Nonveteran 6	18H. EDUCATIONAL ATTAINMENT	18I. RACE White 1 Black 2 Amer. Indian, Aleut, Eskimo 3 Asian or Pacific Isl. 4 Other 5	18J. ORIGIN
	01	Ref. Person WITH rel. in H'hld.	0									
	02	Ref. person with NO rel. in H'hld.	0									
	03	Husband	0									
	04	Wife	0									
	05	Natural/Adopted Child	0									
	06	Step Child	0									
	07	Grandchild	0									
	08	Parent	0									
	09	Brother/Sister	0									
	10	Other Rel. of Ref. Person	0									
	11	Foster Child	0									
	12	Non-rel. of Ref. Person WITH OWN rel. in H'hld.	0									
	13	Partner/Roommate	0									
14	Non-rel. of Ref. Person (other than partner/roommate) with NO OWN rel. in H'hld.	0										

**26. CHECK ITEM**  
(Transcribe from control card item 18)  
This person is 16-24 years of age (Ask 26A) All others (Skip to 26C)

**26A. (If 'School' in 19, Verify) LAST WEEK**  
was attending or enrolled in a high school, college, or university? (Mark 'Yes' if currently on holiday or seasonal vacation. Mark 'No' for summer vacation).  
Yes (Verify) No (Skip to 26C)  
High school (Ask 26B) College or Univ. (Ask 26B)

**26B. Is enrolled in school as a full-time or part-time student?**  
Full time (Fill 26C) Part time (Fill 26C)

**26C. CHECK ITEM** Who responded to the labor force items for this person?  
Self ( ) Other ( ) Self/Other ( )

**33. Is attending college full-time or part-time?**  
Full time ( ) Part time ( )

**34. Is this a two-year college or a four-year college or university?**  
2-year college (community or junior college) ( ) 4-year college or university ( )

**35. NOTE: For persons enrolled in college (21-26 in item 32) read the parenthetical phrase.**  
Excluding (regular college courses and) on the job training, is taking any business, vocational, technical, secretarial, trade or correspondence courses?  
Yes ( ) No ( )

**36. Was attending or enrolled in a regular school or college in October 1991, that is, October of last year?**  
Yes (Ask 37) No (Skip to 39)

**42. CHECK ITEM**  
Entry of "1-12" in item 32 (Skip to 48) All others (Fill 43)

**43. CHECK ITEM**  
Age 15-24 (Fill 44) Age 25+ (Skip to 55A)

**44. CHECK ITEM**  
High School Graduate (entry of 39-46 in CC item 23) (Skip to 46) Not High School Graduate (Ask 45)

**45. In what calendar year did last attend regular school?**  
1992 ( ) 1991 or before (Skip to 47) Never attended ( )

**46. In what calendar year did complete high school?**  
1992 ( ) 1991 or before ( )

**47. Did complete high school by means of an equivalency test, such as the GED?**  
Yes ( ) No ( )

**54. CHECK ITEM** Entry of 1-12 in item 32?  
Yes (Go to next person) No (Ask 55A)

**55A. Has been enrolled as a full-time student** in any kind of school, training program, or other educational program in the past 12 months, that is, since October 1991?  
Yes (Ask 55B) No (Skip to 55C)

**B. In which of the following types of full-time educational programs was enrolled during the past 12 months, that is, since October 1991?**  
(Ask and Fill each one)  
Yes No  
An elementary school, junior high school or high school program ( )  
A program leading to an associate's degree ( )  
A program leading to a bachelor's or more advanced degree ( )  
A vocational or occupational training program after completing or leaving high school ( )  
An adult literacy or basic skills program ( )  
An English as a Second Language (ESL) program ( )  
Some other program ( )

**REMINDER: ASK THE LABOR FORCE QUESTIONS FOR ALL HOUSEHOLD MEMBERS 15+ YEARS OLD BEFORE ASKING THE SUPPLEMENT QUESTIONS**  
Approved O. M. B. No. 0607-0464 Expires 12-31-92

**SUPPLEMENT QUESTIONS**  
LEAD-IN: This month we are asking some additional questions concerning school enrollment.

**29. CHECK ITEM**  
School enrollment status (Transcribe from 26A)  
Yes (Verify 30) No ( ) Blank (Ask 30)

**30. Is attending or enrolled in regular school?**  
Yes (Ask 31) No (Skip to 35)

**31. Is enrolled in public or private school?**  
Public ( ) Private ( )

**37. What grade or year was attending last year?**  
Elementary: 1 2 3 4 5 6 7 8  
High School: 9 10 11 12  
College: 21 22 23 24 25 26

**38. Did complete the (grade/year)?**  
Yes ( ) No (Skip to 42)

**39. CHECK ITEM**  
Entry in item 32?  
Yes (Skip to 42) No (Ask 40)

**48. Since starting school, has ever repeated a grade?**  
Yes - Which one? Any others? (Fill all that apply) K 1 2 3 4 5 6 7 8 9 10 11 12  
No ( )

**49. Does speak a language other than English at home?**  
Yes ( ) No - Speaks only English (Skip to 52)

**50. What is this language?**  
Spanish ( ) Asian (e.g., Chinese, Japanese, Vietnamese) ( ) Other European (e.g., French, German, Polish) ( ) Other ( )

**51. How well does speak English?**  
Very well ( ) Not well ( ) Well ( ) Not at all ( )

**52. Has ever had a physical, mental, or other health condition that adversely affected their ability to learn?**  
Yes ( ) No ( )

**C. (In addition to full-time studies,) has been enrolled as a part-time student at a college or university in an associate's, bachelor's, or graduate degree program, in the past 12 months, that is, since October 1991?**  
Yes ( ) No ( )

**D. Now I'm going to read you a short list of other kinds of adult education. Not counting full-time school or part-time courses taken for credit toward a degree, has been involved in any of these in the past 12 months, that is, since October 1991?**  
(Ask and Fill each one)  
Yes No  
Continuing education courses or noncredit courses ( )  
Courses by mail, television, radio, or newspaper ( )  
Private instruction or tutoring ( )  
Educational or training activities given by an employer, labor organization, neighborhood center, church, or community group ( )  
Instruction in basic skills such as math, or reading and writing English ( )  
Instruction in English as a Second Language ( )  
Or, any other organized educational activities ( )

**32. What grade or year is attending?**  
Elementary: 1 2 3 4 5 6 7 8  
High School: 9 10 11 12 (Skip to 36)  
College: 21 22 23 24 25 26  
(If entry in 26B, SKIP TO 34, OTHERWISE, ask item 33)

**40. What is the highest grade or year of school has attended?**  
Elementary: 1 2 3 4 5 6 7 8  
High School: 9 10 11 12  
College: 21 22 23 24 25 26

**41. Did complete that (grade/year)?**  
Yes ( ) No (Skip to 43)

**53. Has had any of the following disabling conditions? (Read and Fill all that apply)**  
Learning disability ( )  
Mental retardation ( )  
Speech impairment ( )  
Serious emotional disturbance ( )  
Deafness ( )  
Other hearing impairment ( )  
Blindness ( )  
Other vision impairment ( )  
Orthopedic impairment ( )  
Other health impairment (lasting 6 months or more) ( )  
None of the above ( )

**56. CHECK ITEM**  
Who reported for this person?  
Self ( ) Other relative ( )  
Parent ( ) Nonrelative ( )  
Spouse ( )

*Go To Next Person. If this is the last person 15+ years of age in the household, go to page 2 and complete items 57-68 as applicable, for any children 0-14 years old.*



**18. LINE NUMBER**

**19. What was ... doing most of LAST WEEK -**  
 Working  Keeping house  Going to school or something else?   
 Working (Skip to 20A) ... WK   
 With a job but not at work ... J   
 Looking for work ... LK   
 Keeping house ... H   
 Going to school ... S   
 Unable to work (Skip to 24) ... U   
 Retired ... R   
 Other (Specify) ... OT

**20. Did ... do any work at all LAST WEEK, not counting work around the house?** (Note: If farm or business operator in hh, ask about unpaid work.)  
 Yes  No  (Go to 21)

**20A. How many hours did ... work LAST WEEK**  
 1 I  
 2 2  
 3 3  
 4 4  
 5 5  
 6 6  
 7 7  
 8 8  
 9 9

**20B. CHECK ITEM**  
 49  (Skip to Item 23)  
 1-34  (Go to 20C)  
 35-48  (Go to 20D)

**20D. Did ... lose any time or take any time off LAST WEEK for any reason such as illness, holiday or slack work?**  
 Yes  How many hours did ... take off?  
 (Correct 20A if last time not already deducted; if 20A reduced below 35, correct 20B and fill 20C)  
 No

**20E. Did ... work any overtime or at more than one job LAST WEEK?**  
 Yes  How many extra hours did ... work?  
 (Correct 20A and 20B as necessary if extra hours not already included and skip to 23.)  
 No  (Skip to 23)

**20C. Does ... USUALLY work 35 hours or more a week at this job?**  
 Yes  What is the reason ... worked less than 35 hours LAST WEEK?  
 No  What is the reason ... USUALLY works less than 35 hours a week?  
 (Mark the appropriate reason)  
 Slack work   
 Material shortage   
 Plant or machine repair   
 New job started during week   
 Job terminated during week   
 Could find only part-time work   
 Holiday (Legal or religious)   
 Labor dispute   
 Bad weather   
 Own illness   
 On vacation   
 Too busy with housework, school, personal bus, etc.   
 Did not want full-time work   
 Full-time work week under 35 hours   
 Other reason (Specify)   
 (Skip to 23 and enter job worked at last week)

**INDUSTRY**  
 O F F I C E U S E O N L Y  
 Ref.  Unc.

**OCCUPATION**  
 Ref.  Unc.

**21. (If in 19, skip to 21A.)** Did ... have a job or business from which he/she was temporarily absent or on layoff LAST WEEK?  
 Yes  No  (Go to 22)

**21A. Why was ... absent from work LAST WEEK?**  
 Own illness   
 On vacation   
 Bad weather   
 Labor dispute   
 New job to begin within 30 days  (Skip to 22B and 22C2)  
 Temporary layoff (Under 30 days)   
 Indefinite layoff (30 days or more or no def. recall date)  (Skip to 22C3)  
 Other (Specify) ...

**21B. Is ... receiving wages or salary from his/her employer for any of the time off LAST WEEK?**  
 Yes   
 No

**21C. Does ... usually work 35 hours or more a week at this job?**  
 Yes   
 No  (Skip to 23 and enter job held last week)

**22. (If LK in 19, skip to 22A.)** Has ... been looking for work during the past 4 weeks?  
 Yes  No  (Go to 24)

**22A. What has ... been doing in the last 4 weeks to find work? (Mark all methods used; do not read list.)**  
 Checked pub. employ. agency with -  
 pri. employ. agency   
 employer directly   
 friends or relatives   
 Placed or answered ads.   
 Nothing (Skip to 24)   
 Other (Specify in notes, e.g., JTA, union or prof. register, etc.)

**22B. At the time ... started looking for work, was it because he/she lost or quit a job or was there some other reason?**  
 • Lost job   
 • Quit job   
 • Left school   
 • Wanted temporary work   
 • Change in home or family responsibilities   
 • Left military service   
 • Other (Specify in notes)

**22C. 1) How many weeks has ... been looking for work?**  
 1 I  
 2 2  
 3 3  
 4 4  
 5 5  
 6 6  
 7 7  
 8 8  
 9 9

**2) How many weeks ago did ... start looking for work?**  
 1 I  
 2 2  
 3 3  
 4 4  
 5 5  
 6 6  
 7 7  
 8 8  
 9 9

**3) How many weeks ago was ... laid off?**  
 1 I  
 2 2  
 3 3  
 4 4  
 5 5  
 6 6  
 7 7  
 8 8  
 9 9

**22D. Has ... been looking for full-time or part-time work?**  
 Full  Part

**22E. Could ... have taken a job LAST WEEK if one had been offered?**  
 Yes  No  Why not?  
 Already has a job   
 Temporary illness   
 Going to school   
 Other (Specify in notes)

**22F. When did ... last work at a full-time job or business lasting 2 consecutive weeks or more?**  
 Within last 12 months (Specify) ...  
 (Month) \_\_\_\_\_  
 One to five years ago   
 More than 5 years ago   
 Never worked full-time 2 wks. or more   
 Never worked at all   
 (SKIP to 23. If layoff entered in 21A, enter job, either full or part time, from which laid off. Else enter last full time job lasting 2 weeks or more, or "never worked.")

**23. DESCRIPTION OF JOB OR BUSINESS**  
 23A. For whom did ... work? (Name of company, business, organization or other employer.)  
 23B. What kind of business or industry is this? (For example: TV and radio mfg., retail shoe store, State Labor Dept.)  
 23C. What kind of work was ... doing? (For example: electrical engineer, stock clerk, typist, farmer.)  
 23D. What were ...'s most important activities or duties at this job? (For example: types, keeps account books, files, sells cars, operates printing press, finishes concrete.)

**24. CHECK ITEM** (Rotation number)  
 First digit of SEGMENT number is:  
 1, 2, 3, 5, 6 or 7 (Skip to 26)  
 4 or 8 (Go to 24A)

**24A. When did ... last work for pay at a regular job or business, either full- or part-time?**  
 Within past 12 months   
 1 up to 2 years ago   
 2 up to 3 years ago  (Go to 24B)  
 3 up to 4 years ago   
 4 up to 5 years ago   
 5 or more years ago   
 Never worked  (Skip to 24C)

**24B. Why did ... leave that job?**  
 Personal, family (incl. pregnancy) or school   
 Health   
 Retirement or old age   
 Seasonal job completed   
 Slack work or business conditions   
 Temporary nonseasonal job completed   
 Unsatisfactory work arrangements (Hours, pay, etc.)   
 Other

**24C. Does ... want a regular job now, either full- or part-time?**  
 Yes   
 Maybe - it depends (Specify in notes)  (Go to 24D)  
 No   
 Don't know  (Skip to 24E)

**24D. What are the reasons ... it not looking for work? (Mark each reason mentioned)**  
 • Believes no work available in line of work or area   
 • Couldn't find any work   
 • Lacks nec. schooling, training, skills or experience   
 • Employers think too young or too old   
 • Other pers. handicap in finding job   
 • Can't arrange child care   
 • Family responsibilities   
 • In school or other training   
 • Ill health, physical disability   
 • Other (Specify in notes)   
 • Don't know

**24E. Does ... intend to look for work of any kind in the next 12 months?**  
 Yes   
 It depends (Specify in notes)   
 No   
 Don't know  (If entry in 24B, describe job in 23, otherwise, skip to 26)

**25. CHECK ITEM** (Rotation number)  
 First digit of SEGMENT number is:  
 1, 2, 3, 5, 6 or 7 (Skip to 26)  
 4 or 8 (Go to 25A)

**25A. How many hours per week does ... USUALLY work at this job?**  
 1 I  
 2 2  
 3 3  
 4 4  
 5 5  
 6 6  
 7 7  
 8 8  
 9 9

**25B. Is ... paid by the hour on this job?**  
 Yes  (Go to 25C)  
 No  (Skip to 25D)

**25C. How much does ... earn per hour?**  
 Dollars Cents  
 \$    
 REF

**25D. How much does ... USUALLY earn per week at this job BEFORE deductions? Include any overtime pay, commissions, or tips usually received.**  
 \$  REF

**25E. On this job, is ... a member of a labor union or of an employee association similar to a union?**  
 Yes  (Skip to 26)  
 No  (Ask 25F)

**25F. On this job, is ... covered by a union or employee association contract?**  
 Yes  (Go to 26)  
 No

**26. CHECK ITEM**  
 Entry (or NA) in item 20A   
 Entry (or NA) in item 21B   
 All other cases  (Skip to 26)

18A. LINE NO.	18B. RELATIONSHIP TO REFERENCE PERSON	18C. PAR'S LINE NO.	18D. AGE	18E. MARITAL STATUS	18F. SPOUSE'S LINE NUMBER	18G1. SEX	18H. EDUCATIONAL ATTAINMENT	18I. RACE	18J. ORIGIN
						Male <input checked="" type="checkbox"/> <input type="checkbox"/> 1 Female <input checked="" type="checkbox"/> <input type="checkbox"/> 2			
01	Ref. Person WITH rel. in H'hld	01	01	Married—spouse present	01		0	White	1
02	Ref. person with NO rel. in H'hld	02	02	Married—spouse absent	02		1	Black	2
03	Husband	03	03	Widowed	03		2	Amer. Indian, Aleut, Eskimo	3
04	Wife	04	04	Divorced	04		3	Asian or Pacific Isl.	4
05	Natural/Adopted Child	05	05	Separated	05		4	Other	5
06	Step Child	06	06	Never married	06		5		6
07	Grandchild	07	07		07		6		7
08	Parent	08	08		08		7		8
09	Brother/Sister	09	09		09		8		9
10	Other Rel. of Ref. Person	10	10		10		9		
11	Foster Child	11	11		11				
12	Non-rel. of Ref. Person WITH OWN rel. in H'hld	12	12		12				
13	Partner/Roommate	13	13		13				
14	Non-rel. of Ref. Person (other than partner/roommate) with NO OWN rel. in H'hld	14	14		14				

**26. CHECK ITEM**  
(Transcribe from control card item 18)  
This person is 16-24 years of age  (Ask 26A)  
All others  (Skip to 26C)

**26A. (If 'School' in 19, Verify) LAST WEEK**  
was ... attending or enrolled in a high school, college, or university?  
(Mark "Yes" if currently on holiday or seasonal vacation. Mark "No" for summer vacation.)  
Yes  (Verify) No  (Skip to 26C)  
High school  (Ask 26B)  
College or Univ.

**26B. Is ... enrolled in school as a full-time or part-time student?**  
Full time  (Fill 26C)  
Part time

**26C. CHECK ITEM** Who responded to the labor force items for this person?  
 Self  Other  Self/Other

**33. Is ... attending college full-time or part-time?**  
Full time   
Part time

**34. Is this a two-year college or a four-year college or university?**  
2-year college (community or junior college)   
4-year college or university

**35. NOTE:** For persons enrolled in college (21-26 in item 32) read the parenthetical phrase.  
Excluding (regular college courses and) on the job training, is ... taking any business, vocational, technical, secretarial, trade or correspondence courses?  
Yes  No

**36. Was ... attending or enrolled in a regular school or college in October 1991, that is, October of last year?**  
Yes  (Ask 37) No  (Skip to 39)

**42. CHECK ITEM**  
Entry of "1-12" in item 32  (Skip to 48)  
All others  (Fill 43)

**43. CHECK ITEM**  
Age 15 - 24  (Fill 44)  
Age 25+  (Skip to 55A)

**44. CHECK ITEM**  
High School Graduate (entry of 39-46 in CC item 23)  (Skip to 46)  
Not High School Graduate  (Ask 45)

**45. In what calendar year did ... last attend regular school?**  
1992   
1991 or before  (Skip to 47)  
Never attended

**46. In what calendar year did ... complete high school?**  
1992  1991 or before

**47. Did ... complete high school by means of an equivalency test, such as the GED?**  
Yes  No

**54. CHECK ITEM** Entry of 1-12 in item 32?  
Yes  (Go to next person)  
No  (Ask 55A)

**55A. Has ... been enrolled as a full-time student in any kind of school, training program, or other educational program in the past 12 months, that is, since October 1991?**  
Yes  (Ask 55B)  
No  (Skip to 55C)

**B. In which of the following types of (full-time educational programs was ... enrolled during the past 12 months, that is, since October 1991?**  
(Ask and Fill each one)  
Yes No

- An elementary school, junior high school or high school program
- A program leading to an associate's degree
- A program leading to a bachelor's or more advanced degree
- A vocational or occupational training program after completing or leaving high school
- An adult literacy or basic skills program
- An English as a Second Language (ESL) program
- Some other program

**REMINDER: ASK THE LABOR FORCE QUESTIONS FOR ALL HOUSEHOLD MEMBERS 15+ YEARS OLD BEFORE ASKING THE SUPPLEMENT QUESTIONS**  
Approved O. M. B. No. 0607-0484 Expires 12-31-92

**SUPPLEMENT QUESTIONS**  
LEAD-IN: This month we are asking some additional questions concerning school enrollment.

**37. What grade or year was ... attending last year?**

Elementary	1	2	3	4	5	6	7	8
	<input type="checkbox"/>	<input type="checkbox"/>	<input type="checkbox"/>	<input type="checkbox"/>	<input type="checkbox"/>	<input type="checkbox"/>	<input type="checkbox"/>	<input type="checkbox"/>
High School	9	10	11	12				
	<input type="checkbox"/>	<input type="checkbox"/>	<input type="checkbox"/>	<input type="checkbox"/>				
College	21	22	23	24	25	26		
	<input type="checkbox"/>	<input type="checkbox"/>	<input type="checkbox"/>	<input type="checkbox"/>	<input type="checkbox"/>	<input type="checkbox"/>		

**38. Did ... complete the (grade/year)?**  
Yes  No  (Skip to 42)

**48. Since starting school, has ... ever repeated a grade?**  
 Yes - Which one? Any others? (Fill all that apply)  
K 1 2 3 4 5 6 7 8 9 10 11 12  
 No

**49. Does ... speak a language other than English at home?**  
Yes   
No - Speaks only English  (Skip to 52)

**50. What is this language?**  
Spanish   
Asian (e.g., Chinese, Japanese, Vietnamese)   
Other European (e.g., French, German, Polish)   
Other

**C. (In addition to ... full-time studies,) has ... been enrolled as a part-time student at a college or university in an associate's, bachelor's, or graduate degree program, in the past 12 months, that is, since October 1991?**  
Yes  No

**D. Now I'm going to read you a short list of other kinds of adult education. Not counting full-time school or part-time courses taken for credit toward a degree, has ... been involved in any of these in the past 12 months, that is, since October 1991?**  
(Ask and Fill each one)  
Yes No

- Continuing education courses or noncredit courses
- Courses by mail, television, radio, or newspaper
- Private instruction or tutoring
- Educational or training activities given by an employer, labor organization, neighborhood center, church, or community group
- Instruction in basic skills such as math, or reading and writing English Language
- Or, any other organized educational activities

**29. CHECK ITEM**  
School enrollment status (Transcribe from 26A)  
Yes  (Verify 30)  
No  (Ask 30)  
Blank

**30. Is ... attending or enrolled in regular school?**  
Yes  (Ask 31)  
No  (Skip to 35)

**31. Is ... enrolled in public or private school?**  
Public   
Private

**39. CHECK ITEM**  
Entry in item 32?  
Yes  (Skip to 42)  
No  (Ask 40)

**40. What is the highest grade or year of school ... has attended?**

Elementary	1	2	3	4	5	6	7	8
	<input type="checkbox"/>	<input type="checkbox"/>	<input type="checkbox"/>	<input type="checkbox"/>	<input type="checkbox"/>	<input type="checkbox"/>	<input type="checkbox"/>	<input type="checkbox"/>
High School	9	10	11	12				
	<input type="checkbox"/>	<input type="checkbox"/>	<input type="checkbox"/>	<input type="checkbox"/>				
College	21	22	23	24	25	26		
	<input type="checkbox"/>	<input type="checkbox"/>	<input type="checkbox"/>	<input type="checkbox"/>	<input type="checkbox"/>	<input type="checkbox"/>		

**41. Did ... complete that (grade/year)?**  
Yes  No  (Skip to 43)

**51. How well does ... speak English?**  
Very well  Not well   
Well  Not at all

**52. Has ... ever had a physical, mental, or other health condition that adversely affected their ability to learn?**  
Yes  No

**53. Has ... had any of the following disabling conditions? (Read and Fill all that apply)**

- Learning disability
- Mental retardation
- Speech impairment
- Serious emotional disturbance
- Deafness
- Other hearing impairment
- Blindness
- Other vision impairment
- Orthopedic impairment
- Other health impairment (lasting 6 months or more)
- None of the above

**56. CHECK ITEM**  
Who reported for this person?  
Self  Other relative   
Parent  Nonrelative   
Spouse

**Go To Next Person** If this is the last person 15+ years of age in the household, go to page 2 and complete items 57-68 as applicable, for any children 0-14 years old.

<p>18. LINE NUMBER</p> <p>19. What was ... doing most of LAST WEEK -</p> <p>Working</p> <p>Keeping house</p> <p>Going to school</p> <p>or something else?</p> <p>Working (Skip to 20A) ... WK</p> <p>With a job but not at work ... J</p> <p>Looking for work ... LK</p> <p>Keeping house ... H</p> <p>Going to school ... S</p> <p>Unable to work (Skip to 24) ... U</p> <p>Retired ... R</p> <p>Other (Specify) ... OT</p>	<p>20. Did ... do any work at all LAST WEEK, not counting work around the house? (Note: If farm or business operator in hh, ask about unpaid work.)</p> <p>Yes <input type="radio"/> No <input type="radio"/> (Go to 21)</p> <p>20A. How many hours did ... work LAST WEEK at all jobs?</p> <p>0 1 2 3 4 5 6 7 8 9</p> <p>20B. CHECK ITEM</p> <p>49 <input type="radio"/> (Skip to Item 23)</p> <p>1-34 <input type="radio"/> (Go to 20C)</p> <p>35-48 <input type="radio"/> (Go to 20D)</p> <p>20D. Did ... lose any time or take any time off LAST WEEK for any reason such as illness, holiday or sick work?</p> <p>Yes <input type="radio"/> No <input type="radio"/> (Correct 20A if last time not already deducted; if 20A reduced below 35, correct 20B and fill 20C)</p> <p>20E. Did ... work any overtime or at more than one job LAST WEEK?</p> <p>Yes <input type="radio"/> No <input type="radio"/> (Correct 20A and 20B as necessary if extra hours not already included and skip to 23.)</p> <p>20F. Did ... work any overtime or at more than one job LAST WEEK?</p> <p>Yes <input type="radio"/> No <input type="radio"/> (Skip to 23)</p>	<p>21. (If / in 19, skip to 21A.) Did ... have a job or business from which he/she was temporarily absent or on layoff LAST WEEK?</p> <p>Yes <input type="radio"/> No <input type="radio"/> (Go to 22)</p> <p>21A. Why was ... absent from work LAST WEEK?</p> <p>Own illness ... <input type="radio"/></p> <p>On vacation ... <input type="radio"/></p> <p>Bad weather ... <input type="radio"/></p> <p>Labor dispute ... <input type="radio"/></p> <p>New job to begin within 30 days <input type="radio"/> (Skip to 22B and 22C2)</p> <p>Temporary layoff (Under 30 days) <input type="radio"/></p> <p>Indefinite layoff (30 days or more or no def. recall date) ... <input type="radio"/> (Skip to 22C3)</p> <p>Other (Specify) ... <input type="radio"/></p> <p>21B. Is ... receiving wages or salary from his/her employer for any of the time off LAST WEEK?</p> <p>Yes <input type="radio"/> No <input type="radio"/></p> <p>21C. Does ... usually work 35 hours or more a week at this job?</p> <p>Yes <input type="radio"/> No <input type="radio"/> (Skip to 23 and enter job held last week)</p>	<p>22. (If LK in 19, skip to 22A.) Has ... been looking for work during the past 4 weeks?</p> <p>Yes <input type="radio"/> No <input type="radio"/> (Go to 24)</p> <p>22A. What has ... been doing in the last 4 weeks to find work? (Mark all methods used; do not read list.)</p> <p>Checked pub. employ. agency with - prt. employ. agency employer directly ... <input type="radio"/></p> <p>Friends or relatives ... <input type="radio"/></p> <p>Placed or answered ads ... <input type="radio"/></p> <p>Nothing (Skip to 24) ... <input type="radio"/></p> <p>Other (Specify in notes, e.g., JTPA, union or prof. register, etc.) ... <input type="radio"/></p> <p>22B. At the time ... started looking for work, was it because he/she lost or quit a job or was there some other reason?</p> <p>Last job ... <input type="radio"/></p> <p>Quit job ... <input type="radio"/></p> <p>Left school ... <input type="radio"/></p> <p>Wanted temporary work ... <input type="radio"/></p> <p>Change in home or family responsibilities ... <input type="radio"/></p> <p>Left military service ... <input type="radio"/></p> <p>Other (Specify in notes) ... <input type="radio"/></p> <p>22C. 1) How many weeks has ... been looking for work?</p> <p>1 2 3 4 5 6 7 8 9</p> <p>2) How many weeks ago did ... start looking for work?</p> <p>1 2 3 4 5 6 7 8 9</p> <p>3) How many weeks ago was ... laid off?</p> <p>1 2 3 4 5 6 7 8 9</p> <p>22D. Has ... been looking for full-time or part-time work?</p> <p>Full <input type="radio"/> Part <input type="radio"/></p> <p>22E. Could ... have taken a job LAST WEEK if one had been offered?</p> <p>Yes <input type="radio"/> No <input type="radio"/> Why not?</p> <p>Already has a job ... <input type="radio"/></p> <p>Temporary illness ... <input type="radio"/></p> <p>Going to school ... <input type="radio"/></p> <p>Other (Specify in notes) ... <input type="radio"/></p> <p>22F. When did ... last work at a full-time job or business lasting 2 consecutive weeks or more?</p> <p>Within last 12 months (Specify) ... <input type="radio"/></p> <p>One to five years ago ... <input type="radio"/></p> <p>More than 5 years ago ... <input type="radio"/></p> <p>Never worked full-time 2 wks. or more ... <input type="radio"/></p> <p>Never worked at all ... <input type="radio"/> (SKIP to 23. If layoff entered in 21A, enter job, either full or part time, from which laid off. Else enter last full time job lasting 2 weeks or more, or "never worked.")</p>	<p>24. CHECK ITEM (Rotation number)</p> <p>First digit of SEGMENT number is:</p> <p>0 1, 2, 3, 5, 6 or 7 (Skip to 26)</p> <p>4 or 8 (Go to 24A)</p> <p>24A. When did ... last work for pay at a regular job or business, either full- or part-time?</p> <p>Within past 12 months <input type="radio"/></p> <p>1 up to 2 years ago ... <input type="radio"/> (Go to 24B)</p> <p>2 up to 3 years ago ... <input type="radio"/></p> <p>3 up to 4 years ago ... <input type="radio"/></p> <p>4 up to 5 years ago ... <input type="radio"/></p> <p>5 or more years ago ... <input type="radio"/> (Skip to 24C)</p> <p>Never worked ... <input type="radio"/></p> <p>24B. Why did ... leave that job?</p> <p>Personal, family (incl. pregnancy) or school ... <input type="radio"/></p> <p>Health ... <input type="radio"/></p> <p>Retirement or old age ... <input type="radio"/></p> <p>Seasonal job completed ... <input type="radio"/></p> <p>Stack work or business conditions ... <input type="radio"/></p> <p>Temporary nonseasonal job completed ... <input type="radio"/></p> <p>Unsatisfactory work arrangements (Hours, pay, etc.) ... <input type="radio"/></p> <p>Other ... <input type="radio"/></p> <p>24C. Does ... want a regular job now, either full- or part-time?</p> <p>Yes ... <input type="radio"/> (Go to 24D)</p> <p>Maybe - it depends (Specify in notes) ... <input type="radio"/></p> <p>No ... <input type="radio"/> (Skip to 24E)</p> <p>Don't know ... <input type="radio"/></p> <p>24D. What are the reasons ... is not looking for work? (Mark each reason mentioned)</p> <p>Believes no work available in line of work or area <input type="radio"/></p> <p>Couldn't find any work ... <input type="radio"/></p> <p>Lacks nec. schooling, training, skills or experience ... <input type="radio"/></p> <p>Employers think too young or too old ... <input type="radio"/></p> <p>Other pers. handicap in finding job <input type="radio"/></p> <p>Can't arrange child care ... <input type="radio"/></p> <p>Family responsibilities ... <input type="radio"/></p> <p>In school or other training ... <input type="radio"/></p> <p>Ill health, physical disability ... <input type="radio"/></p> <p>Other (Specify in notes) ... <input type="radio"/></p> <p>Don't know ... <input type="radio"/></p> <p>24E. Does ... intend to look for work of any kind in the next 12 months?</p> <p>Yes ... <input type="radio"/></p> <p>It depends (Specify in notes) ... <input type="radio"/></p> <p>No ... <input type="radio"/></p> <p>Don't know ... <input type="radio"/> (If entry in 24B, describe job in 23, otherwise, skip to 26)</p>	<p>25. CHECK ITEM (Rotation number)</p> <p>First digit of SEGMENT number is:</p> <p>0 1, 2, 3, 5, 6 or 7 (Skip to 26)</p> <p>4 or 8 (Go to 25A)</p> <p>25A. How many hours per week does ... USUALLY work at this job?</p> <p>0 1 2 3 4 5 6 7 8 9</p> <p>25B. Is ... paid by the hour on this job?</p> <p>Yes <input type="radio"/> (Go to 25C)</p> <p>No <input type="radio"/> (Skip to 25D)</p> <p>25C. How much does ... earn per hour?</p> <p>Dollars Cents</p> <p>0 1 2 3 4 5 6 7 8 9</p> <p>25D. How much does ... USUALLY earn per week at this job BEFORE deductions? Include any overtime pay, commissions, or tips usually received.</p> <p>0 1 2 3 4 5 6 7 8 9</p> <p>25E. On this job, is ... a member of a labor union or of an employee association similar to a union?</p> <p>Yes <input type="radio"/> (Skip to 26)</p> <p>No <input type="radio"/> (Ask 25F)</p> <p>25F. On this job, is ... covered by a union or employee association contract?</p> <p>Yes <input type="radio"/> (Go to 26)</p> <p>No <input type="radio"/> (Go to 26)</p>
<p>20C. Does ... USUALLY work 35 hours or more a week at this job?</p> <p>Yes <input type="radio"/> What is the reason ... worked less than 35 hours LAST WEEK?</p> <p>No <input type="radio"/> What is the reason ... USUALLY works less than 35 hours a week?</p> <p>(Mark the appropriate reason)</p> <p>Stack work ... <input type="radio"/></p> <p>Material shortage ... <input type="radio"/></p> <p>Plant or machine repair ... <input type="radio"/></p> <p>New job started during week ... <input type="radio"/></p> <p>Job terminated during week ... <input type="radio"/></p> <p>Could find only part-time work ... <input type="radio"/></p> <p>Holiday (Legal or religious) ... <input type="radio"/></p> <p>Labor dispute ... <input type="radio"/></p> <p>Bad weather ... <input type="radio"/></p> <p>Own illness ... <input type="radio"/></p> <p>On vacation ... <input type="radio"/></p> <p>Too busy with household, school, personal bus., etc. ... <input type="radio"/></p> <p>Did not want full-time work ... <input type="radio"/></p> <p>Full-time work week under 35 hours ... <input type="radio"/></p> <p>Other reason (Specify) ... <input type="radio"/></p> <p>(Skip to 23 and enter job worked at last week)</p>					
<p>23. DESCRIPTION OF JOB OR BUSINESS</p> <p>23A. For whom did ... work? (Name of company, business, organization or other employer.)</p> <p>23B. What kind of business or industry is this? (For example: TV and radio mfg., retail shoe store, State Labor Dept.)</p> <p>23C. What kind of work was ... doing? (For example: electrical engineer, stock clerk, typist, farmer.)</p> <p>23D. What were ...'s most important activities or duties at this job? (For example: types, keeps account books, files, sells cars, operates printing press, finishes concrete.)</p>					
<p>23E. Was this person an employee of a PRIVATE Co., bus., or individual for wages, salary or comm. ... P <input type="radio"/></p> <p>A FEDERAL government employee ... F <input type="radio"/> (Go to 23F)</p> <p>A STATE government employee ... S <input type="radio"/></p> <p>A LOCAL government employee ... L <input type="radio"/></p> <p>Self-empl. in OWN bus., prof. practice, or farm</p> <p>Is the business incorporated? Yes ... J <input type="radio"/></p> <p>No ... SE <input type="radio"/> (Skip to 26)</p> <p>Working WITHOUT PAY in fam. bus. or farm ... WP <input type="radio"/></p> <p>NEVER WORKED ... NEV <input type="radio"/></p>					
<p>23F. CHECK ITEM</p> <p>Entry (or NA) in item 20A <input type="radio"/> (Go to 25 at top of page)</p> <p>Entry (or NA) in item 21B <input type="radio"/></p> <p>All other cases <input type="radio"/> (Skip to 26)</p>					



<p><b>18. LINE NUMBER</b></p> <p><b>19. What was ... doing most of LAST WEEK -</b></p> <p>Working Keeping house Going to school or something else? <input checked="" type="checkbox"/></p> <p>Working (Skip to 20A) ... WK <input type="checkbox"/></p> <p>With a job but not at work ... J <input type="checkbox"/></p> <p>Looking for work ... LK <input type="checkbox"/></p> <p>Keeping house ... H <input type="checkbox"/></p> <p>Going to school ... S <input type="checkbox"/></p> <p>Unable to work (Skip to 24) ... U <input type="checkbox"/></p> <p>Retired ... R <input type="checkbox"/></p> <p>Other (Specify) ... OT <input type="checkbox"/></p>	<p><b>20. Did ... do any work at all LAST WEEK, not counting work around the house?</b> (Note: If farm or business operator in hh., ask about unpaid work.)</p> <p>Yes <input type="checkbox"/> No <input type="checkbox"/> (Go to 21)</p> <p><b>20A. How many hours did ... work LAST WEEK at all jobs?</b></p> <p>1-9 <input type="checkbox"/> 10-14 <input type="checkbox"/> 15-19 <input type="checkbox"/> 20-24 <input type="checkbox"/> 25-29 <input type="checkbox"/> 30-34 <input type="checkbox"/> 35-39 <input type="checkbox"/> 40-44 <input type="checkbox"/> 45-49 <input type="checkbox"/> 50-54 <input type="checkbox"/> 55-59 <input type="checkbox"/> 60-64 <input type="checkbox"/> 65-69 <input type="checkbox"/> 70-74 <input type="checkbox"/> 75-79 <input type="checkbox"/> 80-84 <input type="checkbox"/> 85-89 <input type="checkbox"/> 90-94 <input type="checkbox"/> 95-99 <input type="checkbox"/></p> <p><b>20B. CHECK ITEM</b></p> <p>49 <input type="checkbox"/> (Skip to item 23)</p> <p>1-34 <input type="checkbox"/> (Go to 20C)</p> <p>35-48 <input type="checkbox"/> (Go to 20D)</p> <p><b>20D. Did ... lose any time or take any time off LAST WEEK for any reason such as illness, holiday or slack work?</b></p> <p>Yes <input type="checkbox"/> How many hours did ... take off? <input type="text"/></p> <p>(Correct 20A if last time not already deducted; if 20A reduced below 35, correct 20B and fill 20C)</p> <p>No <input type="checkbox"/></p> <p><b>20E. Did ... work any overtime or at more than one job LAST WEEK?</b></p> <p>Yes <input type="checkbox"/> How many extra hours did ... work? <input type="text"/></p> <p>(Correct 20A and 20B as necessary if extra hours not already included and skip to 23.)</p> <p>No <input type="checkbox"/> (Skip to 23)</p>	<p><b>21. (If J in 19, skip to 21A.)</b> Did ... have a job or business from which he/she was temporarily absent or on layoff LAST WEEK?</p> <p>Yes <input type="checkbox"/> No <input type="checkbox"/> (Go to 22)</p> <p><b>21A. Why was ... absent from work LAST WEEK?</b></p> <p>Own illness ... <input type="checkbox"/></p> <p>On vacation ... <input type="checkbox"/></p> <p>Bad weather ... <input type="checkbox"/></p> <p>Labor dispute ... <input type="checkbox"/></p> <p>New job to begin within 30 days <input type="checkbox"/> (Skip to 22B and 22C.2)</p> <p>Temporary layoff (Under 30 days) <input type="checkbox"/></p> <p>Indefinite layoff (30 days or more or no def. recall date) <input type="checkbox"/> (Skip to 22C.3)</p> <p>Other (Specify) ... <input type="text"/></p> <p><b>21B. Is ... receiving wages or salary from his/her employer for any of the time off LAST WEEK?</b></p> <p>Yes <input type="checkbox"/> No <input type="checkbox"/></p> <p><b>21C. Does ... usually work 35 hours or more a week at this job?</b></p> <p>Yes <input type="checkbox"/> No <input type="checkbox"/> (Skip to 23 and enter job held last week)</p>	<p><b>22. (If LK in 19, skip to 22A.)</b> Has ... been looking for work during the past 4 weeks?</p> <p>Yes <input type="checkbox"/> No <input type="checkbox"/> (Go to 24)</p> <p><b>22A. What has ... been doing in the last 4 weeks to find work? (Mark all methods used; do not read list.)</b></p> <p>Checked pub. employ. agency with- <input type="checkbox"/></p> <p>priv. employ. agency <input type="checkbox"/></p> <p>employer directly <input type="checkbox"/></p> <p>friends or relatives <input type="checkbox"/></p> <p>Placed or answered ads. <input type="checkbox"/></p> <p>Nothing (Skip to 24) <input type="checkbox"/></p> <p>Other (Specify in notes, e.g., JFA, union or prof. register, etc.) <input type="checkbox"/></p> <p><b>22B. At the time ... started looking for work, was it because he/she lost or quit a job or was there some other reason?</b></p> <p>Lost job <input type="checkbox"/></p> <p>Quit job <input type="checkbox"/></p> <p>Left school <input type="checkbox"/></p> <p>Wanted temporary work <input type="checkbox"/></p> <p>Change in home or family responsibilities <input type="checkbox"/></p> <p>Left military service <input type="checkbox"/></p> <p>Other (Specify in notes) <input type="checkbox"/></p> <p><b>22C. 1) How many weeks has ... been looking for work?</b></p> <p>1) <input type="checkbox"/> 2) <input type="checkbox"/> 3) <input type="checkbox"/></p> <p><b>22C. 2) How many weeks ago did ... start looking for work?</b></p> <p>1) <input type="checkbox"/> 2) <input type="checkbox"/> 3) <input type="checkbox"/></p> <p><b>22C. 3) How many weeks ago was ... laid off?</b></p> <p>1) <input type="checkbox"/> 2) <input type="checkbox"/> 3) <input type="checkbox"/></p> <p><b>22D. Has ... been looking for full-time or part-time work?</b></p> <p>Full <input type="checkbox"/> Part <input type="checkbox"/></p> <p><b>22E. Could ... have taken a job LAST WEEK if one had been offered?</b></p> <p>Yes <input type="checkbox"/> No <input type="checkbox"/> Why not? <input type="text"/></p> <p>Already has a job <input type="checkbox"/></p> <p>Temporary illness <input type="checkbox"/></p> <p>Going to school <input type="checkbox"/></p> <p>Other (Specify in notes) <input type="checkbox"/></p> <p><b>22F. When did ... last work at a full-time job or business lasting 2 consecutive weeks or more? Within last 12 months (Specify) ... (Month) _____</b></p> <p>One to five years ago <input type="checkbox"/></p> <p>More than 5 years ago <input type="checkbox"/></p> <p>Never worked <input type="checkbox"/></p> <p>Full-time 2 wks. or more <input type="checkbox"/></p> <p>Never worked at all <input type="checkbox"/></p> <p>(Skip to 23. If layoff entered in 21A, enter job, either full or part time, from which laid off. Else enter last full time job lasting 2 weeks or more, or "never worked.")</p>	<p><b>24. CHECK ITEM</b> (Rotation number)</p> <p>First digit of SEGMENT number is:</p> <p>1, 2, 3, 5, 6 or 7 (Skip to 26) <input type="checkbox"/></p> <p>4 or 8 (Go to 24A) <input type="checkbox"/></p> <p><b>24A. When did ... last work for pay at a regular job or business, either full- or part-time?</b></p> <p>Within past 12 months <input type="checkbox"/></p> <p>1 up to 2 years ago <input type="checkbox"/></p> <p>2 up to 3 years ago <input type="checkbox"/> (Go to 24B)</p> <p>3 up to 4 years ago <input type="checkbox"/></p> <p>4 up to 5 years ago <input type="checkbox"/></p> <p>5 or more years ago <input type="checkbox"/> (Skip to 24C)</p> <p>Never worked <input type="checkbox"/></p> <p><b>24B. Why did ... leave that job?</b></p> <p>Personal, family (incl. pregnancy) or school <input type="checkbox"/></p> <p>Health <input type="checkbox"/></p> <p>Retirement or old age <input type="checkbox"/></p> <p>Seasonal job completed <input type="checkbox"/></p> <p>Slack work or business conditions <input type="checkbox"/></p> <p>Temporary nonseasonal job completed <input type="checkbox"/></p> <p>Unsatisfactory work arrangements (Hours, pay, etc.) <input type="checkbox"/></p> <p>Other <input type="checkbox"/></p> <p><b>24C. Does ... want a regular job now, either full- or part-time?</b></p> <p>Yes <input type="checkbox"/> (Go to 24D)</p> <p>Maybe - it depends <input type="checkbox"/> (Specify in notes)</p> <p>No <input type="checkbox"/> (Skip to 24E)</p> <p>Don't know <input type="checkbox"/></p> <p><b>24D. What are the reasons ... is not looking for work? (Mark each reason mentioned)</b></p> <p>Believes no work available in line of work or area <input type="checkbox"/></p> <p>Couldn't find any work <input type="checkbox"/></p> <p>Lacks nec. schooling, training, skills or experience <input type="checkbox"/></p> <p>Employers think too young or too old <input type="checkbox"/></p> <p>Other pers. handicap in finding job <input type="checkbox"/></p> <p>Can't arrange child care <input type="checkbox"/></p> <p>Family responsibilities <input type="checkbox"/></p> <p>In school or other training <input type="checkbox"/></p> <p>Ill health, physical disability <input type="checkbox"/></p> <p>Other (Specify in notes) <input type="checkbox"/></p> <p>Don't know <input type="checkbox"/></p> <p><b>24E. Does ... intend to look for work of any kind in the next 12 months?</b></p> <p>Yes <input type="checkbox"/></p> <p>It depends (Specify in notes) <input type="checkbox"/></p> <p>No <input type="checkbox"/></p> <p>Don't know <input type="checkbox"/> (If entry in 24B, describe job in 23, otherwise, skip to 26)</p>	<p><b>25. CHECK ITEM</b> (Rotation number)</p> <p>First digit of SEGMENT number is:</p> <p>1, 2, 3, 5, 6 or 7 (Skip to 26) <input type="checkbox"/></p> <p>4 or 8 (Go to 25A) <input type="checkbox"/></p> <p><b>25A. How many hours per week does ... USUALLY work at this job?</b></p> <p>1 <input type="checkbox"/> 2 <input type="checkbox"/> 3 <input type="checkbox"/> 4 <input type="checkbox"/> 5 <input type="checkbox"/> 6 <input type="checkbox"/> 7 <input type="checkbox"/> 8 <input type="checkbox"/> 9 <input type="checkbox"/></p> <p><b>25B. Is ... paid by the hour on this job?</b></p> <p>Yes <input type="checkbox"/> (Go to 25C)</p> <p>No <input type="checkbox"/> (Skip to 25D)</p> <p><b>25C. How much ... DOES ... earn per hour?</b></p> <table border="1"> <tr> <td>Dollars</td> <td>Cents</td> </tr> <tr> <td><input type="text"/></td> <td><input type="text"/></td> </tr> </table> <p><b>25D. How much does ... USUALLY earn per week at this job BEFORE deductions? Include any overtime pay, commissions, or tips usually received.</b></p> <table border="1"> <tr> <td>\$</td> <td>REF</td> </tr> <tr> <td><input type="text"/></td> <td><input type="text"/></td> </tr> </table> <p><b>25E. On this job, is ... a member of a labor union or of an employee association similar to a union?</b></p> <p>Yes <input type="checkbox"/> (Skip to 26)</p> <p>No <input type="checkbox"/> (Ask 25F)</p> <p><b>25F. On this job, is ... covered by a union or employee association contract?</b></p> <p>Yes <input type="checkbox"/> (Go to 26)</p> <p>No <input type="checkbox"/></p>	Dollars	Cents	<input type="text"/>	<input type="text"/>	\$	REF	<input type="text"/>	<input type="text"/>																																															
Dollars	Cents																																																											
<input type="text"/>	<input type="text"/>																																																											
\$	REF																																																											
<input type="text"/>	<input type="text"/>																																																											
<p><b>20C. Does ... USUALLY work 35 hours or more a week at this job?</b></p> <p>Yes <input type="checkbox"/> What is the reason ... worked less than 35 hours LAST WEEK?</p> <p>No <input type="checkbox"/> What is the reason ... USUALLY works less than 35 hours a week? (Mark the appropriate reason)</p> <p>Slack work <input type="checkbox"/></p> <p>Material shortage <input type="checkbox"/></p> <p>Plant or machine repair <input type="checkbox"/></p> <p>New job started during week <input type="checkbox"/></p> <p>Job terminated during week <input type="checkbox"/></p> <p>Could find only part-time work <input type="checkbox"/></p> <p>Holiday (Legal or religious) <input type="checkbox"/></p> <p>Labor dispute <input type="checkbox"/></p> <p>Bad weather <input type="checkbox"/></p> <p>Own illness <input type="checkbox"/></p> <p>On vacation <input type="checkbox"/></p> <p>Too busy with housework, school, personal bus., etc. <input type="checkbox"/></p> <p>Did not want full-time work <input type="checkbox"/></p> <p>Full-time work week under 35 hours <input type="checkbox"/></p> <p>Other reason (Specify) <input type="text"/></p> <p>(Skip to 23 and enter job worked at last week)</p>		<p><b>OFFICE</b></p> <p><b>USE ONLY</b></p> <p>INDUSTRY</p> <table border="1"> <tr><td>1</td><td>1</td><td>1</td></tr> <tr><td>2</td><td>2</td><td>2</td></tr> <tr><td>3</td><td>3</td><td>3</td></tr> <tr><td>4</td><td>4</td><td>4</td></tr> <tr><td>5</td><td>5</td><td>5</td></tr> <tr><td>6</td><td>6</td><td>6</td></tr> <tr><td>7</td><td>7</td><td>7</td></tr> <tr><td>8</td><td>8</td><td>8</td></tr> <tr><td>9</td><td>9</td><td>9</td></tr> </table> <p>Ref. <input type="checkbox"/> Unc. <input type="checkbox"/></p> <p><b>OCCUPATION</b></p> <table border="1"> <tr><td>1</td><td>1</td><td>1</td></tr> <tr><td>2</td><td>2</td><td>2</td></tr> <tr><td>3</td><td>3</td><td>3</td></tr> <tr><td>4</td><td>4</td><td>4</td></tr> <tr><td>5</td><td>5</td><td>5</td></tr> <tr><td>6</td><td>6</td><td>6</td></tr> <tr><td>7</td><td>7</td><td>7</td></tr> <tr><td>8</td><td>8</td><td>8</td></tr> <tr><td>9</td><td>9</td><td>9</td></tr> </table> <p>Ref. <input type="checkbox"/> Unc. <input type="checkbox"/></p>	1	1	1	2	2	2	3	3	3	4	4	4	5	5	5	6	6	6	7	7	7	8	8	8	9	9	9	1	1	1	2	2	2	3	3	3	4	4	4	5	5	5	6	6	6	7	7	7	8	8	8	9	9	9	<p><b>23. DESCRIPTION OF JOB OR BUSINESS</b></p> <p><b>23A. For whom did ... work? (Name of company, business, organization or other employer.)</b></p> <p><b>23B. What kind of business or industry is this? (For example: TV and radio mfg., retail shoe store, State Labor Dept.)</b></p> <p><b>23C. What kind of work was ... doing? (For example: electrical engineer, stock clerk, typist, farmer.)</b></p> <p><b>23D. What were ...'s most important activities or duties at this job? (For example: types, keeps account books, files, sells cars, operates printing press, finishes concrete.)</b></p>	<p><b>23E. Was this person</b></p> <p>An employee of a PRIVATE Co. bus., or individual for wages, salary or comm. ... P <input type="checkbox"/></p> <p>A FEDERAL government employee ... F <input type="checkbox"/> (Go to 23F)</p> <p>A STATE government employee ... S <input type="checkbox"/></p> <p>A LOCAL government employee ... L <input type="checkbox"/></p> <p>Sell-empl. in OWN bus., prof. practice, or farm <input type="checkbox"/></p> <p>Is the business incorporated? Yes <input type="checkbox"/> No <input type="checkbox"/> SE <input type="checkbox"/> (Skip to 26)</p> <p>Working WITHOUT PAY in fam. bus. or farm ... WP <input type="checkbox"/></p> <p>NEVER WORKED ... NEV <input type="checkbox"/></p>	<p><b>23F. CHECK ITEM</b></p> <p>Entry for NA1 in item 20A <input type="checkbox"/> (Go to 25 at top of page)</p> <p>Entry for NA1 in item 21B <input type="checkbox"/></p> <p>All other cases <input type="checkbox"/> (Skip to 26)</p>	<p><b>26. Does ... have any other jobs or businesses?</b></p> <p>Yes <input type="checkbox"/> No <input type="checkbox"/></p> <p><b>27. How many hours per week does ... USUALLY work at this job?</b></p> <p>1 <input type="checkbox"/> 2 <input type="checkbox"/> 3 <input type="checkbox"/> 4 <input type="checkbox"/> 5 <input type="checkbox"/> 6 <input type="checkbox"/> 7 <input type="checkbox"/> 8 <input type="checkbox"/> 9 <input type="checkbox"/></p>
1	1	1																																																										
2	2	2																																																										
3	3	3																																																										
4	4	4																																																										
5	5	5																																																										
6	6	6																																																										
7	7	7																																																										
8	8	8																																																										
9	9	9																																																										
1	1	1																																																										
2	2	2																																																										
3	3	3																																																										
4	4	4																																																										
5	5	5																																																										
6	6	6																																																										
7	7	7																																																										
8	8	8																																																										
9	9	9																																																										





## ATTACHMENT 13

### INDUSTRY CLASSIFICATIONS

#### Industry Classification Codes for Detailed Industry (3-digit)

There are 236 categories for the employed, with 1 additional category for the experienced unemployed. These categories are aggregated into 51 detailed groups and 23 major groups (see pages A-9 through A-11).

(Numbers in parentheses are the 1987 SIC code equivalent; see Executive Office of the President, Office of Management and Budget, Standard Industrial Classification Manual, 1987. "Pt" means part, "n.e.c." means not elsewhere classified.)

These codes correspond to Item A-IND located in the adults record layout. These codes are located in positions 0160-0162 in all months except March. In March, these codes are located in positions 0103-0105.

Code	Industry
000-009	not used
010-030	AGRICULTURE
010	Agricultural production, crops (01)
011	Agricultural production, livestock (02)
012	Veterinary services (074)
013-019	not used
020	Landscape and horticultural services (078)
021-029	not used
030	Agricultural services, n.e.c. (071, 072, 075, 076)
031-032	FORESTRY AND FISHERIES
031	Forestry (08)
032	Fishing, hunting, and trapping (09)
033-039	not used
040-050	MINING
040	Metal mining (10)
041	Coal mining (12)
042	Oil and gas extraction (13)
043-049	not used
050	Nonmetallic mining and quarrying, except fuel (14)
051-059	not used
060	CONSTRUCTION (15, 16, 17)
061-099	not used
100-392	MANUFACTURING
100-222	NONDURABLE GOODS
100-122	Food and kindred products
100	Meat products (201)
101	Dairy products (202)
102	Canned, frozen and preserved fruits and vegetables (203)
103-109	not used
110	Grain mill products (204)
111	Bakery products (205)
112	Sugar and confectionery products (206)
113-119	not used
120	Beverage industries (208)
121	Miscellaneous food preparations and kindred products (207, 209)
122	Not specified food industries



Code	Industries
123-129	not used
130	Tobacco manufactures (21)
131	not used
132-150	Textile mill products
132	Knitting mills (225)
133-139	not used
140	Dyeing and finishing textiles, except wool and knit goods (226)
141	Carpets and rugs (227)
142	Yarn, thread, and fabric mills (221-224, 228)
143-149	not used
150	Miscellaneous textile mill products (229)
151-152	Apparel and other finished textile products
151	Apparel and accessories, except knit (231-238)
152	Miscellaneous fabricated textile products (239)
153-159	not used
160-162	Paper and allied products
160	Pulp, paper, and paperboard mills (261-263)
161	Miscellaneous paper and pulp products (267)
162	Paperboard containers and boxes (265)
163-170	not used
171-172	Printing, publishing, and allied industries
171	Newspaper publishing and printing (271)
172	Printing, publishing, and allied industries, except newspapers (272-279)
173-179	not used
180-192	Chemicals and allied products
180	Plastics, synthetics, and resins (282)
181	Drugs (283)
182	Soaps and cosmetics (284)
183-189	not used
190	Paints, varnishes, and related products (285)
191	Agricultural chemicals (287)
192	Industrial and miscellaneous chemicals (281, 286, 289)
193-199	not used
200-201	Petroleum and coal products
200	Petroleum refining (291)
201	Miscellaneous petroleum and coal products (295, 299)
202-209	not used
210-212	Rubber and miscellaneous plastics products
210	Tires and inner tubes (301)
211	Other rubber products, and plastics footwear and belting (302-306)
212	Miscellaneous plastics products (308)
213-219	not used
220-222	Leather and leather products
220	Leather tanning and finishing (311)
221	Footwear, except rubber and plastic (313, 314)
222	Leather products, except footwear (315-317, 319)
223-229	not used
230-392	<b>DURABLE GOODS</b>
230-241	Lumber and wood products, except furniture
230	Logging (241)
231	Sawmills, planing mills, and millwork (242, 243)
232	Wood buildings and mobile homes (245)
233-240	not used
241	Miscellaneous wood products (244, 249)
242	Furniture and fixtures (25)
243-249	not used

<b>Code</b>	<b>Industries</b>
250-262	Stone, clay, glass, and concrete products
250	Glass and glass products (321-323)
251	Cement, concrete, gypsum, and plaster products (324, 327)
252	Structural clay products (325)
253-260	not used
261	Pottery and related products (326)
262	Miscellaneous nonmetallic mineral and stone products (328, 329)
263-269	not used
270-301	Metal industries
270	Blast furnaces, steelworks, rolling and finishing mills (331)
271	Iron and steel foundries (332)
272	Primary aluminum industries (3334, part 334, 3353-3355, 3363, 3365)
273-279	not used
280	Other primary metal industries (3331, 3339, part 334, 3351, 3356, 3357, 3364, 3366, 3369, 339)
281	Cutlery, handtools, and general hardware (342)
282	Fabricated structural metal products (344)
283-289	not used
290	Screw machine products (345)
291	Metal forgings and stampings (346)
292	Ordnance (348)
293-299	not used
300	Miscellaneous fabricated metal products (341, 343, 347, 349)
301	Not specified metal industries
302-309	not used
310-332	Machinery and computing equipment
310	Engines and turbines (351)
311	Farm machinery and equipment (352)
312	Construction and material handling machines (353)
313-319	not used
320	Metalworking machinery (354)
321	Office and accounting machines (3578, 3579)
322	Computers and related equipment (3571-3577)
323-330	not used
331	Machinery, except electrical, n.e.c. (355, 356, 358, 359)
332	Not specified machinery
333-339	not used
340-350	Electrical machinery, equipment, and supplies
340	Household appliances (363)
341	Radio, TV, and communication equipment (365, 366)
342	Electrical machinery, equipment, and supplies, n.e.c. (361, 362, 364, 367, 369)
343-349	not used
350	Not specified electrical machinery, equipment, and supplies
351-370	Transportation equipment
351	Motor vehicles and motor vehicle equipment (371)
352	Aircraft and parts (372)
353-359	not used
360	Ship and boat building and repairing (373)
361	Railroad locomotives and equipment (374)
362	Guided missiles, space vehicles, and parts (376)
363-369	not used
370	Cycles and miscellaneous transportation equipment (375, 379)
371-381	Professional and photographic equipment, and watches
371	Scientific and controlling instruments (381, 382 except 3827)
372	Medical, dental, and optical instruments and supplies (3827, 384, 385)
373-379	not used
380	Photographic equipment and supplies (386)

Code	Industries
381	Watches, clocks, and clockwork operated devices (387)
382-389	not used
390	Toys, amusement, and sporting goods (394)
391	Miscellaneous manufacturing industries (39 except 394)
392	Not specified manufacturing industries
393-399	not used
400-472	<b>TRANSPORTATION, COMMUNICATIONS, AND OTHER PUBLIC UTILITIES</b>
400-432	<b>TRANSPORTATION</b>
400	Railroads (40)
401	Bus service and urban transit (41, except 412)
402	Taxicab service (412)
403-409	not used
410	Trucking service (421, 423)
411	Warehousing and storage (422)
412	U.S. Postal Service (43)
413-419	not used
420	Water transportation (44)
421	Air transportation (45)
422	Pipe lines, except natural gas (46)
423-431	not used
432	Services incidental to transportation (47)
433-439	not used
440-442	<b>COMMUNICATIONS</b>
440	Radio and television broadcasting and cable (483, 484)
441	Telephone communications (481)
442	Telegraph and miscellaneous communications services (482, 489)
443-449	not used
450-472	<b>UTILITIES AND SANITARY SERVICES</b>
450	Electric light and power (491)
451	Gas and steam supply systems (492, 496)
452	Electric and gas, and other combinations (493)
453-469	not used
470	Water supply and irrigation (494, 497)
471	Sanitary services (495)
472	Not specified utilities
473-499	not used
500-571	<b>WHOLESALE TRADE</b>
500-532	<b>Durable Goods</b>
500	Motor vehicles and equipment (501)
501	Furniture and home furnishings (502)
502	Lumber and construction materials (503)
503-509	not used
510	Professional and commercial equipment and supplies (504)
511	Metals and minerals, except petroleum (505)
512	Electrical goods (506)
513-520	not used
521	Hardware, plumbing and heating supplies (507)
522-529	not used
530	Machinery, equipment, and supplies (508)
531	Scrap and waste materials (5093)
532	Miscellaneous wholesale, durable goods (509 except 5093)
533-539	not used
540-571	<b>Nondurable Goods</b>

Code	Industries
540	Paper and paper products (511)
541	Drugs, chemicals and allied products (512, 516)
542	Apparel, fabrics, and notions (513)
543-549	not used
550	Groceries and related products (514)
551	Farm-product raw materials (515)
552	Petroleum products (517)
553-559	not used
560	Alcoholic beverages (518)
561	Farm supplies (5191)
562	Miscellaneous wholesale, nondurable goods (5192-5199)
563-570	not used
571	Not specified wholesale trade
572-579	not used
580-691	<b>RETAIL TRADE</b>
580	Lumber and building material retailing (521, 523)
581	Hardware stores (525)
582	Retail nurseries and garden stores (526)
583-589	not used
590	Mobile home dealers (527)
591	Department stores (531)
592	Variety stores (533)
593-599	not used
600	Miscellaneous general merchandise stores (539)
601	Grocery stores (541)
602	Dairy products stores (545)
603-609	not used
610	Retail bakeries (546)
611	Food stores, n.e.c. (542, 543, 544, 549)
612	Motor vehicle dealers (551, 552)
613-619	not used
620	Auto and home supply stores (553)
621	Gasoline service stations (554)
622	Miscellaneous vehicle dealers (555, 556, 557, 559)
623	Apparel and accessory stores, except shoe (56, except 566)
624-629	not used
630	Shoe stores (566)
631	Furniture and home furnishings stores (571)
632	Household appliance stores (572)
633	Radio, TV, and computer stores (5731, 5734)
634-639	not used
640	Music stores (5735, 5736)
641	Eating and drinking places (58)
642	Drug stores (591)
643-649	not used
650	Liquor stores (592)
651	Sporting goods, bicycles, and hobby stores (5941, 5945, 5946)
652	Book and stationery stores (5942, 5943)
653-659	not used
660	Jewelry stores (5944)
661	Gift, novelty, and souvenir shops (5947)
662	Sewing, needlework and piece goods stores (5949)
663	Catalog and mail order houses (5961)
664-669	not used
670	Vending machine operators (5962)
671	Direct selling establishments (5963)

Code	Industries
672	Fuel dealers (598)
673-680	not used
681	Retail florists (5992)
682	Miscellaneous retail stores (593, 5948, 5993-5995, 5999)
683-690	not used
691	Not specified retail trade
692-699	not used
<b>FINANCE, INSURANCE, AND REAL ESTATE</b>	
700-712	Banking (60 except 603 and 606)
700	Savings institutions, including credit unions (603, 606)
701	Credit agencies, n.e.c. (61)
702	not used
703-709	Security, commodity brokerage, and investment companies (62, 67)
710	Insurance (63, 64)
711	Real estate, including real estate-insurance offices (65)
712	not used
713-720	not used
<b>BUSINESS AND REPAIR SERVICES</b>	
721-760	Advertising (731)
721	Services to dwellings and other buildings (734)
722	not used
723-730	Personnel supply services (736)
731	Computer and data processing services (737)
732	not used
733-739	Detective and protective services (7381, 7382)
740	Business services, n.e.c. (732, 733, 735, 7383-7389)
741	Automotive rental and leasing, without drivers (751)
742	not used
743-749	Automotive parking and carwashes (752, 7542)
750	Automotive repair and related services (753, 7549)
751	Electrical repair shops (762, 7694)
752	not used
753-759	Miscellaneous repair services (763, 764, 7692, 7699)
760	
<b>PERSONAL SERVICES</b>	
761-791	<b>PRIVATE HOUSEHOLDS (88)</b>
761	
<b>PERSONAL SERVICES, EXCEPT PRIVATE HOUSEHOLD</b>	
762-791	Hotels and motels (701)
762	not used
763-769	Lodging places, except hotels and motels (702, 703, 704)
770	Laundry, cleaning, and garment services (721 except part 7219)
771	Beauty shops (723)
772	not used
773-779	Barber shops (724)
780	Funeral service and crematories (726)
781	Shoe repair shops (725)
782	not used
783-789	Dressmaking shops (part 7219)
790	Miscellaneous personal services (722, 729)
791	not used
792-799	
<b>ENTERTAINMENT AND RECREATION SERVICES</b>	
800-810	Theaters and motion pictures (781-783, 792)
800	Video tape rental (784)
801	

<b>Code</b>	<b>Industries</b>
802	Bowling centers (793)
803-809	not used
810	Miscellaneous entertainment and recreation services (791, 794, 799)
811	not used
812-893	<b>PROFESSIONAL AND RELATED SERVICES</b>
812-830	<b>MEDICAL SERVICES, EXCEPT HOSPITALS</b>
812	Offices and clinics of physicians (801, 803)
813-819	not used
820	Offices and clinics of dentists (802)
821	Offices and clinics of chiropractors (8041)
822	Offices and clinics of optometrists (8042)
823-829	not used
830	Offices and clinics of health practitioners, n.e.c. (8043, 8049)
831	<b>HOSPITALS (806)</b>
832-840	<b>MEDICAL SERVICES, EXCEPT HOSPITALS (Continued)</b>
832	Nursing and personal care facilities (805)
833-839	not used
840	Health services, n.e.c. (807, 808, 809)
841	<b>OTHER PROFESSIONAL SERVICES (also includes codes 872-893)</b>
841	Legal services (81)
842-860	<b>EDUCATIONAL SERVICES</b>
842	Elementary and secondary schools (821)
843-849	not used
850	Colleges and universities (822)
851	Vocational schools (824)
852	Libraries (823)
853-859	not used
860	Educational services, n.e.c. (829)
861-871	<b>SOCIAL SERVICES</b>
861	Job training and vocational rehabilitation services (833)
862	Child day care services (part 835)
863	Family child care homes (part 835)
864-869	not used
870	Residential care facilities, without nursing (836)
871	Social services, n.e.c. (832, 839)
872-893	<b>OTHER PROFESSIONAL SERVICES (Also includes code 840)</b>
872	Museums, art galleries, and zoos (84)
873	Labor unions (863)
874-879	not used
880	Religious organizations (866)
881	Membership organizations, n.e.c. (861, 862, 864, 865, 869)
882	Engineering, architectural, and surveying services (871)
883-889	not used
890	Accounting, auditing, and bookkeeping services (872)
891	Research, development, and testing services (873)
892	Management and public relations services (874)
893	Miscellaneous professional and related services (899)
894-899	not used

<b>Code</b>	<b>Industries</b>
900-932	<b>PUBLIC ADMINISTRATION</b>
900	Executive and legislative offices (911-913)
901	General government, n.e.c. (919)
902-909	not used
910	Justice, public order, and safety (92)
911-920	not used
921	Public finance, taxation, and monetary policy (93)
922	Administration of human resources programs (94)
923-929	not used
930	Administration of environmental quality and housing programs (95)
931	Administration of economic programs (96)
932	National security and international affairs (97)
933-990	not used
991	Assigned to persons whose labor force status is unemployed and whose last job was Armed Forces

**Detailed Industry Recodes  
(01-51)**

These codes correspond to Item A-DTIND located in positions 218-219 of the adult record layout in all months **except** March. In **March**, these codes are located in positions 0157-0158.

<b>Detailed Industry</b>	<b>Recode</b>	<b>Industry Code</b>
Agriculture Service	01	012-030
Other Agriculture	02	010-011
Mining	03	040-050
Construction	04	060
<b>Manufacturing (Durable Goods)</b>		
Lumber and wood products, except furniture	05	230-241
Furniture and fixtures	06	242
Stone clay, glass, and concrete product	07	250-262
Primary metals	08	270-280
Fabricated metal	09	281-300
Not specified metal industries	10	301
Machinery, except electrical	11	310-332
Electrical machinery, equipment, and supplies	12	340-350
Motor vehicles and equipment	13	351
Aircraft and parts	14	352
Other transportation equipment	15	360-370
Professional and photographic equipment, and watches	16	371-382
Toys, amusements, and sporting goods	17	390
Miscellaneous and not specified manufacturing industries	18	391-392
<b>Manufacturing (Nondurable Goods)</b>		
Food and kindred products	19	100-122
Tobacco manufactures	20	130
Textile mill products	21	132-150
Apparel and other finished textile products	22	151-152
Paper and allied products	23	160-162
Printing, publishing and allied industries	24	171-172
Chemicals and allied products	25	180-192
Petroleum and coal products	26	200-201
Rubber and miscellaneous plastics products	27	210-212
Leather and leather products	28	220-222
Transportation	29	400-432
Communications	30	440-442
Utilities and Sanitary Services	31	450-472
Wholesale Trade	32	500-571
Retail Trade	33	580-691
Banking and Other Finance	34	700-710
Insurance and Real Estate	35	711-712
Private Household Services	36	761
Business Services	37	721-750



Detailed Industry	Recode	Industry Code
Repair Services	38	751-760
Personal Services, Except Private Household	39	762-791
Entertainment and Recreation Services	40	800-810
Hospitals	41	831
Health Services, Except Hospitals	42	812-830 832-840
Educational Services	43	842-860
Social Services	44	861-871
Other Professional Services	45	841,872-893
Forestry and Fisheries	46	031,032
Justice, Public Order and Safety	47	910
Administration of Human Resource Programs	48	922
National Security and Internal Affairs	49	932
Other Public Administration	50	900,901,921,930,931
Armed Forces last job, currently employed	51	991

**Major Industry Recodes  
(01-23)**

These codes correspond to Item A-MJIND located in positions 216-217 of the adults record layout in all months **except** March. In **March**, these codes are located in positions 0155-0156.

Major Industry	Recode	Industry Code
Agriculture	01	010-030
Mining	02	040-050
Construction	03	060
Manufacturing (Durable Goods)	04	230-392
Nondurable Goods	05	100-222
Transportation, communications and other public utilities		
Transportation	06	400-432
Communications and public utilities		
Communications	07	440-442
Utilities and sanitary service	08	450-472
Wholesale Trade		
Wholesale trade	09	500-571
Retail Trade	10	580-691
Finance, insurance, and real estate	11	700-712
Services		
Private households	12	761
Miscellaneous services		
Business and Repair Services	13	721-760
Personal services, except pri. hhllds.	14	762-791
Entertainment and recreation services	15	800-810
Professional and related Services		
Hospitals	16	831
Medical services, except hospitals	17	812-830, 832-840
Educational services	18	842-860
Social services	19	861-871
Other professional services	20	841, 872-893
Forestry and fisheries	21	031-032
Public administration	22	900-932
Armed forces	23	991



## ATTACHMENT 14

### OCCUPATION CLASSIFICATIONS

#### Occupational Classification Codes for Detailed Occupational Categories (3-digit)

There are 500 categories for the employed with 1 additional category for the experienced unemployed. These categories are aggregated into 46 detailed groups and 14 major groups (see pages B-15 through B-17).

The classification is developed from the 1980 Standard Occupational Classification. "n.e.c." is the abbreviation for not elsewhere classified.

These codes correspond to Item A-OCC located in the adults record layout. These codes are located in positions 0163-0165 in all months except March. In March, these codes are located in positions 0106-0108.

Code	Occupation
000-199	MANAGERIAL AND PROFESSIONAL SPECIALTY OCCUPATIONS
000-037	EXECUTIVE, ADMINISTRATIVE, AND MANAGERIAL OCCUPATIONS
000-002	not used
003	Legislators (111)
004	Chief executives and general administrators, public administration (112)
005	Administrators and officials, public administration (1132-1139)
006	Administrators, protective services (1131)
007	Financial managers (122)
008	Personnel and labor relations managers (123)
009	Purchasing managers (124)
010-012	not used
013	Managers, marketing, advertising, and public relations (125)
014	Administrators, education and related fields (128)
015	Managers, medicine and health (131)
016	Postmasters and mail superintendents (1344)
017	Managers, food serving and lodging establishments (1351)
018	Managers, properties and real estate (1353)
019	Funeral directors (part 1359)
020	not used
021	Managers, service organizations, n.e.c. (127, 1352, 1354, part 1359)
022	Managers and administrators, n.e.c. (121, 126, 132-1343, 136-139)
023-037	Management Related Occupations
023	Accountants and auditors (1412)
024	Underwriters (1414)
025	Other financial officers (1415, 1419)
026	Management analysts (142)
027	Personnel, training, and labor relations specialists (143)
028	Purchasing agents and buyers, farm products (1443)
029	Buyers, wholesale and retail trade except farm products (1442)
030-032	not used
033	Purchasing agents and buyers, n.e.c. (1449)
034	Business and promotion agents (145)
035	Construction inspectors (1472)
036	Inspectors and compliance officers, except construction (1473)
037	Management related occupations, n.e.c. (149)
038-042	not used
043-199	PROFESSIONAL SPECIALTY OCCUPATIONS
043-063	Engineers, Architects, and Surveyors
043	Architects (161)

<b>Code</b>	<b>Occupations</b>
044-059	<b>Engineers</b>
044	Aerospace (1622)
045	Metallurgical and materials (1623)
046	Mining (1624)
047	Petroleum (1625)
048	Chemical (1626)
049	Nuclear (1627)
050-052	not used
053	Civil (1628)
054	Agricultural (1632)
055	Electrical and electronic (1633, 1636)
056	Industrial (1634)
057	Mechanical (1635)
058	Marine and naval architects (1637)
059	Engineers, n.e.c. (1639)
060-062	not used
063	Surveyors and mapping scientists (164)
064-068	<b>Mathematical and Computer Scientists</b>
064	Computer systems analysts and scientists (171)
065	Operations and systems researchers and analysts (172)
066	Actuaries (1732)
067	Statisticians (1733)
068	Mathematical scientists, n.e.c. (1739)
069-083	<b>Natural Scientists</b>
069	Physicists and astronomers (1842, 1843)
070-072	not used
073	Chemists, except biochemists (1845)
074	Atmospheric and space scientists (1846)
075	Geologists and geodesists (1847)
076	Physical scientists, n.e.c. (1849)
077	Agricultural and food scientists (1853)
078	Biological and life scientists (1854)
079	Forestry and conservation scientists (1852)
080-082	not used
083	Medical scientists (1855)
084-089	<b>Health Diagnosing Occupations</b>
084	Physicians (261)
085	Dentists (262)
086	Veterinarians (27)
087	Optometrists (281)
088	Podiatrists (283)
089	Health diagnosing practitioners, n.e.c. (289)
090-094	not used
095-106	<b>Health Assessment and Treating Occupations</b>
095	Registered nurses (29)
096	Pharmacists (301)
097	Dietitians (302)
098-105	<b>Therapists</b>
098	Respiratory therapists (3031)
099	Occupational therapists (3032)
100-102	not used
103	Physical therapists (3033)
104	Speech therapists (3034)
105	Therapists, n.e.c. (3039)
106	Physicians' assistants (304)
107-112	not used

Code	Occupations
113-154	Teachers, Postsecondary
113	Earth, environmental, and marine science teachers (2212)
114	Biological science teachers (2213)
115	Chemistry teachers (2214)
116	Physics teachers (2215)
117	Natural science teachers, n.e.c. (2216)
118	Psychology teachers (2217)
119	Economics teachers (2218)
120-122	not used
123	History teachers (2222)
124	Political science teachers (2223)
125	Sociology teachers (2224)
126	Social science teachers, n.e.c. (2225)
127	Engineering teachers (2226)
128	Mathematical science teachers (2227)
129	Computer science teachers (2228)
130-132	not used
133	Medical science teachers (2231)
134	Health specialties teachers (2232)
135	Business, commerce, and marketing teachers (2233)
136	Agriculture and forestry teachers (2234)
137	Art, drama, and music teachers (2235)
138	Physical education teachers (2236)
139	Education teachers (2237)
140-142	not used
143	English teachers (2238)
144	Foreign language teachers (2242)
145	Law teachers (2243)
146	Social work teachers (2244)
147	Theology teachers (2245)
148	Trade and industrial teachers (2246)
149	Home economics teachers (2247)
150-152	not used
153	Teachers, postsecondary, n.e.c. (2249)
154	Postsecondary teachers, subject not specified
155-159	Teachers, Except Postsecondary
155	Teachers, prekindergarten and kindergarten (231)
156	Teachers, elementary school (232)
157	Teachers, secondary school (233)
158	Teachers, special education (235)
159	Teachers, n.e.c. (236, 239)
160-162	not used
163	Counselors, Educational and Vocational (24)
164-165	Librarians, Archivists, and Curators
164	Librarians (251)
165	Archivists and curators (252)
166-173	Social Scientists and Urban Planners
166	Economists (1912)
167	Psychologists (1915)
168	Sociologists (1916)
169	Social scientists, n.e.c. (1913, 1914, 1919)
170-172	not used
173	Urban planners (192)

<b>Code</b>	<b>Occupations</b>
174-177	Social, Recreation, and Religious Workers
174	Social workers (2032)
175	Recreation workers (2033)
176	Clergy (2042)
177	Religious workers, n.e.c. (2049)
178-179	Lawyers and Judges
178	Lawyers (211)
179	Judges (212)
180-182	not used
183-199	Writers, Artists, Entertainers, and Athletes
183	Authors (321)
184	Technical writers (398)
185	Designers (322)
186	Musicians and composers (323)
187	Actors and directors (324)
188	Painters, sculptors, craft-artists, and artist printmakers (325)
189	Photographers (326)
190-192	not used
193	Dancers (327)
194	Artists, performers, and related workers, n.e.c. (328, 329)
195	Editors and reporters (331)
196	not used
197	Public relations specialists (332)
198	Announcers (333)
199	Athletes (34)
200-202	not used
203-389	<b>TECHNICAL, SALES, AND ADMINISTRATIVE SUPPORT OCCUPATIONS</b>
203-235	<b>TECHNICIANS AND RELATED SUPPORT OCCUPATIONS</b>
203-208	Health Technologists and Technicians
203	Clinical laboratory technologists and technicians (362)
204	Dental hygienists (363)
205	Health record technologists and technicians (364)
206	Radiologic technicians (365)
207	Licensed practical nurses (366)
208	Health technologists and technicians, n.e.c. (369)
209-212	not used
213-235	Technologists and Technicians, Except Health
213-218	Engineering and Related Technologists and Technicians
213	Electrical and electronic technicians (3711)
214	Industrial engineering technicians (3712)
215	Mechanical engineering technicians (3713)
216	Engineering technicians, n.e.c. (3719)
217	Drafting occupations (372)
218	Surveying and mapping technicians (373)
219-222	not used
223-225	Science Technicians
223	Biological technicians (382)
224	Chemical technicians (3831)
225	Science technicians, n.e.c. (3832, 3833, 384, 389)
226-235	Technicians, Except Health, Engineering, and Science
226	Airplane pilots and navigators (825)
227	Air traffic controllers (392)
228	Broadcast equipment operators (393)
229	Computer programmers (3971, 3972)
230-232	not used
233	Tool programmers, numerical control (3974)

<b>Code</b>	<b>Occupations</b>
234	Legal assistants (396)
235	Technicians, n.e.c. (399)
236-242	not used
243-285	<b>SALES OCCUPATIONS</b>
243	Supervisors and Proprietors, Sales Occupations (40)
244-252	not used
253-257	<b>Sales Representatives, Finance and Business Services</b>
253	Insurance sales occupations (4122)
254	Real estate sales occupations (4123)
255	Securities and financial services sales occupations (4124)
256	Advertising and related sales occupations (4153)
257	Sales occupations, other business services (4152)
258-259	<b>Sales Representatives, Commodities, Except Retail</b>
258	Sales engineers (421)
259	Sales representatives, mining, manufacturing, and wholesale (423, 424)
260-262	not used
263-278	<b>Sales Workers, Retail and Personal Services</b>
263	Sales workers, motor vehicles and boats (4342, 4344)
264	Sales workers, apparel (4346)
265	Sales workers, shoes (4351)
266	Sales workers, furniture and home furnishings (4348)
267	Sales workers, radio, TV, hi-fi, and appliances (4343, 4352)
268	Sales workers, hardware and building supplies (4353)
269	Sales workers, parts (4367)
270-273	not used
274	Sales workers, other commodities (4345, 4347, 4354, 4356, 4359, 4362, 4369)
275	Sales counter clerks (4363)
276	Cashiers (4364)
277	Street and door-to-door sales workers (4366)
278	News vendors (4365)
279-282	not used
283-285	<b>Sales Related Occupations</b>
283	Demonstrators, promoters and models, sales (445)
284	Auctioneers (447)
285	Sales support occupations, n.e.c. (444, 446, 449)
286-302	not used
303-389	<b>ADMINISTRATIVE SUPPORT OCCUPATIONS, INCLUDING CLERICAL</b>
303-307	<b>Supervisors, Administrative Support Occupations</b>
303	Supervisors, general office (4511, 4513, 4514, 4516, 4519, 4529)
304	Supervisors, computer equipment operators (4512)
305	Supervisors, financial records processing (4521)
306	Chief communications operators (4523)
307	Supervisors, distribution, scheduling, and adjusting clerks (4522, 4524-4528)
308-309	<b>Computer Equipment Operators</b>
308	Computer operators (4612)
309	Peripheral equipment operators (4613)
310-312	not used
313-315	<b>Secretaries, Stenographers, and Typists</b>
313	Secretaries (4622)
314	Stenographers (4623)
315	Typists (4624)
316-323	<b>Information Clerks</b>
316	Interviewers (4642)
317	Hotel clerks (4643)
318	Transportation ticket and reservation agents (4644)



Code	Occupations
319	Receptionists (4645)
320-322	not used
323	Information clerks, n.e.c. (4649)
324	not used
325-336	Records Processing Occupations, Except Financial
325	Classified-ad clerks (4662)
326	Correspondence clerks (4663)
327	Order clerks (4664)
328	Personnel clerks, except payroll and timekeeping (4692)
329	Library clerks (4694)
330-334	not used
335	File clerks (4696)
336	Records clerks (4699)
337-344	Financial Records Processing Occupations
337	Bookkeepers, accounting, and auditing clerks (4712)
338	Payroll and timekeeping clerks (4713)
339	Billing clerks (4715)
340-342	not used
343	Cost and rate clerks (4716)
344	Billing, posting, and calculating machine operators (4718)
345-347	Duplicating, Mail and Other Office Machine Operators
345	Duplicating machine operators (4722)
346	Mail preparing and paper handling machine operators (4723)
347	Office machine operators, n.e.c. (4729)
348-353	Communications Equipment Operators
348	Telephone operators (4732)
350-352	not used
353	Communications equipment operators, n.e.c. (4733, 4739)
354-357	Mail and Message Distributing Occupations
354	Postal clerks, except mail carriers (4742)
355	Mail carriers, postal service (4743)
356	Mail clerks, except postal service (4744)
357	Messengers (4745)
358	not used
359-374	Material Recording, Scheduling, and Distributing Clerks
359	Dispatchers (4751)
360-362	not used
363	Production coordinators (4752)
364	Traffic, shipping, and receiving clerks (4753)
365	Stock and inventory clerks (4754)
366	Meter readers (4755)
367	not used
368	Weighers, measurers, checkers, and samplers (4756, 4757)
369-372	not used
373	Expeditors (4758)
374	Material recording, scheduling, and distributing clerks, n.e.c. (4759)
375-378	Adjusters and Investigators
375	Insurance adjusters, examiners, and investigators (4782)
376	Investigators and adjusters, except insurance (4783)
377	Eligibility clerks, social welfare (4784)
378	Bill and account collectors (4786)
379-389	Miscellaneous Administrative Support Occupations
379	General office clerks (463)
380-382	not used
383	Bank tellers (4791)
384	Proofreaders (4792)
385	Data-entry keyers (4793)

Code	Occupations
386	Statistical clerks (4794)
387	Teachers' aides (4795)
388	not used
389	Administrative support occupations, n.e.c. (4787, 4799)
390-402	not used
403-469	<b>SERVICE OCCUPATIONS</b>
403-407	<b>PRIVATE HOUSEHOLD OCCUPATIONS</b>
403	Launderers and ironers (503)
404	Cooks, private household (504)
405	Housekeepers and butlers (505)
406	Child care workers, private household (506)
407	Private household cleaners and servants (502, 507, 509)
408-412	not used
413-427	<b>PROTECTIVE SERVICE OCCUPATIONS</b>
413-415	Supervisors, Protective Service Occupations
413	Supervisors, firefighting and fire prevention occupations (5111)
414	Supervisors, police and detectives (5112)
415	Supervisors, guards (5113)
416-417	Firefighting and Fire Prevention Occupations
416	Fire inspection and fire prevention occupations (5122)
417	Firefighting occupations (5123)
418-424	Police and Detectives
418	Police and detectives, public service (5132)
419-422	not used
423	Sheriffs, bailiffs, and other law enforcement officers (5134)
424	Correctional institution officers (5133)
425-432	Guards
425	Crossing guards (5142)
426	Guards and police, except public service (5144)
427	Protective service occupations, n.e.c. (5149)
428-432	not used
433-469	<b>SERVICE OCCUPATIONS, EXCEPT PROTECTIVE AND HOUSEHOLD</b>
433-444	<b>Food Preparation and Service Occupations</b>
433	Supervisors, food preparation and service occupations (5211)
434	Bartenders (5212)
435	Waiters and waitresses (5213)
436	Cooks (5214, 5215)
437	not used
438	Food counter, fountain and related occupations (5216)
439	Kitchen workers, food preparation (5217)
440-442	not used
443	Waiters'/waitresses' assistants (5218)
444	Miscellaneous food preparation occupations (5219)
445-447	<b>Health Service Occupations</b>
445	Dental assistants (5232)
446	Health aides, except nursing (5233)
447	Nursing aides, orderlies, and attendants (5236)
448-455	<b>Cleaning and Building Service Occupations, Except Household</b>
448	Supervisors, cleaning and building service workers (5241)
449	Maids and housemen (5242, 5249)
450-452	not used
453	Janitors and cleaners (5244)
454	Elevator operators (5245)
455	Pest control occupations (5246)

Code	Occupations
456-469	<b>Personal Service Occupations</b>
456	Supervisors, personal service occupations (5251)
457	Barbers (5252)
458	Hairdressers and cosmetologists (5253)
459	Attendants, amusement and recreation facilities (5254)
460	not used
461	Guides (5255)
462	Ushers (5256)
463	Public transportation attendants (5257)
464	Baggage porters and bellhops (5262)
465	Welfare service aides (5263)
466	Family child care providers (part 5264)
467	Early childhood teacher's assistants (part 5264)
468	Child care workers, n.e.c. (part 5264)
469	Personal service occupations, n.e.c. (5258, 5269)
470-472	not used

473-499	<b>FARMING, FORESTRY, AND FISHING OCCUPATIONS</b>
473-476	<b>Farm Operators and Managers</b>
473	Farmers, except horticultural (5512-5514)
474	Horticultural specialty farmers (5515)
475	Managers, farms, except horticultural (5522-5524)
476	Managers, horticultural specialty farms (5525)
477-489	<b>Other Agricultural and Related Occupations</b>
477-484	<b>Farm Occupations, Except Managerial</b>
477	Supervisors, farm workers (5611)
478	not used
479	Farm workers (5612-5617)
480-482	not used
483	Marine life cultivation workers (5618)
484	Nursery workers (5619)
485-489	<b>Related Agricultural Occupations</b>
485	Supervisors, related agricultural occupations (5621)
486	Groundskeepers and gardeners, except farm (5622)
487	Animal caretakers, except farm (5624)
488	Graders and sorters, agricultural products (5625)
489	Inspectors, agricultural products (5627)
490-493	not used
494-496	<b>Forestry and Logging Occupations</b>
494	Supervisors, forestry and logging workers (571)
495	Forestry workers, except logging (572)
496	Timber cutting and logging occupations (573, 579)
497-499	<b>Fishers, Hunters, and Trappers</b>
497	Captains and other officers, fishing vessels (part 8241)
498	Fishers (583)
499	Hunters and trappers (584)
500-502	not used

503-699	<b>PRECISION PRODUCTION, CRAFT, AND REPAIR OCCUPATIONS</b>
503-552	<b>Mechanics and Repairers</b>
503	Supervisors, mechanics and repairers (60)
504	not used
505-549	<b>Mechanics and Repairers, Except Supervisors</b>
505-517	<b>Vehicle and Mobile Equipment Mechanics and Repairers</b>
505	Automobile mechanics (part 6111)
506	Automobile mechanic apprentices (part 6111)
507	Bus, truck, and stationary engine mechanics (6112)

<b>Code</b>	<b>Occupations</b>
508	Aircraft engine mechanics (6113)
509	Small engine repairers (6114)
510-513	not used
514	Automobile body and related repairers (6115)
515	Aircraft mechanics, except engine (6116)
516	Heavy equipment mechanics (6117)
517	Farm equipment mechanics (6118)
518	Industrial machinery repairers (613)
519	Machinery maintenance occupations (614)
520-522	not used
523-533	Electrical and Electronic Equipment Repairers
523	Electronic repairers, communications and industrial equipment (6151, 6153, 6155)
524	not used
525	Data processing equipment repairers (6154)
526	Household appliance and power tool repairers (6156)
527	Telephone line installers and repairers (6157)
528	not used
529	Telephone installers and repairers (6158)
530-532	not used
533	Miscellaneous electrical and electronic equipment repairers (6152, 6159)
534	Heating, air conditioning, and refrigeration mechanics (616)
535-549	Miscellaneous Mechanics and Repairers
535	Camera, watch, and musical instrument repairers (6171, 6172)
536	Locksmiths and safe repairers (6173)
537	not used
538	Office machine repairers (6174)
539	Mechanical controls and valve repairers (6175)
540-542	not used
543	Elevator installers and repairers (6176)
544	Millwrights (6178)
545-546	not used
547	Specified mechanics and repairers, n.e.c. (6177, 6179)
548	not used
549	Not specified mechanics and repairers
550-552	not used
553-599	Construction Trades
553-558	Supervisors, Construction Occupations
553	Supervisors, brickmasons, stonemasons, and tile setters (6312)
554	Supervisors, carpenters and related workers (6313)
555	Supervisors, electricians and power transmission installers (6314)
556	Supervisors, painters, paperhangers, and plasterers (6315)
557	Supervisors, plumbers, pipefitters, and steamfitters (6316)
558	Supervisors, construction, n.e.c. (6311, 6318)
559-562	not used
563-599	Construction Trades, Except Supervisors
563	Brickmasons and stonemasons (part 6412, part 6413)
564	Brickmason and stonemason apprentices (part 6412, part 6413)
565	Tile setters, hard and soft (part 6414, part 6462)
566	Carpet installers (part 6462)
567	Carpenters (part 6422)
568	not used
569	Carpenter apprentices (part 6422)
570-572	not used
573	Drywall installers (6424)
574	not used
575	Electricians (part 6432)
576	Electrician apprentices (part 6432)

Code	Occupations
577	Electrical power installers and repairers (6433)
578	not used
579	Painters, construction and maintenance (6442)
582	not used
583	Paperhangers (6443)
584	Plasterers (6444)
585	Plumbers, pipefitters, and steamfitters (part 645)
586	not used
587	Plumber, pipefitter, and steamfitter apprentices (part 645)
588	Concrete and terrazzo finishers (6463)
589	Glaziers (6464)
590-592	not used
593	Insulation workers (6465)
594	Paving, surfacing, and tamping equipment operators (6466)
595	Roofers (6468)
596	Sheetmetal duct installers (6472)
597	Structural metal workers (6473)
598	Drillers, earth (6474)
599	Construction trades, n.e.c. (6467, 6475, 6476, 6479)
600-612	not used
613-617	Extractive Occupations
613	Supervisors, extractive occupations (632)
614	Drillers, oil well (652)
615	Explosives workers (653)
616	Mining machine operators (654)
617	Mining occupations, n.e.c. (656)
618-627	not used
628-699	Precision Production Occupations
628	Supervisors, production occupations (67, 71)
629-633	not used
634-655	Precision Metal Working Occupations
634	Tool and die makers (part 6811)
635	Tool and die maker apprentices (part 6811)
636	Precision assemblers, metal (6812)
637	Machinists (part 6813)
638	not used
639	Machinist apprentices (part 6813)
640-642	not used
643	Boilermakers (6814)
644	Precision grinders, filers, and tool sharpeners (6816)
645	Patternmakers and model makers, metal (6817)
646	Lay-out workers (6821)
647	Precious stones and metals workers (Jewelers) (6822, 6866)
648	not used
649	Engravers, metal (6823)
650-652	not used
653	Sheet metal workers (part 6824)
654	Sheet metal worker apprentices (part 6824)
655	Miscellaneous precision metal workers (6829)
656-659	Precision Woodworking Occupations
656	Patternmakers and model makers, wood (6831)
657	Cabinet makers and bench carpenters (6832)
658	Furniture and wood finishers (6835)
659	Miscellaneous precision woodworkers (6839)
660-665	not used

Code	Occupations
666-674	Precision Textile, Apparel, and Furnishings Machine Workers
666	Dressmakers (part 6852, part 7752)
667	Tailors (part 6852)
668	Upholsterers (6853)
669	Shoe repairers (6854)
670-673	not used
674	Miscellaneous precision apparel and fabric workers (6856, 6859, part 7752)
675-684	Precision Workers, Assorted Materials
675	Hand molders and shapers, except jewelers (6861)
676	Patternmakers, lay-out workers, and cutters (6862)
677	Optical goods workers (6864, part 7477, part 7677)
678	Dental laboratory and medical appliance technicians (6865)
679	Bookbinders (6844)
680-682	not used
683	Electrical and electronic equipment assemblers (6867)
684	Miscellaneous precision workers, n.e.c. (6869)
685	not used
686-688	Precision Food Production Occupations
686	Butchers and meat cutters (6871)
687	Bakers (6872)
688	Food batchmakers (6873, 6879)
689-693	Precision Inspectors, Testers, and Related Workers
689	Inspectors, testers, and graders (6881, 828)
690-692	not used
693	Adjusters and calibrators (6882)
694-699	Plant and System Operators
694	Water and sewage treatment plant operators (691)
695	Power plant operators (part 693)
696	Stationary engineers (part 693, 7668)
697-698	not used
699	Miscellaneous plant and system operators (692, 694, 695, 696)
700-702	not used
703-889	OPERATORS, FABRICATORS, AND LABORERS
703-799	MACHINE OPERATORS, ASSEMBLERS, AND INSPECTORS
703-779	Machine Operators and Tenders, Except Precision
703-715	Metal Working and Plastic Working Machine Operators
703	Lathe and turning machine set-up operators (7312)
704	Lathe and turning machine operators (7512)
705	Milling and planing machine operators (7313, 7513)
706	Punching and stamping press machine operators (7314, 7317, 7514, 7517)
707	Rolling machine operators (7316, 7516)
708	Drilling and boring machine operators (7318, 7518)
709	Grinding, abrading, buffing, and polishing machine operators (7322, 7324, 7522)
710-712	not used
713	Forging machine operators (7319, 7519)
714	Numerical control machine operators (7326)
715	Miscellaneous metal, plastic, stone, and glass working machine operators (7329, 7529)
716	not used
717	Fabricating machine operators, n.e.c. (7339, 7539)
718	not used
719-725	Metal and Plastic Processing Machine Operators
719	Molding and casting machine operators (7315, 7342, 7515, 7542)
720-722	not used
723	Metal plating machine operators (7343, 7543)
724	Heat treating equipment operators (7344, 7544)

Code	Occupations
725	Miscellaneous metal and plastic processing machine operators (7349, 7549)
726-733	Woodworking Machine Operators
726	Wood lathe, routing, and planing machine operators (7431, 7432, 7631, 7632)
727	Sawing machine operators (7433, 7633)
728	Shaping and joining machine operators (7435, 7635)
729	Nailing and tacking machine operators (7636)
730-732	not used
733	Miscellaneous woodworking machine operators (7434, 7439, 7634, 7639)
734-737	Printing Machine Operators
734	Printing press operators (7443, 7643)
735	Photoengravers and lithographers (6842, 7444, 7644)
736	Typesetters and compositors (6841, 7642)
737	Miscellaneous printing machine operators (6849, 7449, 7649)
738-749	Textile, Apparel, and Furnishings Machine Operators
738	Winding and twisting machine operators (7451, 7651)
739	Knitting, looping, taping, and weaving machine operators (7452, 7652)
740-742	not used
743	Textile cutting machine operators (7654)
744	Textile sewing machine operators (7655)
745	Shoe machine operators (7656)
746	not used
747	Pressing machine operators (7657)
748	Laundering and dry cleaning machine operators (6855, 7658)
749	Miscellaneous textile machine operators (7459, 7659)
750-752	not used
753-779	Machine Operators, Assorted Materials
753	Cementing and gluing machine operators (7661)
754	Packaging and filling machine operators (7462, 7662)
755	Extruding and forming machine operators (7463, 7663)
756	Mixing and blending machine operators (7664)
757	Separating, filtering, and clarifying machine operators (7476, 7666, 7676)
758	Compressing and compacting machine operators (7467, 7667)
759	Painting and paint spraying machine operators (7669)
760-762	not used
763	Roasting and baking machine operators, food (7472, 7672)
764	Washing, cleaning, and pickling machine operators (7673)
765	Folding machine operators (7474, 7674)
766	Furnace, kiln, and oven operators, except food (7675)
767	not used
768	Crushing and grinding machine operators (part 7477, part 7677)
769	Slicing and cutting machine operators (7478, 7678)
770-772	not used
773	Motion picture projectionists (part 7479)
774	Photographic process machine operators (6863, 6868, 7671)
775-776	not used
777	Miscellaneous machine operators, n.e.c. (part 7479, 7665, 7679)
778	not used
779	Machine operators, not specified
780-782	not used
783-795	Fabricators, Assemblers, and Hand Working Occupations
783	Welders and cutters (7332, 7532, 7714)
784	Solderers and brazers (7333, 7533, 7717)
785	Assemblers (772, 774)
786	Hand cutting and trimming occupations (7753)
787	Hand molding, casting, and forming occupations (7754, 7755)
788	not used

Code	Occupations
789	Hand painting, coating, and decorating occupations (7756)
790-792	not used
793	Hand engraving and printing occupations (7757)
794	not used
795	Miscellaneous hand working occupations (7758, 7759)
796-799	Production Inspectors, Testers, Samplers, and Weighers
796	Production inspectors, checkers, and examiners (782, 787)
797	Production testers (783)
798	Production samplers and weighers (784)
799	Graders and sorters, except agricultural (785)
800-802	not used
<b>TRANSPORTATION AND MATERIAL MOVING OCCUPATIONS</b>	
803-859	<b>Motor Vehicle Operators</b>
803-814	<b>Motor Vehicle Operators</b>
803	Supervisors, motor vehicle operators (8111)
804	Truck drivers (8212-8214)
805	not used
806	Driver-sales workers (8218)
807	not used
808	Bus drivers (8215)
809	Taxicab drivers and chauffeurs (8216)
810-812	not used
813	Parking lot attendants (874)
814	Motor transportation occupations, n.e.c. (8219)
815-822	not used
823-834	<b>Transportation Occupations, Except Motor Vehicles</b>
823-826	<b>Rail Transportation Occupations</b>
823	Railroad conductors and yardmasters (8113)
824	Locomotive operating occupations (8232)
825	Railroad brake, signal, and switch operators (8233)
826	Rail vehicle operators, n.e.c. (8239)
827	not used
828-834	<b>Water Transportation Occupations</b>
828	Ship captains and mates, except fishing boats (part 8241, 8242)
829	Sailors and deckhands (8243)
830-832	not used
833	Marine engineers (8244)
834	Bridge, lock, and lighthouse tenders (8245)
835-842	not used
843-859	<b>Material Moving Equipment Operators</b>
843	Supervisors, material moving equipment operators (812)
844	Operating engineers (8312)
845	Longshore equipment operators (8313)
846-847	not used
848	Hoist and winch operators (8314)
849	Crane and tower operators (8315)
850-852	not used
853	Excavating and loading machine operators (8316)
854	not used
855	Grader, dozer, and scraper operators (8317)
856	Industrial truck and tractor equipment operators (8318)
857-858	not used
859	Miscellaneous material moving equipment operators (8319)
860-863	not used



Code	Occupations
864-889	HANDLERS, EQUIPMENT CLEANERS, HELPERS, AND LABORERS
864	Supervisors, handlers, equipment cleaners, and laborers, n.e.c. (85)
865	Helpers, mechanics, and repairers (863)
866-868	Helpers, Construction, and Extractive Occupations
866	Helpers, construction trades (8641-8645, 8648)
867	Helpers, surveyor (8646)
868	Helpers, extractive occupations (865)
869	Construction laborers (871)
870-873	not used
874	Production helpers (861, 862)
875-883	Freight, Stock, and Material Handlers
875	Garbage collectors (8722)
876	Stevedores (8723)
877	Stock handlers and baggers (8724)
878	Machine feeders and offbearers (8725)
879-882	not used
883	Freight, stock, and material handlers, n.e.c. (8726)
884	not used
885	Garage and service station related occupations (873)
886	not used
887	Vehicle washers and equipment cleaners (875)
888	Hand packers and packagers (8761)
889	Laborers, except construction (8769)
890-904	not used
905	Assigned to persons whose current labor force status is unemployed and whose last job was Armed Forces.

Detailed Occupation Recodes  
(01-46)

These codes correspond to the Item A-DTOCC located in positions 222-223 of the adults record layout in all months **except March**. In **March**, these codes are located in positions 0161-0162.

Detailed Occupation	Recode	Occupation Code
Administrators and Officials, Public Administration	01	003-006
Other Executive, Administrators, and Managers	02	007-022
Management Related Occupations	03	023-037
Engineers	04	044-059
Mathematical and Computer Scientists	05	064-068
Natural Scientists	06	069-083
Health Diagnosing Occupations	07	084-089
Health Assessment and Treating Occupations	08	095-106
Teachers, College and University	09	113-154
Teachers, Except College and University	10	155-159
Lawyers and Judges	11	178-179
Other Professional Specialty Occupations	12	043,063, 163-177, 183-199
Health Technologists and Technicians	13	203-208
Engineering and Science Technicians	14	213-225
Technicians, Except Health Engineering, and Science	15	226-235
Supervisors and Proprietors, Sales Occupations	16	243
Sales Representatives, Finance, and Business Service	17	253-257
Sales Representatives, Commodities, Except Retail	18	258-259
Sales Workers, Retail and Personal Services	19	263-278
Sales Related Occupations	20	283-285
Supervisors - Administrative Support	21	303-307
Computer Equipment Operators	22	308-309
Secretaries, Stenographers, and Typists	23	313-315
Financial Records, Processing Occupations	24	337-344
Mail and Message Distributing	25	354-357
Other Administrative Support Occupations, Including Clerical	26	316-336, 345-353, 359-389
Private Household Service Occupations	27	403-407
Protective Service Occupations	28	413-427
Food Service Occupations	29	433-444
Health Service Occupations	30	445-447
Cleaning and Building Service Occupations	31	448-455
Personal Service Occupations	32	456-469

Detailed Occupation	Recode	Occupation Code
Mechanics and Repairers	33	503-549
Construction Trades	34	553-599
Other Precision Production Occupations	35	613-699
Machine Operators and Tenders, Except Precision	36	703-779
Fabricators, Assemblers, Inspectors, and Samplers	37	783-799
Motor Vehicle Operators	38	803-814
Other Transportation Occupations and Material Moving	39	823-859
Construction Laborer	40	869
Freight, Stock and Material Handlers	41	875-883
Other Handlers, Equipment Cleaners, and Laborers	42	864-868 874, 885-889
Farm Operators and Managers	43	473-476
Farm Workers and Related Occupations	44	477-489
Forestry and Fishing Occupations	45	494-499
Armed Forces last job, currently unemployed	46	905

**Major Occupation Group Recodes  
(01-14)**

These codes correspond to the Item A-MJOCC located in positions 220-221 of the adults record layout in all months **except** March. In **March**, these codes are located in positions 0159-0160.

Occupation Group	Recode	Occupation Code
<b>Managerial and professional specialty occupations</b>		
Executive, administrative, and managerial occupations	01	003-037
Professional specialty occupations	02	043-199
<b>Technical, sales, and administrative support occupations</b>		
Technicians and related support occupations	03	203-235
Sales occupations	04	243-285
Administrative support occupations, including clerical	05	303-389
<b>Service Occupations</b>		
Private household occupations	06	403-407
Protective service occupations	07	413-427
Service occupations, except protective and household	08	433-469
Precision production, craft, and repair occupations	09	503-699
<b>Operators, fabricators, and laborers</b>		
Machine operators, assemblers, and inspectors	10	703-799
Transportation and material moving equipment occupations	11	803-859
Handlers, equipment cleaners, helpers, and laborers	12	864-889
Farming, forestry, and fishing occupations	13	473-499
Armed Forces last job, currently unemployed	14	905



## ATTACHMENT 15

### Specific Metropolitan Identifiers

The specific metropolitan identifiers on this file are based on the Office of Management and Budget's June 30, 1984 definitions and are ranked according to Census Bureau population estimates for July 1, 1983. Identification of CMSA's is based solely on the CMSA/MSA rank code (See List 1). MSA's can be identified by using either the CMSA/MSA rank code (List 1) or the FIPS MSA/PMSA code (List 4). PMSA's can be identified by either the FIPS MSA/PMSA code (List 4) or a combination of the CMSA/MSA rank codes and the PMSA rank code (List 2). Identification of individual central cities is based on a combination of codes (See List 3). Individual central cities are identified by the appropriate central city code and the FIPS MSA/PMSA code or the appropriate central city code, the CMSA/MSA rank code, and, if necessary, the PMSA rank code. Some examples of the proper coding of specific metropolitan areas are given below.

<u>AREA</u>	CMSA/ MSA RANK <u>(MSARANK)</u> List 1	PMSA RANK CODE <u>(PMSARANK)</u> List 2	INDIVIDUAL CENTRAL CITY CODE <u>(CCCODE)</u> List 3	FIPS MSA/PMSA CODE <u>(SMSAFIPS)</u> List 4
Dallas-Fort Worth, TX CMSA	010	N/C	N/C	N/C
Fort Worth-Arlington, TX PMSA	010	02	N/C	N/C
OR	N/C	N/C	N/C	2800
Fort Worth, TX Central City	010	02	1	N/C
OR	N/C	N/C	1	2800
Phoenix, AZ MSA	023	N/C	N/C	N/C
OR	N/C	N/C	N/C	6200
Mesa, AZ Central City	023	N/C	2	N/C
OR	N/C	N/C	2	6200
Burlington, VT MSA	224	N/C	N/C	N/C
OR	N/C	N/C	N/C	1305

N/C = No Code Required

#### NOTES:

1. Do not attempt to tally CMSA totals by summing identified PMSA's. The specific PMSA identification for some PMSA's is suppressed while the specific CMSA for those areas is available. The New Hampshire portion of the Boston CMSA is an example of this. While specific identification of Nashua and the Lawrence-Haverill and Lowell portions is suppressed, all areas are coded as being in the Boston CMSA.

2. Many of the smaller metropolitan areas in sample do not contain central city/balance breakdowns and hence, are coded "not identifiable" in the central city metropolitan statistical area residence status code (CCCSMSA). It is recommended that this code in conjunction with the modified metropolitan statistical area residence status code (MSTSMSAR) be used for tallying metropolitan residence status for national and other grouped data.

LIST 1: CMSA/MSA 1983 RANK CODES (MSARANK)

<u>CMSA/ MSA RANK CODE</u>	<u>FIPS MSA/ PMSA CODE</u>	<u>CMSA/MSA TITLE</u>
001		New York-New Jersey-Long Island, NY-NJ CMSA
002		Los Angeles-Anaheim-Riverside, CA CMSA
003		Chicago-Gary-Lake County, IL-IN-WI CMSA (Wisconsin portion not in sample)
004		Philadelphia-Wilmington-Trenton, PA-NJ-DE-MD CMSA (Maryland portion suppressed)
005		San Francisco-Oakland-San Jose, CA CMSA
006		Detroit-Ann Arbor, MI CMSA
007		Boston-Laurence-Salem, MA-NH CMSA
000		Houston-Galveston-Brazoria, TX CMSA
009	8040	Washington, DC-VA MSA
010		Dallas-Fort Worth, TX CMSA
011		Cleveland-Akron-Lorain, OH CMSA
012		Miami-Fort Lauderdale, FL CMSA
013		Pittsburgh-Deaver Valley, PA CMSA
014		St. Louis, MO-IL CMSA
015	0520	Atlanta, GA MSA
016	0720	Baltimore, MD MSA
017	5120	Minneapolis-St. Paul, MN-WI MSA (Wisconsin portion not identified)
018		Seattle-Tacoma, WA CMSA
019	7320	San Diego, CA MSA
020	0280	Tampa-St. Petersburg-Clearwater, FL MSA
021		Denver-Boulder, CO CMSA
022		Cincinnati-Hamilton, OH-KY-IN CMSA (Indiana portion not identified)
023	6200	Phoenix, AZ MSA
024		Milwaukee-Racine, WI CMSA
025	3760	Kansas City, MO-KS MSA
026		Portland-Vancouver, OR-WA CMSA
027	5560	New Orleans, LA MSA
020	1040	Columbus, OH MSA
029	5720	Norfolk-Virginia Beach-Newport News, VA MSA
030		Buffalo-Niagara Falls, NY CMSA
031	6920	Sacramento, CA MSA
032	3480	Indianapolis, IN MSA
033	7240	San Antonio, TX MSA
034		Providence-Pawtucket-Fall River, RI-MA CMSA
035	1520	Charlotte-Gastonia-Rock Hill, NC-SC MSA
036		Hartford-New Britain-Middletown, CT CMSA
037	7160	Salt Lake City-Ogden, UT MSA
030	6840	Rochester, NY MSA
039	5880	Oklahoma City, OK MSA
040	4520	Louisville, KY-IN MSA
041	2000	Dayton-Springfield, OH MSA
042	4920	Memphis, TN-AR-MS MSA (Arkansas and Mississippi portions not identified)
043	1000	Birmingham, AL MSA
044	5360	Nashville, TN MSA

<u>CMSA/ MSA RANK CODE</u>	<u>FIPS MSA/ PMSA CODE</u>	<u>CMSA/MSA TITLE</u>
045	3120	Greenboro-Winston Salem-High Point, NC MSA
046	0160	Albany-Schenectady-Troy NY MSA
047	3320	Honolulu, HI MSA
048	5960	Orlando, FL MSA
049	6760	Richmond-Petersburg, VA MSA (Dinwiddie and Prince George counties and Colonial Heights, Hopewell, and Petersburg cities not in sample)
050	3600	Jacksonville, FL MSA
051	7560	Scranton-Wilkes Barre, PA MSA (Monroe county not in sample)
052	0560	Tulsa, OK MSA
053	8960	West Palm Beach-Boca Raton-Delray Beach, FL MSA
054	8160	Syracuse, NY MSA
055	0240	Allentown-Bethlehem, PA-NJ MSA (New Jersey portion not identified)
056	0640	Austin, TX MSA
057	3000	Grand Rapids, MI MSA
058	8400	Toledo, OH MSA
059	5920	Omaha, NE-IA MSA (Iowa portion not identified)
060	6640	Raleigh-Durham, NC MSA
061	3160	Greenville-Spartanburg, SC MSA
062	3840	Knoxville, TN MSA
063	8520	Tucson, AZ MSA
064	3240	Harrisburg-Lebanon-Carlisle, PA MSA (Lebanon county not in sample)
065	2840	Fresno, CA MSA
066	0760	Baton Rouge, LA MSA
067	9320	Youngstown-Warren, OH MSA
068	4120	Las Vegas, NV MSA
069	8000	Springfield, MA MSA
070	2320	El Paso, TX MSA
071	5480	New Haven-Meriden, CT MSA
072	4400	Little Rock-North Little Rock, AR MSA
073	1440	Charleston, SC MSA
074	5160	Mobile, AL MSA (Baldwin county not in sample)
075	0680	Bakersfield, CA MSA
076	3660	Johnson City-Kingsport-Bristol, TN-VA MSA (Virginia portion not identified)
077	2640	Flint, MI MSA
078	0200	Albuquerque, NM MSA
079	9040	Wichita, KS MSA
080	1760	Columbia, SC MSA
081	1560	Chattanooga, TN-GA MSA (Marion and Sequatchie counties Tennessee not in sample)
082	6960	Saginaw-Bay City-Midland, MI MSA
083	4040	Lansing-East Lansing, MI MSA
084	9240	Worcester, MA MSA
085	1320	Canton, OH MSA
086	0840	Beaumont-Port Arthur, TX MSA
087	9280	York, PA MSA
088	1960	Davenport-Rock Island-Moline, IA-IL MSA
089	8120	Stockton, CA MSA
090	2120	Des Moines, IA MSA (Dallas county not in sample)
091	4000	Lancaster, PA MSA
092	3560	Jackson, MS MSA
093	6120	Peoria, IL MSA
094	0600	Augusta, GA-SC, MSA



<u>CMSA/ MSA RANK CODE</u>	<u>FIPS MSA/ PMSA CODE</u>	<u>CMSA/MSA TITLE</u>
095	1880	Corpus Christi, TX MSA
096	7680	Shreveport, LA MSA
097	2760	Fort Wayne, IN MSA
098	7840	Spokane, WA MSA
099	3980	Lakeland-Winter Haven, FL MSA
100	1720	Colorado Springs, CO MSA
101	3400	Huntington-Ashland, WV-KY-OH MSA (Kentucky and Ohio portions not identified)
102	4720	Madison, WI MSA
103	4880	McAllen-Edinburg-Mission, TX MSA
104	4200	Lexington-Fayette, KY MSA
105	8680	Utica-Rome, NY MSA
106	7480	Santa Barbara-Santa Maria-Lompoc, CA MSA
107	6680	Reading, PA MSA
108	6080	Pensacola, FL MSA
109	7120	Salinas-Seaside-Monterey, CA MSA
110	4900	Melbourne-Titusville-Palm Bay, FL MSA
111	0460	Appleton-Oshkosh-Neenah, WI MSA
112	2020	Daytona Beach, FL MSA
113	5170	Modesto, CA MSA
115	5240	Montgomery, AL MSA
116	2360	Erie, PA MSA
117	6880	Rockford, IL MSA
118	2440	Evansville, IN-KY MSA (Kentucky portion not identified)
119	4600	Macon-Warner Robins, GA MSA
120	1400	Charleston, WV MSA
121	2400	Eugene-Springfield, OR MSA
122	0960	Binghamton, NY MSA
123	8700	Visalia-Tulare-Porterville, CA MSA
124	3680	Johnstown, PA MSA
125	2240	Duluth, MN-WI MSA (Wisconsin portion not identified)
126	5520	New London-Norwich, CT-RI MSA (Rhode Island portion suppressed)
127	7000	Salem, OR MSA
128	6460	Poughkeepsie, NY MSA
129	2560	Fayetteville, NC MSA
130	1800	Columbus, GA-AL MSA (Alabama portion not in sample)
131	2700	Fort Myers, FL MSA
132	7000	South Bend-Mishawaka, IN MSA
133	6520	Provo-Orem, UT MSA (Central City portion only identified)
134	1240	Brownsville-Harlingen, TX MSA
135	7520	Savannah, GA MSA
136	7510	Sarasota, FL MSA
137	6000	Roanoke, VA MSA
138	4600	Lubbock, TX MSA
139	3080	Lafayette, LA MSA
140	3810	Killeen-Temple, TX MSA
141	7920	Springfield, MO MSA
142	3720	Kalamazoo, MI MSA
143	0300	Anchorage, AK MSA
144	6720	Reno, NV MSA (Central City portion only identified)
145	3290	Hickory, NC MSA
146	3440	Huntsville, AL MSA
147	8000	Waterbury, CT MSA
148	8240	Tallahassee, FL MSA
149	6450	Portsmouth-Dover-Rochester, NH-ME MSA

<u>CMSA/ MSA RANK CODE</u>	<u>FIPS MSA/ PMSA CODE</u>	<u>CMSA/MSA TITLE</u>
		(Maine portion not entirely in sample and it is not identified)
150	6400	Portland, ME MSA
151	4360	Lincoln, NE MSA
152	0920	Biloxi-Gulfport, MS MSA
153	3350	Houma-Thibodaux, LA MSA
154	7080	Springfield, IL MSA
156	1000	Boise City, ID MSA
157	2900	Gainesville, FL MSA
158	9000	Wheeling, WV-OH MSA (Ohio portion not identified)
161	8000	Waco, TX MSA
163	3960	Lake Charles, LA MSA
164	1360	Cedar Rapids, IA MSA
165	5400	New Bedford, MA MSA
166	1400	Champaign-Urbana-Rantoul, IL MSA
169	2720	Fort Smith, AR-OK MSA (Oklahoma portion not in sample)
170	1140	Bradenton, FL MBA
171	0480	Asheville, NC MSA
172	0870	Benton Harbor, MI MSA
173	8920	Waterloo-Cedar Falls, IA MSA
174	2670	Fort Collins-Loveland, CO MBA
178	8440	Topeka, KS MSA (Central City portion only identified)
179	1620	Chico, CA MSA
180	5320	Muskegon, MI MSA
181	4320	Lima, OH MSA
184	5790	Ocala, FL MSA
185	3520	Jackson, MS MSA
186	5200	Monroe, LA MSA
192	8600	Tuscaloosa, AL MSA
193	0780	Battle Creek, MI MSA
194	0405	Anderson, SC MSA
197	5910	Olympia, WA MSA
198	8320	Terre Haute, IN MSA
199	2650	Florence, AL MSA
201	0280	Altoona, PA MSA
202	0400	Anderson, IN MSA
203	4760	Manchester, NH MSA
204	4890	Medford, OR MBA
207	3710	Joplin, MO MSA
209	4800	Mansfield, OH MSA
211	7610	Sharon, PA MSA
216	6560	Pueblo, CO MSA
219	4200	Lawton, OK MSA
221	1040	Bloomington-Normal, IL MSA
222	2750	Fort Walton Beach, FL MSA
224	1305	Burlington, VT MSA
225	9140	Williamsport, PA MSA
226	7720	Sioux City, IA-NE MSA (Nebraska portion not in sample)
231	7760	Sioux Falls, SD MSA
233	2655	Florence, SC MSA
240	0860	Bellingham, WA MSA
242	9340	Yuba City, CA MSA
246	1740	Colombia, MO MSA
247	2880	Gadsden, AL MSA
248	2580	Fayetteville-Springdale, AR MSA
252	3740	Kankakee, IL MSA

LIST 2: PMSA 1983 RANK CODES (PMSARANK)

Note: The PMSA Rank is assigned based on a PMSA's population when compared to other PMSA's within the parent CMSA,

<u>CMSA RANK CODE</u>	<u>PMSA RANK CODE</u>	<u>FIPS MSA PMSA CODE</u>	<u>PMSA TITLE</u>
001	01	5600	New York, NY
	02	5380	Nassau-Suffolk, NY
	03	5640	Newark, NJ
	04	0875	Bergen-Passaic, NJ
	05	5015	Middlesex-Somerset-Hunterdon, NJ
	06	5190	Monmouth-Ocean, NJ
	07	3640	Jersey City, NJ
	08	1160	Bridgeport-Milford, CT
	09	5950	Orange County, NY
	10	8040	Stamford, CT
	11	1930	Danbury, CT
	12	5760	Norwalk, CT
002	01	4480	Los Angeles-Long Beach, CA
	02	0360	Anaheim-Santa Ana, CA
	03	6700	Riverside-San Bernardino, CA
	04	6000	Oxnard-Ventura, CA
003	01	1600	Chicago, IL
	02	2960	Gary-Hammond, IN
	03	3965	Lake County, IL
	04	3690	Joliet, IL
	05	0620	Aurora-Elgin, IL
004	01	6160	Philadelphia, PA-NJ
	02	9160	Wilmington, DE-NJ-MD (New Jersey portion not identified, Maryland portion suppressed.)
005	03	8400	Trenton, NJ
	01	5775	Oakland, CA
	02	7360	San Francisco, CA
	03	7400	San Jose, CA
	04	8720	Vallejo-Fairfield-Napa, CA
	05	7500	Santa Rosa-Petaluma, CA
006	06	7485	Santa Cruz, CA
	01	2160	Detroit, MI
007	02	0440	Ann Arbor, MS
	01	1120	Boston, MA
008	02	4160	Lawrence-Haverill, MA-NH (New Hampshire portion not identified)
	03	7090	Salem-Gloucester, MA
	04	4560	Lowell, MA-NH (New Hampshire portion not identified)
	05	1200	Brockton, MA
	01	3360	Houston, TX
008	02	2920	Galveston-Texas City, TX
	03	1145	Brazoria, TX

<u>CMSA RANK CODE</u>	<u>PMSA RANK CODE</u>	<u>FIPS MSA PMSA CODE</u>	<u>PMSA TITLE</u>
010	01	1920	Dallas, TX
	02	2800	Fort Worth-Arlington, TX
011	01	1680	Cleveland, OH
	02	0080	Akron, OH
	03	4440	Lorain-Elyria, OH
012	01	5000	Miami-Hialeah, FL
	02	2600	Fort Lauderdale-Hollywood-Pompano Beach, FL
013	01	6280	Pittsburgh, PA
	02	0845	Beaver County, PA
014	01	7040	St. Louis, MO-IL (Illinois portion not identified)
018	01	7600	Seattle, WA
	02	8200	Tacoma, WA
021	01	2080	Denver, CO
	02	1125	Boulder-Longmont, CO
022	01	1640	Cincinnati, OH-KY-IN (Indiana portion not identified)
	02	3200	Hamilton-Middletown, OH
024	01	5080	Milwaukee, WI
	02	6600	Racine, WI
026	01	6440	Portland, OR
	02	8725	Vancouver, WA
030	01	1200	Buffalo, NY
	02	5700	Niagara Falls, NY
034	01	6400	Providence, RI
	02	6060	Pawtucket-Woonsocket-Attleboro, RI-MA (Rhode Island-Central City portion only identified)
036	01	3200	Hartford, CT
	02	5440	New Britain, CT

LIST 3: INDIVIDUAL CENTRAL CITY CODES (CCCODE)

CMSA/MSA RANK CODE (MSARANK)	PMSA RANK CODE (PMSARANK)	INDIVIDUAL CENTRAL CITY CITY CODE (CCCODE)	CITY
001	03	1	Newark, NJ
		2	Elizabeth, NJ
002	01	1	Los Angeles, CA
		2	Long Beach, CA
		3	Pasadena, CA
		0	Others
	02	1	Anaheim, CA
		2	Santa Ana, CA
	03	1	Riverside, CA
0		Others	
0		Others	
003	01	1	Chicago, IL
		0	Others
	02	1	Gary, IN
005	01	0	Others
		1	Oakland, CA
		0	Others
006	01	1	Detroit, MI
		0	Others
007	01	1	Boston, MA
		0	Others
010	01	1	Dallas, TX
		0	Others
	02	1	Fort Worth, TX
		2	Arlington, TX
	012	01	1
0			Others
02		1	Fort Lauderdale, FL
		0	Others
017	-	1	Minneapolis, MN
		0	Others
020	-	1	Tampa, FL
		0	Others
023	-	1	Phoenix, AZ
		2	Mesa, AZ
		0	Others
029	-	1	Norfolk, VA
		2	Virginia Beach, VA
		3	Newport News, VA
		4	Hampton, VA
		0	Others
045	-	1	Greensboro, NC
		0	Others
046	-	1	Albany, NY
		0	Others
060	-	1	Raleigh, NC
		0	Others
069	-	1	Springfield, MA
		0	Others

LIST 4: FIPS MSA/PMSA CODES (SMSAFIPS)

<u>CMSA/ MSA RANK CODE</u>	<u>PMSA RANK CODE</u>	<u>FIPS MSA/ PMSA CODE</u>	<u>MSA/PMSA TITLE</u>
011	02	0080	Akron, OH, PMSA
046		0160	Albany-Schenectady-Troy, NY MSA
078		0200	Albuquerque, NM MSA
055		0240	Allentown-Bethlehem, PA-NJ MSA (New Jersey portion not identified)
201		0280	Altoona, PA MSA
002	02	0360	Anaheim-Santa Ana, CA PMSA
143		0380	Anchorage, AK MSA
202		0400	Anderson, IN MSA
194		0405	Anderson, SC MSA
006	02	0440	Ann Arbor, MI PMSA
111		0460	Appleton-Oshkosh-Neenah, WI MSA
171		0480	Asheville, NC MSA
015		0520	Atlanta, GA MSA
094		0600	Augusta, GA-SC MSA
003	05	0620	Aurora-Elgin, IL PMSA
056		0640	Austin, TX MSA
075		0680	Bakersfield, CA MSA
016		0720	Baltimore, MD MSA
066		0760	Baton Rouge, LA MSA
193		0780	Battle Creek, MI MSA
086		0840	Beaumont-Port Arthur, FL MSA
013	02	0845	Beaver County, PA PMSA
240		0860	Bellingham, WA MSA
172		0870	Benton Harbor, MI MSA
001	04	0875	Bergen-Passaic, NJ PMSA
152		0920	Biloxi-Gulfport, MS MSA
122		0960	Binghamton, NY MSA
043		1000	Birmingham, AL MSA
221		1040	Bloomington-Normal, IL MSA
156		1080	Boise City, ID MSA
007	01	1120	Boston, MA PMSR
021	02	1125	Boulder-Longmont, CO PMSA
170		1140	Bradenton, FL MSA
008	03	1145	Brazoria, TX PMSA
001	08	1160	Bridgeport-Milford, CT PMSA
007	05	1200	Brockton, MA PMSA
134		1240	Brownsville-Harlingen, TX MSA
030	01	1280	Buffalo, NY PMSA
224		1305	Burlington, VT MSA
085		1320	Canton, OH MSA
164		1360	Cedar Rapids, IA MSA
166		1400	Champaign-Urbana-Rantoul, IL MSA
073		1440	Charleston, SC MSA
120		1480	Charleston, WV MSA
035		1520	Charlotte-Gastonia-Rock Hill, NC-SC MSA
081		1560	Chattanooga, TN-A MSA (Marion and Sequatchie counties Tennessee not in sample)
003	01	1600	Chicago, IL PMSA

<u>CMSA/ MSA RANK CODE</u>	<u>PMSA RANK CODE</u>	<u>FIPS MSA/ PMSA CODE</u>	<u>MSA/PMSA TITLE</u>
179		1620	Chico, CA MSA
022	01	1640	Cincinnati, OH-KY-IN PMSA (Indiana portion not identified)
011	01	1680	Cleveland, OH PMSA
100		1720	Colorado Springs, CO MSA
246		1740	Colombia, MO MSA
080		1760	Columbia, SC MSA
130		1800	Columbus, GA-AL MSA (Alabama portion not in sample)
020	-	1840	Columbus, OH MSA
095		1880	Corpus Christi, TX MSA
010	01	1920	Dallas, TX PMSA
001	11	1930	Danbury, CT PMSR
088		1960	Davenport-Rock Island-Moline, IA-IL MSA
041		2000	Dayton-Springfield, OH MSA
112		2020	Daytona Beach, FL MSA
021	01	2080	Denver, CO PMSA
090		2120	Des Moines, IA MSA (Dallas county not in sample)
006	01	2160	Detroit, MI PMSA
125		2240	Duluth, MN-WI MSA (Wisconsin portion not identified)
070		2320	El Paso, TX MSA
116		2360	Erie, PA MSA
121		2400	Eugene-Springfield, OR MSA
118		2440	Evansville, IN-KY MSA (Kentucky portion not identified)
129		2560	Fayetteville, NC MSA
248		2580	Fayetteville-Springdale, AR MSA
077		2640	Flint, MI MSA
199		2650	Florence, AL MSA
233		2655	Florence, SC MSA
174		2670	Fort Collins-Loveland, CO MSA
012	02	2680	Fort Lauderdale-Hollywood-Pompano Beach, FL PMSA
131		2700	Fort Myers, FL MSA
169		2720	Fort Smith, AR-OK MSA (Oklahoma portion not in sample)
222		2750	Fort Walton Beach, FL MSA
097		2760	Fort Wayne, IN MSA
010	02	2800	Fort Worth-Arlington, TX PMSA
065		2840	Fresno, CA MSA
247		2880	Gadsden, AL MSA
157		2900	Gainesville, FL MSA
008	02	2920	Galveston-Texas City, TX PMSA
003	02	2960	Gary-Hammond, IN PMSA
057		3000	Grand Rapids, MI MSA
045		3120	Greenboro-Winston Salem-High Point, NC MSA
061		3160	Greenville-Spartanburg, SC MSA
022	02	3200	Hamilton-Middletown, OH PMSA
064		3240	Harrisburg-Lebanon-Carlisle, PA MSA (Lebanon county not in sample)
036	01	3280	Hartford, CT PMSA
145		3290	Hickory, NC MSA

<u>CMSA/ MSA RANK CODE</u>	<u>PMSA RANK CODE</u>	<u>FIPS MSA/ PMSA CODE</u>	<u>MSA/PMSA TITLE</u>
047		3320	Honolulu, HI MSA
153		3350	Houma-Thibodaux, LA MSA
008	01	3360	Houston, TX PMSA
101		3400	Huntington-Ashland, WV-KY-OH MSA (Kentucky and Ohio portions not identified)
146		3440	Huntsville, AL MSA
032		3480	Indianapolis, IN MSA
185		3520	Jackson, MI MSA
092		3560	Jackson, MS MSA
050		3600	Jacksonville, FL MSA
001	07	3640	Jersey City, NJ PMSA
076		3660	Johnson City-Kingsport-Bristol, TN-VA MSA (Virginia portion not identified)
124		3680	Johnstown, PA MSA
003	04	3690	Joliet, IL PMSA
207		3710	Joplin, MO MSA
142		3720	Kalamazoo, MI MSA
252		3740	Kankakee, IL MSA
025		3760	Kansas City, MO-KS MSA
140		3810	Killeen-Temple, TX MSA
062		3840	Knoxville, TN MSA
139		3880	Lafayette, LA MSA
163		3960	Lake Charles, LA MSA
003	03	3965	Lake County, IL PMSA
099		3980	Lakeland-Winter Haven, FL MSA
091		4000	Lancaster, PA MSA
083		4040	Lansing-East Lansing, MI MSA
060		4120	Las Vegas, NV MSA
007	02	4160	Lawrence-Haverill, MA-NH PMSA (New Hampshire portion not identified)
219		4200	Lawton, OK MSA
104		4280	Lexington-Fayette, KY MSA
181		4320	Lima, OH MSA
151		4360	Lincoln, NE MSA
072		4400	Little Rock-North Little Rock, AR MSA
011	03	4440	Lorain-Elyria, OH PMSA
002	01	4480	Los Angeles-Long Beach, CA PMSA
040		4520	Louisville, KY-IN MSA
007	04	4560	Lowell, MA-NH PMSA (New Hampshire portion not identified)
138		4600	Lubbock, TX MSA
119		4680	Macon-Warner Robins, GA MSA
102		4720	Madison, WI MSA
203		4760	Manchester, NH MSA
209		4800	Mansfield, OH MSA
103		4880	McAllen-Edinburg-Mission, TX MSA
204		4890	Medford, OR MSA
110		4900	Melbourne-Titusville-Palm Bay, FL MSA
042		4920	Memphis, TN-AR-MS MSA (Arkansas and Mississippi portions not identified)
012	01	5000	Miami-Hialeah, FL PMSA
001	05	5015	Middlesex-Somerset-Hunterdon, NJ PMSA
024	01	5080	Milwaukee, WI PMSA



<u>CMSA/ MSA RANK CODE</u>	<u>PMSA RANK CODE</u>	<u>FIPS MSA/ PMSA CODE</u>	<u>MSA/PMSA TITLE</u>
017		5120	Minneapolis-St. Paul, MN-WI MSA (Wisconsin portion not identified)
074		5160	Mobile, AL MSA (Baldwin county not in sample)
113		5170	Modesto, CA MSA
001	06	5190	Monmouth-Ocean, NJ PMSA
106		5200	Monroe, LA MSA
115		5240	Montgomery, AL MSA
100		5320	Muskegon, MI MSA
044		5360	Nashville, TN MSA
001	02	5380	Nassau-Suffolk, NY PMSA
165		5400	New Bedford, MA MSA
036	02	5440	New Britain, CT PMSA
071		5480	New Haven-Meriden, CT MSA
126		5520	New London-Norwich, CT-RI MSA (Rhode Island portion suppressed)
027		5560	New Orleans, LA MSA
001	01	5600	New York, NY PMSA
001	03	5640	Newark, NJ PMSA
030	02	5700	Niagara Falls, NY PMSA
029		5720	Norfolk-Virginia Beach-Newport News, VA MSA
001	12	5760	Norwalk, CT PMSA
005	01	5775	Oakland, CA PMSA
184		5790	Ocala, FL MSA
039		5880	Oklahoma City, OK MSA
197		5910	Olympia, WA MSA
059		5920	Omaha, NE-IA MSA (Iowa portion not identified)
001	09	5950	Orange County, NY PMSA
048		5960	Orlando, FL MSA
002	04	6000	Oxnard-Ventura, CA PMSA
034	02	6060	Pawtuckett-Woonsocket-Attleboro, RI-MA PMSA (Rhode Island Central City portion only identified)
100		6080	Pensacola, FL MSA
093		6120	Peoria, IL MSA
004	01	6160	Philadelphia, PA-NJ PMSA
023		6200	Phoenix, AZ MSA
013	01	6280	Pittsburgh, PA PMSA
150		6400	Portland, ME MSA
026	01	6440	Portland, OR PMSA
149		6450	Portsmouth-Dover-Rochester, NH-ME MSA (Maine portion not entirely in sample and it is not identified)
128		6460	Poughkeepsie, NY MSA
034	01	6480	Providence, RI PMSA
133		6520	Provo-Orem, UT MSA (Central City portion only identified)
216		6560	Pueblo, CO MSA
024	02	6600	Racine, WI PMSA
060		6640	Raleigh-Durham, NC MSA
107		6680	Reading, PA MSA
144		6720	Reno, NV MSA (Central City portion only identified)

<u>CMSA/ MSA RANK CODE</u>	<u>PMSA RANK CODE</u>	<u>FIPS MSA/ PMSA CODE</u>	<u>MSA/PMSA TITLE</u>
049		6760	Richmond-Petersburg, VA MSA (Dinwiddie and Prince George counties and Colonial Heights, Hopewell, and Petersburg cities not in sample)
002	03	6780	Riverside-San Bernardino, CA PMSA
137		6800	Roanoke, VA MSA
038		6840	Rochester, NY MSA
117		6880	Rockford, IL MSA
031		6920	Sacramento, CA MSA
082		6960	Saginaw-Bay City-Midland, MI MSA
014	01	7040	St. Louis, FL PMSA (Illinois portion not identified)
127		7080	Salem, OR MSA
007	03	7090	Salem-Gloucester, MA PMSA
109		7120	Salinas-Seaside-Monterey, CA MSA
037		7160	Salt Lake City-Ogden, UT MSA
033		7240	San Antonio, TX MSA
019		7320	San Diego, CA MSA
005	02	7360	San Francisco, CA PMSA
005	03	7400	San Jose, CA PMSA
106		7480	Santa Barbara-Santa Maria-Lompoc, CA MSA
005	06	7485	Santa Cruz, CA PMSA
005	05	7500	Santa Rosa-Petaluma, CA PMSA
136		7510	Sarasota, FL MSA
135		7520	Savannah, GA MSA
051		7560	Scranton-Wilkes Barre, PA MSA (Monroe county not in sample)
018	01	7600	Seattle, WA PMSA
211		7610	Sharon, PA MSA
096		7680	Shreveport, LA MSA
226		7720	Sioux City, IA-NE MSA (Nebraska portion not in sample)
231		7760	Sioux Falls, SD MSA
132		7800	South Bend-Mishawaka, IN MSA
090		7840	Spokane, WA MSA
154		7880	Springfield, IL MSA
141		7920	Springfield, MO MSA
069		8000	Springfield, MA MSA
001	10	8040	Stamford, CT PMSA
089		8120	Stockton, CA MSA
054		8160	Syracuse, NY MSA
018	02	8200	Tacoma, WA PMSA
148		8240	Tallahassee, FL MSA
020		8280	Tampa-St. Petersburg-Clearwater, FL MSA
198		8320	Terre Haute, IN MSA
058		8400	Toledo, OH MSA
170		8440	Topeka, KS MSA (Central City portion only identified)
004	03	8480	Trenton, NJ PMSA
063		8520	Tucson, AZ MSA
052		8560	Tulsa, OK MSA
192		8600	Tuscaloosa, AL MSA
105		8680	Utica-Rome, NY MSA
005	04	8720	Vallejo-Fairfield-Napa, CA PMSA

<u>CMSA/ MSA RANK CODE</u>	<u>PMSA RANK CODE</u>	<u>FIPS MSA/ PMSA CODE</u>	<u>MSA/PMSA TITLE</u>
026	02	8725	Vancouver, WA PMSA
123		8780	Visalia-Tulare-Porterville, CA MSA
161		8800	Waco, TX MSA
009		8840	Washington, DC-MD-VA MSA
147		8880	Waterbury, CT MSA
173		8920	Waterloo-Cedar Falls, IA MSA
053		8960	West Palm Beach-Boca Raton-Delray Beach, FL MSA
158		9000	Wheeling, WV-OH MSA (Ohio portion not identified)
079		9040	Wichita, KS MSA
225		9140	Williamsport, PA MSA
004	02	9160	Wilmington, DE-NJ-MD PMSA (New Jersey portion not identified, Maryland portion suppressed.)
004		9240	Worcester, MA MSA
087		9280	York, PA MSA
067		9320	Youngstown-Warren, OH MSA
242		9340	Yuba City, CA MSA

## ATTACHMENT 16

### Topcoding of Usual Hourly Earnings

This variable will be topcoded based on an individual's usual hours worked variable, if the individual's edited usual weekly earnings variable is \$999. The topcode is computed such that the product of usual hours times usual hourly earnings does not exceed an annualized wage of \$100,000 (\$1,923.07 per week). Below is a list of the appropriate topcodes.

Hours	Topcode	Hours	Topcode	Hours	Topcode
1	None	34	\$56.56	67	\$28.70
2	None	35	\$54.94	68	\$28.28
3	None	36	\$53.41	69	\$27.87
4	None	37	\$51.97	70	\$27.47
5	None	38	\$50.60	71	\$27.08
6	None	39	\$49.30	72	\$26.70
7	None	40	\$48.07	73	\$26.34
8	None	41	\$46.90	74	\$25.98
9	None	42	\$45.78	75	\$25.64
10	None	43	\$44.72	76	\$25.30
11	None	44	\$43.70	77	\$24.97
12	None	45	\$42.73	78	\$24.65
13	None	46	\$41.80	79	\$24.34
14	None	47	\$40.91	80	\$24.03
15	None	48	\$40.06	81	\$23.74
16	None	49	\$39.24	82	\$23.45
17	None	50	\$38.46	83	\$23.16
18	None	51	\$37.70	84	\$22.89
19	None	52	\$36.98	85	\$22.62
20	\$96.15	53	\$36.28	86	\$22.36
21	\$91.57	54	\$35.61	87	\$22.10
22	\$87.41	55	\$34.96	88	\$21.85
23	\$83.61	56	\$34.34	89	\$21.60
24	\$80.12	57	\$33.73	90	\$21.36
25	\$76.92	58	\$33.15	91	\$21.13
26	\$73.96	59	\$32.59	92	\$20.90
27	\$71.22	60	\$32.05	93	\$20.67
28	\$68.68	61	\$31.52	94	\$20.45
29	\$66.31	62	\$31.01	95	\$20.24
30	\$64.10	63	\$30.52	96	\$20.03
31	\$62.03	64	\$30.04	97	\$19.82
32	\$60.09	65	\$29.58	98	\$19.62
33	\$58.27	66	\$29.13	99	\$19.42



## ATTACHMENT 17

### Source and Accuracy Statement

#### Source and Accuracy of Estimates for the October 1992 CPS Microdata File on School Enrollment.

#### SOURCE OF DATA

The data in this microdata file come from the October 1992 Current Population Survey (CPS). The Bureau of the Census conducts the survey every month, although this file uses only October data for its estimates. The October survey uses two sets of questions, the basic CPS and the supplement.

**Basic CPS.** The basic CPS collects primarily labor force data about the civilian noninstitutional population. Interviewers ask questions concerning labor force participation about each member 15 years old and over in every sample household.

The present CPS sample was selected from the 1980 Decennial Census files with coverage in all 50 states and the District of Columbia. The sample is continually updated to account for new residential construction. It is located in 729 areas comprising 1,973 counties, independent cities, and minor civil divisions. About 60,000 occupied households are eligible for interview every month. Interviewers are unable to obtain interviews at about 2,600 of these units because the occupants are not home after repeated calls or are unavailable for some other reason.

Since the introduction of the CPS, the Bureau of the Census has redesigned the CPS sample several times to improve the quality and reliability of the data and to satisfy changing data needs. The most recent changes were completely implemented in July 1985.

**October Supplement.** In addition to the basic CPS questions, interviewers asked supplementary questions in October about school enrollment for all household members 3 years old and over.

**Estimation Procedure.** This survey's estimation procedure inflates weighted sample results to independent estimates of the civilian noninstitutional population of the United States by age, sex, race and Hispanic/non-Hispanic categories. These independent estimates are based on statistics from decennial censuses of population; statistics on births, deaths, immigration and emigration; and statistics on the size of the Armed Forces. The independent population estimates include some, but not all, undocumented immigrants. The independent population estimates used for this microdata file were based on updates to controls established by the 1980 Decennial Census. For more details on the change in independent estimates, see the section entitled "Introduction of 1980 Census Population Controls" in an earlier report (Series P-60, No.133).

## ACCURACY OF THE ESTIMATES

Since the CPS estimates come from a sample, they may differ from figures from a complete census using the same questionnaires, instructions, and enumerators. A sample survey estimate has two possible types of errors: sampling and nonsampling. The accuracy of an estimate depends on both types of errors, but the full extent of the nonsampling error is unknown. Consequently, one should be particularly careful when interpreting results based on a relatively small number of cases or on small differences between estimates. The standard errors for CPS estimates primarily indicate the magnitude of sampling error. They also partially measure the effect of some nonsampling errors in responses and enumeration, but do not measure systematic biases in the data. (Bias is the average over all possible samples of the differences between the sample estimates and the desired value.)

**Nonsampling Variability.** There are several sources of nonsampling errors including the following:

- Inability to obtain information about all cases in the sample.
- Definitional difficulties.
- Differences in the interpretation of questions.
- Respondents' inability or unwillingness to provide correct information.
- Respondents' inability to recall information.
- Errors made in data collection such as in recording or coding the data.
- Errors made in processing the data.
- Errors made in estimating values for missing data.
- Failure to represent all units with the sample (undercoverage).

CPS undercoverage results from missed housing units and missed persons within sample households. Compared to the level of the 1980 Decennial Census, overall CPS undercoverage is about 7 percent. CPS undercoverage varies with age, sex, and race. Generally, undercoverage is larger for males than for females and larger for Blacks and other races combined than for Whites. As described previously, ratio estimation to independent age-sex-race-Hispanic population controls partially corrects for the bias due to undercoverage. However, biases exist in the estimates to the extent that missed persons in missed households or missed persons in interviewed households have different characteristics from those of interviewed persons in the same age-sex-race-Hispanic group. Furthermore, the independent population controls have not been adjusted for undercoverage in the 1980 census.

A common measure of survey coverage is the coverage ratio, the estimated population before ratio adjustment divided by the independent population control. Table 1 shows CPS coverage ratios for age-sex-race groups for a recent month. The CPS coverage ratios can exhibit some variability from month to month, but these are a typical set of coverage ratios. Other Census Bureau household surveys experience similar coverage.

Table 1. CPS Coverage Ratios

Age	Non-Black		Black		All Persons		Total
	M	F	M	F	M	F	
0-14	0.948	0.960	0.913	0.930	0.943	0.955	0.949
15	0.953	0.986	0.975	1.025	0.956	0.993	0.974
16	0.877	0.997	0.886	0.963	0.879	0.991	0.934
17	0.958	0.956	0.860	0.932	0.942	0.952	0.947
18	0.950	0.958	0.931	0.692	0.947	0.916	0.931
19	0.882	0.953	0.773	0.740	0.866	0.920	0.893
20-24	0.889	0.918	0.645	0.820	0.856	0.904	0.881
25-26	0.867	0.964	0.687	0.820	0.844	0.943	0.894
27-29	0.919	0.941	0.700	0.834	0.892	0.926	0.909
30-34	0.884	0.947	0.667	0.865	0.859	0.936	0.898
35-39	0.892	0.936	0.693	0.928	0.871	0.935	0.903
40-44	0.895	0.933	0.781	0.889	0.884	0.928	0.906
45-49	0.933	0.955	0.842	0.938	0.925	0.953	0.939
50-54	0.953	0.958	0.845	0.869	0.942	0.948	0.945
55-59	0.918	0.905	0.797	0.906	0.906	0.905	0.905
60-62	0.926	0.874	0.702	0.779	0.904	0.864	0.883
63-64	0.851	0.960	0.814	0.944	0.848	0.959	0.906
65-67	0.891	0.945	0.785	0.991	0.881	0.950	0.918
68-69	0.876	0.986	0.741	0.810	0.864	0.970	0.922
70-74	0.955	1.020	0.866	0.949	0.948	1.014	0.985
75-99	0.983	1.019	0.713	0.861	0.962	1.006	0.990
15+	0.911	0.951	0.752	0.877	0.893	0.942	0.919
0+	0.919	0.953	0.802	0.891	0.905	0.945	0.926

These coverage ratios are for May 1993.

For additional information on nonsampling error including the possible impact on CPS data when known, refer to Statistical Policy Working Paper 3, An Error Profile: Employment as Measured by the Current Population Survey, Office of Federal Statistical Policy and Standards, U.S. Department of Commerce, 1978 and Technical Paper 40, The Current Population Survey: Design and Methodology, Bureau of the Census, U.S. Department of Commerce.



**Comparability of Data.** Data obtained from the CPS and other sources are not entirely comparable. This results from differences in interviewer training and experience and in differing survey processes. This is an example of nonsampling variability not reflected in the standard errors. Use caution when comparing results from different sources.

Caution should also be used when comparing estimates in this microdata file, which reflect 1980 census-based population controls, with estimates for 1980 and earlier years, which reflect 1970 census-based population controls. This change in population controls had relatively little impact on summary measures such as means, medians, and percentage distributions, but did have a significant impact on levels. For example, use of 1980 based population controls results in about a 2-percent increase in the civilian noninstitutional population and in the number of families and households. Thus, estimates of levels for data collected in 1981 and later years will differ from those for earlier years by more than what could be attributed to actual changes in the population. These differences could be disproportionately greater for certain subpopulation groups than for the total population.

Since no independent population control totals for persons of Hispanic origin were used before 1985, compare Hispanic estimates over time cautiously.

**Note When Using Small Estimates.** Because of the large standard errors involved, summary measures (such as medians and percentage distributions) would probably not reveal useful information when computed on a smaller base than 75,000.

Take care in the interpretation of small differences. For instance, even a small amount of nonsampling error can cause a borderline difference to appear significant or not, thus distorting a seemingly valid hypothesis test.

**Sampling Variability.** Sampling variability is variation that occurred by chance because a sample was surveyed rather than the entire population. Standard errors, as calculated by methods described later in "**Standard Errors and Their Use,**" are primarily measures of sampling variability, although they may include some nonsampling error.

**Standard Errors and Their Use.** A number of approximations are required to derive, at a moderate cost, standard errors applicable to all the estimates in this microdata file. Instead of providing an individual standard error for each estimate, parameters are provided to calculate standard errors for various types of characteristics. These parameters are listed in Table 2.

The sample estimate and its standard error enable one to construct a confidence interval, a range that would include the average result of all possible samples with a known probability. For example, if all possible samples were surveyed under essentially the same general conditions and using the same sample design, and if an estimate and its standard error were calculated from each sample, then approximately 90 percent of the intervals from 1.645

standard errors below the estimate to 1.645 standard errors above the estimate would include the average result of all possible samples.

A particular confidence interval may or may not contain the average estimate derived from all possible samples. However, one can say with specified confidence that the interval includes the average estimate calculated from all possible samples.

Standard errors may also be used to perform hypothesis testing, a procedure for distinguishing between population parameters using sample estimates. One common type of hypothesis is that the population parameters are different. An example of this would be comparing the percentage of males 18 to 24 years old enrolled in college to the percentage of females in the same age group enrolled in college.

Tests may be performed at various levels of significance. A significance level is the probability of concluding that the characteristics are different when, in fact, they are the same. To conclude that two parameters are different at the 0.10 level of significance the absolute value of the estimated difference between characteristics must be greater than or equal to 1.645 times the standard error of the difference.

The Census Bureau uses 90-percent confidence intervals and 0.10 levels of significance to determine statistical validity. Consult standard statistical testbooks for alternative criteria.

**Standard Errors of Estimated Numbers.** The approximate standard error,  $s_x$ , of an estimated number from this microdata file can be obtained using the formula

$$s_x = \sqrt{-\frac{b}{T}x^2 + bx} \quad (1)$$

Here  $x$  is the size of the estimate,  $T$  is the total number of persons in a specific age group and  $b$  is the parameter in Table 2 associated with the particular type of characteristic. If  $T$  is not known, for Total or White use 100,000,000; for Blacks and Hispanic use 10,000,000. When calculating standard errors for numbers from cross-tabulations involving different characteristics, use the set of parameters for the characteristic which will give the largest standard error.

#### Illustration

There were 3,063,000 3 and 4 year olds enrolled in school and 7,712,000 children in that age group in October 1992. Use the appropriate  $b$  parameter from Table 2 and formula (1) to get

Number, x	3,063,000
Total, T	7,712,000
b parameter	2,882
Standard error	73,000
90% conf. int.	2,943,000 to 3,183,000

The standard error is calculated as

$$s_x = \sqrt{\frac{2,882}{7,712,000} \times 3,063,000^2 + 2,882 \times 3,063,000} = 73,000$$

The 90-percent confidence interval for this estimate is from 2,943,000 to 3,183,000, i.e.,  $3,063,000 \pm 1.645 \times 73,000$ . Therefore, a conclusion that the average estimate derived from all possible samples lies within a range computed in this way would be correct for roughly 90 percent of all possible samples.

**Standard Errors of Estimated Percentages.** The reliability of an estimated percentage, computed using sample data for both numerator and denominator, depends on the size of the percentage and its base. Estimated percentages are relatively more reliable than the corresponding estimates of the numerators of the percentages, particularly if the percentages are 50 percent or more. When the numerator and denominator of the percentage are in different categories, use the parameter from Table 2 indicated by the numerator.

The approximate standard error,  $s_{x,p}$ , of an estimated percentage can be obtained by use of the formula

$$s_{x,p} = \sqrt{\frac{b}{x} p(100 - p)} \quad (2)$$

Here  $x$  is the total number of persons, families, households, or unrelated individuals in the base of the percentage,  $p$  is the percentage ( $0 \leq p \leq 100$ ), and  $b$  is the parameter in Table 2 associated with the characteristic in the numerator of the percentage.

#### Illustration

There were 13,419,000 persons in 1992 aged 18 to 21, and 43.4 percent were enrolled in college. Use the appropriate parameter from Table 2 and formula (2) to get

Percentage, p	43.4
Base, x	13,419,000
b parameter	2,532
Standard error	0.7
90% conf. int.	42.2 to 44.6

The standard error is calculated as

$$s_{x-p} = \sqrt{\frac{2,532}{13,419,000} \times 43.4 \times (100.0 - 43.4)} = 0.7$$

The 90-percent confidence interval for the estimated percentage of persons aged 18 to 21 in 1992 enrolled in college is from 42.2 to 44.6 percent, i.e.,  $43.4 \pm 1.645 \times 0.7$ .

**Standard Error of a Difference.** The standard error of the difference between two sample estimates is approximately equal to

$$s_{x-y} = \sqrt{s_x^2 + s_y^2} \quad (3)$$

where  $s_x$  and  $s_y$  are the standard errors of the estimates,  $x$  and  $y$ . The estimates can be numbers, percentages, ratios, etc. This will result in accurate estimates of the standard error of the same characteristic in two different areas, or for the difference between separate and uncorrelated characteristics in the same area. However, if there is a high positive (negative) correlation between the two characteristics, the formula will overestimate (underestimate) the true standard error.

### Illustration

Of the 55,971,000 males 35 years old and over, 1.4 percent were enrolled in college and of the 63,561,000 females of the same age group, 2.5 percent were enrolled in college. Use the appropriate parameters from Table 2 and formulas (2) and (3) to get

	x	y	difference
Percentage	1.4	2.5	1.1
Base	55,971,000	63,561,000	--
b parameter	2,532	2,532	--
Standard error	0.1	0.1	0.1
90% conf. int.	1.2 to 1.6	2.3 to 2.7	0.9. to 1.3

The standard error of the estimated difference of 1.0 percent is about

$$s_{x-y} = \sqrt{(0.1)^2 + (0.1)^2} = 0.1$$

The 90-percent confidence interval around the difference is from 0.9 to 1.3 percent, i.e.,  $1.1 \pm 1.645 \times 0.1$ . Since the interval does not contain zero, we can conclude with 90-percent confidence that the proportion of females aged 35 and over enrolled in college is greater than that for males.

Table 2. 1992 Standard Error Parameters for School Enrollment

Characteristics	Total or White b	Black b	Hispanic b
<b>Persons Enrolled in School:</b>			
Total.....	2,532	3,425	5,772
Children 13 and under.....	2,882	2,882	2,882
<b>Marital Status.....</b>	4,786	6,865	11,570
<b>Household Characteristics:</b>			
Head, Wife, or Primary Individual...	1,899	1,716	2,892
Child or Other Relative in Primary Family, Secondary Family Member.....	4,786	6,865	11,570
<b>Income, Earnings.....</b>	2,485	2,485	2,234
<b>Employment Status, Occupation:</b>			
Both Sexes.....	2,485	2,485	2,234
Male.....	2,150	2,150	2,150
Female.....	1,843	1,843	1,843

Notes: The b parameters should be multiplied by 1.5 for nonmetropolitan residence categories.

The b parameters should be multiplied by 1.91 for farm characteristics.

The b parameters should be multiplied by the factors in Table 3 for regional data.

**Table 3. Regional Factors to Apply to 1992 b Parameters**

Type of Characteristic	factor
U. S. Totals:	1.00
Regions:	
Northwest	0.74
Midwest	0.98
South	1.04
West	1.06

## **ATTACHMENT 18**

### **User Notes**

This section will contain information relevant to the Current Population Survey, October 1992: School Enrollment file that becomes available after the file is released. The cover letter to the updated information should be filed behind this page.

User Notes will be sent to all users who purchased their file (or technical documentation) from the Census Bureau.