

APS BLOCK DUMP

Date: 06/19/97

```

1300 00000000000000001111 1 110 11 1 200000000
1340 0 248466 0 36101111 1132
1380 36221 900000016 510 1 082918 27753200100000101011000000493 1 6
13C0 3 0 0 0 0 0205002931972515 4 5 1 7 2 1
1400 8 5
1440 280667 1133
1480 113 522135 340 280667 00000 0 00
14C0
1500 0 011 71 111 000036101111 1132
1540 36221 900000016 510 1 082918 27753200100000101011000000493
1580 1 63 0 0 0 0 0201002931972515 5 8 0534 02612111 403 22
15C0 84243640 0 2 8101 2111112
1600 21843 829010 9114 00 0 269622 0 269347
1640 1143114 522135 2340 269622 00000000000000000000000000000000
1680 00000000000000000000000000000000 2 2 2 2 22 4
16C0 000001000 268850 0 26101113 112
1700 1 35621 100000015 170 0 051990 32260100100000101011000000
1740 0493 1 63 0 0 0 0 0201003951927575 1 2 0287 026142152
1780 2 2 01 2 8 27 1
17C0 000 00 0 322601 0 322
1800 088 0200 00 000000 1 322601 00000000000000000000000000000000
1840 00000000000000000000000000000000001114212 1 72 2 22
1880 1000000000 322163 0 46101113
18C0 1231 41522 300000014 160 0 047862 375120001000001010110
1900 000000493 1 63 0 0 0 0 0201004902861793 1 2 0504 016 4111 701
1940 1147360 0 2 8 21
1980 2111116 1 1 21343010 3 5 00 0 375120 1466752
19C0 398018 0200 00 000000 1 375120 14667520000000000000000000000000
1A00 0000000000000000000000000000000000000000000000000000000000000000
1A40 22 1000000000 376633 0 6610
1A80 1111 5117 131 093 00000034 000 0 037432 01000000000000
1AC0 1000000000493 1 63 0 0 0 0 0203004935944073
1E00
1E40
1E80
1EC0
1C00
1C40 36101122 5235 41523 800000013 810 1 025064 3175590010000
1C80 0101011000000493 1 63 0 0 0 0 0201005950877133 1 1 0331 216 6
1CC0 111 403 22 1047910 0 2
1D00 3 11 2111112 1 1 21344010 1 1 00 0 336382
1D40 0 335679 1115111 821155 2331 317559 00000000000000000000000000000000
1D80 0000000000000000000000000000000000000000000000000000000000000000
1DC0 22 4000000000 336700 0
1E00 36101122 5235 41523 800000013 810 1 025064 317559001
1E40 00000101011000000493 1 63 0 0 0 0 0201005950877133 2 4 0411 1
1E80 2614111 403 22 2048810 0
1EC0 2 3 41 2111112 1 1 11344010 11 1 00 0 317
1F00 559 0 317948 1125112 821155 2331 317559 00000000000000000000000000000000
1F40 0000000100000000000000000000000000000000000000000000000000000000
1F80 2 22 4000000000 318387 0
1FC0 36101122 5235 41523 800000013 810 1 025064 31755
2000 900100000101011000000493 1 63 0 0 0 0 0201005950877133 3 5 11
2040 97 016142152 2 11 1 1 221 154143610
2080 1121 3 532 7241 21033 829010 6 111 00 0
20C0 223219 0 223884 1135113 821155 2331 223219 0000
2100 0000000000000000000000000000000000000000000000000000000000000000
2140 2113 11 211 224000000000 223348 0
2180 36101122 5235 41523 800000013 810 1 025064 3
21C0 1755900100000101011000000493 1 63 0 0 0 0 0201005950877133 4
2200 5 1187 016132151302212 64144510
2240 0 1111 3 51 4111 101214 21033 829010 61111 00
2280 0 233876 0 232295 1135113 821155 2331 233876
22C0 0000000000000000000000000000000000000000000000000000000000000000
2300 111 11 1 4000000000 232117 0
2340 36101122 5235 41523 800000013 810 1 025064
2380 31755900100000101011000000493 1 63 0 0 0 0 020100595087713
23C0 3 5 5 1167 016102152 2 2 01
2400 1111 3 57 1 000
2440 00 0 296696 0 298092 1135113 821155 1331 296696
2480 0000000020000000000000000000000000000000000000000000000000000000
24C0 1 1 9 11 1 1000000000 296921 0
2500 36101122 5235 41523 800000013 810 1 025064
2540 5064 31755900100000101011000000493 1 63 0 0 0 0 02050059508
2580 77133 6 5 114 1 1
25C0 2 5
2600 382374 1135113 821155 231 28237
2640 4 00000 0 00

```


APS BLOCK DUMP

Date: 06/19/97

9B80 014 540 1 037342 33172900100000101011000000493 1 63 0 0 0 0
9BC0 0205094947792908 4 5 1 8 1 1 1 5
9C00 268885 1135 93 520511
9C40 000 268885 00000 0 00
9CC0
9D00 0 011 61 11222111 000019101122 1131 61322 20
9D40 0000014 540 1 037342 33172900100000101011000000493 1 63 0 0
9D80 0 0 0205094947792908 5 5 1 5 1 1 3 5
9DC0 304752 1135 93 5205
9E00 11 000 304752 00000 0 00
9E40
9E80
9EC0 0 011 41 2 000059101112 6132 0932
9F00 110000000012 210 1 092467 29821800100000101011000000493 1 63
9F40 0 0 0 0 0201096269998909 1 1 0621 21212111 483 22
9F80 46084410 0 2 8 11 2111114 2
9FC0 8311139010 61111 00 0 299669 0 301490 1111 11
A000 241555 2110 298218 00
A040 00000000000000002 2 2 2 2 22 300000000
A080 0 299735 0 59101112 6132
A0C0 093211000000012 210 1 092467 29821800100000101011000000493 1 6
A100 3 0 0 0 0 0201096269998909 2 4 0561 126121142 2 2
A140 01 2 8 47 1
A180 000 00 0 298218 0 293016 1121
A1C0 12 241555 1110 298218 0000000000000000000000000000000000
A200 000000000000000000002 2 2 2 2 22 10000
A240 00000 293854 0 19101212 1132
A280 41522 800000017 320 1 015395 29939200100000101011000000493
A2C0 1 63 0 0 0 0 0204099311691809 1 1 0281 21 1211
A300 8 1
A340
A380 1112 21 326155 110 299392 00000000 0000
A3C0
A400 19101212.113
A440 2 41522 800000017 320 1 015395 2993920010000010101100000
A480 0493 1 63 0 0 0 0 0201099311691809 2 4 0232 12615111 403 22
A4C0 410 3710 0 12 8 41 211
A500 1112 2 629 1 3010 61111 00 0 299392 0 299
A540 466 1122 22 326155 1110 299392 000000000000000000000000
A580 0000000000000000000000000000000000002 2 2 2 2 211
A5C0 2210000000000 297199 0 19101212
A600 1132 41522 800000017 320 1 015395 299392001000001010110
A640 00000493 1 63 0 0 0 0 0205099311691809 3 5 1 1 2 1
A680 8 5
A6C0 234678
A700 1132 23 326155 110 234678 00000 0 00
A740
A780 0 0 00002510
A7C0 1112 1132 4152113000000017 210 1 015295 28811100100000101
A800 0110000000493 1 63 0 0 0 0 0201101070731035 1 1 0471 21612111
A840 501 71125310 0 2 8
A880 11 2111115 21135 417010 61111 00 0 294266
A8C0 0 292759 1111 11 231155 2220 288111 0000000000000000
A900 0000000000000000000000000000000000002 2 2 2 2
A940 22 3000000000 294449 0
A980 25101112 1132 4152113000000017 210 1 015295 2881110010000
A9C0 0101011000000493 1 63 0 0 0 0 0201101070731035 2 4 0481 12616
AA00 111 501 85013530 0 2
AA40 8 41 2111115 21843 2 9010 8113 00 0 288111
AA80 0 288778 1121 12 231155 1220 288111 000000000000
AAC0 0000000000000000000000000000000000002 2 2 2 2
AB00 22 1000000000 289635 0
AB40 11101115 1132 41521 400000017 160 0 047943 295311001
AB80 00000101011000000493 1 63 0 0 0 0 0201104840508307 2 2 0277 0
ABC0 16141122 832 771 1960 0
AC00 3 8 22 4121 5 21439 1 2010101 5 00 0 295
AC40 311 1154692 297598 0200 00 000000 1 295311 11546920000000
ACS0 0000000000000000000000000000000000002 2 2 1
ACC0 14 2 11132 1000000000 296102 0
AD00 15101114 1121 35611 400000017 210 1 005965 23291
AD40 900100000101011000000493 1 63 0 0 0 0 0201108170275955 1 1 07
AD80 51 216135182 3 3 01
ADC0 2 8 17 1 000 00 0
AE00 260528 0 270005 1111 11 255515 1000 232919 0000
AE40 0000000000000000000000000000000000002 2 2
AE80 2 2 22 1000000000 260068 0
AEC0 15101114 1121 35611 400000017 210 1 005965 2

APS BLOCK DUMP

Date: 06/19/97

```

AF00 3291900100000101011000000493 1 63 0 0 0 0 0201108170275955 2
AF40 4 0751 126121182 2 2 01
AF80 2 8 47 1 000 00
AFC0 0 232919 0 230941 1121 12 255515 2000 232919
B000 00000000000000000000000000000000000000000000000002 2 2
B040 2 2 22 3000000000 232868 0
B080 35101112 1131 36221 800000017 210 1 005075
B0C0 25515900100000101011000000493 1 63 0 0 0 0 020110946088398
B100 3 1 1 0741 213161172 2 2 01
B140 2 8 17 1 000
B180 00 0 229168 0 221869 1111 11 255515 1000 255159
B1C0 0000000000000000000000000000000000000000000000002 2
B200 2 2 2 22 1000000000 228764 0
B240 35101112 1131 36221 800000017 210 1 00
B280 5075 25515900100000101011000000493 1 63 0 0 0 0 02011094608
B2C0 83983 2 4 0721 126121172 2 2 01
B300 2 8 47 1 000
B340 00 0 255159 0 252992 1121 12 255515 2000 25515
B380 9 000000000000000000000000000000000000000000000002
B3C0 2 2 2 2 22 3000000000 255103 0
B400 21101124 1122 415211300000011 510
B440 1 090809 31930400100000101011000000493 1 63 0 0 0 0 0201124
B480 310907603 1 1 0401 21616111 272111 71225410
B4C0 0 2 8 11 21111 9 0 9 21135 417010 61111
B500 00 0 332154 0 326775 1114 91 521155 2220 3
B540 19304 000000000000000000000000000000000000000000000000
B580 02 11 72 111 22 3000000000 331790 0
B5C0 21101124 1122 415211300000011
B600 510 1 090809 31930400100000101011000000493 1 63 0 0 0 0 020
B640 1124310907603 2 4 0381 12616111 152213 840 9
B680 540 0 2 8 41 4111 81114 21742 2 8010 9
B6C0 114 00 0 319304 0 319824 1124 92 521155 122
B700 0 319304 000000000000000000000000000000000000000000000000
B740 000002 2 2 2 12 2 222 1000000000 319847
B780 0 21101124 1122 415211300000
B7C0 011 510 1 090809 31930400100000101011000000493 1 63 0 0 0 0
B800 0205124310907603 3 5 1 8 1 1 8 5
B840 273040 1134 93 521155
B880 220 273040 00000 0 00
B8C0 0 011 71 111 000021101124 1122 41521130
B900 0000011 510 1 090809 31930400100000101011000000493 1 63 0 0
B940 0 0 0205124310907603 4 5 1 6 1 1 8 5
B980 55 220 258975 00000 0 00 1134 93 5211
BA00 258975
BA40 1134 93 5211
BA80 220 258975 00000 0 00
BAC0 0 011 51 111 000021101124 1122 4152
BB00 11300000011 510 1 090809 31930400100000101011000000493 1 63
BB40 0 0 0 0205124310907603 5 5 1 4 1 1 8 5
BB80 371073 1134 93
BBC0 521155 220 371073 00000 0 00
BC00 0 012 222 112092 000010101112 5132
BC40 09323 100000017 340 1 005955 27839600100000101011000000493 1 63
BC80 3 0 0 0 0 0201125001619820 1 1 0325 026142152 2 2
BD00 01 2 8 17 1
BDC0 000 00 0 278396 0 280053 1113
BD40 115 320515 1000 278396 000000000000000000000000000000000000
BE00 000000000000000000000011411121 12 2 22 10000
BE40 00000 280018 0 10101112 5132
BE80 02233 100000017 340 1 005955 27839600100000101011000000493
BEC0 1 63 0 0 0 0 0201125001619820 2 5 1157 026102152 3
BF00 2 01 2 8 57 1
BF40 000 00 0 302473 0 0
BF80 1133113 320515 2000 302473 000000000000000000000000000000000000
BFC0 000000000000000000000001110 1 1 9 11 1 2
C000 000000000 0 0 10101112 513
C040 2 09323 100000017 340 1 005955 27839600100000101011000000
C080 0493 1 63 0 0 0 0 0205125001619820 3 5 110 2 1 8 5
C0C0 287733
C100 1133113 320515 000 287733 00000 0 00
C140 0 011101 111 000010101113
C180 1122 09323 400000015 210 1 051880 361959001000001010110

```

APS BLOCK DUMP

Date: 06/19/97

C280 00000493 1 63 0 0 0 0 0201125003619920 1 1 0771 216122172
C2C0 2 2 01 2 8 17
C300 1 000 00 0 328739 0
C340 340698 1111 11 255515 2000 361959 000000000000000000
C380 000000000000000000000000000000000002 2 2 2 2
C3C0 22 3000000000 328159 0 1010
C400 1113 1122 09321 400000015 210 1 051880 36195900100000101
C440 011000000493 1 63 0 0 0 0 0201125003619920 2 4 0631 126121142
C480 2 2 01 2 8
C4C0 47 1 000 00 0 361959
C500 0 361667 1121 12 255515 1000 361959 0000000000000000
C540 000000000000000000000000000000000002 2 2 2 2
C580 22 1000000000 362744 0
C5C0 22101112 113 82021 700000016 210 1 092538 2696220010000
C600 0121011000000493 1 63 0 0 0 0 0201126401928590 1 1 0541 21114
C640 111 353 22 63259910 0 2
C680 8 11 2111111 21033 934010 51111 00 0 284424
C6C0 0 261211 1111 11 231555 2110 269622 000000000000
C700 0000000000000000000000000000000000002 2 2 2 2
C740 22 3000000000 285572 0
C780 22101112 113 82021 700000016 210 1 092538 269622001
C7C0 00000121011000000493 1 63 0 0 0 0 0201126401928590 2 4 0521 1
C800 26121142 2 2 01
C840 2 8 47 1 000 00 0 269
C880 622 0 269618 1121 12 231555 1110 269622 00000000
C8C0 0000000000000000000000000000000000002 2 2 2
C900 2 22 1000000000 269273 0
C940 44101113 1132 82021 600000016 210 1 092538 24254
C980 800100000101011000000493 1 63 0 0 0 0 0201129910406825 1 1 07
C9C0 71 21316111 403 22 17119510 0
CA00 2 8 11 2111112 2 524 212010 61111 00 0
CA40 256593 0 248421 1111 11 251155 2220 242548 0000
CA80 00000000000000000000000000000000000002 2 2
CAC0 2 2 22 3000000000 258325 0
CB00 44101113 1132 82021 600000016 210 1 092538 2
CB40 4254800100000101011000000493 1 63 0 0 0 0 0201129910406825 2
CB80 4 0651 12614111 403 22 28233710
CBC0 0 2 8 41 2111112 2 4 9 524010 61111 00
CC00 0 242548 0 240509 1121 12 251155 1220 242548
CC40 00000000000000000000000000000000000002 2 2
CC80 2 2 22 1000000000 243383 0
CCC0 58101113 1131 36221 100000016 160 0 082918
CD00 26679200100000101011000000493 1 63 0 0 0 0 020113155229009
CD40 7 1 2 0605 012151181152214 722 1960
CD80 0 2 8 21 4111 81115 21337 1 2010101 5
CDC0 00 0 266792 0 262228 0200 00 000000 1 256792
CE00 0000000000000000000000000000000000000002 2
CE40 2 2 2 22 1000000000 266851 0
CE80 22101112 1117 4 356 00000033 000 0 01
CEC0 5734 010000000000100000000493 1 63 0 0 0 0 02031367039
CF00 58780
CF40
CF80
CFC0
D000
D040 22101112 1131 36221 400000012 210
D080 1 092177 28872600100000101011000000493 1 63 0 0 0 0 0201136
D0C0 702968790 1 1 0731 216 8116 01
D100 2 8 17 1 000
D140 00 0 300753 0 311693 1111 11 255515 1000 2
D180 38726 000
D1C0 02 2 2 2 22 1000000000 300223 0
D200 22101112 1131 36221 400000012
D240 210 1 092177 28872600100000101011000000493 1 63 0 0 0 0 020
D280 1136703968790 2 4 0671 136 2116
D2C0 01 2 8 47 1 000
D300 00 0 288726 0 286274 1131 12 255515 200
D340 0 388726 000
D380 000003 2 2 2 2 22 3000000000 288663
D3C0 0 21101112 1131 09321 700000
D400 015 170 0 051790 31387400100000101011000000493 1 63 0 0 0 0
D440 0201148750303409 1 2 0435 02614211 463 21 7
D480 1124310 0 2 8 21 2111113 21135 4160
D4C0 10 61111 00 0 313874 0 314258 0200 00 000000
D500 1 313874 00
D540 0000000302 2 2 2 2 22 1000000000 2146
D580 93 0 28101114 511131 001 0
D5C0 0000022 000 0 003496 010000000101102000000493 1 63 0 0

APS BLOCK DUMP

Date: 06/19/97

```

E980      0 3 5 110      2      1
E9C0
EA00      282534                1135 93 626415      001 282534
EA40      00000 0      00
EA80
EAC0      111      000042101123 1131      41523 800000017 720 1 01
EB00      5395 27336600100000101011000000493 1 63 0 0 0 0 02051981039
EB40      19690 4 5 1 8      2      1
EB80
EBC0      268833                1135 93 626415      001 26883
EC00      3      00000 0      00
EC40
EC80      1      111      000042101123 1131      41523 800000017 720
ECC0      1 015395 27336600100000101011000000493 1 63 0 0 0 0 0205198
ED00      103919690 5 5 1 5      2      1
ED40
ED80      274636                1135 93 626415      001 2
EDC0      74636      00000 0      00
EE00
EE40      11 51      11221922      000142101123 1131      41523 800000017
EE80      720 1 015395 27336600100000101011000000493 1 63 0 0 0 0 020
EEO0      5198103919690 6 5 1 4      2      1
EF00
EF40      301548                1135 93 626415      00
EF80      1 301548      00000 0      00
EFC0
F000      012 222 58592                000042101123 1131      41523 800000
F040      017 720 1 015395 27336600100000101011000000493 1 63 0 0 0 0
F080      0205198103919690 710 012      2      1
F0C0
F100      275039                275039      0500 00 000000
F140      275039      00000 0      00
F180
F1C0      0      011111      11221921      000042101111 1132      09321100
F200      0000015 310 1 082698 27753200100000101011000000493 1 63 0 0
F240      0 0 0201205007921890 1 1 0361 21612111 403      22
F280      91030330                0      2      8 11      2111112      22247
F2C0      521010 8113      00      0 281222      0 280634 1111 11 2315
F300      55 2110 277532      0000000000000000000000000000000000000000
F340      000000000000002      2 2      2 2      22      3000000000
F380      281488      0      42101111 1132      0932
F3C0      11000000016 210 1 082608 27753200100000101011000000493 1 63
F400      0 0 0 0 0201205007921890 2 4 0321 125131142      2      2
F440      01      2      8 47      1
F480      000      00      0 277532      0 269755 1131 12
F4C0      221555      1110 277532      0000000000000000000000000000000000
F500      0000000000000000002      2 2      2 2      22      100000000
F540      0 279149      0      25101113 5117 11
F580      356      00000036 000 0 082918      010000000000100000000493 1 6
F5C0      3 0 0 0 0 0203209120715953
F600
F640
F680
F6C0
F700      32101111 1132
F740      09321 800000017 310 1 005955 27410500100000101011000000493
F780      1 63 0 0 0 0 0201216205910180 1 1 0471 211161182      3
F7C0      2      01      2      8 17      1
F800      000      00      0 299680      0 309403
F840      1112 41 335155      2110 274105      0000000000000000000000000000
F880      00000000000000000000002      2 2      2 2      22      3
F8C0      000000000      300042      0      32101111 113
F900      2      09321 800000017 310 1 005955 2741050010000010101100000
F940      0493 1 63 0 0 0 0 0201216205910180 2 4 0431 12617211 383      22
F980      85023540                0      2      8 41      211
F9C0      1111      21843 315010 9114      00      0 274105      0 274
FA00      441 1122 42 335155      1110 274105      000000000000000000000000
FA40      0000000000000000000000002      2 2      2 2      22
FA80      1000000000      274820      0      32101111
FAC0      1132      09321 800000017 310 1 005955 274105001000001010110
FB00      000000493 1 63 0 0 0 0 0205216205910180 3 5 111      1      1
FB40      8 5
FB80
FBC0      1132 43 335155      110 272605      00000 0      00
FC00
FC40      0      011101      111      00002210
FC80      1114 5117      131 093      00000035 000 0 051880      010000000000
FCC0      100000000493 1 63 0 0 0 0 0203216205930190
    
```

APS BLOCK DUMP

Date: 06/19/97

FD00
FD40
FD80
FD00
FE00
FE40 62101113 6132 35621 500000018 210 1 037033 3092310010000
FE80 0101011000000493 1 63 0 0 0 0 0201248001683280 1 1 0741 21312
FEC0 1172 2 2 026 3 3 2
FF00 8 17 41 000 00 00 305998
FF40 1222608 296253 1111 11 255511 2000 309231 124090100000000000
FF80 00000000000000000000000000000000000002 2 2 2 2
FFC0 22 3000000000 305458 0



Current Population Survey (CPS), October 1991:
School Enrollment

Records of the Bureau of the Census
(Record Group 29)

Agency Documentation Contents:

Pages

Documentation List, Abstract & Overviews	13
Glossary	9
'How to Use the Data Dictionary'	2
CPS - Adult Interview Data Dictionary	15
CPS - Children Interview Data Dictionary	7
CPS - Armed Forces Interview Data Dictionary	8
CPS - Oct. 1991 School Enrollment Supplement	12
CPS - Questionnaire Facsimile	11
Industry Classification Codes (SIC 1987) and Recodes ..	11
Occupational Classification Codes and Recodes (SOC 80).	17
Metro Indicators and CMSA/MSA/PMSA Rank Codes (1983) ..	14
Topcoding of Usual Hourly Earnings	1
<u>Total</u>	120

NARA Prepared Documentation:

Sample Printout of CPS File	2
Archival Electronic Records Inspection and Control (AERIC) Report	Available Upon Request

Accession Number: NN3-029-96-0__
May 17, 1996

CURRENT POPULATION SURVEY, OCTOBER 1991: SCHOOL ENROLLMENT

TECHNICAL DOCUMENTATION

This file documentation consists of the following materials:

Attachment 1	Abstract
Attachment 2	Overview—Current Population Survey
Attachment 3	Overview—October 1991 School Enrollment Survey
Attachment 4	Glossary
Attachment 5	How to Use the Data Dictionary
Attachment 6	Current Population Survey Adult Interview Data Dictionary
Attachment 7	Current Population Survey Children's Interview Data Dictionary
Attachment 8	Current Population Survey Armed Forces Interview Data Dictionary
Attachment 9	Current Population Survey October 1991 Adult Supplement Data Dictionary
Attachment 10	Current Population Survey October 1991 Children's Supplement Data Dictionary
Attachment 11	Questionnaire Facsimile
Attachment 12	Industry Classification Codes
Attachment 13	Occupation Classification Codes
Attachment 14	Specific Metropolitan Identifiers
Attachment 15	Topcoding of Usual Hourly Earnings
Attachment 16	Source and Accuracy Statement for the October 1991 School Enrollment Microdata File
Attachment 17	User Notes

NOTE

Questions about the **tape** should be directed to Data User Services Division, Customer Services, Bureau of the Census, Washington, DC 20233. Phone: (301) 763-4100.

Questions about accompanying **documentation** should be directed to Data User Services Division, Data Access and Use Staff, Bureau of the Census, Washington, DC 20233. Phone: (301) 763-2074. Questions about the **subject matter** should be directed to Demographic Surveys Division, Bureau of the Census, Washington, DC 20233. Phone: (301) 763-2773.

Additional questions about the **school enrollment** supplement should be directed to Robert Kominski, Population Division, Bureau of the Census, Washington, DC 20233. Phone: (301) 763-1154.

ATTACHMENT 1

ABSTRACT

Current Population Survey, October 1991: School Enrollment [machine-readable data file] / conducted by the Bureau of the Census for the Bureau of Labor Statistics. —Washington: Bureau of the Census [producer and distributor], 1992.

Type Of File

Microdata; unit of observation is individuals within housing units.

Universe Description

The universe consists of all persons in the civilian noninstitutional population of the United States living in households. The probability sample selected to represent the universe consists of approximately 57,000 households.

Subject-matter Description

Data are provided on labor force activity for the week prior to the survey. Comprehensive data are available on the employment status, occupation, and industry of persons 15 years old and over. Also shown are personal characteristics such as age, sex, race, marital status, veteran status, household relationship, educational background, and Hispanic origin.

The file also contains information on school enrollment that includes the following items: current grade attending at a public or private school, whether attending college full or part-time at a 2 or 4-year institution, year last attended a regular school, and year graduated from high school.

Geographic Coverage

State of residence is uniquely identified as well as census geographic division and region. The 113 largest metropolitan statistical areas (CMSA's or MSA's), an additional 89 selected MSA's, 66 selected PMSA's, and 30 central cities in multi-central city MSA's or PMSA's are also uniquely identified.¹ Within confidentiality restrictions, indicators are provided for MSA-PMSA/non-MSA-PMSA, central city/noncentral city, farm/nonfarm, and MSA/CMSA size.

Technical Description

File Structure: Rectangular.

File Size: 162,138 logical records; 452 character logical record length.

File Sort Sequence: State rank by CMSA/MSA rank by household identification number by line number.

Reference Materials

Current Population Survey, October 1991: School Enrollment Technical Documentation. Documentation contains this abstract, a questionnaire facsimile, and record layouts of the file. One copy accompanies each file order. Additional copies are available for \$10 from Data User Services Division, Customer Services, Bureau of the Census, Washington, DC 20233.

1. MSA's = Metropolitan Statistical Areas; CMSA's = Consolidated Metropolitan Statistical Areas; PMSA's = Primary Metropolitan Statistical Areas.

Bureau of the Census. *The Current Population Survey: Design and Methodology* (Technical Paper 40) (out of print). Describes in detail the sample design and survey procedures used as well as accuracy of estimates and sampling errors. Reference copies should be available from most public libraries or Federal Depository Libraries. It also is available on microfiche and microfiche paperprints from Customer Services, Data User Services Division, Bureau of the Census, Washington, D.C. 20233. [2 microfiche-\$5; 179 pages (paperprints)-\$33.] Make checks payable to Commerce/Census.

Related Printed Reports

Bureau of the Census. *Current Population Reports. Series P20, No. 443. School Enrollment Social and Economic Characteristics of Students: October 1988 and 1987.* Available from the U.S. Government Printing Office, Superintendent of Documents, Washington, DC 20402. S/N 803 005 00042 7. \$11.

Bureau of the Census. *Current Population Reports. Series P20, No. 452. School Enrollment Social and Economic Characteristics of Students: October 1989.* Forthcoming.

File Availability

The file may be ordered from Data User Services Division using the Customer Services order form for tapes on the following page. The file is available on one 9 track tape reel or one IBM 3480-compatible tape cartridge (ASCII or EBCDIC, labeled or unlabeled, 6250 bpi).

Census Bureau Order Forms

*0003

PUBLICATIONS — Use only if not in stock at the Government Printing Office (GPO).

Please Type or Print. (Form is aligned for typewriter use.) Prices include regular domestic postage and handling. International customers please add 25%.

Qty.	Series number	Title	Price each	Total price
Total for publications				

(Company or personal name) (Please type or print)

(Additional address/attention line)

(Street address)

(City, State, ZIP Code)

()

(Daytime phone including area code) (Date)

Please Choose Method of Payment:




- Check payable to **Superintendent of Documents**
 Mail To: Bureau of the Census, DPD—Publications Unit, 1201 E. Tenth St., Jeffersonville, IN 47132
- GPO deposit account -
 Mail To: Customer Services, Bureau of the Census, Washington, DC 20233-8300
 [or call 301-763-4100; fax 301-763-4794]

*0004

ELECTRONIC MEDIA, MICROFICHE, DOCUMENTATION, AND OTHER — Use for computer tape (TAPE), computer tape cartridge (CART), technical documentation (TD), compact disc—read-only memory (CD-ROM), diskette (DISK), microfiche (FICHE), or paper reproductions — “blowbacks” (BB).

Please Type or Print. (Form is aligned for typewriter use.) All prices include regular domestic postage and handling. International customers, please add 25%.

Qty.	Media <small>(See abbrev. above)</small>	Title	Price each	Total price
Total for products listed (minimum order: \$10)				


Charge your order.
It's easy!  
To fax your orders 301-763-4794

COMPUTER TAPE INSTRUCTIONS	Characteristics of 9-Track Tape Reels:		Characteristics of IBM 3480-Compatible Tape Cartridges:	
	<input type="checkbox"/> 6250 bpi, EBCDIC	<input type="checkbox"/> 1600 bpi, EBCDIC	Language: <input type="checkbox"/> EBCDIC <input type="checkbox"/> ASCII	
	<input type="checkbox"/> 6250 bpi, ASCII	<input type="checkbox"/> 1600 bpi, ASCII	Labeling: <input type="checkbox"/> Standard <input type="checkbox"/> Unlabeled	
	Labeling: <input type="checkbox"/> Standard <input type="checkbox"/> Unlabeled		Maximum block size (if less than 32K bytes)? _____	Maximum block size (if less than 32K bytes)? _____

(Company or personal name) (Please type or print)

(Additional address/attention line)

(Street address)

(City, State, ZIP Code)

()

(Daytime phone including area code) (Date)

Please Choose Method of Payment:

- Check payable to **Commerce—Census**
- Census deposit account
- VISA or MasterCard Account
- _____ _____
(Name on card) Expiration date
- _____ _____
(Signature)

Mail to: Customer Services, Bureau of the Census, Washington, DC 20233-8300; 301-763-4100.
To fax your orders and inquiries—301-763-4794

Superintendent of Documents Publications Order Form

Order Processing Code:
*

P4

**Charge your order.
It's Easy!**



To fax your orders (202) 512-2250

Please Type or Print (Form is aligned for typewriter use.)

Prices include regular domestic postage and handling and are subject to change. International customers please add 25%.

Qty.	Stock Number	Title	Price Each	Total Price
Total				

(Company or Personal Name) (Please type or print)

(Additional address/attention line)

(Street address)

(City, State, ZIP Code)

(Daytime phone including area code)

(Purchase Order No.)

May we make your name/address available to other mailers? YES NO

Please Choose Method of Payment:

Check Payable to the Superintendent of Documents

GPO Deposit Account -

VISA or MasterCard Account

(Credit card expiration date) **Thank you for your order!**

(Authorizing Signature)

Mail To: New Orders, Superintendent of Documents
P.O. Box 371954, Pittsburgh, PA 15250-7954

REPRODUCED AT THE NATIONAL ARCHIVES

ATTACHMENT 2

OVERVIEW

Current Population Survey

Introduction

The Current Population Survey (CPS) is the source of the official Government statistics on employment and unemployment. The CPS has been conducted monthly for over 50 years. Currently, we interview about 57,000 households monthly, scientifically selected on the basis of area of residence to represent the Nation as a whole, individual States, and other specified areas. Each household is interviewed once a month for four consecutive months one year, and again for the corresponding time period a year later. This technique enables us to obtain month-to-month and year-to-year comparisons at a reasonable cost while minimizing the inconvenience to any one household.

Although the main purpose of the survey is to collect information on the employment situation, a very important secondary purpose is to collect information on the demographic status of the population, information such as age, sex, race, marital status, educational attainment, and family structure. From time to time additional questions are included on such important subjects as health, education, income, and previous work experience. The statistics resulting from these questions serve to update similar information collected once every 10 years through the decennial census, and are used by Government policymakers and legislators as important indicators of our Nation's economic situation and for planning and evaluating many Government programs.

The CPS provides current estimates of the economic status and activities of the population of the United States. Because it is not possible to develop one or two overall figures (such as the number of unemployed) that would adequately describe the whole complex of labor market phenomena, the CPS is designed to provide a large amount of detailed and supplementary data. Such data are made available to meet a wide variety of needs on the part of users of labor market information.

Thus, the CPS is the only source of monthly estimates of total employment (both farm and nonfarm); non-farm self-employed persons, domestics, and unpaid helpers in nonfarm family enterprises; wage and salaried employees; and, finally, estimates of total unemployment.

It provides the only available distribution of workers by the number of hours worked (as distinguished from aggregate or average hours for an industry), permitting separate analyses of part-time workers, workers on overtime, etc. The survey is also the only comprehensive current source of information on the occupation of workers and the industries in which they work. Information is available from the survey not only for persons currently in the labor force but also for those who are outside the labor force. The characteristics of such persons – whether married women with or without young children, disabled persons, students, older retired workers, etc., can be determined. Information on their current desire for work, their past work experience, and their intentions as to job seeking are also available.

CPS Sample

The CPS sample is based on the civilian noninstitutional population of the United States. The sample is located in 729 sample areas comprising 1,973 counties and independent cities with coverage in every State and in the District of Columbia.

In all, some 71,000 housing units or other living quarters are assigned for interview each month; about 57,000 of them containing approximately 114,500 persons 15 years old and over are interviewed. Also included are demographic data for approximately 33,500 children 0-14 years old and 650 Armed Forces members living with civilians either on or off base within these households. The remainder of the assigned housing units are found to be vacant, converted to nonresidential use, contain persons with residence else-

where, or are not interviewed because the residents are not found at home after repeated calls, are temporarily absent, or are unavailable for other reasons. Approximately 14,000 noninterview households are present each month. The resulting file size is approximately 163,000 records. A more precise explanation regarding the CPS sample design is provided in Technical Paper 40, *The Current Population Survey: Design and Methodology*.

For a more detailed discussion about the basic labor force data gathered on a monthly basis in the CPS survey, see the Bureau of Labor Statistics Report No. 463 and the Current Population Report P-23, No. 62, issued jointly by the Bureau of Labor Statistics and the Bureau of the Census in October, 1976, and entitled *Concepts and Methods Used In Labor Statistics Derived from the Current Population Survey*.

Relationship of Current Population Survey Files to Publications

Each month, a significant amount of information about the labor force is published by the Bureau of Labor Statistics in the *Employment and Earnings and Monthly Labor Review* reports.

As mentioned previously, the CPS also serves as a vehicle for supplemental inquiries on subjects other than employment, which are periodically added to the questionnaire. From the basic and supplemental data the Bureau of the Census issues four series of publications under the general title *Current Population Reports*:

- P-20 Population Characteristics
- P-23 Special Studies
- P-27 Farm Population
- P-60 Consumer Income

All *Current Population Reports*, including the other series for population estimates and projections and special censuses, may be obtained by subscription from the Government Printing Office. They are available in the following subscription packages: Population Characteristics, Special Studies, Farm Population, and Consumer Income series (P-20, P-23, P-27, P-60) combined, \$71.00 per year; Population Estimates and Projections, (P-25), \$25.00 per year. A customer interested in all reports must subscribe to both subscription packages. Alternatively, single issues may be ordered separately; ordering information and prices are provided in the *Bureau of the Census Catalog*, the *Monthly Product Announcement (MPA)*, and in the *Data User News*.

Geographic Limitations

It should be kept in mind that the sample design and methods of weighting CPS data are geared towards producing estimates for the entire Nation. In producing estimates for States, the user should be aware that the primary sampling units (PSU's) are drawn from strata which may or may not cross State lines. Consequently, the data would not be as reliable as national data, and the file may lose some of its utility in certain applications. For further discussion of such considerations, the user should consult Technical Paper 40, *The Current Population Survey: Design and Methodology*.

The nature of the work done by each individual investigator using the microdata file will determine to what extent his/her requirements for precision will allow using some of the smaller geographic areas identified on the file.

Weights

Under the estimating methods used in the CPS, all of the results for a given month become available simultaneously and are based on returns for the entire panel of respondents. The CPS estimation procedure involves weighting the data from each sample person. The basic weight, which is the inverse of the probability of the person being in the sample, is a rough measure of the number of actual persons that the sample person represents. In States supplemented in the 1978 and 1980 expansions, almost all sample persons within the same sample area have the same basic weight, but the weight may differ across sample areas. The basic

weight is the same for almost all sample persons in unsupplemented States. The basic weights are then adjusted for noninterview, and the ratio estimation procedure is applied.

1. **Noninterview adjustment.** The weights for all interviewed households are adjusted to the extent needed to account for occupied sample households for which no information was obtained because of absence, impassable roads, refusals, or unavailability of the respondent for other reasons. This adjustment is made separately by combinations of sample areas within each State and the District of Columbia, and within these, for six groups—two race categories (White, and Black and other) within three residence categories. For sample areas which are Standard Metropolitan Statistical Areas (SMSA's), these residence categories are the central cities, and the urban and the rural balance of the SMSA's. For other sample areas, the residence categories are urban, rural nonfarm, and rural farm. The proportion of sample households not interviewed varies from 4 to 5 percent depending on weather, vacations, season, etc.
2. **Ratio estimates.** The distribution of the population selected for the sample may differ somewhat, by chance, from that of the population as a whole, in such characteristics as age, race, sex, and residence. Since these characteristics are closely correlated with labor force participation and other principal measurements made from the sample, the latter estimates can be substantially improved when weighted appropriately by the known distribution of these population characteristics. This is accomplished through two stages of ratio estimates as follows:
 - a. *First-stage ratio estimate.* In the CPS, a portion of the 729 sample areas is chosen to represent both itself and other areas not in the sample; the remainder of the sample areas represent only themselves. The first-stage ratio estimation procedure was designed to reduce the portion of the variance resulting from requiring sample areas to represent nonsample areas. Therefore, this procedure is not applied to sample areas which represent only themselves. The procedure is performed at two geographic levels: First, by the four census regions (Northeast, Midwest, South, and West), and second, for each of the 46 States which contains nonsample areas. The procedure corrects for the differences that existed at the time of the 1970 census between the distribution by race and residence of the population in the sample areas and the known race-residence distribution in the portions of the census region or State represented by these areas. The regional adjustment is performed by metropolitan/nonmetropolitan residence and race, while the State adjustment is done by urban-rural status and race.
 - b. *Second-stage ratio estimate.* In this stage, the sample estimates of the U.S. population in the categories described below are adjusted to independently derived current estimates of the population in the same categories. The second-stage ratio estimate is performed in order to increase the reliability of the estimates and is carried out in two steps. In the first step, the sample estimates are adjusted for each State and the District of Columbia to an independent control for the civilian noninstitutional population 16 years and over, for the State. The second step of the adjustment is applied to all sample persons and is a weighting to nationwide independent population estimates of the civilian noninstitutional population, 15 years and over, within 68 age-sex-race groups. The entire second-stage ratio estimation procedure is iterated six times, each time beginning at the weights developed the previous time. This iteration ensures that the sample estimates both of State population and of the National age-sex-race categories will be virtually equal to the independent population estimates. This second-stage adjustment procedure incorporates changes instituted in January 1982. The nature of these changes is discussed in detail in "Revisions in the Current Population Survey beginning in January 1982," *Employment and Earnings*, February 1982.

The controls by State for the civilian noninstitutional population 16 years and over are an arithmetic extrapolation of the trend in the growth of this segment of the population from the April 1, 1980 census through the latest available July 1 estimate, adjusted as a last step to a current estimate of the U.S. population of this group. State estimates by age July 1 are published annually in *Current Population Reports, Series P-25*. For a description of the methodology used in developing the State total, see Report 640 of that series. Descriptions of the age estimates methodology are available on request from the Chief of the Population Division, U.S. Bureau of the Census, Washington, DC 20233.

Beginning with the January 1982 estimates, the independent national controls used for the age-sex-race groups in the final step of the second-stage ratio adjustment are prepared by carrying forward the April 1, 1980 total population by age, race, and sex, taking account of the subsequent aging of the population, fertility, mortality, and net immigration, and then subtracting the estimate for the institutional population and Armed Forces. The April 1, 1980 total population was computed by adding together the resident population, consistent with that published in the 1980 census *Advance* Reports, Series PHC80-V, and the Armed Forces overseas, as compiled from Department of Defense reports. Data on births and deaths between April 1, 1980 and the estimate data are based on tabulations of vital statistics for the resident population made by the National Center for Health Statistics and data on deaths of military personnel overseas from the Department of Defense. Estimates of net civilian immigration are based on data provided by the Immigration and Naturalization Service, the Department of Defense, the Office of Personnel Management, and the Puerto Rico Planning Board. The civilian noninstitutional population is derived by subtracting the Armed Forces and the institutional population for the estimate date from the total, including Armed Forces overseas. The institutional population is computed by applying institutional proportions derived from the 1980 census to the total population, including Armed Forces overseas, for the estimate date. All computations described above are performed in cells defined by single year of age, race, and sex. The independent national control totals are then obtained by collapsing these cells into broader age groups for the population 15 years old and older.

Comparability of CPS From Microdata Files With Published Sources.

Although total estimates of the population will equal published estimates, labor force estimates produced from a microdata file will not be directly comparable or identical with the published nonseasonally adjusted labor force data. The major reason for this is due to a final estimation procedure incorporated into the production of the published nonseasonally adjusted data. This procedure, known as a composite estimator, is a weighted average of two estimates for the current month for any particular item. The first estimate is the two-stage ratio estimate that includes all the estimation steps given above. The second estimate consists of the composite estimate for the preceding month to which has been added an estimate of the change from the preceding month, based on that part of the sample which is common to the two months (about 75 percent). This procedure is primarily used to increase the reliability of estimates of month-to-month change, although other reliability gains are also realized. As noted above, the composite estimation procedure does not affect estimates of the total population.

Another factor also inhibits microdata comparison with published labor force data. This is the seasonal adjustment that is applied to many published statistics. These adjustments are used to adjust for normal seasonal variations to help distinguish the underlying economic situation in month-to-month changes. Shown below are data from January and July 1982 which demonstrate how estimates compiled using the final weights from the microdata file may differ from the published composited estimates, with and without seasonal adjustment. (Refer to Technical Paper 40 for a further description of both the composite estimator and seasonal adjustments.)

	Civilian Noninstitutional Population	Civilian Labor Force	Employed	Unemployed	Not in Labor Force
<u>January 1982 Data (000's)</u>					
Final Weights	171,335	108,161	97,928	10,234	63,174
Composited (Not seasonally Adjusted)	171,335	108,014	97,831	10,183	63,321
Composited (Seasonally Adjusted)	171,335	108,879	99,581	9,298	62,456
<u>July 1982 Data (000's)</u>					
Final Weights	172,364	112,850	101,904	10,946	59,513
Composited (Not seasonally Adjusted)	172,364	112,526	101,490	11,036	59,838
Composited (Seasonally Adjusted)	172,364	110,522	99,732	10,790	61,842

ATTACHMENT 3

OVERVIEW

October 1991 School Enrollment Survey

I. General

The Bureau of the Census conducted the October 1991 School Enrollment Survey as a supplement to that month's Current Population Survey (CPS). Telephone availability data are also on this file. The CPS is a monthly labor force survey conducted in approximately 57,000 households across the Nation. Attachment 11 contains a facsimile of the October 1991 school enrollment supplement questions asked of all applicable persons 3 years old or older.

Attachment 2 contains a description of the CPS entitled "Overview-Current Population Survey." A description of the October 1991 School Enrollment Survey follows.

II. Data Collection

We asked all persons 3 years or over the basic school enrollment questions as appropriate.

We authorized CPS field representatives up to 1 1/2 hours to study their home study materials and complete the corresponding exercises.

We instructed the regional offices to perform a supplement edit on a minimum of five CPS-1s for all field representatives to ensure that the supplement was conducted completely and accurately. The field representatives received notice of inconsistencies or omissions detected during this editing process.

III. Data Processing

The data processing involved editing and weighting the October supplement data. Below is a description of each process.

A. Edits and Allocations

1. Basic School Enrollment Items (Items 30-35, 42-43, 55-58, 61-64)

The data processing involved a consistency edit and allocation module for all school enrollment items.

The consistency edit was concerned mainly with ensuring that the entries within an individual record followed the correct skip pattern. Items with missing entries were assigned values, if appropriate. If not, missing values are allocated using a "hot deck" routine.

2. Non-basic Education Items (Items 36-41, 44-54, 59-60, 65-74)

The processing of student mobility and private school enrollment questions involved a consistency edit to check for the correct skip patterns.

B. Weighting

In various months, differences in the sample, questionnaire, and data uses result in the need for additional procedures to produce a "supplement weight." For the October School Enrollment supplement, the adult records are controlled to and agree with, in aggregate, published, composited (but not seasonally adjusted) October 1991 CPS labor force estimates (e.g., employed, unemployed, not in labor force, by age, race, and sex groups). Records for children

age 15 and under retain the "basic CPS weight" which reflects controlling to national age, race, sex, and Hispanic origin estimates. The supplement weight should be used in preparing all estimates using data from the supplement items.

The values and universes for each variable are defined in the supplement record layouts (Attachments 9 & 10).

IV. October 1991 CPS/School Enrollment Computer File

A. CPS Labor Force Data

The October 1991 CPS file contains 162,138 records. Each record contains 452 characters. Attachment 6 contains the variable name, character size, location on record, universe, and the values of the variables.

The variable H-RECTYP (location 0101:0101 on the file) determines the type of record as follows:

- | | | |
|----------|-----|--|
| H-RECTYP | = 1 | Interviewed adult 15+ |
| | = 2 | Type A noninterview (These records represent households that were eligible for the October 1991 CPS interview but were not interviewed because no one was home, household members were temporarily absent, etc.) |
| | = 3 | Type B/C noninterview (These records represent sample addresses that were determined to be ineligible for the CPS by virtue of being vacant, demolished, nonresidential, etc.) |
| | = 4 | Armed Forces (For persons 15 years or over in the Armed Forces whose personal information was transcribed from the CPS control card. Note: By definition, Armed Forces members are not eligible for the labor force or supplement interviews.) |
| | = 5 | Children 0-14 years of age. |

B. October 1991 School Enrollment Supplement Data

The October supplement data for adults are in locations 0361-0423 and for children in location 0424-0452. (See Attachments 9 & 10.)

C. Tallying the October 1991 School Enrollment Supplement File

The October 1991 supplement universe was the full CPS sample comprised of all persons 3 years or over.

The supplement weight A-SUPWGT is in location 0410:0418. Use this weight when tallying all supplement variables of adults 16+. Use the basic weight (A-FNLWGT or C-FNLWGT in location 0248:0255) for tallying individuals age 15 or younger.

D. Unweighted Counts

The following is a list of unweighted counts for H-RECTYP (Record Counts). Use these counts to ensure that the file is being accessed properly.

The values of H-RECTYP are:

1	=	(Interview Adults)	113,860
2	=	(Type A)	2,336
3	=	(Type B/C)	11,087
4	=	(Armed Forces)	570
5	=	(Children)	34,285

ATTACHMENT 4

GLOSSARY

Subject Concepts

Age. Age classification is based on the age of the person at his/her last birthday. The adult universe (i.e., population of marriageable age) is comprised of persons 15 years and over for CPS labor force data.

Armed Forces. Armed Forces members enumerated in off-base housing or on base with their families are included on the CPS data file in March. Only supplemental data on income are included for Armed Forces members.

Base Weight. The constant weight assigned to the sample (inverse of the sampling fraction) which is adjusted to produce the final weight.

Civilian Labor Force. (See Labor Force.)

Class of Worker. This refers to the broad classification of the person's employer. On the March file, these broad classifications for current jobs are private, government, self-employed, without pay, and never worked. Private and government workers are considered "wage and salary workers;" this classification scheme includes self-employed, incorporated persons in with "private" workers. For the longest job held last year, this class of worker scheme includes private; government by level—Federal, State, and local; self-employed incorporated farm/nonfarm; and without pay. The wage and salary category for longest job held includes private, government (all levels), and self-employed, incorporated.

Duration of Unemployment. Duration of unemployment represents the length of time (through the current survey week) during which persons classified as unemployed are continuously looking for work. For persons on layoff, duration of unemployment represents the number of full weeks since the termination of their most recent employment. A period of two weeks or more during which a person is employed or ceased looking for work is considered to break the continuity of the present period of seeking work. Average duration is an arithmetic mean computed from a distribution by single weeks of unemployment.

Earners, Number of. The file includes all persons 15 years old and over in the household with \$1 or more in wages and salaries, or \$1 or more of a loss in net income from farm or nonfarm self-employment during the preceding year.

Earnings Weight. Each person record allows for an earnings weight for current earnings.

Education. (See Years of School Completed.)

Employed. (See Labor Force.)

ESR (Employment Status Recode). This classification is available for each civilian 15 years old and over according to his/her responses to the monthly (basic) labor force items in March.

Family. A family is a group of two persons or more (one of whom is the householder) residing together and related by birth, marriage, or adoption. All such persons (including related subfamily members) are considered as members of one family. Beginning with the 1980 CPS, unrelated subfamilies (referred to in the past as secondary families) are no longer included in the count of families, nor are the members of unrelated subfamilies included in the count of family members.

Family Household. A family household is a household maintained by a family (as defined above), and may include among the household members any unrelated persons (unrelated subfamily members and/or secondary individuals) who may be residing there. The number of family households is equal to the number

of families. The count of family household members differs from the count of family members, however, in that the family household members include all persons living in the household, whereas family members include only the householder and his/her relatives. (See the definition of Family).

Family Weight. The weight on the family record is the March supplement weight of the householder or reference person.

Final Weight. Used in tabulating monthly labor force items. This weight should not be used when tabulating March supplement data.

Full-Time Worker. Persons on full-time schedules include persons working 35 hours or more, persons who worked 1-34 hours for noneconomic reasons (e.g., illness) and usually work full-time, and persons "with a job but not at work" who usually work full-time.

Group Quarters. Group quarters are noninstitutional living arrangements for groups not living in conventional housing units or groups living in housing units containing nine or more persons unrelated to the person in charge.

Head Versus Householder. Beginning with the March 1980 CPS, the Bureau of the Census discontinued the use of the terms "head of household" and "head of family." Instead, the terms "householder" and "family householder" are used.

Highest Grade of School Attended. (See Years of School Completed.)

Hispanic Origin. Persons of Hispanic origin in this file are determined on the basis of a question that asked for self-identification of the person's origin or descent. Respondents are asked to select their origin (or the origin of some other household member) from a "flash card" listing ethnic origins. Persons of Hispanic origin, in particular, are those who indicated that their origin was Mexican-American, Chicano, Mexican, Mexicano, Puerto Rican, Cuban, Central or South American, or other Hispanic.

Hours of Work. Hours of work statistics relate to the actual number of hours worked during the survey week. For example, a person who normally works 40 hours a week but who is off on the Veterans Day holiday is reported as working 32 hours even though he is paid for the holiday.

For persons working in more than one job, the figures related to the number of hours worked in all jobs during the week. However, all the hours are credited to the major job.

Household. A household consists of all the persons who occupy a house, an apartment, or other group of rooms, or a room, which constitutes a housing unit. A group of rooms or a single room is regarded as a housing unit when it is occupied as separate living quarters; that is, when the occupants do not live and eat with any other person in the structure, and when there is direct access from the outside or through a common hall. The count of households excludes persons living in group quarters, such as rooming houses, military barracks, and institutions. Inmates of institutions (mental hospitals, rest homes, correctional institutions, etc.) are not included in the survey.

Household Weight. Household weight is the March Supplement weight of the householder.

Householder. The householder refers to the person (or one of the persons) in whose name the housing unit is owned or rented (maintained) or, if there is no such person, any adult member, excluding roomers, boarders, or paid employees. If the house is owned or rented jointly by a married couple, the householder may be either the husband or the wife. The person designated as the householder is the "reference person" to whom the relationship of all other household members, if any, is recorded.

Householder With No Other Relatives in Household. A householder who has no relatives living in the household. This is the entry for a person living alone. Another example is the designated householder of an apartment shared by two or more unrelated individuals.

Householder With Other Relatives (Including Spouse) in Household. The person designated as householder if he/she has one or more relatives (including spouse) living in the household.

Industry, Occupation, and Class of Worker (I&O) - Current Job (basic data). For the employed, current job is the job held in the reference week (the week before the survey). Persons with two or more jobs are classified in the job at which they worked the most hours during the reference week. The unemployed are classified according to their latest full-time job lasting two or more weeks or by the job (either full-time or part-time). The

I & O questions are also asked of persons not in the labor force who are in the fourth and eighth months in sample and who have worked in the last five years. The occupation/industry classification system for the 1980 Census of Population was used to code March CPS data beginning with the March 1983 file.

Industry, Occupation, and Class of Worker-Longest Job (supplement data). Longest job applies to the job held longest during the preceding year for persons who worked that year, without regard to their current employment status.

Subject	Character Position		
		Current or Most Recent Full-Time Job	Longest Job Last Year (Work Experience)
Industry	3 digit detailed	P 49-51	P 151-153
	2-digit detailed (Recode)	P 52-53	P 322-323
Occupation	Major Group Recode	N/A	P 316-317
	3-digit detailed	P 56-58	P 154-156
	2-digit detailed (Recode)	P 54-55	P 318-319
Class of Worker	Major Group recode	N/A	P 320-321
		P 59	P 314

Job Seekers. All unemployed persons who made specific efforts to find a job sometime during the 4-week period preceding the survey week.

Keeping House. Persons are classified as keeping house if they engage in own housework. This is one of the "not in labor force" classifications—employment status recode (ESR) = 4.

Labor Force. Persons are classified as in the labor force if they are employed, unemployed, or in the Armed Forces during the survey week. The "civilian labor force" includes all civilians classified as employed or unemployed. The file includes labor force data for civilians age 15 and over. However, the official definition of the civilian labor force is age 16 and over.

- 1. Employed.** Employed persons comprise (1) all civilians who, during the survey week, do any work at all as paid employees or in their own business or profession, or on their own farm, or who work 15 hours or more as unpaid workers on a farm in a business operated by a member of the family; and (2) all those who have jobs but who are not working because of illness, bad weather, vacation, or labor-management dispute, or because they are taking time off for personal reasons, whether or not they are seeking other jobs. These persons would have an Employment Status Recode (ESR) of 1 or 2 respectively in character 12 of the person record which designates "at work" and "with a job, but not at work." Each employed person is counted only once. Those persons who held more than one job

are counted in the job at which they worked the greatest number of hours during the survey week. If they worked an equal number of hours at more than one job, they are counted at the job they held the longest.

2. **Unemployed.** Unemployed persons are those civilians who, during the survey week, have no employment but are available for work, and (1) have engaged in any specific job seeking activity within the past 4 weeks such as registering at a public or private employment office, meeting with prospective employers, checking with friends or relatives, placing or answering advertisements, writing letters of application, or being on a union or professional register; (2) are waiting to be called back to a job from which they had been laid off; or (3) are waiting to report to a new wage or salary job within 30 days. These persons would have an ESR code of 3 in character 12 of the person record. The unemployed includes job leavers, job losers, new job entrants, and job reentrants.
 - a. **Job Leavers.** Persons who quit or otherwise terminate their employment voluntarily and immediately begin looking for work.
 - b. **Job Losers.** Persons whose employment ends involuntarily, who immediately begin looking for work, and those persons who are already on layoff.
 - c. **New Job Entrants.** Persons who never worked at a full-time job lasting two weeks or longer.
 - d. **Job Reentrants.** Persons who previously worked at a full-time job lasting two weeks or longer but are out of the labor force prior to beginning to look for work.
3. **Not in Labor Force.** All civilians 15 years old and over who are not classified as employed or unemployed. These persons are further classified as major activity: keeping house, going to school, unable to work because of long-term physical or mental illness, and other. The "other" group includes, for the most part, retired persons. Persons who report doing unpaid work in a family farm or business for less than 15 hours are also classified as not in the labor force.

For persons not in the labor force, data on previous work experience, intentions to seek work again, desire for a job at the time of interview, and reasons for not looking for work are asked only in those households that are in the fourth and eighth months of the sample, i.e., the "outgoing" groups, those which had been in the sample for three previous months and would not be in for the subsequent month.

These items are asked in question 24; see the questionnaire facsimile. Such persons have an ESR code of 4-7 in character 12 of the person record.

Finally, it should be noted that the unemployment rate represents the number of persons unemployed as a percent of the civilian labor force 16 years old and over. This measure can also be computed for groups within the labor force classified by sex, age, marital status, race, etc. The job loser, job leaver, reentrant, and new entrant rates are each calculated as a percent of the civilian labor force 16 years old and over; the sum of the rates for the four groups thus equals the total unemployment rate.

Layoff. A person who is unemployed but expects to be called back to a specific job. If he/she expects to be called back within 30 days, it is considered a temporary layoff; otherwise, it is an indefinite layoff.

Looking for Work. A person who is trying to get work or trying to establish a business or profession.

Marital Status. The marital status classification identifies four major categories: single (never married), married, widowed, and divorced. These terms refer to the marital status at the time of enumeration.

The category "married" is further divided into "married, civilian spouse present," "married, Armed Force spouse present," "married, spouse absent," "married, Armed Force spouse absent," and "separated." A person is classified as "married, spouse present" if the husband or wife is reported as a member of the

household even though he or she may be temporarily absent on business or on vacation, visiting, in a hospital, etc., at the time of the enumeration. Persons reported as "separated" included those with legal separations, those living apart with intentions of obtaining a divorce, and other persons permanently or temporarily estranged from their spouses because of marital discord.

For the purpose of this file, the group "other marital status" includes "widowed and divorced," "separated," and "other married, spouse absent."

Month-In-Sample. The term is defined as the number of times a unit is interviewed. Each unit is interviewed eight times during the life of the sample.

Never Worked. A person who has never held a full-time civilian job lasting two consecutive weeks or more.

Nonfamily Householder. A nonfamily householder (formerly called a primary individual) is a person maintaining a household while living alone or with nonrelatives only.

Nonworker. A person who does not do any work in the calendar year preceding the survey.

Nonrelative of Householder With No Own Relatives in Household. A nonrelative of the householder who has no relative(s) of his own in the household. This category includes such nonrelatives as a foster child, a ward, a lodger, a servant, or a hired hand, who has no relatives of his own living with him in the household.

Nonrelative of Householder With Own Relatives (Including Spouse) in Household. Any household member who is not related to the householder but has relatives of his own in the household; for example, a lodger, his spouse, and their son.

Other Relative of Householder. Any relative of the householder other than his spouse or child; for example, father, mother, grandson, daughter-in-law, etc.

Own Child. A child related by birth, marriage, or adoption to the family householder.

Part-Time, Economic Reasons. The item includes slack work, material shortages, repairs to plant or equipment, start or termination of job during the week, and inability to find full-time work. (See also Full-Time Worker.)

Part-Time Other Reasons. The item includes labor dispute, bad weather, own illness, vacation, demands of home housework, school, no desire for full-time work, and full-time worker only during peak season.

Part-Time Work. Persons who work between 1 and 34 hours are designated as working "part-time" in the current job held during the reference week. For the March supplement, a person is classified as having worked part-time during the preceding calendar year if he worked less than 35 hours per week in a majority of the weeks in which he worked during the year. Conversely, he is classified as having worked full-time if he worked 35 hours or more per week during a majority of the weeks in which he worked.

Part-Year Work. Part-year work is classified as less than 50 weeks' work.

Population Coverage. Population coverage includes the civilian population of the United States plus approximately 820,000 members of the Armed Forces in the United States living off post or with their families on post but excludes all other members of the Armed Forces. This file excludes inmates of institutions. The labor force and work experience data are not collected for Armed Forces members.

Race. The population is divided into three groups on the basis of race: White, Black, and Other races. The last category includes Indians, Japanese, Chinese, and any other race except White and Black. In most of the published tables, "Other Races" are shown in total population.

Reentrants. Persons who previously worked at a full-time job lasting two weeks or longer but who are out of the labor force prior to beginning to look for work.

Related Children. Related children in a family include own children and all other children in the household who are related to the householder by birth, marriage, or adoption. For each type of family unit identified in the CPS, the count of own children under 18 years old is limited to single (never married) children; however, "own children under 25" and "own children of any age," include all children regardless of marital status. The totals include never-married children living away from home in college dormitories.

Related Subfamily. A related subfamily is a married couple with or without children, or one parent with one or more own single (never married) children under 18 years old, living in a household and related to, but not including, the householder or spouse. The most common example of a related subfamily is a young married couple sharing the home of the husband's or wife's parents. The number of related subfamilies is not included in the number of families.

School. A person who spent most of his time during the survey week attending any kind of public or private school, including trade or vocational schools in which students receive no compensation in money or kind.

Secondary Individual. A secondary individual is a person in a household or group quarters such as a guest, roomer, boarder, or resident employee (excluding nonfamily households and inmates of institutions) who is not related to any other person in the household or group quarters.

Self-Employed. Self-employed persons are those who work for profit or fees in their own business, profession or trade, or operate a farm.

Stretches of Unemployment. A continuous stretch is one that is not interrupted by the person getting a job or leaving the labor market to go to school, to keep house, etc. A period of two weeks or more during which a person is employed or ceased looking for work is considered to break the continuity of the period of seeking work.

Unable to Work. A person is classified as unable to work because of long-term physical or mental illness, lasting six months or longer.

Unemployed. (See Labor Force.)

Unpaid Family Workers. Unpaid family workers are persons working without pay for 15 hours a week or more on a farm or in a business operated by a member of the household to whom they are related by birth or marriage.

Unrelated Individuals. Unrelated individuals are persons of any age (other than inmates of institutions) who are not living with any relatives. An unrelated individual may be (1) a nonfamily householder living alone or with nonrelatives only, (2) a roomer, boarder, or resident employee with no relatives in the household, or (3) a group quarters member who has no relatives living with him/her. Thus, a widow who occupies her house alone or with one or more other persons not related to her, a roomer not related to anyone else in the housing unit, a maid living as a member of her employer's household but with no relatives in the household, and a resident staff member in a hospital living apart from any relatives are all examples of unrelated individuals.

Unrelated Subfamily. An unrelated subfamily is a family that does not include among its members the householder and relatives of the householder. Members of unrelated subfamilies may include persons such as guests, roomers, boarders, or resident employees and their relatives living in a household. The number of unrelated subfamily members is included in the number of household members but is not included in the count of family members.

Persons living with relatives in group quarters were formerly considered as members of families. However, the number of such unrelated subfamilies became so small (37,000 in 1967) that beginning with the data for

1968 (and beginning with the census data for 1960) the Bureau of the Census includes persons in these unrelated subfamilies in the count of secondary individuals.

Veteran Status. If a male served at any time during the four major wars of this century, the code for the most recent wartime service is entered. The following codes are used:

0	Females, children under 15
1	Vietnam era
2	Korean
3	WWI
4	WWII
5	Other Service
6	Nonveteran

Wage and Salary Workers. Wage and salary workers receive wages, salary, commission, tips, or pay in kind from a private employer or from a governmental unit. Also included are persons who are self-employed in an incorporated business.

Workers. (See Labor Force—Employed.)

Work Experience. Includes those persons who during the preceding calendar year did any work for pay or profit or worked without pay on a family-operated farm or business at any time during the year, on a part-time or full-time basis.

Year-Round Full-Time Worker. A year-round full-time worker is one who usually worked 35 hours or more per week for 50 weeks or more during the preceding calendar year.

Years of School Completed. Data on years of school completed are derived from the combination of answers to questions concerning the highest grade of school attended by the person and whether or not that grade is finished. Educational attainment applies only to progress in "regular" school. Such schools include graded public, private, and parochial elementary and high schools (both junior and senior high), colleges, universities, and professional schools, whether day schools or night schools. Thus, regular schooling is that which may advance a person toward an elementary school certificate or high school diploma, or a college, university, or professional school degree. Schooling in other than regular schools is counted only if the credits obtained are regarded as transferable to a school in the regular school system.

GLOSSARY

Geographic Concepts

Geographic Division. An area composed of contiguous States, with Alaska and Hawaii also included in one of the divisions. (A State is one of the 51 major political units in the United States.) The nine geographic divisions have been largely unchanged for the presentation of summary statistics since the 1910 census.

Regions. There are four regions: Northeast, Midwest (formerly North Central),¹ West, and South. States and divisions within regions are presented below.

NORTHEAST REGION

New England Division

Connecticut
Maine
Massachusetts
New Hampshire
Rhode Island
Vermont

Middle Atlantic Division

New Jersey
New York
Pennsylvania

MIDWEST REGION

East North Central Division

Illinois
Indiana
Michigan
Ohio
Wisconsin

West North Central Division

Iowa
Kansas
Minnesota
Missouri
Nebraska
North Dakota
South Dakota

WEST REGION

Mountain Division

Arizona
Colorado
Idaho
Montana
Nevada
Utah
Wyoming

Pacific Division

Alaska
California
Hawaii
Oregon
Washington

1. The Midwest Region was designated as the North Central Region until June 1984.

SOUTH REGION

East South Central Division

Alabama
Kentucky
Mississippi
Tennessee

West South Central Division

Arkansas
Louisiana
Oklahoma
Texas

South Atlantic Division

Delaware
District of Columbia
Florida
Georgia
Maryland
North Carolina
South Carolina
Virginia
West Virginia

ATTACHMENT 5

How to Use the Data Dictionary

The Data Dictionary describes the contents and record layout of the public-use computer tape file. The first line of each data item description gives the data name, size of the data field, and relative begin position of the field.

The next few lines contain descriptive text and any applicable notes. Categorical value codes and labels are given where needed. Comment notes marked by an (*) are provided throughout.

Data. Alphabetic, numeric, and the special characters (- and %). No other special characters are used. It may be a mnemonic such as "H-DAYCMP" or "H-LIVQRT," or a sequential identifier such as "H-INTRV1" or "A-WHYNL1". Data item names are unique throughout the entire file (all 3 record types).

Size. Numeric. The size of a data item is given in characters. Indication of implied decimal places is provided in notes.

Begin. Numeric. Contains the location in the data record of the first character position of the data item field.

Decimal. Numeric. Contains the number of decimal places, where applicable.

The first line of each data item description begins with the character "D" (left-justified, two characters). The "D" flag indicates lines in the data dictionary containing the name, size, and begin position of each data item. This information can be used to help access the data file. The line beginning with the character "U" describes the universe for that item. Lines containing categorical value codes and labels follow next and begin with the character "V". The special character (.) denotes the start of the value labels. Examples of data item descriptions follow:

```
D H-DAYCMP      1      8
    Day interview complete
U All
V      -1 .Blank
V      1 .Sunday
V      2 .Monday
V      3 .Tuesday
V      4 .Wednesday
V      5 .Thursday
V      6 .Friday
V      7 .Saturday
V      8 .After interview
        .week
```

```
D A-WANTJB      1     171
    Item 24C - Does ... want a regular
                job now, either full or part-time
U NLFROT (I-24)=2
A-WANT JB (I-24C)=1 or 2
V      -1 .Not in universe
V      1 .Yes
V      2 .Maybe-it depends
V      3 .No
V      4 .Don't know
    Item 24D - What are the reasons
                ... is not looking for work
                (Multiple entries possible)
```

```
D A-WHYNL1      1     172
    Believes no work available
V      -1 .Not in universe
V      1 .Entry
```

Machine-Readable Data Dictionary Layout

Data dictionary lines are 46 characters. The character on the first position determines the type of lines. Each variable may have the following lines:

1. COMMENTS (" * ") lines
2. DATA DICTIONARY (" D ") ; line and DATA DESCRIPTION
3. UNIVERSE (" U ") lines
4. VALUE DESCRIPTION lines
5. One blank line at the end

FORMAT

"*" Line – Comments

- a. " * " in the first position indicates that this is a comment line. This line can appear any place in the dictionary. It will be used for short comments or to nullify any value codes.
- b. " ** " in the first two positions is also comments but it has additional meaning. It indicates this is a block of comments which will be applied to several variables.

"D" Line – Data Dictionary

This line contains the following information:

ID	"D"	COL.	1- 1
NAME	Variable name	COL.	3-10
SIZE	Size of data field	COL.	14-15
BEGIN	Begin position of data field	COL.	19-22
CATEGORY VALUE	Range of Values in parentheses	COL.	26-46

Text describing the variable will follow this "D" line. Use COL. 6-4 and repeat as many lines as necessary.

"U" Line – Universe Definition

This line contains the universe definition. Use COL. 3-46 and repeat as many lines as necessary.

ID	" U "	COL.	1- 1
DESCRIPTION	Universe description	COL.	3-46

(For continuation use COL. 3-46 and repeat as many lines as necessary.)

"V" Line – Value Definition

ID	" V "	COL.	1- 1
VALUE	Value code-right justified	COL.	3-12
.	" "	COL.	14
DESCRIPTION	Value description	COL.	15-46

Repeat COL. 14-46 format for continued value description.)

ATTACHMENT 6

Current Population Survey
Adult Interview Data Dictionary

DATA	SIZE	BEGIN	DATA	SIZE	BEGIN
D HSPAD1	1	1	V	12	.Other not HU
D HSPAD2	1	2	D H-FARM	1	11
D H-MONTH	2	3			Farm def'n - edited using urban/rural code
Month of survey			U All		From MST and CPS-1 Items 5A and 5B
U All			V	1	.Nonfarm
V	01-12	.Month	V	2	.Farm
D H-YEAR	1	5	D H-TYPINT	1	12
Year of survey - last digit					Item 13 - Type interview
U All			U All		
V	0-9	.Last digit of year	V	-1	.Blank or impossible
D H-MHNUM	1	6	V	1	.Noninterview
Household number			V	2	.Personal
U All			V	3	.Tel. - regular
V	-1	.Blank	V	4	.Tel. - callback
V	1-8	.Household number	V	5	.ICR filled
D H-CPSCHK	1	7	D H-RESPNM	1	13
Item 1 - Interviewer check item					Item 12 - Line no. HHLd resp.
U All			U All		
V	-1	.Blank	V	-1	.Blank or impossible
V	1	.Only CPS-1 for household	V	1-6	.Line no.
V	2	.First CPS-1 of continuation household	V	7	.Non HHLd resp.
V	3	.Second CPS-1 of continuation household	D H-AREASN	1	14
V	4	.Third, fourth, etc. CPS-1			Item 14 - Reason for type A
D H-DAYCMP	1	8	U H-HHTYPE=2		
Day interview complete			V	-1	.Not in universe
U All			V	1	.No one home
V	-1	.Blank	V	2	.Temporarily absent
V	1	.Sunday	V	3	.Refused
V	2	.Monday	V	4	.Other - occ.
V	3	.Tuesday	D H-ARACE	1	15
V	4	.Wednesday			Item 14 - Race for type A
V	5	.Thursday	U H-HHTYPE=2		
V	6	.Friday	V	-1	.Not in universe
V	7	.Saturday	V	1	.White
V	8	.After interview week	V	2	.Black
D H-LIVQRT	2	9	V	3	.Other
Item 4 - Type of living quarters (Recode)			D H-TYPEBC	2	16
U All					Item 15 - Type B/C
Housing unit			U H-HHTYPE=3		
V	01	.House, apt., flat	V	-1	.Not in universe
V	02	.HU in nontransient hotel, etc.	Type B		
V	03	.HU, perm., in trans. hotel, motel etc.	V	01	.Vacant - regular
V	04	.HU in rooming house	V	02	.Vacant - storage of HHLd furniture
V	05	.Mobile home or trailer with no permanent room added	V	03	.Temp occ. by persons with URE
V	06	.Mobile home or trailer with 1 or more perm. rooms added	V	04	.Unfit or to be demolished
V	07	.HU not specified above	V	05	.Under construction, not ready
Other unit			V	06	.Converted to temp. business or storage
V	08	.Qtrs not HU in rooming or boarding house	V	07	.Occ. by AF members or persons under 15
V	09	.Unit not perm. in trans. hotel, motel, etc.	V	08	.Unocc. tent or trailer site
V	10	.Tent or trailer site	V	09	.Permit granted, construction not started
V	11	.Student quarters in college dormitory	V	10	.Other
			Type C		
			V	11	.Demolished
			V	12	.House or trailer moved
			V	13	.Outside segment

CURRENT POPULATION SURVEY - ADULT INTERVIEW

REPRODUCED AT THE NATIONAL ARCHIVES

DATA SIZE BEGIN
V 14 .Converted to perm. business or
V .storage
V 15 .Merged
V 16 .Condemned
V 17 .Built after April 1, 1980
V 18 .Unused line of listing sheet
V 19 .Other
D H-SEASON 1 18
Item 16 - Seasonal status
U H-TYPEBC=1-3
V -1 .Not in universe
V 1 .Year round
V 2 .By migratory workers
V 3 .Seasonally
D H-OCCINT 1 19
Item 17 - This unit is intended for
occupancy
U H-SEASON=2 or 3 and H-LIVQRT=1-7
V -1 .Not in universe
V 1 .Summers only
V 2 .Winters only
V 3 .Other
D H-INTRV1 2 20
Interviewer code
Blank or impossible in any digit
interviewer code A00-M99 excluding IXX
V -1 .Blank
V 00 .A
V 01 .B
V 02 .C
V 03 .D
V 04 .E
V 05 .F
V 06 .G
V 07 .H
V 08 .J
V 09 .K
V 10 .L
V 11 .M
V 12 .N
V 13 .P
V 14 .Q
V 15 .R
V 16 .S
V 17 .T
V 18 .U
V 19 .V
V 20 .W
V 21 .X
V 22 .Y
V 23 .Z
D H-INTRV2 1 22
Interviewer Code - digit 2
V -1 .Blank
V 0-9 .Interviewer code digit 2
D H-INTRV3 1 23
Interviewer Code - digit 3
V -1 .Blank
V 0-9 .Interviewer code digit 3
D H-STATUS 1 24
Item 27B - HHLID status change -
replacement household
U All
V -1 .Blank
V 1 .Yes
V 2 .No
D H-TENURE 1 25
Tenure
U All

DATA SIZE BEGIN
V -1 .Not in universe
V 1 .Owned or being bought
V 2 .Rent
V 3 .No cash rent
D H-FAMINC 2 26
Family income
Note: If a nonfamily household
(H-FAMIND=0), income includes only
that of householder.
U All
V -1 .Not in universe
V 0 .Less than \$5,000
V 1 . \$5,000 to \$7,499
V 2 . \$7,500 to \$9,999
V 3 . \$10,000 to \$12,499
V 4 . \$12,500 to \$14,999
V 5 . \$15,000 to \$19,999
V 6 . \$20,000 to \$24,999
V 7 . \$25,000 to \$29,999
V 8 . \$30,000 to \$34,999
V 9 . \$35,000 to \$39,999
V 10 . \$40,000 to \$49,999
V 11 . \$50,000 to \$59,000
V 12 . \$60,000 to \$74,999
V 13 . \$75,000 and Over
V 19 .Not answered
D H-TELHHD 1 28
Telephone in household
U All (March, July, Nov. only)
V -1 .Not in universe (noninterview)
V 1 .Yes
V 2 .No
D H-TELAVL 1 29
Telephone available
U H-TELHHD=2 (March, July, Nov. only)
V -1 .Not in universe
V 1 .Yes
V 2 .No
D H-TELINT 1 30
Telephone interview acceptable
U H-TELHHD=1 or H-TELAVL=1 (March, July,
Nov. only)
V -1 .Not in universe
V 1 .Yes
V 2 .No
D H-PRSCNT 1 31
Item 30 - Number of contacts - actual
and attempted -- personal
U March, July, Nov. only
V -1 .Blank
V 1-6 .# of personal contacts
V .(6 = 6+)
D H-TELCNT 1 32
Item 30 - Number of contacts - actual
and attempted -- telephone
U March, July, Nov. only
V -1 .Blank
V 1-9 .# of telephone contacts
V .(9 = 9+)
D H-TIMINT 1 33
Item 31 - Time of interview
U March, July, Nov. only
V -1 .Blank
V 1 .Midnight to 6 A.M.
V 2 .6 to 9 A.M.
V 3 .9 A.m. to noon
V 4 .Noon to 3 P.M.

DATA	SIZE	BEGIN
V	5	.3 to 6 P.M.
V	6	.6 to 9 P.M.
V	7	.9 P.M. to midnight

* Household recodes *		

D H-HHTYPE	1	34
Type of household		
U All		
V	1	.Interview
V	2	.Type A non-interview
V	3	.Type B/C non-interview
D H-MIS	1	35
Month in sample		
U All		
V	1-8	.Month in sample
D H-NUMPER	2	36
Number of persons in household		
U All		
V	00	.Noninterview household
V	1-39	.Number of persons in HHL
D H-TYPE	1	38
Household type		
U All		
V	0	.Non-interview household
V	1	.Husband/wife primary family
V		.(neither husband or wife in
V		.Armed Forces)
V	2	.Husband/wife primary family
V		.(husband and/or wife in armed
V		.forces)
V	3	.Unmarried civilian male
V		.primary family householder
V	4	.Unmarried civilian female
V		.primary family householder
V	5	.Primary family household -
V		.reference person in
V		.Armed Forces and unmarried
V	6	.Civilian male primary
V		.individual
V	7	.Civilian female primary
V		.individual
V	8	.Primary individual household -
V		.reference person in Armed Forces
V	9	.Group quarters
D H-TYPERP	1	39
Type of reference person		
U H-HHTYPE=1		
V	0	.Not in universe
V	1	.Civilian
V	2	.Armed Forces
V	3	.Group quarters
D H-NUMFAM	2	40
Number of families in HHL		
U H-HHTYPE=1		
V	00	.Not in universe
V	00-39	.Number of families
D H-HHSEQ	2	42
Householder sequence number		
(reference person)		
(Will be first adult record for		
group quarters)		
U H-HHTYPE=1		
V	00	.Not in universe
V	01-39	.Sequence number
D H-MSTIND	5	44
Master segment tape index		

DATA	SIZE	BEGIN
Unique segment identifier		
D H-HHWGT	9	49 2
Household weight (2 implied		
decimal places)		
Final household weight equivalent to		
the weight of the wife in husband-wife		
households and the reference person		
in all other households		

* Allocation flags *		

D HXTENURE	1	58
V	0	.No change
V	1	.Value to blank
V	4	.Allocated
D HXFAMINC	1	59
V	0	.No change
V	2	.Blank to value
V	6	.Refusal to value, allocated,
V		.no error
D HXRACE	1	60
V	0	.No change
V	1	.Value to blank
V	4	.Allocated
D HXCPSCHK	1	61
V	0	.No change
V	2	.Blank to value
D HXDAYCMP	1	62
V	0	.No change
V	2	.Blank to value
D HXHHNUM	1	63
V	0	.No change
V	2	.Blank to value
V	8	.Blank to NA - error
D HXINTRV	1	64
V	0	.No change
V	2	.Blank to value
D HXLIVQRT	1	65
V	0	.No change
V	4	.Allocated
V	7	.Blank to NA - no error
D HXOCCINT	1	66
V	0	.No change
V	1	.Value to blank
V	4	.Allocated
D HXRESPNM	1	67
V	0	.No change
V	2	.Blank to value
D HXSEASON	1	68
V	0	.No change
V	1	.Value to blank
V	4	.Allocated
D HXSTATUS	1	69
V	0	.No change
V	1	.Value to blank
V	2	.Blank to value
V	3	.Value to value
V	8	.Blank to NA - error

CURRENT POPULATION SURVEY - ADULT INTERVIEW

REPRODUCED AT THE NATIONAL ARCHIVES

DATA	SIZE	BEGIN
D HXAREASN	1	70
V	0	.No change
V	1	.Value to blank
D HXTYPEBC	1	71
V	0	.No change
V	1	.Value to blank
D HXTELHHD	1	72
V	0	.No change
V	1	.Value to blank
V	4	.Allocated
D HXTELAVL	1	73
V	0	.No change
V	1	.Value to blank
V	4	.Allocated
D HXTELINT	1	74
V	0	.No change
V	1	.Value to blank
V	4	.Allocated
D HXPRSCNT	1	75
V	0	.No change
V	2	.Blank to value
D HXTIMINT	1	76
V	0	.No change
V	2	.Blank to value
D HXTELCNT	1	77
V	0	.No change
V	7	.Blank to NA - no error

 * Master Segment Tape (M.S.T.) items *
 * for M.S.T. variables whose ranges are *
 * not defined here, see geographic *
 * appendix to this DDL. *

D HG-REG	1	78
	Region	
V	1	.Northeast
V	2	.Midwest
V	3	.South
V	4	.West
D HG-ST60	2	79
	1960 Census state code (first digit = geog. division code)	
	Northeast Region (Region 1)	
	New England Division (Div. 1)	
V	11	.Maine
V	12	.New Hampshire
V	13	.Vermont
V	14	.Massachusetts
V	15	.Rhode Island
V	16	.Connecticut
	Middle Atlantic Division (Div. 2)	
V	21	.New York
V	22	.New Jersey
V	23	.Pennsylvania
	Midwest Region (Region 2)	
	East North Central Division (Div. 3)	
V	31	.Ohio
V	32	.Indiana
V	33	.Illinois
V	34	.Michigan
V	35	.Wisconsin
	West North Central Division (Div. 4)	
V	41	.Minnesota
V	42	.Iowa
V	43	.Missouri
V	44	.North Dakota

DATA	SIZE	BEGIN
V	45	.South Dakota
V	46	.Nebraska
V	47	.Kansas
	South Region (Region 3)	
	South Atlantic Division (Div. 5)	
V	51	.Delaware
V	52	.Maryland
V	53	.District of Columbia
V	54	.Virginia
V	55	.West Virginia
V	56	.North Carolina
V	57	.South Carolina
V	58	.Georgia
V	59	.Florida
	East South Central Division (Div. 6)	
V	61	.Kentucky
V	62	.Tennessee
V	63	.Alabama
V	64	.Mississippi
	West South Central Division (Div. 7)	
V	71	.Arkansas
V	72	.Louisiana
V	73	.Oklahoma
V	74	.Texas
	West Region (Region 4)	
	Mountain Division (Div. 8)	
V	81	.Montana
V	82	.Idaho
V	83	.Wyoming
V	84	.Colorado
V	85	.New Mexico
V	86	.Arizona
V	87	.Utah
V	88	.Nevada
	Pacific Division (Div. 9)	
V	91	.Washington
V	92	.Oregon
V	93	.California
V	94	.Alaska
V	95	.Hawaii
D HG-STRN	2	81
	1980 State rank	
	(See Geographic Appendix)	
D HG-FIPS	2	83
	FIPS State code	
	(See Geographic Appendix)	
D HG-MSAS	1	85
	MSA status	
V	1	.In MSA, in CC
V	2	.In MSA, not in CC
V	3	.Not in MSA
V	4	.Not identified
D HG-MSAC	4	86
	MSA or PMSA FIPS code	
V	0000	.Not MSA/PMSA, not identified
V	0040-9340	.MST/PMSA code
	(See Geographic Appendix)	
D HG-PMSA	2	90
	PMSA rank	
V	00	.Not a PMSA, not identified
V	01-12	.Ranking of PMSA within its CMSA
	(See Geographic Appendix)	
D HG-MSAR	3	92
	MSA or CMSA rank	
V	000	.Not an MSA, not identified
V	001-252	.Ranking of MSAs or CMSAs by population
	(See Geographic Appendix)	

DATA SIZE BEGIN

D HG-MSSZ 2 95
MSA size
First character -- padding
Second character -- pop. size MSA/CMSA
V 1 .Not identified, not an MSA
V 2 .100,000 - 249,999
V 3 .250,000 - 499,999
V 4 .500,000 - 999,999
V 5 .1 million - 2,499,999
V 6 .2.5 million - 4,999,999
V 7 .5 million - 9,999,999
V 8 .10 million or more

D HG-CMSA 2 97
V 00 .Not in CMSA, not identified
V 07-91 .CMSA code
(See Geographic Appendix)

D H-METSTA 1 99
V 1 .Metropolitan
V 2 .Nonmetropolitan
V 3 .Not identified

D H-INDVCC 1 100
Individual central city identifier
(See Geographic Appendix)

D H-RECTYP 1 101
V 1 .Interviewed adult
V 2 .Type A noninterview
V 3 .Type B/C noninterview
V 4 .Armed Forces record
V 5 .Childrens record

D H-ID 12 102
Unique household identifier

D A-LINENO 2 114
Item 18A - Line number
U All
V 01-39 .Line number

D A-RRP 2 116
Item 18B - Relationship to
reference person
U All
V 1 .Reference person with other
.relatives in HHLd
V 2 .Reference person with no other
.relatives in HHLd
V 3 .Husband
V 4 .Wife
V 5 .Own child
V 6 .Parent
V 7 .Brother/sister
V 8 .Other Relative of Reference
.person
V 9 .Non-relative of reference
.person with own relatives in HHLd
V 10 .Non-relative of reference
.person-no own relatives in HHLd

D A-PARENT 2 118
Item 18C - Parent's line number
U All
V 00 .None
V 01-39 .Parent's line number

D A-AGE 2 120
Item 18D - Age
U All
V 15-90 .Adult age (Age topcoded
.at 90)

D A-MARITL 1 122
Item 18E - Marital status

DATA SIZE BEGIN

U All
V 1 .Married - civilian spouse
.present
V 2 .Married - AF spouse present
V 3 .Married - spouse absent
(Exc. separated)
V 4 .Widowed
V 5 .Divorced
V 6 .Separated
V 7 .Never married

D A-SPOUSE 2 123
Item 18F - Spouse's line number
U All
V 00 .None
V 01-39 .Spouse's line number

D A-SEX 1 125
Item 18G - Sex
U All
V 1 .Male
V 2 .Female

D A-VET 1 126
Item 18G - Veteran status
U All
V 1 .Vietnam era
V 2 .Korean War
V 3 .World War II
V 4 .World War I
V 5 .Other service
V 6 .Nonveteran

D A-HGA 2 127
Item 18h - Highest grade attended
U All
V 00 .None
V 01 .E1
V 02 .E2
V 03 .E3
V 04 .E4
V 05 .E5
V 06 .E6
V 07 .E7
V 08 .E8
V 09 .H1
V 10 .H2
V 11 .H3
V 12 .H4
V 13 .C1
V 14 .C2
V 15 .C3
V 16 .C4
V 17 .C5
V 18 .C6+

D A-HGC 1 129
Item 18i - Grade completed
U All
V 1 .Yes
V 2 .No

D A-RACE 1 130
Item 18J - Race
U All
V 1 .White
V 2 .Black
V 3 .Amer Indian, Aleut Eskimo
V 4 .Asian or Pacific Island
V 5 .Other

CURRENT POPULATION SURVEY - ADULT INTERVIEW

DATA SIZE BEGIN

D A-MAJACT 1 131
 Item 19 - What was ... doing most
 of last week

U ALL

V 1 .Working
 V 2 .With job but not at work
 V 3 .Looking for work
 V 4 .Keeping house
 V 5 .Going to school
 V 6 .Unable to work
 V 7 .Retired
 V 8 .Other

D A-ANYWK 1 132
 Item 20 - Did ... do any work at
 all last week, not counting work
 around the house

U A-MAJACT (I-19)=2,3,4,5,7 or 8 (NE 1,6)

V -1 .Not in universe
 V 1 .Yes
 V 2 .No

D A-HRS1 2 133
 Item 20a - How many hours did ...
 work last week at all jobs

U A-MAJACT (I-19)=1 or A-ANYWK (I-20)=Yes

V -1 .Not in universe
 V 00:99 .Number of hours

D A-HRSCHK 1 135
 Item 20B - Interviewer check of
 item 20A

U Same as A-HRS1 (I-20A)

V -1 .Not in universe
 V 1 .49+
 V 2 .1-34
 V 3 .35-48

D A-USLFT 1 136
 U A-HRSCHK (I-20B)=2
 Item 20C - Does ... usually work
 35 hours or more a week at this
 job (Part 1)

V -1 .Not in universe
 V 1 .Yes
 V 2 .No

D A-FTREAS 2 137
 Item 20C - Does ... usually work
 35 Hours or more a week at this
 job (Part 2)

U A-HRSCHK (I-20B)=2

V -1 .Not in universe
 V 1 .Slack work
 V 2 .Material shortage
 V 3 .Plant or machine repair
 V 4 .New job started during week
 V 5 .Job terminated during week
 V 6 .Could find only part time work
 V 7 .Holiday
 V 8 .Labor dispute
 V 9 .Bad weather
 V 10 .Own illness
 V 11 .On vacation
 V 12 .Too busy with house, school,
 V .etc.
 V 13 .Did not want full time work
 V 14 .Full-time work weeks < 35 hrs
 V 15 .Other

D A-LOSTIM 1 139
 Item 20D - Did ... lose any time or
 take any time off last week for any
 reason such as illness, holiday or
 slack work

U A-HRSCHK (I-20B)=3

DATA SIZE BEGIN

V -1 .Not in universe
 V 1 .Yes
 V 2 .No

D A-OVRTIM 1 140
 Item 20E - Did ... work any overtime
 or at more than one job last week

U A-LOSTIM (I-20D)=2

V -1 .Not in universe
 V 1 .Yes
 V 2 .No

D A-JOBABS 1 141
 Item 21 - Did ... have a job or
 business from which he/she was
 temporarily absent or on layoff
 last week

U A-ANYWK (I-20)=2

V -1 .Not in universe
 V 1 .Yes
 V 2 .No

D A-WHYABS 1 142
 Item 21A - Why was ... absent from
 work last week

U A-JOBABS (I-21)=1

V -1 .Not in universe
 V 1 .Own illness
 V 2 .On vacation
 V 3 .Bad weather
 V 4 .Labor dispute
 V 5 .New job to begin within
 V .30 days
 V 6 .Temporary layoff (Under 30
 V .days)
 V 7 .Indefinite layoff (30 days or
 V .more)
 V 8 .Other

D A-PAYABS 1 143
 Item 21B - Is ... receiving wages
 or salary for any of the time off
 last week

U A-WHYABS (I-21A)=1-4,8

V -1 .Not in universe
 V 1 .Yes
 V 2 .No
 V 3 .Self-employed

D A-FTABS 1 144
 Item 21C - Does ... usually work 35
 hours or more a week at this job

U A-WHYABS (I-21A)=1-4,8

V -1 .Not in universe
 V 1 .Yes
 V 2 .No

D A-LKWK 1 145
 Item 22 - Has ... been looking for
 work during the past 4 weeks

U A-JOBABS (I-21)=2

V -1 .Not in universe
 V 1 .Yes
 V 2 .No

 * Item 22A - What has ... been doing in *
 * the last 4 weeks to find work *
 * Method use - Multiple entries possible*

D A-MTHD1 1 146
 Checked with public employment agency

U A-LKWK (I-22)=1

V -1 .Not in universe
 V 1 .Entry

DATA	SIZE	BEGIN	DATA	SIZE	BEGIN
D A-MTHD2	1	147	V	2	.No
Checked with private employment agency			D A-WHYNA	1	158
U A-LKWK (I-22)=1			Item 22E2 - Why not		
V	-1	.Not in universe	U A-AVAIL (I-22E1)=2		
V	1	.Entry	V	-1	.Not in universe
D A-MTHD3	1	148	V	1	.Already has a job
Checked with employer directly			V	2	.Temporary illness
U A-LKWK (I-22)=1			V	3	.Going to school
V	-1	.Not in universe	V	4	.Other
V	1	.Entry	D A-WHENLJ	1	159
D A-MTHD4	1	149	Item 22F - When did ... last work at a full-time job or business lasting 2 consecutive weeks or more		
Checked with friends or relatives			U Same as A-WKSLK (I-22C)		
U A-LKWK (I-22)=1			V	-1	.Not in universe
V	-1	.Not in universe	V	1	.In last 12 months
V	1	.Entry	V	2	.1-5 years ago
D A-MTHD5	1	150	V	3	.More than 5 years ago
Placed or answered ads			V	4	.Never worked full time 2 weeks or more
U A-LKWK (I-22)=1			V	5	.Never worked at all
V	-1	.Not in universe	D A-IND	3	160
V	1	.Entry	Item 23B - Industry		
D A-MTHD6	1	151	U A-CLSWKR=1-7		
Nothing			V	-1	.Not in universe
U A-LKWK (I-22)=1			V	000	.Old not in universe
V	-1	.Not in universe	V	002-992	.Legal code
V	1	.Entry	*****		
D A-MTHD7	1	152	* See industry and occupation code *		
Other			* appendix for list of legal codes *		
U A-LKWK (I-22)=1			*****		
V	-1	.Not in universe	D A-OCC	3	163
V	1	.Entry	Item 23C - Occupation		
D A-WHYLK	1	153	U A-CLSWKR=1-7		
Item 22B - Why did ... start looking for work was it because ...			V	-1	.Not in universe
U A-LKWK (I-22)=1 or A-WHYABS (I-21A)=5			V	000	.Old not in universe
V	-1	.Not in universe	V	003:993	.Legal code
V	1	.Lost job	D A-CLSWKR	1	166
V	2	.Quit job	Item 23E - Class of worker		
V	3	.Left school	U A-LFSR=1-4 or A-LFSR=5-7 and A-NLFROT=2 and A-NLFLJ=1-5		
V	4	.Wanted temporary work	V	-1	.Not in universe
V	5	.Change in home or family responsibilities	V	1	.Private
V	6	.Left military service	V	2	.Federal government
V	7	.Other	V	3	.State government
D A-WKSLK	2	154	V	4	.Local government
Item 22C - 1) How many weeks has ... been looking for work 2) how many weeks ago did ... start looking 3) how many weeks ago was ... laid off			V	5	.Self-employed-incorporated
U A-WHYLK (I-22B)=ENTRY or A-WHYABS (I-21A)=6 or 7			V	6	.Self-employed-not incorporated
V	-1	.Not in universe	V	7	.Without pay
V	00-99	.Entry	V	8	.Never worked
D A-LKFTPT	1	156	D A-CHKWJ	1	167
Item 22D - Has ... been looking for full-time or part-time work			Item 23F - Interviewer check item		
U Same as A-WKSLK (I-22C)			U A-CLSWKR (I-23E)=ENTRY		
V	-1	.Not in universe	V	-1	.Not in universe
V	1	.Full-time	V	1	.Entry (or NA) in I20A and P,F,S or L in I23E
V	2	.Part-time	V	2	.Entry (or NA) in I23B and P,F,S or L in I23E
D A-AVAIL	1	157	V	3	.All other cases
Item 22E1 - Could ... have taken a job if one had been offered			D A-NLFROT	1	168
U Same as A-WKSLK (I-22C)			Item 24 - Interviewer check item - first digit of segment #		
V	-1	.Not in universe	U A-LKWK (I-22)=2		
V	1	.Yes	V	-1	.Not in universe
			V	1	.Continuing rotations
			V	2	.Outgoing rotations

CURRENT POPULATION SURVEY - ADULT INTERVIEW

REPRODUCED AT THE NATIONAL ARCHIVES

DATA SIZE BEGIN

D A-NLFLJ 1 169
Item 24A - When did ... last work
for pay at a regular job or business,
either full-time or part-time

U A-NLFROT (I-24)=2
V -1 .Not in universe
V 1 .Within past 12 months
V 2 .1 Up to 2 years ago
V 3 .2 Up to 3 years ago
V 4 .3 Up to 4 years ago
V 5 .4 Up to 5 years ago
V 6 .5 or more years ago
V 7 .Never worked

D A-WHYLFT 1 170
Item 24B - Why did ... leave that job

U A-NLFLJ (I-24A)=1-5
V -1 .Not in universe
V 1 .Personal, family or school
V 2 .Health
V 3 .Retirement or old age
V 4 .Seasonal job completed
V 5 .Slack work or business
conditions
V 6 .Temporary nonseasonal job
completed
V 7 .Unsatisfactory work arrangements
V 8 .Other

D A-WANTJB 1 171
Item 24C - Does ... want a regular
job now, either full or part-time

U A-NLFROT (I-24)=2
V -1 .Not in universe
V 1 .Yes
V 2 .Maybe-it depends
V 3 .No
V 4 .Don't know

* Item24D - What are the reasons ... is *
* not looking for work *
* (Multiple entries possible) *

D A-WHYNL1 1 172
Believes no work available

U A-WANTJB (I-24C)=1 or 2
V -1 .Not in universe
V 1 .Entry

D A-WHYNL2 1 173
Couldn't find any work

U A-WANTJB (I-24C)=1 or 2
V -1 .Not in universe
V 1 .Entry

D A-WHYNL3 1 174
Lacks nec. schooling, etc.

U A-WANTJB (I-24C)=1 or 2
V -1 .Not in universe
V 1 .Entry

D A-WHYNL4 1 175
Employers think too young or too old

U A-WANTJB (I-24C)=1 or 2
V -1 .Not in universe
V 1 .Entry

D A-WHYNL5 1 176
Other personal handicap in finding job

U A-WANTJB (I-24C)=1 or 2
V -1 .Not in universe
V 1 .Entry

DATA SIZE BEGIN

D A-WHYNL6 1 177
Can't arrange child care

U A-WANTJB (I-24C)=1 or 2
V -1 .Not in universe
V 1 .Entry

D A-WHYNL7 1 178
Family responsibilities

U A-WANTJB (I-24C)=1 or 2
V -1 .Not in universe
V 1 .Entry

D A-WHYNL8 1 179
In school or other training

U A-WANTJB (I-24C)=1 or 2
V -1 .Not in universe
V 1 .Entry

D A-WHYNL9 1 180
Ill health

U A-WANTJB (I-24C)=1 or 2
V -1 .Not in universe
V 1 .Entry

D A-WHYNLA 1 181
Other

U A-WANTJB (I-24C)=1 or 2
V -1 .Not in universe
V 1 .Entry

D A-WHYNLB 1 182
Don't know

U A-WANTJB (I-24C)=1 or 2
V -1 .Not in universe
V 1 .Entry

D A-INTEND 1 183
Item 24E - Does ... intend to look
for work of any kind in the next
12 months

U A-NLFROT (I-24)=2
V -1 .Not in universe
V 1 .Yes
V 2 .It depends
V 3 .No
V 4 .Don't know

* Edited Earnings Items *

D A-EARNRT 1 184
Item 25 - Interviewer check item

U A-CHKWJ (I-23F)=1 or 2
V -1 .Not in universe
V 1 .MIS 1,2,3,5,6,7
V 2 .MIS 4, 8

D A-USLHRS 2 185
Item 25A - How many hours per week
does ... usually work at this job

U EARNRT (I-25)=2
V -1 .Not in universe
V 00-99 .Entry

D A-HRLYWK 1 187
Item 25B - Is ... paid by the hour
on this job

U A-EARNRT (I-25)=2
V -1 .Not in universe
V 1 .Yes
V 2 .No

DATA SIZE BEGIN
D A-UNMEM 1 188
Item 25E - On this job, is ... a member of a labor union or of an employee association similar to a union
U A-EARNRT (I-25)=2
V -1 .Not in universe
V 1 .Yes
V 2 .No
D A-UNCOV 1 189
Item 25F - On this job, is ... covered by a union or employee association contract
U A-UNMEM (I-25E)=2
V -1 .Not in universe
V 1 .Yes
V 2 .No
D A-ENRCHK 1 190
Item 26 - Interviewer check item
U All
V 1 .This person is 16-24 years of age
V 2 .All others
D A-ENRLW 1 191
Item 26A1 - Last week was ... attending or enrolled in a high school, college or university
U A-ENRCHK (I-26)=1
V -1 .Not in universe
V 1 .Yes
V 2 .No
D A-MSCOL 1 192
Item 26A2
U A-ENRLW (I-26A1)=1
V -1 .Not in universe
V 1 .High school
V 2 .College or university
D A-FTPT 1 193
Item 26B - Is ... enrolled in school as a full-time or part-time student
U A-ENRLW (I-26A1)=1
V -1 .Not in universe
V 1 .Full time
V 2 .Part time

* Adult Recodes *

D A-REORGN 2 194
Item 18K - Origin
U All
V 1 .Mexican American
V 2 .Chicano
V 3 .Mexican (Mexicano)
V 4 .Puerto Rican
V 5 .Cuban
V 6 .Central or South American
V 7 .Other Spanish
V 8 .All other
V 9 .Don't know
V 10 .NA
D A-EXPRRP 2 196
Expanded relationship code
U All
V 1 .Reference person with relatives
V 2 .Reference person without relatives
V 3 .Husband
V 4 .Wife

DATA SIZE BEGIN
V 5 .Natural/adopted child
V 6 .Step child
V 7 .Grandchild
V 8 .Parent
V 9 .Brother/sister
V 10 .Other relative
V 11 .Foster child
V 12 .Nonrelative with relatives
V 13 .Partner/roommate
V 14 .Nonrelative without relatives
D A-LFSR 1 198
Labor force status recode
U All
V 1 .Working
V 2 .With job, not at work
V 3 .Unemployed, looking for work
V 4 .Unemployed, on layoff
V 5 .NILF - working w/o pay < 15 hrs
V .Temp. absent from w/o pay job
V 6 .NILF - unavailable
V 7 .Other NILF
D A-UNTYPE 1 199
Reason for unemployment
U A-LFSR=3 or 4
V -1 .Not in universe
V 1 .Job loser - on layoff
V 2 .Other job loser
V 3 .Job leaver
V 4 .Re-entrant
V 5 .New entrant
D A-NLFREA 2 200
Current activity/reason not looking for NILF reason
U LFSR=5, 6 or 7 and MIS=4 or 8
V -1 .Not in universe
V 1 .School
V 2 .Ill, disabled
V 3 .Keeping house
V 4 .Retired or old age
V 5 .No desire
V 6 .Employers think too young or old
V 7 .Lacks education or training
V 8 .Other personal reason
V 9 .Could not find work
V 10 .Thinks no job available
V 11 .Other
D A-WKSTAT 1 202
Full/part-time status
U All
V 1 .Not in labor force
V 2 .Full-time schedules
V 3 .Part-time for economic reasons, usually full-time
V 4 .Part-time for non-economic reasons, usually part-time
V 5 .Part-time for economic reasons, usually part-time
V 6 .Unemployed full-time
V 7 .Unemployed part-time
D A-EXPLF 1 203
Experienced labor force employment status
U LFSR=1-4 and A-COW NE 8
V -1 .Not in experienced labor force
V 1 .Employed
V 2 .Unemployed

CURRENT POPULATION SURVEY - ADULT INTERVIEW

REPRODUCED AT THE NATIONAL ARCHIVES

DATA SIZE BEGIN

D A-WKSCH 1 204
Labor force by time worked or lost
U LFSR=1-4
V -1 .Not in universe
V 1 .At work
V 2 .With job, not at work
V 3 .Unemployed, seeks full-time
V 4 .Unemployed, seeks part-time

D A-CIVLF 1 205
Civilian labor force
U LFSR=1-4
V -1 .Not in universe
V 1 .In universe

D A-FTLF 1 206
Full-time labor force
U LFSR=1-4 and Full-time
V -1 .Not in universe
V 1 .In universe

D A-EMPHRS 2 207
Reasons not at work or hours at work
U LFSR=1 or 2
V -1 .Not in universe
With a job, but not at work
V 01 .Illness
V 02 .Vacation
V 03 .Bad weather
V 04 .Labor dispute
V 05 .All other
At work
V 06 .1-4 hours
V 07 .5-14 hours
V 08 .15-21 hours
V 09 .22-29 hours
V 10 .30-34 hours
V 11 .35-39 hours
V 12 .40 hours
V 13 .41-47 hours
V 14 .48 hours
V 15 .49-59 hours
V 16 .60 hours or more

D A-PTHRS 2 209
At work 1-34 hours by hours at work
U LFSR=1 and I20A<35
V -1 .Not in universe
V 00 .Usually full-time, part-time
V .for non-economic reasons
Usually work full-time, part-time
for economic reasons
V 01 .1-4 hours
V 02 .5-14 hours
V 03 .15-29 hours
V 04 .30-34 hours
Usually work part-time, economic reasons
V 05 .1-4 hours
V 06 .5-14 hours
V 07 .15-29 hours
V 08 .30-34 hours
Usually work part-time, noneconomic reasons
V 09 .1-4 hours
V 10 .5-14 hours
V 11 .15-29 hours
V 12 .30-34 hours

D A-PTREA 2 211
Detailed reason for part-time
U LFSR=1 and I20A < 35
V -1 .Not in universe
Usually work full-time
V 01 .Slack work
V 02 .Material shortages, plant
V .repair
V 03 .New job started

DATA SIZE BEGIN

V 04 .Job terminated
V 05 .Holiday
V 06 .Labor dispute
V 07 .Bad weather
V 08 .Own illness
V 09 .On vacation
V 10 .All other
Usually work part-time
V 11 .Slack work
V 12 .Could find only part-time
V 13 .Own illness
V 14 .Too busy or did not want
V .full-time
V 15 .Full-time under 35 hours
V 16 .Other

D A-ABSREA 2 213
Reason not at work and pay status
U LFSR=2
V -1 .Not in universe
Usually work full-time paid
V 01 .Vacation
V 02 .Illness
V 03 .All other
Not paid
V 04 .Vacation
V 05 .Illness
V 06 .All other
Usually work part-time paid
V 07 .Vacation
V 08 .Illness
V 09 .All other
Not paid
V 10 .Vacation
V 11 .Illness
V 12 .All other

D A-AG-NA 1 215
V -1 .Not in universe
U All
V 1 .Agriculture industry
V 2 .Nonagriculture industry

D A-MJIND 2 216
Major industry code
U A-CLSWKR=1-7
V -1 .Not in universe
V 01 .Agriculture
V 02 .Mining
V 03 .Construction
Manufacturing
V 04 .Manufacturing-durable goods
V 05 .Manufacturing-nondurable goods
Transportation,communications,and other
public utilities
V 06 .Transportation
V 07 .Communications
V 08 .Utilities and sanitary services
Wholesale and retail trade
V 09 .Wholesale trade
V 10 .Retail trade
V 11 .Finance,insurance and real
V .estate
Services (12-20)
V 12 .Private household
Miscellaneous services
V 13 .Business and repair
V 14 .Personal services, except
V .private household
V 15 .Entertainment
Professional and related services
V 16 .Hospital
V 17 .Medical, except hospital
V 18 .Educational
V 19 .Social services

DATA SIZE BEGIN
 V 20 .Other professional
 V 21 .Forestry and fisheries
 V 22 .Public administration
 V 23 .Armed Forces
 D A-DTIND 2 218
 Detailed industry code
 See industry and occupation code
 appendix for list of legal codes
 U A-CLSWKR=1-7
 D A-MJOCC 2 220
 Major occupation code
 U A-CLSWKR=1-7
 V -1 .Not in universe
 Managerial and professional
 V 01 .Executive, admin. and
 V .managerial
 V 02 .Professional specialty
 Technical, sales and admin. support
 V 03 .Technicians and related support
 V 04 .Sales
 V 05 .Administrative support,
 V .including clerical
 Service
 V 06 .Private household
 V 07 .Protective service
 V 08 .Other service
 V 09 .Precision production, craft and
 V .repair
 Operators, fabricators and laborers
 V 10 .Machine operators, assemblers
 V .and inspectors
 V 11 .Transportation and material
 V .moving
 V 12 .Handlers, equip. cleaners, etc.
 V 13 .Farming, forestry and fishing
 V 14 .Armed Forces
 V 15 .No previous experience - never
 V .worked
 D A-DTOCC 2 222
 Detailed occupation code
 See industry and occupation code
 appendix for list of legal codes
 U A-CLSWKR=1-7
 D A-ERNEL 1 224
 Earnings eligibility flag
 U All
 V 0 .Not earnings eligible
 V 1 .Earnings eligible
 D A-IOELIG 1 225
 U All
 Industry and occupation eligibility
 flag
 V 0 .Not I and O eligible
 V 1 .I and O eligible
 D A-DSCWK 1 226
 Discouraged worker flag
 U All
 V 0 .Non-discouraged worker
 V 1 .Discouraged worker
 D A-DTCLWK 2 227
 Detailed class of worker
 U A-CLSWKR=1-7
 V -1 .Not in universe
 V 00 .Old Not in universe
 Agriculture wage and salary
 V 01 .Private
 V 02 .Government
 V 03 .Self-employed
 V 04 .Unpaid family

DATA SIZE BEGIN
 Non-agriculture wage and salary
 Private industry
 V 05 .Private household
 V 06 .Other private
 Government
 V 07 .Federal
 V 08 .State
 V 09 .Local
 V 10 .Self-employed
 V 11 .Unpaid family
 D A-EMP 1 229
 Employed persons (excluding farm
 workers and private household workers)
 U All
 V -1 .Not in universe
 V 1 .In Universe
 D A-NAGWS 1 230
 U All
 Non agricultural wage and salary
 workers
 V -1 .Not in universe
 V 1 .In Universe
 D A-RCOW 1 231
 U All
 Class of worker recode
 V -1 .Not in universe
 V 1 .Private
 V 2 .Federal
 V 3 .State
 V 4 .Local
 V 5 .Se-uninc.
 V 6 .Without pay
 V 7 .Never worked
 D A-NCAGPWS 1 232
 U All
 Nonagricultural private wage and
 salary workers (Except private
 household)
 V -1 .Not in universe
 V 1 .In universe
 D A-HERNTP 4 233
 Hourly earnings top code
 V -1 .Not in universe
 V 0-9999 .Hourly earnings value
 V .(2 implied decimal places)
 D A-WERNTP 4 237
 Weekly earnings top code
 V -1 .Not in universe
 V 0-1927 .Weekly earnings value
 D A-HERNTF 1 241
 Hourly earnings top code flag
 V -1 .Not in universe
 V 0 .Not top coded
 V 1 .Top coded
 D A-WERNTF 1 242
 Weekly earnings top code flag
 V -1 .Not in universe
 V 0 .Not top coded
 V 1 .Top coded
 D A-FERNTP 4 243
 Family earnings top code
 V -1 .Not in primary family or
 V .not in universe
 V 0000-9999 .Family earnings value

CURRENT POPULATION SURVEY - ADULT INTERVIEW

REPRODUCED AT THE NATIONAL ARCHIVES

DATA	SIZE	BEGIN
D A-FERNTF	1	247
Family earnings top code flag		
V	-1	.Not in universe
V	0	.Not top codes
V	1	.Top Coded

* Adult Weights *		

D A-FNLWGT	8	248 2
Adults final weight (2 implied decimal places)		
U All		
D A-ECRNLWT	8	256 2
Earnings/not in labor force weight (2 implied decimal places)		
U H-MIS=4 or 8		
D A-VETWGT	8	264 2
Veteran's weight (2 implied decimal places) family recodes		
U All		
D A-FAMNUM	2	272
Family number		
U All		
V	00	.Not a family member
V	01	.Primary family member only
V	02-19	.Subfamily member
D A-FAMTYP	1	274
Family type		
U All		
V	1	.Primary family
V	2	.Primary individual
V	3	.Related subfamily
V	4	.Unrelated subfamily
V	5	.Secondary Individual
D A-FANREL	1	275
Family relationship		
U All		
V	0	.Not a family member
V	1	.Reference person
V	2	.Spouse
V	3	.Child
V	4	.Other relative (primary family and unrelated subfamily only)
D A-PFNOCD	1	276
Number of own children < 18 in primary family		
U All		
V	0	.Not in primary family
V	1	.No children
V	2	.1 child
V	3	.2 children
V	4	.3 children
V	5	.4 children
V	6	.5 children
V	7	.6 children
V	8	.7 children
V	9	.8+ children
D A-PFPRCD	2	277
Presence of own children < 18 in primary family.		
U All		
V	0	.Not in primary family
V	1	.No children < 18 years old
V	2	.All children 0-2 years old
V	3	.All children 3-5 years old
V	4	.All children 6-13 years old

DATA	SIZE	BEGIN
V	5	.All children 14-17 years old
V	6	.Children 0-2 and 3-5
V		.(none 6-17)
V	7	.Children 0-2 and 6-13
V		.(none 3-5 or 14-17)
V	8	.Children 0-2 and 14-17
V		.(none 3-13)
V	9	.Children 3-5 and 6-13
V		.(none 0-2 or 14-17)
V	10	.Children 3-5 and 14-17
V		.(none 0-2 or 6-13)
V	11	.Children 6-13 and 14-17
V		.(none 0-5)
V	12	.Children 0-2, 3-5 and 6-13
V		.(none 14-17)
V	13	.Children 0-2, 3-5 and 14-17
V		.(none 6-13)
V	14	.Children 0-2, 6-13 and 14-17
V		.(none 3-5)
V	15	.Children 3-5, 6-13 and 14-17
V		.(none 0-2)
V	16	.Children from all age groups
D A-PFREL	1	279
Primary family relationship		
V	0	.Not in primary family
U All		
V	1	.Husband
V	2	.Wife
V	3	.Own child
V	4	.Other relative
V	5	.Unmarried reference person
D A-PFSIZE	2	280
Size of primary family		
U All		
V	00	.Not in primary family
V	02-39	.Number individuals
V		.(A-FAMTYP = 1 or 3)
D A-PFHAG	1	282
Age of primary family householder		
U All		
V	0	.Not a family member
V	1	.< 25 years old
V	2	.25-44 years old
V	3	.45-54 years old
V	4	.55-64 years old
V	5	.65+ years old
D A-LFESM	1	283
Labor force and earner status (male) of husband of primary family or male householder		
U All		
V	0	.Not in primary family/no male
V	1	.Employed earner
V	2	.Self-employed
V	3	.Without pay
V	4	.Unemployed
V	5	.Not in labor force
V	6	.Armed Forces
D A-LFESF	1	284
Labor force and earner status (female) of wife of primary family or female householder		
U All		
V	0	.Not in primary family/no female
V	1	.Employed earner
V	2	.Self-employed
V	3	.Without pay
V	4	.Unemployed
V	5	.Not in labor force
V	6	.Armed Forces

DATA SIZE BEGIN
D A-PFWS 1 285
Primary family earners wage and salary status (16+)
U All
V -1 .Not in primary family
V 0 .Not in primary family
V 1 .No one employed
V 2 .Some employed - no wage and salary workers
V 3 .With wage and salary workers, husband/wife or reference person self-employed
V 4 .With wage and salary workers, husband/wife or reference person not self-employed other
V Household member self-employed
V 5 .With wage and salary workers only
D A-PFFTPT 1 286
Usual full-time/part-time status of primary family earners (16+)
U H-MIS=4 or 8
V -1 .Not in universe (MIS 1,2,3,5,6,7)
V 0 .Not in primary family
V 1 .No earners
V 2 .All earners full-time
V 3 .Some full-time, some part-time
V 4 .All earners part-time
V 5 .Not in universe
D A-PFEARN 4 287
Total weekly family earnings (for members 16+)
U H-MIS=4 or 8
V -1 .Not in primary family or not in universe
V 0000-9999 .Usual weekly family earnings
D A-PFNOER 1 291
Number of earners in primary family 16+
U All
V -1 .Not in universe (not in primary family)
V 0 .No earners
V 1-8 .1-8 earners
V 9 .9+ earners
D A-PFNOEM 1 292
Number of employed in primary family 16+
V -1 .Not in universe
V 0 .No one employed
V 1-8 .1-8 employed
V 9 .9+ employed
D A-PFNOUN 1 293
Number of unemployed in primary family 16+
U All
V -1 .Not in universe (not in primary family)
V 0 .No unemployed
V 1-8 .1-8 unemployed
V 9 .9+ unemployed
D A-FAMWGT 8 294 2
Family weight - two implied decimal places
U All
D A-FMEWGT 8 302 2
Family earnings weight (2 implied decimal places) allocation flags
U H-MIS=4 or 8

DATA SIZE BEGIN
D AXLINEO 1 310
Line number allocation flag
V 0 .No change
V 2 .Blank to value
V 3 .Value to value
D AXRRP 1 311
Relationship to reference person allocation flag
V 0 .No change
V 2 .Blank to value
V 3 .Value to value
V 5 .Value to value - no error
D AXPARENT 1 312
Parent's line number allocation flag
V 0 .No change
V 2 .Blank to value
V 3 .Value to value
V 5 .Value to value - no error
D AXAGE 1 313
Age allocation flag
V 0 .No change
V 2 .Blank to value
V 4 .Allocated
D AXMARITL 1 314
Marital status allocation flag
V 0 .No change
V 2 .Blank to value
V 3 .Value to value
V 4 .Allocated
V 5 .Value to value - no error
D AXSPOUSE 1 315
Spouse's line number allocation flag
V 0 .No change
V 2 .Blank to value
V 3 .Value to value
V 5 .Value to value - no error
D AXSEX 1 316
Sex allocation flag
V 0 .No change
V 2 .Blank to value
V 3 .Value to value
V 4 .Allocated
D AXVET 1 317
Veteran status allocation flag
V 0 .No change
V 2 .Blank to value
V 3 .Value to value
V 4 .Allocated
D AXHGA 1 318
Highest grade attended allocation flag
V 0 .No change
V 4 .Allocated
D AXHGC 1 319
Highest grade completed allocation flag
V 0 .No change
V 2 .Blank to value
D AXRACE 1 320
Race allocation flag
V 0 .No change
V 2 .Blank to value
V 4 .Allocated

CURRENT POPULATION SURVEY - ADULT INTERVIEW

DATA	SIZE	BEGIN
D AXORIGIN	1	321
	Origin allocation flag	
V	0	.No change
V	2	.Blank to value
V	5	.Value to value - no error
V	8	.Blank to N/A code
D AXLFSR	1	322
	Labor force status recode allocation flag	
V	0	.No change
V	4	.Allocated
D AXMAJACT	1	323
V	0	.No change
V	1	.Value to blank
V	2	.Blank to value
V	3	.Value to value
V	4	.Allocated
D AXANYWK	1	324
V	0	.No change
V	1	.Value to blank
V	2	.Blank to value
V	3	.Value to value
V	4	.Allocated
D AXHRS	1	325
V	0	.No change
V	1	.Value to blank
V	2	.Blank to value
V	3	.Value to value
V	4	.Allocated
D AXHRSCHK	1	326
V	0	.No change
V	1	.Value to blank
V	2	.Blank to value
V	3	.Value to value
V	4	.Allocated
D AXUSLFT	1	327
V	0	.No change
V	1	.Value to blank
V	2	.Blank to value
V	3	.Value to value
V	4	.Allocated
D AXFTREAS	1	328
V	0	.No change
V	1	.Value to blank
V	2	.Blank to value
V	3	.Value to value
V	4	.Allocated
D AXLOSTIM	1	329
V	0	.No change
V	1	.Value to blank
V	2	.Blank to value
V	3	.Value to value
V	4	.Allocated
D AXOVRTIM	1	330
V	0	.No change
V	1	.Value to blank
V	2	.Blank to value
V	3	.Value to value
V	4	.Allocated
D AXJOBABS	1	331
V	0	.No change
V	1	.Value to blank
V	2	.Blank to value
V	3	.Value to value
V	4	.Allocated

DATA	SIZE	BEGIN
D AXWHYABS	1	332
V	0	.No change
V	1	.Value to blank
V	2	.Blank to value
V	3	.Value to value
V	4	.Allocated
D AXPAYABS	1	333
V	0	.No change
V	1	.Value to blank
V	2	.Blank to value
V	3	.Value to value
V	4	.Allocated
D AXFTABS	1	334
V	0	.No change
V	1	.Value to blank
V	2	.Blank to value
V	3	.Value to value
V	4	.Allocated
D AXLKWK	1	335
V	0	.No change
V	1	.Value to blank
V	2	.Blank to value
V	3	.Value to value
V	4	.Allocated
D AXMTHD	1	336
V	0	.No change
V	1	.Value to blank
V	2	.Blank to value
V	3	.Value to value
V	4	.Allocated
D AXWHYLK	1	337
V	0	.No change
V	1	.Value to blank
V	2	.Blank to value
V	3	.Value to value
V	4	.Allocated
D AXWKSLE	1	338
V	0	.No change
V	1	.Value to blank
V	2	.Blank to value
V	3	.Value to value
V	4	.Allocated
D AXLKFTPT	1	339
V	0	.No change
V	1	.Value to blank
V	2	.Blank to value
V	3	.Value to value
V	4	.Allocated
D AXAVAIL	1	340
V	0	.No change
V	1	.Value to blank
V	2	.Blank to value
V	3	.Value to value
V	4	.Allocated
D AXWHYNA	1	341
V	0	.No change
V	1	.Value to blank
V	2	.Blank to value
V	3	.Value to value
V	4	.Allocated
D AXWHENLJ	1	342
V	0	.No change
V	1	.Value to blank
V	2	.Blank to value
V	3	.Value to value
V	4	.Allocated

DATA	SIZE	BEGIN
D AXIND	1	343
V	0	.No change
V	1	.Value to blank
V	2	.Blank to value
V	3	.Value to value
V	4	.Allocated
D AXOCC	1	344
V	0	.No change
V	1	.Value to blank
V	2	.Blank to value
V	3	.Value to value
V	4	.Allocated
D AXCLSWKR	1	345
V	0	.No change
V	1	.Value to blank
V	2	.Blank to value
V	3	.Value to value
V	4	.Allocated
D AXNLFJ	1	346
V	0	.No change
V	1	.Value to blank
V	2	.Blank to value
V	3	.Value to value
V	4	.Allocated
D AXWHYLF	1	347
V	0	.No change
V	1	.Value to blank
V	2	.Blank to value
V	3	.Value to value
V	4	.Allocated
D AXWANTJB	1	348
V	0	.No change
V	1	.Value to blank
V	2	.Blank to value
V	3	.Value to value
V	4	.Allocated
D AXWHYNL	1	349
V	0	.No change
V	1	.Value to blank
V	2	.Blank to value
V	3	.Value to value
V	4	.Allocated
D AXINTEND	1	350
V	0	.No change
V	1	.Value to blank
V	2	.Blank to value
V	3	.Value to value
V	4	.Allocated
D AXJSLHRS	1	351
V	0	.No change
V	1	.Value to blank
V	2	.Blank to value
V	3	.Value to value
V	4	.Allocated

DATA	SIZE	BEGIN
D AXHRLYWK	1	352
V	-1	.Not in universe
V	0	.No change
V	1	.Value to blank
V	2	.Blank to value
V	3	.Value to value
V	4	.Allocated
D AXHRSPAY	1	353
V	-1	.Not in universe
V	0	.No change
V	1	.Value to blank
V	2	.Blank to value
V	3	.Value to value
V	4	.Allocated
D AXGRSWK	1	354
V	-1	.Not in Universe
V	0	.No change
V	1	.Value to blank
V	2	.Blank to value
V	3	.Value to value
V	4	.Allocated
D AXJNMEM	1	355
V	-1	.Not in universe
V	0	.No change
V	1	.Value to blank
V	2	.Blank to value
V	3	.Value to value
V	4	.Allocated
D AXJUNCOV	1	356
V	-1	.Not in universe
V	0	.No change
V	1	.Value to blank
V	2	.Blank to value
V	3	.Value to value
V	4	.Allocated
D AXENRCHK	1	357
V	0	.No change
V	1	.Value to blank
V	2	.Blank to value
V	3	.Value to value
V	4	.Allocated
D AXENRLW	1	358
V	0	.No change
V	1	.Value to blank
V	2	.Blank to value
V	3	.Value to value
V	4	.Allocated
D AXHSCOL	1	359
V	0	.No change
V	1	.Value to blank
V	2	.Blank to value
V	3	.Value to value
V	4	.Allocated
D AXFTPT	1	360
V	0	.No change
V	1	.Value to blank
V	2	.Blank to value
V	3	.Value to value
V	4	.Allocated

ATTACHMENT 7

Current Population Survey Children Interview Data Dictionary

DATA	SIZE	BEGIN	DATA	SIZE	BEGIN
D HSPAD1	1	1	V	12	.Other not HU
D HSPAD2	1	2	D H-FARM	1	11
D H-MONTH	2	3			Farm def'n - edited using urban/rural code
U All			U All		
V	01-12	.Month			From MST and CPS-1 Items 5A and 5B
D H-YEAR	1	5	V	1	.Nonfarm
U All			V	2	.Farm
V	0-9	.Last digit of year	D H-TYPINT	1	12
D H-HHNUM	1	6			Item 13 - Type interview
U All			U All		
V	-1	.Blank	V	-1	.Blank or impossible
V	1-8	.Household number	V	1	.Noninterview
D H-CPSCHK	1	7	V	2	.Personal
U All			V	3	.Tel. - regular
V	-1	.Blank	V	4	.Tel. - callback
V	1	.Only CPS-1 for household	V	5	.ICR filled
V	2	.First CPS-1 of continuation household	D H-RESPNM	1	13
V	3	.Second CPS-1 of continuation household			Item 12 - Line no. HHLd resp.
V	4	.Third, fourth, etc. CPS-1	U All		
D H-DAYCHP	1	8	V	-1	.Blank or impossible
U All			V	1-6	.Line no.
V	-1	.Blank	V	7	.Non HHLd resp.
V	1	.Sunday	D H-AREASN	1	14
V	2	.Monday			Item 14 - Reason for type A
V	3	.Tuesday	U H-HHTYPE=2		
V	4	.Wednesday	V	-1	.Not in universe
V	5	.Thursday	V	1	.No one home
V	6	.Friday	V	2	.Temporarily absent
V	7	.Saturday	V	3	.Refused
V	8	.After interview week	V	4	.Other - occ.
D H-LIVQRT	2	9	D H-ARACE	1	15
U All					Item 14 - Race for type A
V	01	.House, apt., flat	U H-HHTYPE=2		
V	02	.HU in nontransient hotel, etc.	V	-1	.Not in universe
V	03	.HU, perm., in trans. hotel, motel etc.	V	1	.White
V	04	.HU in rooming house	V	2	.Black
V	05	.Mobile home or trailer with no permanent room added	V	3	.Other
V	06	.Mobile home or trailer with 1 or more perm. rooms added	D H-TYPEBC	2	16
V	07	.HU not specified above			Item 15 - Type B/C
V	08	.Qtrs not HU in rooming or boarding house	U H-HHTYPE=3		
V	09	.Unit not perm. in trans. hotel, motel, etc.	V	-1	.Not in universe
V	10	.Tent or trailer site			Type B
V	11	.Student quarters in college dormitory	V	01	.Vacant - regular
			V	02	.Vacant - storage of HHLd furniture
			V	03	.Temp occ. by persons with URE
			V	04	.Unfit or to be demolished
			V	05	.Under construction, not ready
			V	06	.Converted to temp. business or storage
			V	07	.Occ. by AF members or persons under 15
			V	08	.Unocc. tent or trailer site
			V	09	.Permit granted, construction not started
			V	10	.Other
					Type C
			V	11	.Demolished
			V	12	.House or trailer moved
			V	13	.Outside segment

CURRENT POPULATION SURVEY - CHILDREN INTERVIEW

REPRODUCED AT THE NATIONAL ARCHIVES

DATA SIZE BEGIN
 V 14 .Converted to perm. business or
 V .storage
 V 15 .Merged
 V 16 .Condemned
 V 17 .Built after April 1, 1980
 V 18 .Unused line of listing sheet
 V 19 .Other

D H-SEASON 1 18
 Item 16 - Seasonal status

U H-TYPEBC=1-3
 V -1 .Not in universe
 V 1 .Year round
 V 2 .By migratory workers
 V 3 .Seasonally

D H-OCCINT 1 19
 Item 17 - This unit is intended for
 occupancy

U H-SEASON=2 or 3 and H-LIVQRT=1-7
 V -1 .Not in universe
 V 1 .Summers only
 V 2 .Winters only
 V 3 .Other

D H-INTRV1 2 20

Interviewer code
 Blank or impossible in any digit
 interviewer code A00-M99 excluding IXX

V -1 .Blank
 V 00 .A
 V 01 .B
 V 02 .C
 V 03 .D
 V 04 .E
 V 05 .F
 V 06 .G
 V 07 .H
 V 08 .J
 V 09 .K
 V 10 .L
 V 11 .M
 V 12 .N
 V 13 .P
 V 14 .Q
 V 15 .R
 V 16 .S
 V 17 .T
 V 18 .U
 V 19 .V
 V 20 .W
 V 21 .X
 V 22 .Y
 V 23 .Z

D H-INTRV2 1 22
 Interviewer Code - digit 2

V -1 .Blank
 V 0-9 .Interviewer code digit 2

D H-INTRV3 1 23

Interviewer Code - digit 3

V -1 .Blank
 V 0-9 .Interviewer code digit 3

D H-STATUS 1 24
 Item 27B - HHLd status change -
 replacement household

U All
 V -1 .Blank
 V 1 .Yes
 V 2 .No

DATA SIZE BEGIN

D H-TENURE 1 25
 Tenure

U All
 V -1 .Not in universe
 V 1 .Owned or being bought
 V 2 .Rent
 V 3 .No cash rent

D H-FAMINC 2 26
 Family income

Note: If a nonfamily household
 (H-FAMIND=0), income includes only
 that of householder.

U All
 V -1 .Not in universe
 V 0 .Less than \$5,000
 V 1 . \$5,000 to \$7,499
 V 2 . \$7,500 to \$9,999
 V 3 . \$10,000 to \$12,499
 V 4 . \$12,500 to \$14,999
 V 5 . \$15,000 to \$19,999
 V 6 . \$20,000 to \$24,999
 V 7 . \$25,000 to \$29,999
 V 8 . \$30,000 to \$34,999
 V 9 . \$35,000 to \$39,999
 V 10 . \$40,000 to \$49,999
 V 11 . \$50,000 to \$59,000
 V 12 . \$60,000 to \$74,999
 V 13 . \$75,000 and Over
 V 19 .Not answered

D H-TELHHD 1 28

Telephone in household

U All (March, July, Nov. only)
 V -1 .Not in universe (noninterview)
 V 1 .Yes
 V 2 .No

D H-TELAVL 1 29

Telephone available

U H-TELHHD=2 (March, July, Nov. only)
 V -1 .Not in universe
 V 1 .Yes
 V 2 .No

D H-TELINT 1 30

Telephone interview acceptable

U H-TELHHD=1 or H-TELAVL=1 (March, July,
 Nov. only)
 V -1 .Not in universe
 V 1 .Yes
 V 2 .No

D H-PRSCNT 1 31

Item 30 - Number of contacts - actual
 and attempted -- personal

U March, July, Nov. only
 V -1 .Blank
 V 1-6 .# of personal contacts
 V .(6 = 6+)

D H-TELCNT 1 32

Item 30 - Number of contacts - actual
 and attempted -- telephone

U March, July, Nov. only
 V -1 .Blank
 V 1-9 .# of telephone contacts
 V .(9 = 9+)

D H-TIMINT 1 33

Item 31 - Time of interview

U March, July, Nov. only
 V -1 .Blank
 V 1 .Midnight to 6 A.M.
 V 2 .6 to 9 A.M.
 V 3 .9 A.m. to noon

DATA	SIZE	BEGIN
V	4	.Noon to 3 P.M.
V	5	.3 to 6 P.M.
V	6	.6 to 9 P.M.
V	7	.9 P.M. to midnight

* Household recodes *		

D H-HHTYPE	1	34
Type of household		
U ALL		
V	1	.Interview
V	2	.Type A non-interview
V	3	.Type B/C non-interview
D H-MIS	1	35
Month in sample		
U ALL		
V	1-8	.Month in sample
D H-NUMPER	2	36
Number of persons in household		
U ALL		
V	00	.Noninterview household
V	1-39	.Number of persons in HHL
D H-TYPE	1	38
Household type		
U ALL		
V	0	.Non-interview household
V	1	.Husband/wife primary family
V		.(neither husband or wife in
V		.Armed Forces)
V	2	.Husband/wife primary family
V		.(husband and/or wife in armed
V		.forces)
V	3	.Unmarried civilian male
V		.primary family householder
V	4	.Unmarried civilian female
V		.primary family householder
V	5	.Primary family household -
V		.reference person in
V		.Armed Forces and unmarried
V	6	.Civilian male primary
V		.individual
V	7	.Civilian female primary
V		.individual
V	8	.Primary individual household -
V		.reference person in Armed Forces
V	9	.Group quarters
D H-TYPERP	1	39
Type of reference person		
U H-HHTYPE=1		
V	0	.Not in universe
V	1	.Civilian
V	2	.Armed Forces
V	3	.Group quarters
D H-NUMFAM	2	40
Number of families in HHL		
U H-HHTYPE=1		
V	00	.Not in universe
V	00-39	.Number of families
D H-HHSEQ	2	42
Householder sequence number		
(reference person)		
(Will be first adult record for		
group quarters)		
U H-HHTYPE=1		
V	00	.Not in universe
V	01-39	.Sequence number

DATA	SIZE	BEGIN
D H-MSTIND	5	44
Master segment tape index		
Unique segment identifier		
D H-HHWGT	9	49
Household weight (2 implied		
decimal places)		
Final household weight equivalent to		
the weight of the wife in husband-wife		
households and the reference person		
in all other households		

* Allocation flags *		

D HXTENURE	1	58
V	0	.No change
V	1	.Value to blank
V	4	.Allocated
D HXFAMINC	1	59
V	0	.No change
V	2	.Blank to value
V	6	.Refusal to value, allocated,
V		.no error
D HXARACE	1	60
V	0	.No change
V	1	.Value to blank
V	4	.Allocated
D HXCPSCHK	1	61
V	0	.No change
V	2	.Blank to value
D HXDAYCMP	1	62
V	0	.No change
V	2	.Blank to value
D HXHHNUM	1	63
V	0	.No change
V	2	.Blank to value
V	8	.Blank to NA - error
D HXINTRV	1	64
V	0	.No change
V	2	.Blank to value
D HXLIVQRT	1	65
V	0	.No change
V	4	.Allocated
V	7	.Blank to NA - no error
D HXOCCINT	1	66
V	0	.No change
V	1	.Value to blank
V	4	.Allocated
D HXRESPNM	1	67
V	0	.No change
V	2	.Blank to value
D HXSEASON	1	68
V	0	.No change
V	1	.Value to blank
V	4	.Allocated
D HXSTATUS	1	69
V	0	.No change
V	1	.Value to blank
V	2	.Blank to value
V	3	.Value to value
V	8	.Blank to NA - error

CURRENT POPULATION SURVEY - CHILDREN INTERVIEW

REPRODUCED AT THE NATIONAL ARCHIVES

DATA SIZE BEGIN

D H%AREASN 1 70

V 0 .No change

V 1 .Value to blank

D H%TYPEBC 1 71

V 0 .No change

V 1 .Value to blank

D H%TELHHD 1 72

V 0 .No change

V 1 .Value to blank

V 4 .Allocated

D H%TELAVL 1 73

V 0 .No change

V 1 .Value to blank

V 4 .Allocated

D H%TELINT 1 74

V 0 .No change

V 1 .Value to blank

V 4 .Allocated

D H%PRSCNT 1 75

V 0 .No change

V 2 .Blank to value

D H%TIMINT 1 76

V 0 .No change

V 2 .Blank to value

D H%TELCNT 1 77

V 0 .No change

V 7 .Blank to NA - no error

* Master Segment Tape (M.S.T.) items *
 * for M.S.T. variables whose ranges are *
 * not defined here, see geographic *
 * appendix to this DDL. *

D HG-REG 1 78

Region

V 1 .Northeast

V 2 .Midwest

V 3 .South

V 4 .West

D HG-ST60 2 79

1960 Census state code (first
 digit = geog. division code)

Northeast Region (Region 1)

New England Division (Div. 1)

V 11 .Maine

V 12 .New Hampshire

V 13 .Vermont

V 14 .Massachusetts

V 15 .Rhode Island

V 16 .Connecticut

Middle Atlantic Division (Div. 2)

V 21 .New York

V 22 .New Jersey

V 23 .Pennsylvania

Midwest Region (Region 2)

East North Central Division (Div. 3)

V 31 .Ohio

V 32 .Indiana

V 33 .Illinois

V 34 .Michigan

V 35 .Wisconsin

West North Central Division (Div. 4)

V 41 .Minnesota

V 42 .Iowa

V 43 .Missouri

V 44 .North Dakota

DATA SIZE BEGIN

V 45 .South Dakota

V 46 .Nebraska

V 47 .Kansas

South Region (Region 3)

South Atlantic Division (Div. 5)

V 51 .Delaware

V 52 .Maryland

V 53 .District of Columbia

V 54 .Virginia

V 55 .West Virginia

V 56 .North Carolina

V 57 .South Carolina

V 58 .Georgia

V 59 .Florida

East South Central Division (Div. 6)

V 61 .Kentucky

V 62 .Tennessee

V 63 .Alabama

V 64 .Mississippi

West South Central Division (Div. 7)

V 71 .Arkansas

V 72 .Louisiana

V 73 .Oklahoma

V 74 .Texas

West Region (Region 4)

Mountain Division (Div. 8)

V 81 .Montana

V 82 .Idaho

V 83 .Wyoming

V 84 .Colorado

V 85 .New Mexico

V 86 .Arizona

V 87 .Utah

V 88 .Nevada

Pacific Division (Div. 9)

V 91 .Washington

V 92 .Oregon

V 93 .California

V 94 .Alaska

V 95 .Hawaii

D HG-STRM 2 81

1980 State rank

(See Geographic Appendix)

D HG-FIPS 2 83

FIPS State code

(See Geographic Appendix)

D HG-MSAS 1 85

MSA status

V 1 .In MSA, in CC

V 2 .In MSA, not in CC

V 3 .Not in MSA

V 4 .Not identified

D HG-MSAC 4 86

MSA or PMSA FIPS code

V 0000 .Not MSA/PMSA, not identified

V 0040-9340 .MST/PMSA code

(See Geographic Appendix)

D HG-PMSA 2 90

PMSA rank

V 00 .Not a PMSA, not identified

V 01-12 .Ranking of PMSA within its CMSA

(See Geographic Appendix)

D HG-MSAR 3 92

MSA or CMSA rank

V 000 .Not an MSA, not identified

V 001-252 .Ranking of MSAs or CMSAs by
 .population

(See Geographic Appendix)

DATA SIZE BEGIN

D HG-MSSZ 2 95
 MSA size
 First character -- padding
 Second character -- pop. size MSA/CMSA

V 1 .Not identified, not an MSA
 V 2 .100,000 - 249,999
 V 3 .250,000 - 499,999
 V 4 .500,000 - 999,999
 V 5 .1 million - 2,499,999
 V 6 .2.5 million - 4,999,999
 V 7 .5 million - 9,999,999
 V 8 .10 million or more

D HG-CMSA 2 97
 V 00 .Not in CMSA, not identified
 V 07-91 .CMSA code
 (See Geographic Appendix)

D H-METSTA 1 99
 V 1 .Metropolitan
 V 2 .Nonmetropolitan
 V 3 .Not identified

D H-INDVCC 1 100
 Individual central city identifier
 (See Geographic Appendix)

D H-RECTYP 1 101
 V 1 .Interviewed adult
 V 2 .Type A noninterview
 V 3 .Type B/C noninterview
 V 4 .Armed Forces record
 V 5 .Childrens record

D H-ID 12 102
 Unique household identifier

 * Edited Children's Control Card Items *

D C-LINENO 2 114
 Item 18A - Line number
 U ALL
 V 01-39 .line number

D C-RRP 2 116
 Item 188 - Relationship to
 reference person
 U ALL
 V 5 .Own child
 V 7 .Brother/sister
 V 8 .Other relative of ref. person
 V 9 .Non-rel. of reference person with
 V .own relatives in HHLd
 V 10 .Non-rel. of reference person-no
 V .own relatives in HHLd

D C-PARENT 2 118
 Item 18C - Parent's line number
 U ALL
 V 00 .None
 V 01-39 .Parent's line number

D C-AGE 2 120
 Item 18D - Age
 U ALL
 V 00-14 .Child age

D PADDING 3 122

D C-SEX 1 125
 Item 18G - Sex
 U ALL
 V 1 .Male
 V 2 .Female

DATA SIZE BEGIN

D PADDING 4 126

D C-RACE 1 130
 Item 18J - Race
 U ALL
 V 1 .White
 V 2 .Black
 V 3 .Amer. Indian, Aleut Eskimo
 V 4 .Asian or Pacific Islander
 V 5 .Other

D PADDING 63 131

 * Child recodes *

D C-REORGN 2 194
 Item 18K - Origin
 U ALL
 V 1 .Mexican American
 V 2 .Chicano
 V 3 .Mexican (Mexicano)
 V 4 .Puerto Rican
 V 5 .Cuban
 V 6 .Central or South American
 V 7 .Other Spanish
 V 8 .Allother
 V 9 .Don't know
 V 10 .NA

D C-EXPRRP 2 196
 Expanded relationship code
 U ALL
 V 5 .Natural/adopted child
 V 6 .Step child
 V 7 .Grandchild
 V 9 .Brother/sister
 V 10 .Other relative
 V 11 .Foster child
 V 12 .Nonrelative with relatives
 V 14 .Nonrelative without relatives

D PADDING 50 198

 * Child weights *

D C-FNLWGT 8 248 2
 Childs final weight
 (2 implied decimal places)
 U ALL

D PADDING 16 256

 * Family recodes *

D C-FAMNUM 2 272
 Family number
 U ALL
 V 00 .Not a family member
 V 01 .Primary family member only
 V 02-19 .Subfamily member

D C-FAMTYP 1 274
 Family type
 U ALL
 V 1 .Primary family
 V 2 .Primary individual
 V 3 .Related subfamily
 V 4 .Unrelated subfamily
 V 5 .Secondary individual

CURRENT POPULATION SURVEY - CHILDREN INTERVIEW

REPRODUCED AT THE NATIONAL ARCHIVES

DATA SIZE BEGIN

D C-FAMREL 1 275
Family relationship

U All

V 0 .Not a family member

V 1 .Reference person

V 2 .Spouse

V 3 .Child

V 4 .Other relative (primary family and unrelated .subfamily only)

D C-PFNOCD 1 276
Number of own children < 18 in primary family

U All

V 0 .Not in primary family

V 1 .No children

V 2 .1 child

V 3 .2 children

V 4 .3 children

V 5 .4 children

V 6 .5 children

V 7 .6 children

V 8 .7 children

V 9 .8+ children

D C-PFPRCD 2 277
Presence of own children < 18 in primary family.

U All

V 0 .Not in primary family

V 1 .No children < 18 years old

V 2 .All children 0-2 years old

V 3 .All children 3-5 years old

V 4 .All children 6-13 years old

V 5 .All children 14-17 years old

V 6 .Children 0-2 and 3-5 .(none 6-17)

V 7 .Children 0-2 and 6-13 .(none 3-5 or 14-17)

V 8 .Children 0-2 and 14-17 .(none 3-13)

V 9 .Children 3-5 and 6-13 .(none 0-2 or 14-17)

V 10 .Children 3-5 and 14-17 .(none 0-2 or 6-13)

V 11 .Children 6-13 and 14-17 .(none 0-5)

V 12 .Children 0-2, 3-5 and 6-13 .(none 14-17)

V 13 .Children 0-2, 3-5 and 14-17 .(none 6-13)

V 14 .Children 0-2, 6-13 and 14-17 .(none 3-5)

V 15 .Children 3-5, 6-13 and 14-17 .(none 0-2)

V 16 .Children from all age groups

D C-PFREL 1 279
Primary family relationship

U All

V 0 .Not in primary family

V 1 .Husband

V 2 .Wife

V 3 .Own child

V 4 .Other relative

V 5 .Unmarried reference person

D C-PFSIZE 2 280
Size of primary family

U All

V 00 .Not in primary family

V 02-39 .Number individuals .(A-FAMTYP = 1 or 3)

DATA SIZE BEGIN

D C-PFHHAG 1 282
Age of primary family householder

U All

V 0 .Not a family member

V 1 .< 25 years old

V 2 .25-44 years old

V 3 .45-54 years old

V 4 .55-64 years old

V 5 .65+ years old

D C-LFESM 1 283
Labor force and earner status (male) of husband of primary family or male householder

U All

V 0 .Not in primary family/no male

V 1 .Employed earner

V 2 .Self-employed

V 3 .Without pay

V 4 .Unemployed

V 5 .Not in labor force

V 6 .Armed Forces

D C-LFESF 1 284
Labor force and earner status (female) of wife of primary family or female householder

U All

V 0 .Not in primary family/no .female

V 1 .Employed earner

V 2 .Self-employed

V 3 .Without pay

V 4 .Unemployed

V 5 .Not in labor force

V 6 .Armed Forces

D C-PFWS 1 285
Primary family earners wage and salary status (16+)

U All

V 0 .Not in primary family

V 1 .No one employed

V 2 .Some employed - no wage .and salary workers

V 3 .With wage and salary workers, .husband/wife or reference .person self-employed

V 4 .With wage and salary workers, .husband/wife or reference .person not self-employed other .household member self-employed

V 5 .With wage and salary workers .only

D C-PFFPT 1 286
Usual full-time/part-time status of primary family earners (16+)

U H-MIS=4 or 8

V -1 .Not in universe

V .(MIS 1,2,3,5,6,7)

V 0 .Not in primary family

V 1 .No earners

V 2 .All earners full time

V 3 .Some full time, some part time

V 4 .All earners part time

V 5 .Not in universe

D C-PFEARN 4 287
Total weekly family earnings (for members 16+)

U H-MIS=4 or 8

V -1 .Not in primary family .or not in universe

V 0000-9999 .Usual weekly family earnings

DATA	SIZE	BEGIN
D C-PFNOER	1	291
Number of earners in primary family 16+		
U ALL		
V	-1	.Not in universe (not in .primary family)
V	0	.No earners
V	1-8	.1-8 Earners
V	9	.9+ Earners
D C-PFNOEM	1	292
Number of employed in primary family 16+		
V	-1	.Not in universe
V	0	.No one employed
V	1-8	.1-8 Employed
V	9	.9+ Employed
D C-PFNOUM	1	293
Number of unemployed in primary family 16+		
U ALL		
V	-1	.Not in universe (not in .primary family)
V	0	.No unemployed
V	1-8	.1-8 Unemployed
V	9	.9+ Unemployed
D C-FAMWGT	8	294 2
Family weight - two implied decimal places		
U ALL		
D C-FHEWGT	8	302 2
Family earnings weight (2 implied decimal places)		
U H-MIS=4 or 8		

* Allocation flags *		

D CXLINENO	1	310
Line number allocation flag		
V	0	.No change
V	2	.Blank to value
V	3	.Value to value

DATA	SIZE	BEGIN
D CXRRP	1	311
Relationship to reference person allocation flag		
V	0	.No change
V	2	.Blank to value
V	3	.Value to value
V	5	.Value to value - no error
D CXSPARENT	1	312
Parent's line number allocation flag		
V	0	.No change
V	2	.Blank to value
V	3	.Value to value
V	5	.Value to value - no error
D CXAGE	1	313
Age allocation flag		
V	0	.No change
V	2	.Blank to value
V	4	.Allocated
D PADDING	2	314
D CXSEX	1	316
Sex allocation flag		
V	0	.No change
V	2	.Blank to value
V	3	.Value to value
V	4	.Allocated
D PADDING	3	317
D CXRACE	1	320
Race allocation flag		
V	0	.No change
V	2	.Blank to value
V	4	.Allocated
D CXORIGIN	1	321
Origin allocation flag		
V	0	.No change
V	2	.Blank to value
V	5	.Value to value - no error
V	8	.Blank to n/a code
D PADDING	39	322

ATTACHMENT 8

Current Population Survey
Armed Forces Interview Data Dictionary

DATA	SIZE	BEGIN	DATA	SIZE	BEGIN
D HSPAD1	1	1	V	12	.Other not HU
D HSPAD2	1	2	D H-FARM	1	11
D H-MONTH	2	3			Farm def'n - edited using urban/rural code
Month of survey			U All		
U All					From MST and CPS-1 Items 5A and 5B
V	01-12	.Month	V	1	.Nonfarm
D H-YEAR	1	5	V	2	.Farm
Year of survey - last digit			D H-TYPINT	1	12
U All					Item 13 - Type interview
V	0-9	.Last digit of year	U All		
D H-HHNUM	1	6	V	-1	.Blank or impossible
Household number			V	1	.Noninterview
U All			V	2	.Personal
V	-1	.Blank	V	3	.Tel. - regular
V	1-8	.Household number	V	4	.Tel. - callback
D H-CPSCHK	1	7	V	5	.ICR filled
Item 1 - Interviewer check item			D H-RESPNM	1	13
U All					Item 12 - Line no. HHLd resp.
V	-1	.Blank	U All		
V	1	.Only CPS-1 for household	V	-1	.Blank or impossible
V	2	.First CPS-1 of continuation household	V	1-6	.Line no.
V	3	.Second CPS-1 of continuation household	V	7	.Non HHLd resp.
V	4	.Third, fourth, etc. CPS-1	D H-AREASN	1	14
D H-DAYCMP	1	8			Item 14 - Reason for type A
Day interview complete			U H-HHTYPE=2		
U All			V	-1	.Not in universe
V	-1	.Blank	V	1	.No one home
V	1	.Sunday	V	2	.Temporarily absent
V	2	.Monday	V	3	.Refused
V	3	.Tuesday	V	4	.Other - occ.
V	4	.Wednesday	D H-ARACE	1	15
V	5	.Thursday			Item 14 - Race for type A
V	6	.Friday	U H-HHTYPE=2		
V	7	.Saturday	V	-1	.Not in universe
V	8	.After interview week	V	1	.White
D H-LIVQRT	2	9	V	2	.Black
Item 4 - Type of living quarters (Recode)			V	3	.Other
U All			D H-TYPEBC	2	16
Housing unit					Item 15 - Type B/C
V	01	.House, apt., flat	U H-HHTYPE=3		
V	02	.HU in nontransient hotel, etc.	V	-1	.Not in universe
V	03	.HU, perm., in trans. hotel, motel etc.	Type B		
V	04	.HU in rooming house	V	01	.Vacant - regular
V	05	.Mobile home or trailer with no permanent room added	V	02	.Vacant - storage of HHLd furniture
V	06	.Mobile home or trailer with 1 or more perm. rooms added	V	03	.Temp occ. by persons with URE
V	07	.HU not specified above	V	04	.Unfit or to be demolished
Other unit			V	05	.Under construction, not ready
V	08	.Qtrs not HU in rooming or boarding house	V	06	.Converted to temp. business or storage
V	09	.Unit not perm. in trans. hotel, motel, etc.	V	07	.Occ. by AF members or persons under 15
V	10	.Tent or trailer site	V	08	.Unocc. tent or trailer site
V	11	.Student quarters in college dormitory	V	09	.Permit granted, construction not started
			V	10	.Other
			Type C		
			V	11	.Demolished
			V	12	.House or trailer moved
			V	13	.Outside segment

CURRENT POPULATION SURVEY - ARMED FORCES INTERVIEW

REPRODUCED AT THE NATIONAL ARCHIVES

DATA SIZE BEGIN

V 14 .Converted to perm. business or
V .storage

V 15 .Merged

V 16 .Condemned

V 17 .Built after April 1, 1980

V 18 .Unused line of listing sheet

V 19 .Other

D H-SEASON 1 18
Item 16 - Seasonal status

U H-TYPEBC=1-3

V -1 .Not in universe

V 1 .Year round

V 2 .By migratory workers

V 3 .Seasonally

D H-OCCINT 1 19
Item 17 - This unit is intended for
occupancy

U H-SEASON=2 or 3 and H-LIVQRT=1-7

V -1 .Not in universe

V 1 .Summers only

V 2 .Winters only

V 3 .Other

D H-INTRV1 2 20
Interviewer code
Blank or impossible in any digit
interviewer code A00-M99 excluding IXX

V -1 .Blank

V 00 .A

V 01 .B

V 02 .C

V 03 .D

V 04 .E

V 05 .F

V 06 .G

V 07 .H

V 08 .J

V 09 .K

V 10 .L

V 11 .M

V 12 .N

V 13 .P

V 14 .Q

V 15 .R

V 16 .S

V 17 .T

V 18 .U

V 19 .V

V 20 .W

V 21 .X

V 22 .Y

V 23 .Z

D H-INTRV2 1 22
Interviewer Code - digit 2

V -1 .Blank

V 0-9 .Interviewer code digit 2

D H-INTRV3 1 23
Interviewer Code - digit 3

V -1 .Blank

V 0-9 .Interviewer code digit 3

D H-STATUS 1 24
Item 27B - HHLD status change -
replacement household

U All

V -1 .Blank

V 1 .Yes

V 2 .No

D H-TENURE 1 25
Tenure

U All

DATA SIZE BEGIN

V -1 .Not in universe

V 1 .Owned or being bought

V 2 .Rent

V 3 .No cash rent

D H-FAMINC 2 26
Family income
Note: If a nonfamily household
(H-FAMIND=0), income includes only
that of householder.

U All

V -1 .Not in universe

V 0 .Less than \$5,000

V 1 . \$5,000 to \$7,499

V 2 . \$7,500 to \$9,999

V 3 . \$10,000 to \$12,499

V 4 . \$12,500 to \$14,999

V 5 . \$15,000 to \$19,999

V 6 . \$20,000 to \$24,999

V 7 . \$25,000 to \$29,999

V 8 . \$30,000 to \$34,999

V 9 . \$35,000 to \$39,999

V 10 . \$40,000 to \$49,999

V 11 . \$50,000 to \$59,000

V 12 . \$60,000 to \$74,999

V 13 . \$75,000 and Over

V 19 .Not answered

D H-TELHHD 1 28
Telephone in household

U All (March, July, Nov. only)

V -1 .Not in universe (noninterview)

V 1 .Yes

V 2 .No

D H-TELAVL 1 29
Telephone available

U H-TELHHD=2 (March, July, Nov. only)

V -1 .Not in universe

V 1 .Yes

V 2 .No

D H-TELINT 1 30
Telephone interview acceptable

U H-TELHHD=1 or H-TELAVL=1 (March, July,
Nov. only)

V -1 .Not in universe

V 1 .Yes

V 2 .No

D H-PRSCNT 1 31
Item 30 - Number of contacts - actual
and attempted -- personal

U March, July, Nov. only

V -1 .Blank

V 1-6 .# of personal contacts

V .(6 = 6+)

D H-TELCNT 1 32
Item 30 - Number of contacts - actual
and attempted -- telephone

U March, July, Nov. only

V -1 .Blank

V 1-9 .# of telephone contacts

V .(9 = 9+)

D H-TIMINT 1 33
Item 31 - Time of interview

U March, July, Nov. only

V -1 .Blank

V 1 .Midnight to 6 A.M.

V 2 .6 to 9 A.M.

V 3 .9 A.M. to noon

V 4 .Moon to 3 P.M.

DATA	SIZE	BEGIN
V	5	.3 to 6 P.M.
V	6	.6 to 9 P.M.
V	7	.9 P.M. to midnight

* Household recodes *		

D H-HHTYPE	1	34
Type of household		
U All		
V	1	.Interview
V	2	.Type A non-interview
V	3	.Type B/C non-interview
D H-MIS	1	35
Month in sample		
U All		
V	1-8	.Month in sample
D H-NUMPER	2	36
Number of persons in household		
U All		
V	00	.Noninterview household
V	1-39	.Number of persons in HHL
D H-TYPE	1	38
Household type		
U All		
V	0	.Non-interview household
V	1	.Husband/wife primary family . (neither husband or wife in . Armed Forces)
V	2	.Husband/wife primary family . (husband and/or wife in armed . forces)
V	3	.Unmarried civilian male . primary family householder
V	4	.Unmarried civilian female . primary family householder
V	5	.Primary family householder - . reference person in . Armed Forces and unmarried
V	6	.Civilian male primary . individual
V	7	.Civilian female primary . individual
V	8	.Primary individual household - . reference person in Armed Forces
V	9	.Group quarters
D H-TYPERP	1	39
Type of reference person		
U H-HHTYPE=1		
V	0	.Not in universe
V	1	.Civilian
V	2	.Armed Forces
V	3	.Group quarters
D H-NUMFAM	2	40
Number of families in HHL		
U H-HHTYPE=1		
V	00	.Not in universe
V	00-39	.Number of families
D H-HHSEQ	2	42
Householder sequence number (reference person) (Will be first adult record for group quarters)		
U H-HHTYPE=1		
V	00	.Not in universe
V	01-39	.Sequence number

DATA	SIZE	BEGIN
D H-MSTIND	5	44
Master segment tape index Unique segment identifier		
D H-HHWGT	9	49
Household weight (2 implied decimal places) Final household weight equivalent to the weight of the wife in husband-wife households and the reference person in all other households		

* Allocation flags *		

D HXTENURE	1	58
V	0	.No change
V	1	.Value to blank
V	4	.Allocated
D HXFAMINC	1	59
V	0	.No change
V	2	.Blank to value
V	6	.Refusal to value, allocated, .no error
D HXARACE	1	60
V	0	.No change
V	1	.Value to blank
V	4	.Allocated
D HXCPSCHK	1	61
V	0	.No change
V	2	.Blank to value
D HXDAYCMP	1	62
V	0	.No change
V	2	.Blank to value
D HXHHNUM	1	63
V	0	.No change
V	2	.Blank to value
V	8	.Blank to NA - error
D HXINTRV	1	64
V	0	.No change
V	2	.Blank to value
D HXLIVQRT	1	65
V	0	.No change
V	4	.Allocated
V	7	.Blank to NA - no error
D HXOCCINT	1	66
V	0	.No change
V	1	.Value to blank
V	4	.Allocated
D HXRESPNM	1	67
V	0	.No change
V	2	.Blank to value
D HXSEASON	1	68
V	0	.No change
V	1	.Value to blank
V	4	.Allocated
D HXSTATUS	1	69
V	0	.No change
V	1	.Value to blank
V	2	.Blank to value
V	3	.Value to value
V	8	.Blank to NA - error

CURRENT POPULATION SURVEY - ARMED FORCES INTERVIEW

DATA	SIZE	BEGIN
D H%AREASM	1	70
V	0	.No change
V	1	.Value to blank
D H%TYPEBC	1	71
V	0	.No change
V	1	.Value to blank
D H%TELHHD	1	72
V	0	.No change
V	1	.Value to blank
V	4	.Allocated
D H%TELA VL	1	73
V	0	.No change
V	1	.Value to blank
V	4	.Allocated
D H%TELINT	1	74
V	0	.No change
V	1	.Value to blank
V	4	.Allocated
D H%PRSCNT	1	75
V	0	.No change
V	2	.Blank to value
D H%TIMINT	1	76
V	0	.No change
V	2	.Blank to value
D H%TELCNT	1	77
V	0	.No change
V	7	.Blank to NA - no error

* Master Segment Tape (M.S.T.) items *		
* for M.S.T. variables whose ranges are *		
* not defined here, see geographic *		
* appendix to this DDL. *		

D HG-REG	1	78
Region		
V	1	.Northeast
V	2	.Midwest
V	3	.South
V	4	.West
D HG-ST60	2	79
1960 Census state code (first digit = geog. division code)		
Northeast Region (Region 1)		
New England Division (Div. 1)		
V	11	.Maine
V	12	.New Hampshire
V	13	.Vermont
V	14	.Massachusetts
V	15	.Rhode Island
V	16	.Connecticut
Middle Atlantic Division (Div. 2)		
V	21	.New York
V	22	.New Jersey
V	23	.Pennsylvania
Midwest Region (Region 2)		
East North Central Division (Div. 3)		
V	31	.Ohio
V	32	.Indiana
V	33	.Illinois
V	34	.Michigan
V	35	.Wisconsin
West North Central Division (Div. 4)		
V	41	.Minnesota
V	42	.Iowa
V	43	.Missouri
V	44	.North Dakota

DATA	SIZE	BEGIN
V	45	.South Dakota
V	46	.Nebraska
V	47	.Kansas
South Region (Region 3)		
South Atlantic Division (Div. 5)		
V	51	.Delaware
V	52	.Maryland
V	53	.District of Columbia
V	54	.Virginia
V	55	.West Virginia
V	56	.North Carolina
V	57	.South Carolina
V	58	.Georgia
V	59	.Florida
East South Central Division (Div. 6)		
V	61	.Kentucky
V	62	.Tennessee
V	63	.Alabama
V	64	.Mississippi
West South Central Division (Div. 7)		
V	71	.Arkansas
V	72	.Louisiana
V	73	.Oklahoma
V	74	.Texas
West Region (Region 4)		
Mountain Division (Div. 8)		
V	81	.Montana
V	82	.Idaho
V	83	.Wyoming
V	84	.Colorado
V	85	.New Mexico
V	86	.Arizona
V	87	.Utah
V	88	.Nevada
Pacific Division (Div. 9)		
V	91	.Washington
V	92	.Oregon
V	93	.California
V	94	.Alaska
V	95	.Hawaii
D HG-STRN	2	81
1980 State rank		
(See Geographic Appendix)		
D HG-FIPS	2	83
FIPS State code		
(See Geographic Appendix)		
D HG-MSAS	1	85
MSA status		
V	1	.In MSA, in CC
V	2	.In MSA, not in CC
V	3	.Not in MSA
V	4	.Not identified
D HG-MSAC	4	86
MSA or PMSA FIPS code		
V	0000	.Not MSA/PMSA, not identified
V	0040-9340	.MST/PMSA code
(See Geographic Appendix)		
D HG-PMSA	2	90
PMSA rank		
V	00	.Not a PMSA, not identified
V	01-12	.Ranking of PMSA within its CMSA
(See Geographic Appendix)		
D HG-MSAR	3	92
MSA or CMSA rank		
V	000	.Not an MSA, not identified
V	001-252	.Ranking of MSAs or CMSAs by population
(See Geographic Appendix)		

DATA SIZE BEGIN

D HG-MSSZ 2 95
 MSA size
 First character -- padding
 Second character -- pop. size MSA/CMSA

V 1 .Not identified, not an MSA
 V 2 .100,000 - 249,999
 V 3 .250,000 - 499,999
 V 4 .500,000 - 999,999
 V 5 .1 million - 2,499,999
 V 6 .2.5 million - 4,999,999
 V 7 .5 million - 9,999,999
 V 8 .10 million or more

D HG-CMSA 2 97
 V 00 .Not in CMSA, not identified
 V 07-91 .CMSA code
 (See Geographic Appendix)

D H-METSTA 1 99
 V 1 .Metropolitan
 V 2 .Nonmetropolitan
 V 3 .Not identified

D H-INDVCC 1 100
 Individual central city identifier
 (See Geographic Appendix)

D H-RECTYP 1 101
 V 1 .Interviewed adult
 V 2 .Type A noninterview
 V 3 .Type B/C noninterview
 V 4 .Armed Forces record
 V 5 .Childrens record

D H-ID 12 102
 Unique household identifier

 * Edited Armed Force's Control Card Items *

D M-LINENO 2 114
 Item 18A - Line number
 U All
 V 01-39 .Line number

D M-RRP 2 116
 Item 18B - Relationship to reference
 person
 U All
 V 1 .Reference person with other
 .relatives in household
 V 2 .Reference person with no other
 .relatives in household
 V 3 .Husband
 V 4 .Wife
 V 5 .Own child
 V 6 .Parent
 V 7 .Brother/sister
 V 8 .Other relative of reference
 .person
 V 9 .Nonrelative of reference
 .person with own relatives
 .in household
 V 10 .Nonrelative of reference
 .person-no own relatives in
 .household

D M-PARENT 2 118
 Item 18C - Parent's line number
 U All
 V 00 .None
 V 01-39 .Parent's line number

DATA SIZE BEGIN

D M-AGE 2 120
 Item 18D - Age
 U All
 V 15-90 .AF Age (Age topcoded at 90)

D M-MARITL 1 122
 Item 18E - Marital status
 U All
 V 1 .Married - civilian spouse
 .present
 V 2 .Married - Armed Forces spouse
 .present
 V 3 .Married - spouse absent
 .(exc. separated)
 V 4 .Widowed
 V 5 .Divorced
 V 6 .Separated
 V 7 .Never married

D M-SPOUSE 2 123
 Item 18F - Spouse's line number
 U All
 V 00 .None
 V 01-39 .Spouse's line number

D M-SEX 1 125
 Item 18G - Sex
 U All
 V 1 .Male
 V 2 .Female

D PADDING 1 126

D M-HGA 2 127
 Item 18H - Highest grade attended
 U All
 V 00 .None
 V 01 .E1
 V 02 .E2
 V 03 .E3
 V 04 .E4
 V 05 .E5
 V 06 .E6
 V 07 .E7
 V 08 .E8
 V 09 .H1
 V 10 .H2
 V 11 .H3
 V 12 .H4
 V 13 .C1
 V 14 .C2
 V 15 .C3
 V 16 .C4
 V 17 .C5
 V 18 .C6+

D M-HGC 1 129
 Item 18I - Grade completed
 U All
 V 1 .Yes
 V 2 .No

D M-RACE 1 130
 Item 18J - Race
 U All
 V 1 .White
 V 2 .Black
 V 3 .Amer Indian, Aleut Eskimo
 V 4 .Asian or Pacific Islander
 V 5 .Other

D PADDING 63 131

CURRENT POPULATION SURVEY - ARMED FORCES INTERVIEW

REPRODUCED AT THE NATIONAL ARCHIVES

DATA SIZE BEGIN

 * Armed Forces - Recodes *

D M-REORGN 2 194
 Item 18K - Origin
 U All
 V 1 .Mexican American
 V 2 .Chicano
 V 3 .Mexican (Mexicano)
 V 4 .Puerto Rican
 V 5 .Cuban
 V 6 .Central or South American
 V 7 .Other Spanish
 V 8 .All other
 V 9 .Don't know
 V 10 .NA

D M-EXPRRP 2 196
 Expanded relationship code
 U All
 V 1 .Reference person with relatives
 V 2 .Reference person without
 V .relatives
 V 3 .Husband
 V 4 .Wife
 V 5 .Natural/adopted child
 V 6 .Step child
 V 7 .Grandchild
 V 8 .Parent
 V 9 .Brother/sister
 V 10 .Other relative
 V 11 .Foster child
 V 12 .Nonrelative with relatives
 V 13 .Partner/roommate
 V 14 .Nonrelative without relatives

D PADDING 50 198

 * Armed Forces - Weights *

D M-FNLWGT 8 248 2
 Armed Forces - S Final Weight
 (2 Implied Decimal Places)
 U All

D PADDING 16 256

 * Family recodes *

D M-FAMNUM 2 272
 Family number
 U All
 V 00 .Not a family member
 V 01 .Primary family member only
 V 02-19 .Subfamily member

D M-FAMTYP 1 274
 Family type
 U All
 V 1 .Primary family
 V 2 .Primary individual
 V 3 .Related subfamily
 V 4 .Unrelated subfamily
 V 5 .Secondary individual

D M-FAMREL 1 275
 Family relationship
 U All
 V 0 .Not a family member
 V 1 .Reference person
 V 2 .Spouse

DATA SIZE BEGIN
 V 3 .Child
 V 4 .Other relative (primary family and
 .unrelated subfamily only)

D M-PFNOCD 1 276
 Number of own Children < 18 in primary
 family

U All
 V 0 .Not in primary family
 V 1 .No children
 V 2 .1 child
 V 3 .2 children
 V 4 .3 children
 V 5 .4 children
 V 6 .5 children
 V 7 .6 children
 V 8 .7 children
 V 9 .8+ children

D M-PFPRCD 2 277
 U All
 V 0 .Not in primary family
 V 1 .No children < 18 years old
 V 2 .All children 0-2 years old
 V 3 .All children 3-5 years old
 V 4 .All children 6-13 years old
 V 5 .All children 14-17 years old
 V 6 .Children 0-2 and 3-5
 V .(none 6-17)
 V 7 .Children 0-2 and 6-13
 V .(none 3-5 or 14-17)
 V 8 .Children 0-2 and 14-17
 V .(none 3-13)
 V 9 .Children 3-5 and 6-13
 V .(none 0-2 or 14-17)
 V 10 .Children 3-5 and 14-17
 V .(none 0-2 or 6-13)
 V 11 .Children 6-13 and 14-17
 V .(none 0-5)
 V 12 .Children 0-2, 3-5 and 6-13
 V .(none 14-17)
 V 13 .Children 0-2, 3-5 and 14-17
 V .(none 6-13)
 V 14 .Children 0-2, 6-13 and 14-17
 V .(none 3-5)
 V 15 .Children 3-5, 6-13 and 14-17
 V .(none 0-2)
 V 16 .Children from all age groups

D M-PFREL 1 279
 Primary family relationship
 U All
 V 0 .Not in primary family
 V 1 .Husband
 V 2 .Wife
 V 3 .Own child
 V 4 .Other relative
 V 5 .Unmarried reference person

D M-PFSIZE 2 280
 Size of primary family
 U All
 V 00 .Not in primary family
 V 02-39 .Number individuals
 V .(A-FAMTYP = 1 or 3)

D M-PFHAG 1 282
 Age of primary family householder
 U All
 V 0 .Not a family member
 V 1 .< 25 years old
 V 2 .25-44 years old
 V 3 .45-54 years old
 V 4 .55-64 years old
 V 5 .65+ years old

DATA SIZE BEGIN

D M-LFESM 1 283
Labor force and earner status (male) of husband of primary family or male householder

U All
V 0 .Not in primary family/no male
V 1 .Employed earner
V 2 .Self-employed
V 3 .Without pay
V 4 .Unemployed
V 5 .Not in labor force
V 6 .Armed Forces

D M-LFESF 1 284
Labor force and earner status (female) of wife of primary family or female householder

U All
V 0 .Not in primary family/no female
V 1 .Employed earner
V 2 .Self-employed
V 3 .Without pay
V 4 .Unemployed
V 5 .Not in labor force
V 6 .Armed Forces

D M-PFWS 1 285
Primary family earners wage and salary status (16+)

U All
V -1 .Not in primary family
V 0 .Not in primary family
V 1 .No one employed
V 2 .Some employed - no wage and salary workers
V 3 .With wage and salary workers, husband/wife or reference person self-employed
V 4 .With wage and salary workers, husband/wife or reference person not self-employed, other household member self-employed
V 5 .With wage and salary workers only

D M-PFFTPT 1 286
Usual full-time/part-time status of primary family earners (16+)

U M-MIS=4 or 8
V -1 .Not in universe (MIS 1,2,3,5,6,7)
V 0 .Not in primary family
V 1 .No earners
V 2 .All earners full time
V 3 .Some full time, some part time
V 4 .All earners part time
V 5 .Not in universe

D M-PFEARN 4 287
Total weekly family earnings (for members 16+)

U M-MIS=4 or 8
V -1 .Not in primary family or not in universe
V 0000-9999 .Usual weekly family earnings

D M-PFNOER 1 291
Number of earners in primary family 16+

U All
V -1 .Not in universe (not in primary family)
V 0 .No earners
V 1-8 .1-8 earners
V 9 .9+ earners

DATA SIZE BEGIN

D M-PFNOEM 1 292
Number of employed in primary family 16+

V -1 .Not in universe
V 0 .No one employed
V 1-8 .1-8 employed
V 9 .9+ employed

D M-PFNOUN 1 293
Number of unemployed in primary family 16+

U All
V -1 .Not in universe (not in primary family)
V 0 .No unemployed
V 1-8 .1-8 unemployed
V 9 .9+ unemployed

D M-FAMWGT 8 294 2
Family weight - Two implied decimal places

U All

D M-FMEWGT 8 302 2
Family earnings weight (2 implied decimal places)

* Allocation Flags *

D M%LINENO 1 310
Line number allocation flag

V 0 .No change
V 2 .Blank to value
V 3 .Value to value

D M%RRP 1 311
Relationship to reference person allocation flag

V 0 .No change
V 2 .Blank to value
V 3 .Value to value
V 5 .Value to value - no error

D M%PARENT 1 312
Parent's line number allocation flag

V 0 .No change
V 2 .Blank to value
V 3 .Value to value
V 5 .Value to value - no error

D M%AGE 1 313
Age allocation flag

V 0 .No change
V 2 .Blank to value
V 4 .Allocated

D M%MARITL 1 314
Marital status allocation flag

V 0 .No change
V 2 .Blank to value
V 3 .Value to value
V 4 .Allocated
V 5 .Value to value - no error

D M%SPOUSE 1 315
Spouse's line number allocation flag

V 0 .No change
V 2 .Blank to value
V 3 .Value to value
V 5 .Value to value - no error

CURRENT POPULATION SURVEY - ARMED FORCES INTERVIEW

DATA	SIZE	BEGIN
D M%SEX	1	316
	Sex allocation flag	
V	0	.No change
V	2	.Blank to value
V	3	.Value to value
V	4	.Allocated
D PADDING	1	317
D M%HGA	1	318
	Highest grade attended allocation flag	
V	0	.No change
V	4	.Allocated
D M%HGC	1	319
	Highest grade completed allocation flag	
V	0	.No change
V	2	.Blank to value

DATA	SIZE	BEGIN
D M%RACE	1	320
	Race allocation flag	
V	0	.No change
V	2	.Blank to value
V	4	.Allocated
D M%ORIGIN	1	321
	Origin allocation flag	
V	0	.No change
V	2	.Blank to value
V	5	.Value to value - no error
V	8	.Blank to N/A code
D PADDING	39	322

ATTACHMENT 9
CURRENT POPULATION SURVEY
 October 1991 Adult Supplement Record Layout

Data	Size	Begin:end	Universe
A-S29	Character*001 Check item - School enrollment status (transcribe from 26A) -1 = Blank 1 = Yes 2 = No 3 = Blank	(0361:0361)	All persons age 15+
A-S30	Character*001 Is...attending or enrolled in regular school? 1 = Yes 2 = No	(0362:0362)	All persons age 15+
A-S31	Character*001 Is...enrolled in public or private school? -1 = Out of universe 1 = Public 2 = Private	(0363:0363)	A-S30=1
A-S32	Character*002 What grade or year is...attending? -1 = Out of universe 01-08 = Elementary 09-12 = High school 13-18 = College	(0364:0365)	A-S30=1
A-S33	Character*001 Is...attending college full-time or part-time? -1 = Out of universe 1 = Full-time 2 = Part-time	(0366:0366)	A-S32=13-18
A-S34	Character*001 Is this a two-year college or a four-year college or university? -1 = Out of universe 1 = 2-year college 2 = 4-year college	(0367:0367)	A-S32=13-18

Data	Size	Begin:end	Universe
A-S35	Character*001 Excluding (regular college courses and) on the job training, is...taking any business, vocational, technical, secretarial, trade or correspondence courses? -1 = Out of universe 1 = Yes 2 = No	(0368:0368)	A-S30=2 or A-S32=13-18
A-S36	Character*001 Is...taking these courses at a business, vocational, technical, secretarial, or trade school? -1 = Out of universe 1 = Yes 2 = No 9 = No response	(0369:0369)	A-S35=1
A-S37	Character*001 Check item -1 = Out of universe 1 = Entry of 13 - 18 in item 32 2 = All others	(0370:0370)	A-S35=2 or A-S36=2
A-S38	Character*001 Check item - Entry in item 31 is -1 = Out of universe 1 = Public 2 = Private	(0371:0371)	A-S32=1-12
A-S39	Character*001 Is the school...attends church related or not church related? -1 = Out of universe 1 = Church related 2 = Not church related 9 = No response	(0372:0372)	A-S38=2
A-S40	Character*005 What is the amount of tuition and fees for this school year at the school...is attending? -1 = Out of universe 0-9999 = Amount of tuition 99999 = No response	(0373:0377)	A-S38=2
If no entry in A-S40, look in A-RECS40 for recode of A-S40.			
A-S40A	Character*001 -1 = Out of universe 1 = None 9 = No response	(0378:0378)	A-S38=2

Data	Size	Begin:end	Universe
A-S41	Character*001 What degree or certificate is... currently working toward? -1 = Out of universe 1 = Associate degree - occupational 2 = Associate degree - general arts & sciences 3 = Bachelor's 4 = Master's 5 = Doctorate (PhD) 6 = Professional (MD, DDS, DVM, Law, etc.) 7 = Other license, diploma, or certificate 8 = Not working toward a degree (just taking courses for job, or own use) 9 = No response	(0379:0379)	A-S32 = 13-18 or A-S36 = 1
A-S42	Character*001 Was...attending or enrolled in a regular school or college in October 1990, that is, October of last year? 1 = Yes 2 = No	(0380:0380)	All persons age 15+
A-S43	Character*002 What grade or year was... attending last year? -1 = Out of universe 01-08 = Elementary 09-12 = High school 13-18 = College 99 = No response	(0381:0382)	A-S42 = 1
A-S44	Character*001 Was...enrolled in a business, vocational, technical, secretarial, or trade school in October 1990, that is, October of last year? -1 = Out of universe 1 = Yes 2 = No 9 = No response	(0383:0383)	A-S42 = 2
A-S45	Character*001 Check item - Entry in item 30 or 35 is -1 = Out of universe 1 = Yes 2 = No	(0384:0384)	A-S43 = 01-18 or A-S44 = 1

Data	Size	Begin:end	Universe
A-S46	Character*001 Was the school in which... was enrolled in October of last year the same school he/she is enrolled in this year? -1 = Out of universe 1 = Yes (same) 2 = No (different) 9 = No response	(0385:0385)	A-S30= 1 or A-S35= 1
A-S47	Character*001 How many schools has... been enrolled in since last October? -1 = Out of universe 2 = 2 schools 3 = 3 schools 4 = 4+ schools 9 = No response	(0386:0386)	A-S46=2
A-S48A	Character*001 Did...change schools over the summer? -1 = Out of universe 1 = Yes 2 = No 9 = No response	(0387:0387)	A-S46=2
A-S48B	Character*001 Did...change schools during the 1990-91 school year? -1 = Out of universe 1 = Yes 2 = No 9 = No response	(0388:0388)	A-S46=2
A-S49	Character*001 Why did...leave the school in which he/she was enrolled in October 1990? Was it because he/she moved, completed the highest grade in that school, completed a program or degree or some other reason? -1 = Out of universe 1 = Moved 2 = Completed grade, program/degree 3 = Other 9 = No response	(0389:0389)	A-S46=2

Data	Size	Begin:end	Universe
A-S50	Character*001 Was the school in which... was enrolled in October 1990 in the same state as the school in which he/she is currently enrolled? -1 = Out of universe 1 = Yes 2 = No 9 = No response	(0390:0390)	A-S46=2
A-S51	Character*001 Check item - Item 43: -1 = Out of universe 1 = College 2 = All others	(0391:0391)	A-S46=2
A-S52	Character*001 Was the college...was enrolled in last October a two-year college or a four-year college or university? -1 = Out of universe 1 = 2-year college 2 = 4-year college 9 = No response	(0392:0392)	A-S51=1
A-S53	Character*001 Was the school in which...was enrolled in October of last year public or private? -1 = Out of universe 1 = Public 2 = Private 9 = No response	(0393:0393)	A-S51=1
A-S54	Character*001 Check item 1 = Entry of "1-12" in item 32 2 = All others	(0394:0394)	All persons age 15+
A-S55	Character*001 Check item -1 = Out of universe 1 = Age 15-24 2 = Age 25+	(0395:0395)	A-S30=2 or A-S32=13-18
A-S56	Character*001 Check item -1 = Out of universe 1 = High school graduate 2 = Not high school graduate	(0396:0396)	A-S55=1

Data	Size	Begin:end	Universe
A-S57	Character*001 In what calendar year did... last attend regular school? -1 = Out of universe 1 = 1991 2 = 1990 or before 3 = Never attended	(0397:0397)	A-S56=2
A-S58	Character*001 In what calendar year did... complete high school? -1 = Out of universe 1 = 1991 2 = 1990 or before	(0398:0398)	A-S56=1
A-S59	Character*001 Did...complete high school by means of an equivalency and age= test such as the GED? -1 = Out of universe 1 = Yes 2 = No 9 = No response	(0399:0399)	A-S56=1 15-24
A-S60	Character*001 Check Item - Who reported for this person? 1 = Self 2 = Parent 3 = Spouse 4 = Other relative 5 = Non relative 9 = No response	(0400:0400)	All persons age 15+

ADULT'S SUPPLEMENT ALLOCATED ITEMS

A%S30	Character*001 Is...attending or enrolled in regular school? 0 = Not allocated 1 = Allocated	(0401:0401)	
A%S31	Character*001 Is...enrolled in public or private school? 0 = Not allocated 1 = Allocated	(0402:0402)	
A%S32	Character*001 What grade or year is... attending? 0 = Not allocated 1 = Allocated	(0403:0403)	

Data	Size	Begin:end	Universe
A%S33	Character*001 Is...attending college full-time or part-time? 0 = Not allocated 1 = Allocated	(0404:0404)	
A%S34	Character*001 Is this a two-year college or a four-year college or university? 0 = Not allocated 1 = Allocated	(0405:0405)	
A%35	Character*001 Excluding (regular college courses and) on the job training, is...taking any business, vocational, technical, secretarial, trade or correspondence courses? 0 = Not allocated 1 = Allocated	(0406:0406)	
A%42	Character*001 Was...attending or enrolled in a regular school or college in October 1990, that is, October of last year? 0 = Not allocated 1 = Allocated	(0407:0407)	
A%57	Character*001 In what calendar year did...last attend regular school? 0 = Not allocated 1 = Allocated	(0408:0408)	
A%58	Character*001 In what calendar year did...complete high school? 0 = Not allocated 1 = Allocated	(0409:0409)	
ADULT FINAL SUPPLEMENT WEIGHT			
A-SUPWGT	Character*009 Adult final supplement weight (2 implied decimal places)	(0410:0418)	** Age = 16+

Data	Size	Begin:end	Universe
ADULT SUPPLEMENT RECODED ITEM			
A-RECS40	Character*005	(0419:0423)	
	What is the amount of tuition and fees for this school year at the school....is attending?		
	-1 = Out of universe		
	4000 = 4,000 to 4,999		
	5000 = 5,000 to 5,999		
	6000 = 6,000+		
	99999 = No response		
Padding		(0424:0452)	

****NOTE:** For producing weighted tallies of individuals less than 16 years old, use A-FNLWGT.

ATTACHMENT 10

CURRENT POPULATION SURVEY

October 1991 Children's Supplement Record Layout

Data	Size	Begin:end	Universe
Padding		(0361:0423)	
C-S61	Character*001 Check Item 1 = 0 to 2 2 = 3 to 14	(0424:0424)	All persons less than 15 years old
C-S62	Character*001 Is...attending or enrolled in school? -1 = Out of universe 1 = Yes 2 = No	(0425:0425)	A-S61=2
C-S63	Character*001 Is...enrolled in a public or private school? -1 = Out of universe 1 = Public 2 = Private	(0426:0426)	A-S62=1
C-S64	Character*002 What grade or year is...attending? -1 = Out of universe 1 = Nursery - full-day 2 = Nursery - part-day 3 = Kindergarten - full-day 4 = Kindergarten - part-day 5-12 = Elementary - 1st to 8th grades 13-16 = High school - 9th to 12th grades	(0427:0428)	A-S62=1
C-S65	Character*001 Check item - Entry in 63 is: -1 = Out of universe 1 = Public 2 = Private	(0429:0429)	A-S62=1
C-S66	Character*001 Is the school...attends church related or not church related? -1 = Out of universe 1 = Church related 2 = Not church related 9 = No response	(0430:0430)	A-S63=2

Data	Size	Begin:end	Universe	
C-S67	Character*005		(0431:0435)	A-S63=2
	What is the amount of tuition and fees for this school year at the school...is attending? -1 = Out of universe 0-9999= Amount of tuition 99999= No response			
If no entry in C-S67, look at C-RECS67 for recode of C-S67.				
C-S67A	Character*001		(0436:0436)	A-S63=2
	What is the amount of tuition and fees for this school year at the school...is attending? -1 = Out of universe 1 = None 9 = No response			
C-S68	Character*001		(0437:0437)	A-S62=1
	Check item - Entry in item 64 is: -1 = Out of universe 1 = 1-12 2 = Nursery or kindergarten			
C-S69	Character*001		(0438:0438)	A-S64=5-16
	Was...attending or enrolled in a regular school in October 1990, that is, October of last year? -1 = Out of universe 1 = Yes 2 = No 9 = No response			
C-S70	Character*001		(0439:0439)	A-S69=1
	Was the school in which... was enrolled in October of last year the same school he/she is enrolled in this year? -1 = Out of universe 1 = Yes (same) 2 = No (different) 9 = No response			
C-S71	Character*001		(0440:0440)	A-S70=2
	How many schools has...been enrolled in since last October (including the school enrolled in last October but excluding summer school)? -1 = Out of universe 2 = 2 schools 3 = 3 schools 4 = 4+ schools 9 = No response			

Data	Size	Begin:end	Universe	
C-S72A	Character*001		(0441:0441)	A-S70=2
	Did...change schools over the summer?			
	-1 = Out of universe			
	1 = Yes			
	2 = No			
	9 = No response			
C-S72B	Character*001		(0442:0442)	A-S70=2
	Did...change schools during the 1990-91 school year?			
	-1 = Out of universe			
	1 = Yes			
	2 = No			
	9 = No response			
C-S73	Character*001		(0443:0443)	A-S70=2
	Why did...leave the school in which he/she was enrolled in October 1990? Was it because he/she moved, completed the highest grade in that school or some other reason?			
	-1 = Out of universe			
	1 = Moved			
	2 = Completed grade			
	3 = Other			
	9 = No response			
C-S74	Character*001		(0444:0444)	A-S70=2
	Was the school in which...was enrolled in October of last year public or private?			
	-1 = Out of Universe			
	1 = Public			
	2 = Private			
	9 = No response			

CHILDREN'S RECODED SUPPLEMENT ITEM

C-RECS67	Character*005		(0445:0449)	
	-1 = Out of universe			
	4000 = 4,000 to 4,999			
	5000 = 5,000 to 5,999			
	6000 = 6,000+			
	99999 = No response			


CHILDREN'S SUPPLEMENT ALLOCATED ITEMS

C%S62	Character*001		(0450:0450)	
	Is...attending or enrolled in school?			
	0 = Not allocated			
	1 = Allocated			

Data	Size	Begin:end	Universe
C%S63	Character*001		(0451:0451)
	Is...enrolled in a public or private school?		
	0 = Not allocated		
	1 = Allocated		
C%S64	Character*001		(0452:0452)
	What grade or year is... attending?		
	0 = Not allocated		
	1 = Allocated		

ATTACHMENT 11

Questionnaire Facsimile

CHECK ITEM Only CPS-1 for household <input type="checkbox"/> First CPS-1 of continuation h'hd ... <input type="checkbox"/> Second CPS-1 of continuation h'hd ... <input type="checkbox"/> Third, fourth, and 5th CPS-1 <input type="checkbox"/>	FORM CPS-1  U.S. DEPARTMENT OF COMMERCE Bureau of the Census	CONTROL NUMBER			
	CURRENT POPULATION SURVEY <i>Form Approved - O.M.B. No. 1220-0100 - Expires 11-30-91</i>		Foadic 26.1:1	PSU	SEGMENT

LINE NO. OF H'HD RESP. _____

NON H'HD RESPONDENT
(Specify and Send Intercomm for interviewed household)

INTERVIEW
 Do ITEMS 23A-E in this CPS-1 contain ANY ENTRY OTHER THAN NEVER WORKED Yes No

NONINTERVIEW
 TYPE A
 TYPE B
 TYPE C

(SEND INTER COMM FOR TYPE A AND C)

TELEPHONE HOLD
(Mark this box for office "telephone hold" cases only)

CURRENT

POPULATION

SURVEY

FIRST CHILD					
18A. LINE NO.	18B. RELATIONSHIP TO REF. PERS.	18C. PAR'S LINE NO.	18D. AGE	18G1. SEX Male... I Female... 2	18K. ORIGIN
1	Nat'l/Ad'g Child 06				
2	Step Child... 06				
3	Grandchild... 07				
4	Brother/Sister... 09				
5	Other Rel. of ref. person... 10				
6	Foster Child... 11				
7	Non-rel. of Ref. Person WITH OWN rel. in H'hld... 12				
8	Non-rel. of Ref. Person with NO OWN rel. in H'hld 14	None			
61. CHECK ITEM 0 to 2 (Go to next child) 3 to 14 (Ask 62)					
62. Is... attending or enrolled in school? Yes (Ask 63) No (End questions)					
63. Is... enrolled in a public or private school? Public Private (Include parochial)					
64. What grade or year is... attending? (If nursery or kindergarten, ask if full-day or part-day.)					
65. CHECK ITEM Entry in 63 is: Public Private (Skip to 68) Private (Ask 66)					
66. Is the school... attends church related or not church related? Church related Not church related					
67. What is the amount of tuition and fees for this school year at the school... is attending? Dollars None					
68. CHECK ITEM Entry in item 64 is: 1-12 Nursery or Kindergarten (Ask 69) (End questions)					
69. Was... attending or enrolled in a regular school in October 1990, that is, October of last year? Yes (Ask 70) No (End questions)					
70. Was the school in which... was enrolled in October of last year the same school he/she is enrolled in this year? Yes (Same) (End questions) No (Different) (Ask 71)					
71. How many schools has... been enrolled in since last October (including the school enrolled in last October but excluding summer school)? 2 3 4+ No					
72. Did... change schools... Over the summer? During the 1990-91 school year? Yes No					
73. Why did... leave the school in which he/she was enrolled in October 1990? Was it because he/she moved, completed the highest grade in that school or some other reason? Moved Compl. grade Other					
74. Was the school in which... was enrolled in October of last year public or private? Public Private (End questions for this person.)					

FIRST ARMED FORCES MEMBER (Fill only in interview household for persons with "AF" in CC Item 22.)					
18A. LINE NO.	18B. RELATIONSHIP TO REFERENCE PERS.	18C. PAR'S LINE NO.	18D. AGE	18E. MARITAL STATUS	
1	Ref. Person WITH rel. in H'hld. 01				
2	Ref. person with NO rel. in H'hld... 02				Married-spouse present... I
3	Husband... 03				
4	Wife... 04				Married-spouse absent (Exclude separated) 2
5	Natural/Adopted Child... 05				
6	Step Child... 06				
7	Grandchild... 07				
8	Parent... 08				Widowed... 3
9	Brother/Sister... 09				Divorced... 4
10	Other Rel. of ref. person... 10				Separated... 5
11	Foster Child... 11				Never married... 6
12	Non-rel. of Ref. Person WITH OWN rel. in H'hld... 12	None			
13	Partner/Roommate... 13				
14	Non-rel. of Ref. Person (other than partner/roommate) with NO OWN rel. in H'hld 14				
18F. SPOUSE'S LINE NO.					
18G1. SEX Male I Female 2					
18H. HIGHEST GRADE ATTENDED Yes I No 2					
18I. GRADE COMPLETED Yes I No 2					
18J. RACE White I Black 2 Amer. Indian, Aleut, Eskimo 3 Asian or Pac. Isl. 4 Other 5					
18K. ORIGIN					

SECOND CHILD					
18A. LINE NO.	18B. RELATIONSHIP TO REF. PERS.	18C. PAR'S LINE NO.	18D. AGE	18G1. SEX Male... I Female... 2	18K. ORIGIN
1	Nat'l/Ad'g Child 06				
2	Step Child... 06				
3	Grandchild... 07				
4	Brother/Sister... 09				
5	Other Rel. of ref. person... 10				
6	Foster Child... 11				
7	Non-rel. of Ref. Person WITH OWN rel. in H'hld... 12				
8	Non-rel. of Ref. Person with NO OWN rel. in H'hld 14	None			
61. CHECK ITEM 0 to 2 (Go to next child) 3 to 14 (Ask 62)					
62. Is... attending or enrolled in school? Yes (Ask 63) No (End questions)					
63. Is... enrolled in a public or private school? Public Private (Include parochial)					
64. What grade or year is... attending? (If nursery or kindergarten, ask if full-day or part-day.)					
65. CHECK ITEM Entry in 63 is: Public Private (Skip to 68) Private (Ask 66)					
66. Is the school... attends church related or not church related? Church related Not church related					
67. What is the amount of tuition and fees for this school year at the school... is attending? Dollars None					
68. CHECK ITEM Entry in item 64 is: 1-12 Nursery or Kindergarten (Ask 69) (End questions)					
69. Was... attending or enrolled in a regular school in October 1990, that is, October of last year? Yes (Ask 70) No (End questions)					
70. Was the school in which... was enrolled in October of last year the same school he/she is enrolled in this year? Yes (Same) (End questions) No (Different) (Ask 71)					
71. How many schools has... been enrolled in since last October (including the school enrolled in last October but excluding summer school)? 2 3 4+ No					
72. Did... change schools... Over the summer? During the 1990-91 school year? Yes No					
73. Why did... leave the school in which he/she was enrolled in October 1990? Was it because he/she moved, completed the highest grade in that school or some other reason? Moved Compl. grade Other					
74. Was the school in which... was enrolled in October of last year public or private? Public Private (End questions for this person.)					

SECOND ARMED FORCES MEMBER (If more than 2 AF persons in household, use continuation CPS-1 document.)					
18A. LINE NO.	18B. RELATIONSHIP TO REFERENCE PERS.	18C. PAR'S LINE NO.	18D. AGE	18E. MARITAL STATUS	
1	Ref. Person WITH rel. in H'hld. 01				
2	Ref. person with NO rel. in H'hld... 02				Married-spouse present... I
3	Husband... 03				
4	Wife... 04				Married-spouse absent (Exclude separated) 2
5	Natural/Adopted Child... 05				
6	Step Child... 06				
7	Grandchild... 07				
8	Parent... 08				Widowed... 3
9	Brother/Sister... 09				Divorced... 4
10	Other Rel. of ref. person... 10				Separated... 5
11	Foster Child... 11				Never married... 6
12	Non-rel. of Ref. Person WITH OWN rel. in H'hld... 12	None			
13	Partner/Roommate... 13				
14	Non-rel. of Ref. Person (other than partner/roommate) with NO OWN rel. in H'hld 14				
18F. SPOUSE'S LINE NO.					
18G1. SEX Male I Female 2					
18H. HIGHEST GRADE ATTENDED Yes I No 2					
18I. GRADE COMPLETED Yes I No 2					
18J. RACE White I Black 2 Amer. Indian, Aleut, Eskimo 3 Asian or Pac. Isl. 4 Other 5					
18K. ORIGIN					

18. LINE NUMBER

19. What was ... doing most of LAST WEEK -

- Working (Skip to 20A)
- Keeping house
- Going to school or something else
- Working (Skip to 20A) ... WK
- With a job but not at work ... J
- Looking for work ... LK
- Keeping house ... H
- Going to school ... S
- Unable to work (Skip to 24) ... U
- Retired ... R
- Other (Specify) ... OT

20. Did ... do any work at all LAST WEEK, not counting work around the house? (Note: If farm or business operator in hh., ask about unpaid work.)

Yes No (Go to 21)

20A. How many hours did ... work LAST WEEK at all jobs?

0 1 2 3 4 5 6 7 8 9

20B. CHECK ITEM

49+ (Skip to Item 23)

1-34 (Go to 20C)

35-48 (Go to 20D)

20C. Does ... USUALLY work 35 hours or more a week at this job?

Yes What is the reason ... worked less than 35 hours LAST WEEK?

No What is the reason ... USUALLY works less than 35 hours a week? (Mark the appropriate reason)

- Slack work
- Material shortage
- Plant or machine repair
- New job started during week
- Job terminated during week
- Could find only part-time work
- Holiday (Legal or religious)
- Labor dispute
- Bad weather
- Own illness
- On vacation
- Too busy with housework, school, personal bus., etc.
- Did not want full-time work
- Full-time work went under 35 hours
- Other reason (Specify)

(Skip to 23 and enter job worked at last week)

20D. Did ... work any overtime or at more than one job LAST WEEK?

Yes How many extra hours did ... work?

0 1 2 3 4 5 6 7 8 9

(Correct 20A and 20B as necessary if extra hours not already included and skip to 23.)

No (Skip to 23)

INDUSTRY

D	0	0	0
F	1	1	1
I	2	2	2
C	3	3	3
E	4	4	4
U	5	5	5
S	6	6	6
E	7	7	7
O	8	8	8
N	9	9	9
L	0	0	0
Y	1	1	1

Ref. Unc.

OCCUPATION

0	0	0
1	1	1
2	2	2
3	3	3
4	4	4
5	5	5
6	6	6
7	7	7
8	8	8
9	9	9

Ref. Unc.

21. (If I in 19, skip to 21A.) Did ... have a job or business from which he/she was temporarily absent or on layoff LAST WEEK?

Yes No (Go to 22)

21A. Why was ... absent from work LAST WEEK?

- Own illness
- On vacation
- Bad weather
- Labor dispute
- New job to begin within 30 days (Skip to 22B and 22C2)
- Temporary layoff (Under 30 days)
- Indefinite layoff (30 days or more or no def. recall date) (Skip to 22C3)
- Other (Specify)

21B. Is ... receiving wages or salary from his/her employer for any of the time off LAST WEEK?

Yes No

21C. Does ... usually work 35 hours or more a week at this job?

Yes No

(Skip to 23 and enter job held last week)

22. (If LK in 19, Skip to 22A.) Has ... been looking for work during the past 4 weeks?

Yes No (Go to 24)

22A. What has ... been doing in the last 4 weeks to find work? (Mark all methods used; do not read list.)

- Checked pub. employ. agency
- Checked priv. employ. agency
- Employer directly
- Friends or relatives
- Placed or answered ads
- Nothing (Skip to 24)
- Other (Specify in notes, e.g., JTPA, union or prof. register, etc.)

22B. At the time ... started looking for work, was it because he/she lost or quit a job or was there some other reason?

- Lost job
- Quit job
- Left school
- Wanted temporary work
- Change in home or family responsibilities
- Left military service
- Other (Specify in notes)

22C. 1) How many weeks has ... been looking for work?

0 1 2 3 4 5 6 7 8 9

2) How many weeks ago did ... start looking for work?

0 1 2 3 4 5 6 7 8 9

3) How many weeks ago was ... laid off?

0 1 2 3 4 5 6 7 8 9

22D. Has ... been looking for full-time or part-time work?

Full Part

22E. Could ... have taken a job LAST WEEK if one had been offered?

Yes No Why not?

- Already has a job
- Temporary illness
- Going to school
- Other (Specify in notes)

22F. When did ... last work at a full-time job or business lasting 2 consecutive weeks or more? Within last 12 months (Specify) ... (Month)

- One to five years ago
- More than 5 years ago
- Never worked full-time 2 wks. or more
- Never worked at all

(SKIP to 23. If layoff entered in 21A, enter job, either full or part time, from which laid off. Else enter last full time job lasting 2 weeks or more, or "never worked.")

23. DESCRIPTION OF JOB OR BUSINESS

23A. For whom did ... work? (Name of company, business, organization or other employer.)

23B. What kind of business or industry is this? (For example: TV and radio mfg., retail shoe store, State Labor Dept.)

23C. What kind of work was ... doing? (For example: electrical engineer, stock clerk, typist, farmer.)

23D. What were ...'s most important activities or duties at this job? (For example: types, keeps account books, files, sells cars, operates printing press, finishes concrete.)

24. CHECK ITEM (Rotation number)

First digit of SEGMENT number is:

- 0 1 2 3 5 6 or 7 (Skip to 26)
- 4 or 8 (Go to 24A)

24A. When did ... last work for pay at a regular job or business, either full- or part-time?

- Within past 12 months
- 1 up to 2 years ago
- 2 up to 3 years ago (Go to 24B)
- 3 up to 4 years ago
- 4 up to 5 years ago
- 5 or more years ago (Skip to 24C)
- Never worked (Skip to 24C)

24B. Why did ... leave that job?

- Personal, family (incl. pregnancy) or school
- Health
- Retirement or old age
- Seasonal job completed
- Slack work or business conditions
- Temporary nonseasonal job completed
- Unsatisfactory work arrangements (Hours, pay, etc.)
- Other

24C. Does ... want a regular job now, either full- or part-time?

Yes (Go to 24D)

Maybe - it depends (Specify in notes)

No (Skip to 24E)

Don't know

24D. What are the reasons ... is not looking for work? (Mark each reason mentioned)

- Believes no work available in line of work or area
- Couldn't find any work
- Lacks nec. schooling, training, skills or experience
- Employers think too young or too old
- Other pers. handicap in finding job
- Can't arrange child care
- Family responsibilities
- In school or other training
- Ill health, physical disability
- Other (Specify in notes)
- Don't know

24E. Does ... intend to look for work of any kind in the next 12 months?

Yes It depends (Specify in notes)

No Don't know (If entry in 24B, describe job in 23, otherwise, skip to 26)

25. CHECK ITEM (Rotation number)

First digit of SEGMENT number is:

- 0 1 2 3 5 6 or 7 (Skip to 26)
- 4 or 8 (Go to 25A)

25A. How many hours per week does ... USUALLY work at this job?

0 1 2 3 4 5 6 7 8 9

25B. Is ... paid by the hour on this job?

Yes (Go to 25C)

No (Skip to 25D)

25C. How much does ... earn per hour?

Dollars	Cents
0	0
1	0
2	0
3	0
4	0
5	0
6	0
7	0
8	0
9	0

(Ask 25D) REF

25D. How much does ... USUALLY earn per week at this job BEFORE deductions? Include any overtime pay, commissions, or tips usually received.

\$	

REF

25E. On this job, is ... a member of a labor union or of an employee association similar to a union?

Yes (Skip to 26)

No (Ask 25F)

25F. On this job, is ... covered by a union or employee association contract?

Yes (Go to 26)

No

23E. Was this person

- An employee of a PRIVATE Co, bus., or individual for wages, salary or comm. ... P
- A FEDERAL government employee ... F (Go to 23F)
- A STATE government employee ... S
- A LOCAL government employee ... L
- Self-empl. in OWN bus., prof. practice, or farm
- Is the business incorporated? Yes No SE
- Working WITHOUT PAY in fam. bus. or farm ... WP (Skip to 26)
- NEVER WORKED ... NEV

23F. CHECK ITEM

Entry (or NA) in item 20A (Go to 25 at top of page)

Entry (or NA) in item 21B

All other cases (Skip to 26)

18A. LINE 1 2 3 4 5 6 7 8 9	18B. RELATIONSHIP TO REFERENCE PERSON			18C. PAR'S LINE NO.	18D. AGE	18E. MARITAL STATUS	18F. SPOUSES LINE NUMBER	18G1. SEX Male I Female 2	18G2. VETERAN STATUS Veteran 7 Vietnam Era I Korean War 2 World War II 3 World War I 4 Other Service 5 Nonveteran 6	18H. HIGHEST GRADE ATTENDED 0 0 1 1 2 2 3 3 4 4 5 5 6 6 7 7 8 8 9 9	18I. GRADE COMPLETED Yes 1 No 2	18J. RACE White 1 Black 2 Amer. Indian, Aleut, Eskimo 3 Asian or Pacific Isl. 4 Other 5	18K. ORIGIN C 1 I 2 O 3 A 4 S 5 M 6 P 7 N 8 O 9
	Ref. Person WITH rel. in H'hld. 01 0												
	Ref. person with NO rel. in H'hld. 02 0												
	Husband 03 0												
	Wife 04 0												
	Natural/Adopted Child 05 0												
	Step Child 06 0												
	Grandchild 07 0												
	Parent 08 0												
	Brother/Sister 09 0												
	Other Rel. of Ref. Person 10 0												
	Foster Child 11 0												
	Non-rel. of Ref. Person WITH OWN rel. in H'hld. 12 0												
	Partner/Roommate Non-rel. of Ref. Person (other than partner/roommate) with NO OWN rel. in H'hld. 13 0												
Partner/Roommate with NO OWN rel. in H'hld. 14 0													
26. CHECK ITEM (Transcribe from control card item 18) This person is 16-24 years of age (Ask 26A) All others (Skip to 26C)													
26A. (If 'School' in 19, Verify) LAST WEEK was attending or enrolled in a high school, college, or university? (Mark 'Yes' if currently on holiday or seasonal vacation. Mark 'No' for summer vacation.) Yes (Verify) No (Skip to 26C) High school (Ask 26B) College or Univ. (Ask 26B)													
26B. Is enrolled in school as a full-time or part-time student? Full time (Fill 26C) Part time (Fill 26C)													
26C. CHECK ITEM Who responded to the labor force items for this person? Self Other Self/Other													
REMINDER: ASK THE LABOR FORCE QUESTIONS FOR ALL HOUSEHOLD MEMBERS 15+ YEARS OLD BEFORE ASKING THE SUPPLEMENT QUESTIONS													
SUPPLEMENT QUESTIONS Approved - O.M.B. No. 0607-0464 Expires 12-31-91													
LEAD-IN: This month we are asking some additional questions concerning school enrollment.													
28. CHECK ITEM School enrollment status (Transcribe from 26A) Yes (Verify 30) No (Ask 30) Blank (Ask 30)													
30. Is attending or enrolled in regular school? Yes (Ask 31) No (Skip to 35)													
31. Is enrolled in public or private school? Public Private													
32. What grade or year is attending? Elementary 1 2 3 4 5 6 7 8 High School 9 10 11 12 College 21 22 23 24 25 26 (If entry in 26B) SKIP TO item 34, OTHERWISE, ask item 33													
33. Is standing college full-time or part-time? Full time Part time													
34. Is this a two-year college or a four-year college or university? 2-year college (community or junior college) 4-year college or university													
35. NOTE: For persons enrolled in college (21-26 in item 32) read the parenthetical phrase. Excluding (regular college courses and) on the job training, is taking any business, vocational, technical, secretarial, trade or correspondence courses? Yes (Ask 36) No (Skip to 37)													
36. Is taking these courses at a business, vocational, technical, secretarial or trade school? Yes (Skip to 41) No (Fill 37)													
37. CHECK ITEM Entry of 21-26 in item 32 (Skip to 41) All others (Skip to 42)													
38. CHECK ITEM Entry in item 31 is Public (Skip to 42) Private (Ask 39)													
39. Is the school attends church related or not church related? Church related Not church related													
40. What is the amount of tuition and fees for this school year at the school is attending? (Include only fees required for school entry; exclude room and board, books, uniforms, school supplies, and lunch.) Dollars None \$													
41. What degree or certificate is currently working toward? Associate degree (AA) Occupational Bachelor's Master's Doctorate (PhD.) Professional (MD, DDS, DVM, Law, etc.) Other License, Diploma, or Certificate Not working towards a degree (just taking courses for job, or own use)													
42. Was attending or enrolled in a regular school or college in October 1990, that is, October of last year? Yes (Ask 43) No (Skip to 44)													
43. What grade or year was attending last year? Elementary 1 2 3 4 5 6 7 8 High School 9 10 11 12 College 21 22 23 24 25 26 (Skip to 45)													
44. Was enrolled in a business, vocational, technical, secretarial, or trade school in October 1990, that is, October of last year? Yes (Fill 45) No (Skip to 54)													
45. CHECK ITEM Entry in item 30 or 35 is: Yes (Ask 46) No (Skip to 51)													
46. Was the school in which was enrolled in October of last year the same school he/she is enrolled in this year? Yes (Same) (Skip to 54) No (Different) (Ask 47)													
47. How many schools has been enrolled in since last October (including the school enrolled in last October but excluding summer school)? 2 3 4+													
48. Did change schools - Over the summer? During the 1990-91 school year? Yes No													
49. Why did leave the school in which he/she was enrolled in October 1990? Was it because he/she moved, completed the highest grade in that school, completed a program or degree or some other reason? Moved Compl. grade program/degree Other													
50. Was the school in which was enrolled in October 1990 in the same State as the school in which he/she is currently enrolled? Yes No													
51. CHECK ITEM Item 43: College (21-26) (Ask 52) All others (Skip to 53)													
52. Was the college was enrolled in last October a two-year college or a four-year college or university? 2-yr college (community or junior college) 4-yr college or university													
53. Was the school in which was enrolled in October of last year public or private? Public Private													
54. CHECK ITEM Entry of "1-12" in item 32 (Skip to 60) All others (Fill 55)													
55. CHECK ITEM Age 15-24 (Fill 56) Age 25+ (Skip to 60)													
56. CHECK ITEM High School Graduate (entries of "12" and "yes" in CC items 23a and 23b OR entry of "21-26" in CC item 23a) Not High School graduate (Ask 57)													
57. In what calendar year did last attend regular school? 1991 1990 or before Never attended (Skip to 59)													
58. In what calendar year did complete high school? 1991 1990 or before													
59. Did complete high school by means of an equivalency test, such as the GED? Yes No													
60. CHECK ITEM Who reported for this person? Self Other relative Parent Nonrelative Spouse													
If this is the last person 15+ years of age in the household, go to page 2 and complete items 61-74 as applicable, for any children 0-14 years old.													

18. LINE NUMBER

19. What was ... doing most of LAST WEEK -

- Working
- Keeping house
- Going to school or something else?
- Working (Skip to 20A) ... WK
- With a job but not at work ... J
- Looking for work ... LK
- Keeping house ... H
- Going to school ... S
- Unable to work (Skip to 24) ... U
- Retired ... R
- Other (Specify) ... OT

20. Did ... do any work at all LAST WEEK, not counting work around the house? (Note: If farm or business operator in hh, ask about unpaid work.)

20A. How many hours did ... work LAST WEEK at all jobs?

20B. CHECK ITEM

20C. Does ... USUALLY work 35 hours or more a week at this job?

20D. Did ... lose any time off LAST WEEK for any reason such as illness, holiday or slack work?

20E. Did ... work any overtime or at more than one job LAST WEEK?

20F. INDUSTRY

20G. OCCUPATION

21. (If in 19, skip to 21A.) Did ... have a job or business from which he/she was temporarily absent or on layoff LAST WEEK?

21A. Why was ... absent from work LAST WEEK?

21B. Is ... receiving wages or salary from his/her employer for any of the time off LAST WEEK?

21C. Does ... usually work 35 hours or more a week at this job?

22. (If LK in 19, skip to 22A.) Has ... been looking for work during the past 4 weeks?

22A. What has ... been doing in the last 4 weeks to find work? (Mark all methods used; do not read list.)

22B. At the time ... started looking for work, was it because he/she lost or quit a job or was there some other reason?

22C. 1) How many weeks has ... been looking for work?

2) How many weeks ago did ... start looking for work?

3) How many weeks ago was ... laid off?

22D. Has ... been looking for full-time or part-time work?

22E. Could ... have taken a job LAST WEEK if one had been offered?

22F. When did ... last work at a full-time job or business lasting 2 consecutive weeks or more?

23. DESCRIPTION OF JOB OR BUSINESS

23A. For whom did ... work? (Name of company, business, organization or other employer.)

23B. What kind of business or industry is this? (For example: TV and radio mfg., retail shoe store, State Labor Dept.)

23C. What kind of work was ... doing? (For example: electrical engineer, stock clerk, typist, farmer.)

23D. What were ...'s most important activities or duties at this job? (For example: types, keeps account books, files, sells cars, operates printing press, finishes concrete.)

23E. Was this person an employee of a PRIVATE Co., bus. or individual for wages, salary or comm. ... P

A FEDERAL government employee ... F

A STATE government employee ... S

A LOCAL government employee ... L

Self-empl. in OWN bus., prof. practice, or farm

Is the business incorporated? Yes ... I No ... N

Working WITHOUT PAY in fam. bus. or farm ... WP

NEVER WORKED ... NEV

23F. CHECK ITEM

Entry (or NA) in item 20A ...

Entry (or NA) in item 21B ...

All other cases ...

24. CHECK ITEM (Rotation number)

24A. When did ... last work for pay at a regular job or business, either full- or part-time?

24B. Why did ... leave that job?

24C. Does ... want a regular job now, either full- or part-time?

24D. What are the reasons ... is not looking for work? (Mark each reason mentioned)

24E. Does ... intend to look for work of any kind in the next 12 months?

25. CHECK ITEM (Rotation number)

25A. How many hours per week does ... work at this job?

25B. Is ... paid by the hour on this job?

25C. How much does ... earn per hour?

25D. How much does ... USUALLY earn per week at this job BEFORE deductions? (Include any overtime pay, commissions, or tips usually received.)

25E. On this job, is ... a member of a labor union or of an employee association similar to a union?

25F. On this job, is ... covered by a union or employee association contract?

18A. LINE C C I E E S S S S S	18B. RELATIONSHIP TO REFERENCE PERSON		18C. PAR'S LINE NO.	18D. AGE	18E. MARITAL STATUS	18F. SPOUSE'S LINE NUMBER	18G1. SEX Male I Female E 7	18G2. VETERAN STATUS Veteran 7 Vietnam Era I Korean War E World War II 3 World War I 4 Other Service 5 Nonveteran 6	18H. HIGHEST GRADE ATTENDED	18I. GRADE COMPLETED	18J. RACE White I Black E Amer. Indian, Aleut, Eskimo 3 Asian or Pacific Isl. 4 Other 5	18K. ORIGIN
	Ref. Person WITH rel. in H'hd. 01	<input type="checkbox"/>										
	Ref. person with NO rel. in H'hd. 02	<input type="checkbox"/>										
	Husband 03	<input type="checkbox"/>										
	Wife 04	<input checked="" type="checkbox"/>										
	Natural/Adopted Child 05	<input type="checkbox"/>										
	Step Child 06	<input type="checkbox"/>										
	Grandchild 07	<input type="checkbox"/>										
	Parent 08	<input type="checkbox"/>										
	Brother/Sister 09	<input type="checkbox"/>										
	Other Rel. of Ref. Person 10	<input type="checkbox"/>										
	Foster Child 11	<input type="checkbox"/>										
	Non-rel. of Ref. Person WITH OWN rel. in H'hd. 12	<input type="checkbox"/>										
	Partner/Roommate Non-rel. of Ref. Person (other than partner/ roommate) with NO OWN rel. in H'hd. 14	<input type="checkbox"/>										

26. CHECK ITEM
(Transcribe from control card item 18)
This person is
16-24 years of age (Ask 26A)
All others (Skip to 26C)

26A. (If 'School' in 19, Verify) LAST WEEK
was ... attending or enrolled in a high
school, college, or university?
(Mark "Yes" if currently on holiday or
seasonal vacation. Mark "No" for
summer vacation.)
Yes (Verify) No (Skip to
26C)
High school ...
College or Univ. (Ask 26B)

26B. Is ... enrolled in school as a full-time
or part-time student?
Full time (Fill 26C)
Part time

26C. CHECK ITEM Who responded to the
labor force items for this person?
 Self
 Other
 Self/Other

33. Is ... attending college full-time or part-time?
Full time
Part time

34. Is this a two-year college or a four-year college
or university?
2-year college
(community or junior college)
4-year college or university.

35. NOTE: For persons enrolled in college (21-26 in
item 32) read the parenthetical phrase.
Excluding (regular college courses and) on the job
training, is ... taking any business, vocational,
technical, secretarial, trade or correspondence
courses?
Yes (Ask 36)
No (Skip to 37)

36. Is ... taking these courses at a business,
vocational, technical, secretarial or trade school?
Yes (Skip to 41)
No (Fill 37)

41. What degree or certificate is ... currently working
toward?
Associate degree (AA)
Occupational
General Arts and Sciences ...
Bachelor's
Master's
Doctorate (PhD)
Professional
(MD, DDS, DVM, Law, etc.)
Other License,
Diploma, or Certificate
Not working towards a degree
(just taking courses
for job, or own use)

42. Was ... attending or enrolled in a regular school
or college in October 1990, that is, October
of last year?
Yes (Ask 43)
No (Skip to 44)

49. Why did ... leave the school in which he/she was
enrolled in October 1990? Was it because he/she
moved, completed the highest grade in that school,
completed a program or degree or some other
reason?
Moved Compl. grade
program/degree Other

50. Was the school in which ... was enrolled in
October 1990 in the same State as the school
in which he/she is currently enrolled?
 Yes No

51. CHECK ITEM
Item 43:
College (21-26) (Ask 52)
All others (Skip to 53)

52. Was the college ... was enrolled in last October
a two-year college or a four-year college or
university?
2-yr college
(community or junior college)
4-yr college or university

53. Was the school in which ... was enrolled in October
of last year public or private?
Public Private

REMEMBER: ASK THE LABOR FORCE QUESTIONS
FOR ALL HOUSEHOLD MEMBERS 15+ YEARS OLD
BEFORE ASKING THE SUPPLEMENT QUESTIONS

SUPPLEMENT QUESTIONS
Approved - O.M.B. No. D607-0464 Expires 12-31-91

LEAD-IN: This month we are asking some additional
questions concerning school enrollment.

29. CHECK ITEM
School enrollment status (Transcribe from 26A)
Yes (Verify 30)
No
Blank (Ask 30)

30. Is ... attending or enrolled in regular school?
Yes (Ask 31)
No (Skip to 35)

31. Is ... enrolled in public or private school?
Public
Private

37. CHECK ITEM
Entry of 21-26 in item 32 (Skip to 41)
All others (Skip to 42)

38. CHECK ITEM
Entry in item 31 is
Public (Skip to 42)
Private (Ask 39)

39. Is the school ... attends church related
or not church related?
Church related
Not church related

43. What grade or year was ... attending last year?
Elementary
1 2 3 4 5 6 7 8

High School
9 10 11 12
 (Skip to 45)
College
21 22 23 24 25 26

44. Was ... enrolled in a business, vocational,
technical, secretarial, or trade school
in October 1990, that is, October of last year?
Yes (Fill 45)
No (Skip to 54)

54. CHECK ITEM
Entry of "1-12" in item 32 (Skip to 60)
All others (Fill 55)

55. CHECK ITEM
Age 15-24 (Fill 56)
Age 25+ (Skip to 60)

56. CHECK ITEM
High School Graduate (entries
of "12" and "yes" in CC items
23a and 23b OR entry of
"21-26" in CC item 23a). (Skip to 58)
Not High School graduate (Ask 57)

32. What grade or year is ... attending?
Elementary
1 2 3 4 5 6 7 8

High School
9 10 11 12
 (Skip to 38)
College
21 22 23 24 25 26

(If entry in 26B)

SKIP TO item 34, OTHERWISE, ask item 33)

40. What is the amount of tuition and fees for
this school year at the school ... is attending?
(Include only fees required for school entry;
exclude room and board, books, uniforms, school
supplies, and lunch.)
None
\$
Dollars
0 0 0 0
1 1 1 1
2 2 2 2
3 3 3 3
4 4 4 4
5 5 5 5
6 6 6 6
7 7 7 7
8 8 8 8
9 9 9 9

(Skip to 42)

45. CHECK ITEM
Entry in item 30 or 35 is:
Yes (Ask 46)
No (Skip to 51)

46. Was the school in which ... was enrolled in
October of last year the same school he/she is
enrolled in this year?
Yes (Same) (Skip to 54)
No (Different) (Ask 47)

47. How many schools has ... been enrolled in since
last October (including the school enrolled in last
October but excluding summer school)?
2 3 4+

48. Did ... change schools - Yes No
Over the summer?
During the 1990-91 school year?

57. In what calendar year did ... last attend
regular school?
1991
1990 or before (Skip to 59)
Never attended

58. In what calendar year did ... complete high school?
1991 1990 or before

59. Did ... complete high school by means of an
equivalency test, such as the GED?
Yes No

60. CHECK ITEM
Who reported for this person?
Self Other relative
Parent Nonrelative ...
Spouse

If this is the last person 15+ years of age in the household,
go to page 2 and complete items 61-74 as applicable,
for any children 0-14 years old.

18. LINE NUMBER

19. What was ... doing most of LAST WEEK -
 Working
 Keeping house
 Going to school or something else?

Working (Skip to 20A) ... WK
 With a job but not at work ... J
 Looking for work ... LK
 Keeping house ... H
 Going to school ... S
 Unable to work (Skip to 24) ... U
 Retired ... R
 Other (Specify) ... OT

20. Did ... do any work at all LAST WEEK, not counting work around the house? (Note: If firm or business operator in h/h, ask about unpaid work.)
 Yes No (Go to 21)

20A. How many hours did ... work LAST WEEK at all jobs?
 0 0
 1 1
 2 2
 3 3
 4 4
 5 5
 6 6
 7 7
 8 8
 9 9

20B. CHECK ITEM
 48+ (Skip to item 23)
 1-34 (Go to 20C)
 35-48 (Go to 20D)

20C. Did ... lose any time or take any time off LAST WEEK for any reason such as illness, holiday or slack work?
 Yes No How many hours did ... take off?
 (Correct 20A if lost time not already deducted; if 20A reduced below 35, correct 20B and fill 20C)

20D. Did ... work any overtime or at more than one job LAST WEEK?
 Yes No How many extra hours did ... work?
 (Correct 20A and 20B as necessary if extra hours not already included and skip to 23.)
 (Skip to 23)

21. (If in 19, skip to 21A.) Did ... have a job or business from which he/she was temporarily absent or on layoff LAST WEEK?
 Yes No (Go to 22)

21A. Why was ... absent from work LAST WEEK?
 Own illness ...
 On vacation ...
 Bad weather ...
 Labor dispute ...
 New job to begin within 30 days (Skip to 22B and 22C2)
 Temporary layoff (Under 30 days)
 Indefinite layoff (30 days or more or no def. recall date) (Skip to 22C3)
 Other (Specify) ...

21B. Is ... receiving wages or salary from his/her employer for any of the time off LAST WEEK?
 Yes No

21C. Does ... usually work 35 hours or more a week at this job?
 Yes No (Skip to 23 and enter job held last week)

22. (If LK in 19, Skip to 22A.) Has ... been looking for work during the past 4 weeks?
 Yes No (Go to 24)

22A. What has ... been doing in the last 4 weeks to find work? (Mark all methods used; do not read list.)
 Checked pub. employ. agency
 with -
 - pvt. employ. agency
 - employer directly ...
 - friends or relatives ...
 Placed or answered ads. ...
 Nothing (Skip to 24) ...
 Other (Specify in notes, e.g., JTPA, union or prof. register, etc.) ...

22B. At the time ... started looking for work, was it because he/she lost or quit a job or was there some other reason?
 • Lost job ...
 • Quit job ...
 • Left school ...
 • Wanted temporary work ...
 • Change in home or family responsibilities
 • Left military service ...
 • Other (Specify in notes) ...

22C. 1) How many weeks has ... been looking for work?
 1 1
 2 2
 3 3
 4 4
 5 5
 6 6
 7 7
 8 8
 9 9

2) How many weeks ago did ... start looking for work?
 1 1
 2 2
 3 3
 4 4
 5 5
 6 6
 7 7
 8 8
 9 9

3) How many weeks ago was ... laid off?
 1 1
 2 2
 3 3
 4 4
 5 5
 6 6
 7 7
 8 8
 9 9

22D. Has ... been looking for full-time or part-time work?
 Full Part

22E. Could ... have taken a job LAST WEEK if one had been offered?
 Yes No Why not?
 Already has a job ...
 Temporary illness ...
 Going to school ...
 Other (Specify in notes) ...

22F. When did ... last work at a full-time job or business lasting 2 consecutive weeks or more?
 Within last 12 months (Specify) ... (Month)
 One to five years ago ...
 More than 5 years ago ...
 Never worked full-time 2 wks. or more ...
 Never worked at all ...
 (SKIP to 23. If layoff entered in 21A, enter job, either full or part time, from which laid off. Else enter last full time job lasting 2 weeks or more, or "never worked.")

23. DESCRIPTION OF JOB OR BUSINESS
 23A. For whom did ... work? (Name of company, business, organization or other employer.)
 23B. What kind of business or industry is this? (For example: TV and radio mfg., retail shoe store, State Labor Dept.)
 23C. What kind of work was ... doing? (For example: electrical engineer, stock clerk, typist, farmer.)
 23D. What were ...'s most important activities or duties at this job? (For example: types, keeps account books, files, sets cars, operates printing press, finishes concrete.)

23E. Was this person
 An employee of a PRIVATE Co., bus. or individual for wages, salary or comm. ... P
 A FEDERAL government employee ... F (Go to 23F)
 A STATE government employee ... S
 A LOCAL government employee ... L
 Self-empl. in OWN bus., prof. practice, or farm
 Is the business incorporated? Yes ... I
 No ... SE (Skip to 26)
 Working WITHOUT PAY in fam. bus. or farm ... WP
 NEVER WORKED ... NEV

23F. CHECK ITEM
 Entry (or NA) in item 20A (Go to 25 at top of page)
 Entry (or NA) in item 21B
 All other cases (Skip to 26)

24. CHECK ITEM (Rotation number)
 First digit of SEGMENT number is:
 0 1, 2, 3, 5, 6 or 7 (Skip to 26)
 4 or 8 (Go to 24A)

24A. When did ... last work for pay at a regular job or business, either full- or part-time?
 Within past 12 months
 1 up to 2 years ago ... (Go to 24B)
 2 up to 3 years ago ...
 3 up to 4 years ago ...
 4 up to 5 years ago ...
 5 or more years ago ... (Skip to 24C)
 Never worked ...

24B. Why did ... leave that job?
 Personal, family (incl. pregnancy) or school ...
 Health ...
 Retirement or old age ...
 Seasonal job completed ...
 Slack work or business conditions
 Temporary nonseasonal job completed ...
 Unsatisfactory work arrangements (Hours, pay, etc.)
 Other ...

24C. Does ... want a regular job now, either full- or part-time?
 Yes ... (Go to 24D)
 Maybe - it depends (Specify in notes)
 No ... (Skip to 24E)
 Don't know ...

24D. What are the reasons ... is not looking for work? (Mark each reason mentioned)
 • Believes no work available in line of work or area
 • Couldn't find any work ...
 • Lacks nec. schooling, training, skills or experience ...
 • Employers think too young or too old ...
 • Other pers. handicap in finding job
 • Can't arrange child care ...
 • Family responsibilities ...
 • In school or other training ...
 • Ill health, physical disability ...
 • Other (Specify in notes) ...
 • Don't know ...

24E. Does ... intend to look for work of any kind in the next 12 months?
 Yes ...
 It depends (Specify in notes)
 No ...
 Don't know ... (If entry in 24B, describe job in 23, otherwise, skip to 26)

25. CHECK ITEM (Rotation number)
 First digit of SEGMENT number is:
 0 1, 2, 3, 5, 6 or 7 (Skip to 26)
 4 or 8 (Go to 25A)

25A. How many hours per week does ... USUALLY work at this job?
 0 0
 1 1
 2 2
 3 3
 4 4
 5 5
 6 6
 7 7
 8 8
 9 9

25B. Is ... paid by the hour on this job?
 Yes (Go to 25C)
 No (Skip to 25D)

25C. How much does ... earn per hour?
 Dollars Cents
 0 0
 1 1
 2 2
 3 3
 4 4
 5 5
 6 6
 7 7
 8 8
 9 9

25D. How much does ... USUALLY earn per week at this job BEFORE deductions? Include any overtime pay, commissions, or tips usually received.
 \$ REF

25E. On this job, is ... a member of a labor union or of an employees association similar to a union?
 Yes (Skip to 26)
 No (Ask 25F)

25F. On this job, is ... covered by a union or employee association contract?
 Yes (Go to 26)
 No

18. LINE NUMBER

18. What was... doing most of LAST WEEK --

Working Keeping house Going to school or something else?

Working (Skip to 20A)... WK
 With a job but not at work... J
 Looking for work... LK
 Keeping house... H
 Going to school... S
 Unable to work (Skip to 24)... U
 Retired... R
 Other (Specify)... DT

20C. Does... USUALLY work 35 hours or more a week at this job?

Yes What is the reason... worked less than 35 hours LAST WEEK?

No What is the reason... USUALLY works less than 35 hours a week?

(Mark the appropriate reason)

Slack work...
 Material shortage...
 Plant or machine repair...
 New job started during week...
 Job terminated during week...
 Could find only part-time work...
 Holiday (Legal or religious)...
 Labor dispute...
 Bad weather...
 Own illness...
 On vacation...
 Too busy with housework, school, personal bus., etc...
 Did not want full-time work...
 Full-time work week under 35 hours...
 Other reason (Specify)...

(Skip to 23 and enter job worked at last week)

20. Did... do any work at all LAST WEEK, not counting work around the house? (Note: If farm or business operator in hh., ask about unpaid work.)

Yes No (Go to 21)

20A. How many hours did... work LAST WEEK at all jobs?

0 0
1 1
2 2
3 3
4 4
5 5
6 6
7 7
8 8
9 9

20B. CHECK ITEM

49 (Skip to item 23)
 1-34 (Go to 20C)
 35-48 (Go to 20D)

20D. Did... lose any time or take any time off LAST WEEK for any reason such as illness, holiday or slack work?

Yes How many hours did... take off?

(Correct 20A if last time not already deducted; if 20A reduced below 35, correct 20B and fill 20C)

No

20E. Did... work any overtime or at more than one job LAST WEEK?

Yes How many extra hours did... work?

(Correct 20A and 20B as necessary if extra hours not already included and skip to 23.)

No

(Skip to 23)

INDUSTRY	OCCUPATION
OFFICE	
USE	
ONLY	
Ref.	Ref.
Unc.	Unc.

21. (If in 19, skip to 21A.) Did... have a job or business from which he/she was temporarily absent or on layoff LAST WEEK?

Yes No (Go to 22)

21A. Why was... absent from work LAST WEEK?

Own illness...
 On vacation...
 Bad weather...
 Labor dispute...
 New job to begin within 30 days... (Skip to 22B and 22C2)
 Temporary layoff (Under 30 days)...
 Indefinite layoff (30 days or more or no def. recent date)... (Skip to 22C3)
 Other (Specify)...

21B. Is... receiving wages or salary from his/her employer for any of the time off LAST WEEK?

Yes
 No

21C. Does... usually work 35 hours or more a week at this job?

Yes
 No

(Skip to 23 and enter job held last week)

22. (If LK in 19, skip to 22A.) Has... been looking for work during the past 4 weeks?

Yes No (Go to 24)

22A. What has... been doing in the last 4 weeks to find work? (Mark all methods used; do not read HSL.)

Checked pub. employ. agency with...
 - prt. employ. agency...
 - employer directly...
 - friends or relatives...
 Placed or answered ads...
 Nothing (Skip to 24)...
 Other (Specify in notes, e.g., JTA, union or prof. register, etc.)...

22B. At the time... started looking for work, was it because he/she lost or quit a job or was there some other reason?

Lost job...
 Quit job...
 Left school...
 Wanted temporary work...
 Change in home or family responsibilities...
 Left military service...
 Other (Specify in notes)...

22C. 1) How many weeks has... been looking for work?
 2) How many weeks ago did... start looking for work?
 3) How many weeks ago was... laid off?

22D. Has... been looking for full-time or part-time work?
 Full Part

22E. Could... have taken a job LAST WEEK if one had been offered?
 Yes No Why not?
 Already has a job...
 Temporary illness...
 Going to school...
 Other (Specify in notes)...

22F. When did... last work at a full-time job or business lasting 2 consecutive weeks or more? Within last 12 months (Specify) (Month)
 One to five years ago...
 More than 5 years ago...
 Never worked full-time 2 wks. or more...
 Never worked at all...
 (SKIP to 23. If layoff entered in 21A, enter job, either full or part time, from which laid off. Else enter last full time job lasting 2 weeks or more, or "never worked.")

24. CHECK ITEM (Rotation number)

First digit of SEGMENT number is:
 0 1, 2, 3, 5, 6 or 7 (Skip to 26)
 4 or 8 (Go to 24A)

24A. When did... last work for pay at a regular job or business, either full- or part-time?

Within past 12 months...
 1 up to 2 years ago...
 2 up to 3 years ago...
 3 up to 4 years ago...
 4 up to 5 years ago...
 5 or more years ago...
 Never worked... (Skip to 24C)

24B. Why did... leave that job?

Personal, family (incl. pregnancy) or school...
 Health...
 Retirement or old age...
 Seasonal job completed...
 Slack work or business conditions...
 Temporary nonseasonal job completed...
 Unsatisfactory work arrangements (Hours, pay, etc.)...
 Other... (Skip to 24E)

24C. Does... want a regular job now, either full- or part-time?

Yes... (Go to 24D)
 Maybe - it depends (Specify in notes)...
 No... (Skip to 24E)
 Don't know... (Skip to 24E)

24D. What are the reasons... is not looking for work? (Mark each reason mentioned)

Believes no work available in line of work or area...
 Couldn't find any work...
 Lacks nec. schooling, training, skills or experience...
 Employers think too young or too old...
 Other pers. handicap in finding job...
 Can't arrange child care...
 Family responsibilities...
 In school or other training...
 Ill health, physical disability...
 Other (Specify in notes)...
 Don't know...

24E. Does... intend to look for work of any kind in the next 12 months?

Yes...
 It depends (Specify in notes)...
 No...
 Don't know... (If entry in 24B, describe job in 23, otherwise, skip to 26)

25. CHECK ITEM (Rotation number)

First digit of SEGMENT number is:
 0 1, 2, 3, 5, 6 or 7 (Skip to 26)
 4 or 8 (Go to 25A)

25A. How many hours per week does... USUALLY work at this job?

0 0
1 1
2 2
3 3
4 4
5 5
6 6
7 7
8 8
9 9

25B. Is... paid by the hour on this job?
 Yes (Go to 25C)
 No (Skip to 25D)

25C. How much does... earn per hour?

Does... earn per hour?	Dollars	Cents
0 0	0 0	0 0
1 1	1 1	1 1
2 2	2 2	2 2
3 3	3 3	3 3
4 4	4 4	4 4
5 5	5 5	5 5
6 6	6 6	6 6
7 7	7 7	7 7
8 8	8 8	8 8
9 9	9 9	9 9

(Ask 25D) REF

25D. How much does... USUALLY earn per week at this job BEFORE deductions? Include any overtime pay, commissions, or tips usually received.

\$ REF

25E. On this job, is... a member of a labor union or of an employee association similar to a union?
 Yes (Skip to 26)
 No (Ask 25F)

25F. On this job, is... covered by a union or employee association contract?
 Yes (Go to 26)
 No

23. DESCRIPTION OF JOB OR BUSINESS

23A. For whom did... work? (Name of company, business, organization or other employer.)

23B. What kind of business or industry is this? (For example: TV and radio mfg., retail shoe store, State Labor Dept.)

23C. What kind of work was... doing? (For example: electrical engineer, stock clerk, typist, farmer.)

23D. What were... 's most important activities or duties at this job? (For example: types, keeps account books, files, sells cars, operates printing press, finishes concrete.)

23E. Was this person an employee of a PRIVATE Co., bus., or individual for wages, salary or comm.?

A FEDERAL government employee... F
 A STATE government employee... S
 A LOCAL government employee... L
 Self-empl. in OWN bus., prof. practice, or farm...
 Is the business incorporated? Yes... I
 No... NE
 Working WITHOUT PAY in fam. bus. or farm... WP
 NEVER WORKED... NEV

(Go to 23F)
 (Skip to 26)

23F. CHECK ITEM

Entry (or NA) in item 20A... (Go to 25 at top of page)

Entry (or NA) in item 21B... (Skip to 26)

All other cases... (Skip to 26)

18A. LINE	18B. RELATIONSHIP TO REFERENCE PERSON		18C. PAR'S LINE NO.	18D. AGE	18E. MARITAL STATUS	18F. SPOUSE'S LINE NUMBER	18G1. SEX Male I Female 2	18G2. VETERAN STATUS Veteran 7 Vietnam Era I Korean War 2 World War I 3 World War II 4 Other Service 5 Nonveteran 6	18H. HIGHEST GRADE ATTENDED	18I. GRADE COMPLETED	18J. RACE	18K. ORIGIN
	Ref. Person WITH rel. in H'hld. 01	<input type="checkbox"/>										
	Ref. person with NO rel. in H'hld. 02	<input type="checkbox"/>										
	Husband 03	<input type="checkbox"/>										
	Wife 04	<input type="checkbox"/>										
	Natural/Adopted Child 05	<input type="checkbox"/>										
	Step Child 06	<input type="checkbox"/>										
	Grandchild 07	<input type="checkbox"/>										
	Parent 08	<input type="checkbox"/>										
	Brother/Sister 09	<input type="checkbox"/>										
	Other Ref. of Ref. Person 10	<input type="checkbox"/>										
	Foster Child 11	<input type="checkbox"/>										
	Non-rel. of Ref. Person WITH OWN rel. in H'hld. 12	<input type="checkbox"/>										
	Partner/Roommate Non-rel. of Ref. Person (other than partner/ roommate) with NO OWN rel. in H'hld. 14	<input type="checkbox"/>										

26. CHECK ITEM
(Transcribe from control card item 18)
This person is 16-24 years of age (Ask 26A)
All others (Skip to 26C)

26A. (If 'School' in 19, Verify) LAST WEEK
was ... attending or enrolled in a high school, college, or university?
(Mark "Yes" if currently on holiday or seasonal vacation. Mark "No" for summer vacation.)
Yes No (Skip to 26C)
High school College or Univ. (Ask 26B)

26B. Is ... enrolled in school as a full-time or part-time student?
Full time Part time (Fill 26C)

26C. CHECK ITEM Who responded to the labor force items for this person?
 Self Other Self/Other

33. Is ... attending college full-time or part-time?
Full time Part time

34. Is this a two-year college or a four-year college or university?
2-year college (community or junior college) 4-year college or university

36. NOTE: For persons enrolled in college (21-26 in item 32) read the parenthetical phrase.
Excluding (regular college courses and) on the job training, is ... taking any business, vocational, technical, secretarial, trade or correspondence courses?
Yes (Ask 36) No (Skip to 37)

38. Is ... taking these courses at a business, vocational, technical, secretarial or trade school?
Yes (Skip to 41) No (Fill 37)

41. What degree or certificate is ... currently working toward?
Associate degree (AA)
Occupational
General Arts and Sciences
Bachelor's
Master's
Doctorate (PhD)
Professional (MD, DDS, DVM, Law, etc.)
Other License, Diploma, or Certificate
Not working towards a degree (just taking courses for job, or own use)

42. Was ... attending or enrolled in a regular school or college in October 1990, that is, October of last year?
Yes (Ask 43) No (Skip to 44)

43. What grade or year was ... attending last year?
Elementary
1 2 3 4 5 6 7 8

High School
9 10 11 12
 (Skip to 45)
College
21 22 23 24 25 26

49. Why did ... leave the school in which he/she was enrolled in October 1990? Was it because he/she moved, completed the highest grade in that school, completed a program or degree or some other reason?
Moved Compl. grade program/degree Other

50. Was the school in which ... was enrolled in October 1990 in the same State as the school in which he/she is currently enrolled?
 Yes No

51. CHECK ITEM
item 43:
College (21-26) (Ask 52)
All others (Skip to 53)

52. Was the college ... was enrolled in last October a two-year college or a four-year college or university?
2-yr college (community or junior college) 4-yr college or university

53. Was the school in which ... was enrolled in October of last year public or private?
Public Private

54. CHECK ITEM
Entry of "1-12" in item 32 (Skip to 60)
All others (Fill 55)

55. CHECK ITEM
Age 15-24 (Fill 56)
Age 25+ (Skip to 60)

56. CHECK ITEM
High School Graduate (entries of "12" and "yes" in CC items 23a and 23b OR entry of "21-26" in CC item 23a) (Skip to 58)
Not High School graduate (Ask 57)

57. In what calendar year did ... last attend regular school?
1991 1990 or before Never attended (Skip to 59)

58. In what calendar year did ... complete high school?
1991 1990 or before

58. Did ... complete high school by means of an equivalency test, such as the GED?
Yes No

59. CHECK ITEM
Who reported for this person?
Self Other relative
Parent Nonrelative Spouse

SUPPLEMENT QUESTIONS
Approved - O.M.B. No. 0607-0464 Expires 12-31-91

LEAD-IN: This month we are asking some additional questions concerning school enrollment.

37. CHECK ITEM
Entry of 21-26 in item 32 (Skip to 41)
All others (Skip to 42)

38. CHECK ITEM
Entry in item 31 is
Public (Skip to 42)
Private (Ask 39)

44. Was ... enrolled in a business, vocational, technical, secretarial, or trade school in October 1990, that is, October of last year?
Yes (Fill 45) No (Skip to 54)

45. CHECK ITEM
Entry in item 30 or 35 is:
Yes (Ask 46) No (Skip to 51)

46. Was the school in which ... was enrolled in October of last year the same school he/she is enrolled in this year?
Yes (Same) (Skip to 54) No (Different) (Ask 47)

47. How many schools has ... been enrolled in since last October (including the school enrolled in last October but excluding summer school)?
2 3 4+

48. Did ... change schools -
Over the summer? Yes No
During the 1990-91 school year? Yes No

59. CHECK ITEM
Who reported for this person?
Self Other relative
Parent Nonrelative Spouse

60. CHECK ITEM
If this is the last person 15+ years of age in the household, go to page 2 and complete items 61-74 as applicable, for any children 0-14 years old.

29. CHECK ITEM
School enrollment status (Transcribe from 26A)
Yes No Blank (Verify 30) (Ask 30)

30. Is ... attending or enrolled in regular school?
Yes (Ask 31) No (Skip to 35)

31. Is ... enrolled in public or private school?
Public Private

39. Is the school ... attends church related or not church related?
Church related Not church related

40. What is the amount of tuition and fees for this school year at the school ... is attending?
(Include only fees required for school entry; exclude room and board, books, uniforms, school supplies, and lunch.)
None Dollars
\$

32. What grade or year is ... attending?
Elementary
1 2 3 4 5 6 7 8

High School
9 10 11 12
 (Skip to 38)
College
21 22 23 24 25 26

(If entry in 26B)

40. What is the amount of tuition and fees for this school year at the school ... is attending?
(Include only fees required for school entry; exclude room and board, books, uniforms, school supplies, and lunch.)
None Dollars
\$

45. CHECK ITEM
Entry in item 30 or 35 is:
Yes (Ask 46) No (Skip to 51)

46. Was the school in which ... was enrolled in October of last year the same school he/she is enrolled in this year?
Yes (Same) (Skip to 54) No (Different) (Ask 47)

47. How many schools has ... been enrolled in since last October (including the school enrolled in last October but excluding summer school)?
2 3 4+

48. Did ... change schools -
Over the summer? Yes No
During the 1990-91 school year? Yes No

59. CHECK ITEM
Who reported for this person?
Self Other relative
Parent Nonrelative Spouse

60. CHECK ITEM
If this is the last person 15+ years of age in the household, go to page 2 and complete items 61-74 as applicable, for any children 0-14 years old.

ATTACHMENT 12

INDUSTRY CLASSIFICATIONS

Industry Classification Codes for Detailed Industry (3-digit)

There are 236 categories for the employed, with 1 additional category for the experienced unemployed. These categories are aggregated into 51 detailed groups and 23 major groups (see pages A-9 through A-11).

(Numbers in parentheses are the 1987 SIC code equivalent; see Executive Office of the President, Office of Management and Budget, Standard Industrial Classification Manual, 1987. "Pt" means part, "n.e.c." means not elsewhere classified.)

These codes correspond to Item A-IND located in the adults record layout. These codes are located in positions 0160-0162 in all months **except** March. In **March**, these codes are located in positions 0103-0105.

Code	Industry
000-009	not used
010-030	AGRICULTURE
010	Agricultural production, crops (01)
011	Agricultural production, livestock (02)
012	Veterinary services (074)
013-019	not used
020	Landscape and horticultural services (078)
021-029	not used
030	Agricultural services, n.e.c. (071, 072, 075, 076)
031-032	FORESTRY AND FISHERIES
031	Forestry (08)
032	Fishing, hunting, and trapping (09)
033-039	not used
040-050	MINING
040	Metal mining (10)
041	Coal mining (12)
042	Oil and gas extraction (13)
043-049	not used
050	Nonmetallic mining and quarrying, except fuel (14)
051-059	not used
060	CONSTRUCTION (15, 16, 17)
061-099	not used
100-392	MANUFACTURING
100-222	NONDURABLE GOODS
100-122	Food and kindred products
100	Meat products (201)
101	Dairy products (202)
102	Canned, frozen and preserved fruits and vegetables (203)
103-109	not used
110	Grain mill products (204)
111	Bakery products (205)
112	Sugar and confectionery products (206)
113-119	not used
120	Beverage industries (208)
121	Miscellaneous food preparations and kindred products (207, 209)
122	Not specified food industries

Code	Industries
123-129	not used
130	Tobacco manufactures (21)
131	not used
132-150	Textile mill products
132	Knitting mills (225)
133-139	not used
140	Dyeing and finishing textiles, except wool and knit goods (226)
141	Carpets and rugs (227)
142	Yarn, thread, and fabric mills (221-224, 228)
143-149	not used
150	Miscellaneous textile mill products (229)
151-152	Apparel and other finished textile products
151	Apparel and accessories, except knit (231-238)
152	Miscellaneous fabricated textile products (239)
153-159	not used
160-162	Paper and allied products
160	Pulp, paper, and paperboard mills (261-263)
161	Miscellaneous paper and pulp products (267)
162	Paperboard containers and boxes (265)
163-170	not used
171-172	Printing, publishing, and allied industries
171	Newspaper publishing and printing (271)
172	Printing, publishing, and allied industries, except newspapers (272-279)
173-179	not used
180-192	Chemicals and allied products
180	Plastics, synthetics, and resins (282)
181	Drugs (283)
182	Soaps and cosmetics (284)
183-189	not used
190	Paints, varnishes, and related products (285)
191	Agricultural chemicals (287)
192	Industrial and miscellaneous chemicals (281, 286, 289)
193-199	not used
200-201	Petroleum and coal products
200	Petroleum refining (291)
201	Miscellaneous petroleum and coal products (295, 299)
202-209	not used
210-212	Rubber and miscellaneous plastics products
210	Tires and inner tubes (301)
211	Other rubber products, and plastics footwear and belting (302-306)
212	Miscellaneous plastics products (308)
213-219	not used
220-222	Leather and leather products
220	Leather tanning and finishing (311)
221	Footwear, except rubber and plastic (313, 314)
222	Leather products, except footwear (315-317, 319)
223-229	not used
230-392	DURABLE GOODS
230-241	Lumber and wood products, except furniture
230	Logging (241)
231	Sawmills, planing mills, and millwork (242, 243)
232	Wood buildings and mobile homes (245)
233-240	not used
241	Miscellaneous wood products (244, 249)
242	Furniture and fixtures (25)
243-249	not used

Code	Industries
250-262	Stone, clay, glass, and concrete products
250	Glass and glass products (321-323)
251	Cement, concrete, gypsum, and plaster products (324, 327)
252	Structural clay products (325)
253-260	not used
261	Pottery and related products (326)
262	Miscellaneous nonmetallic mineral and stone products (328, 329)
263-269	not used
270-301	Metal industries
270	Blast furnaces, steelworks, rolling and finishing mills (331)
271	Iron and steel foundries (332)
272	Primary aluminum industries (3334, part 334, 3353-3355, 3363, 3365)
273-279	not used
280	Other primary metal industries (3331, 3339, part 334, 3351, 3356, 3357, 3364, 3366, 3369, 339)
281	Cutlery, handtools, and general hardware (342)
282	Fabricated structural metal products (344)
283-289	not used
290	Screw machine products (345)
291	Metal forgings and stampings (346)
292	Ordnance (348)
293-299	not used
300	Miscellaneous fabricated metal products (341, 343, 347, 349)
301	Not specified metal industries
302-309	not used
310-332	Machinery and computing equipment
310	Engines and turbines (351)
311	Farm machinery and equipment (352)
312	Construction and material handling machines (353)
313-319	not used
320	Metalworking machinery (354)
321	Office and accounting machines (3578, 3579)
322	Computers and related equipment (3571-3577)
323-330	not used
331	Machinery, except electrical, n.e.c. (355, 356, 358, 359)
332	Not specified machinery
333-339	not used
340-350	Electrical machinery, equipment, and supplies
340	Household appliances (363)
341	Radio, TV, and communication equipment (365, 366)
342	Electrical machinery, equipment, and supplies, n.e.c. (361, 362, 364, 367, 369)
343-349	not used
350	Not specified electrical machinery, equipment, and supplies
351-370	Transportation equipment
351	Motor vehicles and motor vehicle equipment (371)
352	Aircraft and parts (372)
353-359	not used
360	Ship and boat building and repairing (373)
361	Railroad locomotives and equipment (374)
362	Guided missiles, space vehicles, and parts (376)
363-369	not used
370	Cycles and miscellaneous transportation equipment (375, 379)
371-381	Professional and photographic equipment, and watches
371	Scientific and controlling instruments (381, 382 except 3827)
372	Medical, dental, and optical instruments and supplies (3827, 384, 385)
373-379	not used
380	Photographic equipment and supplies (386)

Code	Industries
381	Watches, clocks, and clockwork operated devices (387)
382-389	not used
390	Toys, amusement, and sporting goods (394)
391	Miscellaneous manufacturing industries (39 except 394)
392	Not specified manufacturing industries
393-399	not used
400-472	TRANSPORTATION, COMMUNICATIONS, AND OTHER PUBLIC UTILITIES
400-432	TRANSPORTATION
400	Railroads (40)
401	Bus service and urban transit (41, except 412)
402	Taxicab service (412)
403-409	not used
410	Trucking service (421, 423)
411	Warehousing and storage (422)
412	U.S. Postal Service (43)
413-419	not used
420	Water transportation (44)
421	Air transportation (45)
422	Pipe lines, except natural gas (46)
423-431	not used
432	Services incidental to transportation (47)
433-439	not used
440-442	COMMUNICATIONS
440	Radio and television broadcasting and cable (483, 484)
441	Telephone communications (481)
442	Telegraph and miscellaneous communications services (482, 489)
443-449	not used
450-472	UTILITIES AND SANITARY SERVICES
450	Electric light and power (491)
451	Gas and steam supply systems (492, 496)
452	Electric and gas, and other combinations (493)
453-469	not used
470	Water supply and irrigation (494, 497)
471	Sanitary services (495)
472	Not specified utilities
473-499	not used
500-571	WHOLESALE TRADE
500-532	Durable Goods
500	Motor vehicles and equipment (501)
501	Furniture and home furnishings (502)
502	Lumber and construction materials (503)
503-509	not used
510	Professional and commercial equipment and supplies (504)
511	Metals and minerals, except petroleum (505)
512	Electrical goods (506)
513-520	not used
521	Hardware, plumbing and heating supplies (507)
522-529	not used
530	Machinery, equipment, and supplies (508)
531	Scrap and waste materials (5093)
532	Miscellaneous wholesale, durable goods (509 except 5093)
533-539	not used
540-571	Nondurable Goods

Code	Industries
540	Paper and paper products (511)
541	Drugs, chemicals and allied products (512, 516)
542	Apparel, fabrics, and notions (513)
543-549	not used
550	Groceries and related products (514)
551	Farm-product raw materials (515)
552	Petroleum products (517)
553-559	not used
560	Alcoholic beverages (518)
561	Farm supplies (5191)
562	Miscellaneous wholesale, nondurable goods (5192-5199)
563-570	not used
571	Not specified wholesale trade
572-579	not used
580-691	RETAIL TRADE
580	Lumber and building material retailing (521, 523)
581	Hardware stores (525)
582	Retail nurseries and garden stores (526)
583-589	not used
590	Mobile home dealers (527)
591	Department stores (531)
592	Variety stores (533)
593-599	not used
600	Miscellaneous general merchandise stores (539)
601	Grocery stores (541)
602	Dairy products stores (545)
603-609	not used
610	Retail bakeries (546)
611	Food stores, n.e.c. (542, 543, 544, 549)
612	Motor vehicle dealers (551, 552)
613-619	not used
620	Auto and home supply stores (553)
621	Gasoline service stations (554)
622	Miscellaneous vehicle dealers (555, 556, 557, 559)
623	Apparel and accessory stores, except shoe (56, except 566)
624-629	not used
630	Shoe stores (566)
631	Furniture and home furnishings stores (571)
632	Household appliance stores (572)
633	Radio, TV, and computer stores (5731, 5734)
634-639	not used
640	Music stores (5735, 5736)
641	Eating and drinking places (58)
642	Drug stores (591)
643-649	not used
650	Liquor stores (592)
651	Sporting goods, bicycles, and hobby stores (5941, 5945, 5946)
652	Book and stationery stores (5942, 5943)
653-659	not used
660	Jewelry stores (5944)
661	Gift, novelty, and souvenir shops (5947)
662	Sewing, needlework and piece goods stores (5949)
663	Catalog and mail order houses (5961)
664-669	not used
670	Vending machine operators (5962)
671	Direct selling establishments (5963)

Code	Industries
672	Fuel dealers (598)
673-680	not used
681	Retail florists (5992)
682	Miscellaneous retail stores (593, 5948, 5993-5995, 5999)
683-690	not used
691	Not specified retail trade
692-699	not used
700-712	FINANCE, INSURANCE, AND REAL ESTATE
700	Banking (60 except 603 and 606)
701	Savings institutions, including credit unions (603, 606)
702	Credit agencies, n.e.c. (61)
703-709	not used
710	Security, commodity brokerage, and investment companies (62, 67)
711	Insurance (63, 64)
712	Real estate, including real estate-insurance offices (65)
713-720	not used
721-760	BUSINESS AND REPAIR SERVICES
721	Advertising (731)
722	Services to dwellings and other buildings (734)
723-730	not used
731	Personnel supply services (736)
732	Computer and data processing services (737)
733-739	not used
740	Detective and protective services (7381, 7382)
741	Business services, n.e.c. (732, 733, 735, 7383-7389)
742	Automotive rental and leasing, without drivers (751)
743-749	not used
750	Automotive parking and carwashes (752, 7542)
751	Automotive repair and related services (753, 7549)
752	Electrical repair shops (762, 7694)
753-759	not used
760	Miscellaneous repair services (763, 764, 7692, 7699)
761-791	PERSONAL SERVICES
761	PRIVATE HOUSEHOLDS (88)
762-791	PERSONAL SERVICES, EXCEPT PRIVATE HOUSEHOLD
762	Hotels and motels (701)
763-769	not used
770	Lodging places, except hotels and motels (702, 703, 704)
771	Laundry, cleaning, and garment services (721 except part 7219)
772	Beauty shops (723)
773-779	not used
780	Barber shops (724)
781	Funeral service and crematories (726)
782	Shoe repair shops (725)
783-789	not used
790	Dressmaking shops (part 7219)
791	Miscellaneous personal services (722, 729)
792-799	not used
800-810	ENTERTAINMENT AND RECREATION SERVICES
800	Theaters and motion pictures (781-783, 792)
801	Video tape rental (784)

Code	Industries
802	Bowling centers (793)
803-809	not used
810	Miscellaneous entertainment and recreation services (791, 794, 799)
811	not used
812-893	PROFESSIONAL AND RELATED SERVICES
812-830	MEDICAL SERVICES, EXCEPT HOSPITALS
812	Offices and clinics of physicians (801, 803)
813-819	not used
820	Offices and clinics of dentists (802)
821	Offices and clinics of chiropractors (8041)
822	Offices and clinics of optometrists (8042)
823-829	not used
830	Offices and clinics of health practitioners, n.e.c. (8043, 8049)
831	HOSPITALS (806)
832-840	MEDICAL SERVICES, EXCEPT HOSPITALS (Continued)
832	Nursing and personal care facilities (805)
833-839	not used
840	Health services, n.e.c. (807, 808, 809)
841	OTHER PROFESSIONAL SERVICES (also includes codes 872-893)
841	Legal services (81)
842-860	EDUCATIONAL SERVICES
842	Elementary and secondary schools (821)
843-849	not used
850	Colleges and universities (822)
851	Vocational schools (824)
852	Libraries (823)
853-859	not used
860	Educational services, n.e.c. (829)
861-871	SOCIAL SERVICES
861	Job training and vocational rehabilitation services (833)
862	Child day care services (part 835)
863	Family child care homes (part 835)
864-869	not used
870	Residential care facilities, without nursing (836)
871	Social services, n.e.c. (832, 839)
872-893	OTHER PROFESSIONAL SERVICES (Also includes code 840)
872	Museums, art galleries, and zoos (84)
873	Labor unions (863)
874-879	not used
880	Religious organizations (866)
881	Membership organizations, n.e.c. (861, 862, 864, 865, 869)
882	Engineering, architectural, and surveying services (871)
883-889	not used
890	Accounting, auditing, and bookkeeping services (872)
891	Research, development, and testing services (873)
892	Management and public relations services (874)
893	Miscellaneous professional and related services (899)
894-899	not used

Code	Industries
900-932	PUBLIC ADMINISTRATION
900	Executive and legislative offices (911-913)
901	General government, n.e.c. (919)
902-909	not used
910	Justice, public order, and safety (92)
911-920	not used
921	Public finance, taxation, and monetary policy (93)
922	Administration of human resources programs (94)
923-929	not used
930	Administration of environmental quality and housing programs (95)
931	Administration of economic programs (96)
932	National security and international affairs (97)
933-990	not used
991	Assigned to persons whose labor force status is unemployed and whose last job was Armed Forces

Detailed Industry Recodes
(01-51)

These codes correspond to Item A-DTIND located in positions 218-219 of the adult record layout in all months **except** March. In **March**, these codes are located in positions 0157-0158.

Detailed Industry	Recode	Industry Code
Agriculture Service	01	012-030
Other Agriculture	02	010-011
Mining	03	040-050
Construction	04	060
Manufacturing (Durable Goods)		
Lumber and wood products, except furniture	05	230-241
Furniture and fixtures	06	242
Stone clay, glass, and concrete product	07	250-262
Primary metals	08	270-280
Fabricated metal	09	281-300
Not specified metal industries	10	301
Machinery, except electrical	11	310-332
Electrical machinery, equipment, and supplies	12	340-350
Motor vehicles and equipment	13	351
Aircraft and parts	14	352
Other transportation equipment	15	360-370
Professional and photographic equipment, and watches	16	371-382
Toys, amusements, and sporting goods	17	390
Miscellaneous and not specified manufacturing industries	18	391-392
Manufacturing (Nondurable Goods)		
Food and kindred products	19	100-122
Tobacco manufactures	20	130
Textile mill products	21	132-150
Apparel and other finished textile products	22	151-152
Paper and allied products	23	160-162
Printing, publishing and allied industries	24	171-172
Chemicals and allied products	25	180-192
Petroleum and coal products	26	200-201
Rubber and miscellaneous plastics products	27	210-212
Leather and leather products	28	220-222
Transportation	29	400-432
Communications	30	440-442
Utilities and Sanitary Services	31	450-472
Wholesale Trade	32	500-571
Retail Trade	33	580-691
Banking and Other Finance	34	700-710
Insurance and Real Estate	35	711-712
Private Household Services	36	761
Business Services	37	721-750

Detailed Industry	Recode	Industry Code
Repair Services	38	751-760
Personal Services, Except Private Household	39	762-791
Entertainment and Recreation Services	40	800-810
Hospitals	41	831
Health Services, Except Hospitals	42	812-830 832-840
Educational Services	43	842-860
Social Services	44	861-871
Other Professional Services	45	841,872-893
Forestry and Fisheries	46	031,032
Justice, Public Order and Safety	47	910
Administration of Human Resource Programs	48	922
National Security and Internal Affairs	49	932
Other Public Administration	50	900,901,921,930,931
Armed Forces last job, currently employed	51	991

Major Industry Recodes
(01-23)

These codes correspond to Item A-MJIND located in positions 216-217 of the adults record layout in all months **except** March. In **March**, these codes are located in positions 0155-0156.

Major Industry	Recode	Industry Code
Agriculture	01	010-030
Mining	02	040-050
Construction	03	060
Manufacturing (Durable Goods)	04	230-392
Nondurable Goods	05	100-222
Transportation, communications and other public utilities		
Transportation	06	400-442
Communications and public utilities		
Communications	07	440-442
Utilities and sanitary service	08	450-472
Wholesale Trade		
Wholesale trade	09	500-571
Retail Trade	10	580-691
Finance, insurance, and real estate	11	700-712
Services		
Private households	12	761
Miscellaneous services		
Business and Repair Services	13	721-760
Personal services, except pri. hhlds.	14	762-791
Entertainment and recreation services	15	800-810
Professional and related Services		
Hospitals	16	831
Medical services, except hospitals	17	812-830, 832-840
Educational services	18	842-860
Social services	19	861-871
Other professional services	20	841, 872-893
Forestry and fisheries	21	031-032
Public administration	22	900-9332
Armed forces	23	991

ATTACHMENT 13

OCCUPATION CLASSIFICATIONS

Occupational Classification Codes for Detailed Occupational Categories
(3-digit)

There are 500 categories for the employed with 1 additional category for the experienced unemployed. These categories are aggregated into 46 detailed groups and 14 major groups (see pages B-15 through B-17). The classification is developed from the 1980 Standard Occupational Classification. "n.e.c." is the abbreviation for not elsewhere classified.

These codes correspond to Item A-OCC located in the adults record layout. These codes are located in positions 0163-0165 in all months except March. In March, these codes are located in positions 0106-0108.

Code	Occupation
000-199	MANAGERIAL AND PROFESSIONAL SPECIALTY OCCUPATIONS
000-037	EXECUTIVE, ADMINISTRATIVE, AND MANAGERIAL OCCUPATIONS
000-002	not used
003	Legislators (111)
004	Chief executives and general administrators, public administration (112)
005	Administrators and officials, public administration (1132-1139)
006	Administrators, protective services (1131)
007	Financial managers (122)
008	Personnel and labor relations managers (123)
009	Purchasing managers (124)
010-012	not used
013	Managers, marketing, advertising, and public relations (125)
014	Administrators, education and related fields (128)
015	Managers, medicine and health (131)
016	Postmasters and mail superintendents (1344)
017	Managers, food serving and lodging establishments (1351)
018	Managers, properties and real estate (1353)
019	Funeral directors (part 1359)
020	not used
021	Managers, service organizations, n.e.c. (127, 1352, 1354, part 1359)
022	Managers and administrators, n.e.c. (121, 126, 132-1343, 136-139)
023-037	Management Related Occupations
023	Accountants and auditors (1412)
024	Underwriters (1414)
025	Other financial officers (1415, 1419)
026	Management analysts (142)
027	Personnel, training, and labor relations specialists (143)
028	Purchasing agents and buyers, farm products (1443)
029	Buyers, wholesale and retail trade except farm products (1442)
030-032	not used
033	Purchasing agents and buyers, n.e.c. (1449)
034	Business and promotion agents (145)
035	Construction inspectors (1472)
036	Inspectors and compliance officers, except construction (1473)
037	Management related occupations, n.e.c. (149)
038-042	not used
043-199	PROFESSIONAL SPECIALTY OCCUPATIONS
043-063	Engineers, Architects, and Surveyors
043	Architects (161)

Code	Occupations
044-059	Engineers
044	Aerospace (1622)
045	Metallurgical and materials (1623)
046	Mining (1624)
047	Petroleum (1625)
048	Chemical (1626)
049	Nuclear (1627)
050-052	not used
053	Civil (1628)
054	Agricultural (1632)
055	Electrical and electronic (1633, 1636)
056	Industrial (1634)
057	Mechanical (1635)
058	Marine and naval architects (1637)
059	Engineers, n.e.c. (1639)
060-062	not used
063	Surveyors and mapping scientists (164)
064-068	Mathematical and Computer Scientists
064	Computer systems analysts and scientists (171)
065	Operations and systems researchers and analysts (172)
066	Actuaries (1732)
067	Statisticians (1733)
068	Mathematical scientists, n.e.c. (1739)
069-083	Natural Scientists
069	Physicists and astronomers (1842, 1843)
070-072	not used
073	Chemists, except biochemists (1845)
074	Atmospheric and space scientists (1846)
075	Geologists and geodesists (1847)
076	Physical scientists, n.e.c. (1849)
077	Agricultural and food scientists (1853)
078	Biological and life scientists (1854)
079	Forestry and conservation scientists (1852)
080-082	not used
083	Medical scientists (1855)
084-089	Health Diagnosing Occupations
084	Physicians (261)
085	Dentists (262)
086	Veterinarians (27)
087	Optometrists (281)
088	Podiatrists (283)
089	Health diagnosing practitioners, n.e.c. (289)
090-094	not used
095-106	Health Assessment and Treating Occupations
095	Registered nurses (29)
096	Pharmacists (301)
097	Dietitians (302)
098-105	Therapists
098	Respiratory therapists (3031)
099	Occupational therapists (3032)
100-102	not used
103	Physical therapists (3033)
104	Speech therapists (3034)
105	Therapists, n.e.c. (3039)
106	Physicians' assistants (304)
107-112	not used
113-154	Teachers, Postsecondary

Code	Occupations
113	Earth, environmental, and marine science teachers (2212)
114	Biological science teachers (2213)
115	Chemistry teachers (2214)
116	Physics teachers (2215)
117	Natural science teachers, n.e.c. (2216)
118	Psychology teachers (2217)
119	Economics teachers (2218)
120-122	not used
123	History teachers (2222)
124	Political science teachers (2223)
125	Sociology teachers (2224)
126	Social science teachers, n.e.c. (2225)
127	Engineering teachers (2226)
128	Mathematical science teachers (2227)
129	Computer science teachers (2228)
130-132	not used
133	Medical science teachers (2231)
134	Health specialties teachers (2232)
135	Business, commerce, and marketing teachers (2233)
136	Agriculture and forestry teachers (2234)
137	Art, drama, and music teachers (2235)
138	Physical education teachers (2236)
139	Education teachers (2237)
140-142	not used
143	English teachers (2238)
144	Foreign language teachers (2242)
145	Law teachers (2243)
146	Social work teachers (2244)
147	Theology teachers (2245)
148	Trade and industrial teachers (2246)
149	Home economics teachers (2247)
150-152	not used
153	Teachers, postsecondary, n.e.c. (2249)
154	Postsecondary teachers, subject not specified
155-159	Teachers, Except Postsecondary
155	Teachers, prekindergarten and kindergarten (231)
156	Teachers, elementary school (232)
157	Teachers, secondary school (233)
158	Teachers, special education (235)
159	Teachers, n.e.c. (236, 239)
160-162	not used
163	Counselors, Educational and Vocational (24)
164-165	Librarians, Archivists, and Curators
164	Librarians (251)
165	Archivists and curators (252)
166-173	Social Scientists and Urban Planners
166	Economists (1912)
167	Psychologists (1915)
168	Sociologists (1916)
169	Social scientists, n.e.c. (1913, 1914, 1919)
170-172	not used
173	Urban planners (192)
174-177	Social, Recreation, and Religious Workers
174	Social workers (2032)
175	Recreation workers (2033)
176	Clergy (2042)
177	Religious workers, n.e.c. (2049)

Code	Occupations
178-179	Lawyers and Judges
178	Lawyers (211)
179	Judges (212)
180-182	not used
183-199	Writers, Artists, Entertainers, and Athletes
183	Authors (321)
184	Technical writers (398)
185	Designers (322)
186	Musicians and composers (323)
187	Actors and directors (324)
188	Painters, sculptors, craft-artists, and artist printmakers (325)
189	Photographers (326)
190-192	not used
193	Dancers (327)
194	Artists, performers, and related workers, n.e.c. (328, 329)
195	Editors and reporters (331)
196	not used
197	Public relations specialists (332)
198	Announcers (333)
199	Athletes (34)
200-202	not used
203-389	TECHNICAL, SALES, AND ADMINISTRATIVE SUPPORT OCCUPATIONS
203-235	TECHNICIANS AND RELATED SUPPORT OCCUPATIONS
203-208	Health Technologists and Technicians
203	Clinical laboratory technologists and technicians (362)
204	Dental hygienists (363)
205	Health record technologists and technicians (364)
206	Radiologic technicians (365)
207	Licensed practical nurses (366)
208	Health technologists and technicians, n.e.c. (369)
209-212	not used
213-235	Technologists and Technicians, Except Health
213-218	Engineering and Related Technologists and Technicians
213	Electrical and electronic technicians (3711)
214	Industrial engineering technicians (3712)
215	Mechanical engineering technicians (3713)
216	Engineering technicians, n.e.c. (3719)
217	Drafting occupations (372)
218	Surveying and mapping technicians (373)
219-222	not used
223-225	Science Technicians
223	Biological technicians (382)
224	Chemical technicians (3831)
225	Science technicians, n.e.c. (3832, 3833, 384, 389)
226-235	Technicians, Except Health, Engineering, and Science
226	Airplane pilots and navigators (825)
227	Air traffic controllers (392)
228	Broadcast equipment operators (393)
229	Computer programmers (3971, 3972)
230-232	not used
233	Tool programmers, numerical control (3974)
234	Legal assistants (396)
235	Technicians, n.e.c. (399)
236-242	not used
243-285	SALES OCCUPATIONS

Code	Occupations
243	Supervisors and Proprietors, Sales Occupations (40)
244-252	not used
253-257	Sales Representatives, Finance and Business Services
253	Insurance sales occupations (4122)
254	Real estate sales occupations (4123)
255	Securities and financial services sales occupations (4124)
256	Advertising and related sales occupations (4153)
257	Sales occupations, other business services (4152)
258-259	Sales Representatives, Commodities, Except Retail
258	Sales engineers (421)
259	Sales representatives, mining, manufacturing, and wholesale (423, 424)
260-262	not used
263-278	Sales Workers, Retail and Personal Services
263	Sales workers, motor vehicles and boats (4342, 4344)
264	Sales workers, apparel (4346)
265	Sales workers, shoes (4351)
266	Sales workers, furniture and home furnishings (4348)
267	Sales workers, radio, TV, hi-fi, and appliances (4343, 4352)
268	Sales workers, hardware and building supplies (4353)
269	Sales workers, parts (4367)
270-273	not used
274	Sales workers, other commodities (4345, 4347, 4354, 4356, 4359, 4362, 4369)
275	Sales counter clerks (4363)
276	Cashiers (4364)
277	Street and door-to-door sales workers (4366)
278	News vendors (4365)
279-282	not used
283-285	Sales Related Occupations
283	Demonstrators, promoters and models, sales (445)
284	Auctioneers (447)
285	Sales support occupations, n.e.c. (444, 446, 449)
286-302	not used
303-389	ADMINISTRATIVE SUPPORT OCCUPATIONS, INCLUDING CLERICAL
303-307	Supervisors, Administrative Support Occupations
303	Supervisors, general office (4511, 4513, 4514, 4516, 4519, 4529)
304	Supervisors, computer equipment operators (4512)
305	Supervisors, financial records processing (4521)
306	Chief communications operators (4523)
307	Supervisors, distribution, scheduling, and adjusting clerks (4522, 4524-4528)
308-309	Computer Equipment Operators
308	Computer operators (4612)
309	Peripheral equipment operators (4613)
310-312	not used
313-315	Secretaries, Stenographers, and Typists
313	Secretaries (4622)
314	Stenographers (4623)
315	Typists (4624)
316-323	Information Clerks
316	Interviewers (4642)
317	Hotel clerks (4643)
318	Transportation ticket and reservation agents (4644)
319	Receptionists (4645)
320-322	not used
323	Information clerks, n.e.c. (4649)
324	not used
325-336	Records Processing Occupations, Except Financial

Code	Occupations
325	Classified-ad clerks (4662)
326	Correspondence clerks (4663)
327	Order clerks (4664)
328	Personnel clerks, except payroll and timekeeping (4692)
329	Library clerks (4694)
330-334	not used
335	File clerks (4696)
336	Records clerks (4699)
337-344	Financial Records Processing Occupations
337	Bookkeepers, accounting, and auditing clerks (4712)
338	Payroll and timekeeping clerks (4713)
339	Billing clerks (4715)
340-342	not used
343	Cost and rate clerks (4716)
344	Billing, posting, and calculating machine operators (4718)
345-347	Duplicating, Mail and Other Office Machine Operators
345	Duplicating machine operators (4722)
346	Mail preparing and paper handling machine operators (4723)
347	Office machine operators, n.e.c. (4729)
348-353	Communications Equipment Operators
348	Telephone operators (4732)
350-352	not used
353	Communications equipment operators, n.e.c. (4733, 4739)
354-357	Mail and Message Distributing Occupations
354	Postal clerks, except mail carriers (4742)
355	Mail carriers, postal service (4743)
356	Mail clerks, except postal service (4744)
357	Messengers (4745)
358	not used
359-374	Material Recording, Scheduling, and Distributing Clerks
359	Dispatchers (4751)
360-362	not used
363	Production coordinators (4752)
364	Traffic, shipping, and receiving clerks (4753)
365	Stock and inventory clerks (4754)
366	Meter readers (4755)
367	not used
368	Weighers, measurers, checkers, and samplers (4756, 4757)
369-372	not used
373	Expeditors (4758)
374	Material recording, scheduling, and distributing clerks, n.e.c. (4759)
375-378	Adjusters and Investigators
375	Insurance adjusters, examiners, and investigators (4782)
376	Investigators and adjusters, except insurance (4783)
377	Eligibility clerks, social welfare (4784)
378	Bill and account collectors (4786)
379-389	Miscellaneous Administrative Support Occupations
379	General office clerks (463)
380-382	not used
383	Bank tellers (4791)
384	Proofreaders (4792)
385	Data-entry keyers (4793)
386	Statistical clerks (4794)
387	Teachers' aides (4795)
388	not used
389	Administrative support occupations, n.e.c. (4787, 4799)
390-402	not used

Code	Occupations
403-469	SERVICE OCCUPATIONS
403-407	PRIVATE HOUSEHOLD OCCUPATIONS
403	Launderers and ironers (503)
404	Cooks, private household (504)
405	Housekeepers and butlers (505)
406	Child care workers, private household (506)
407	Private household cleaners and servants (502, 507, 509)
408-412	not used
413-427	PROTECTIVE SERVICE OCCUPATIONS
413-415	Supervisors, Protective Service Occupations
413	Supervisors, firefighting and fire prevention occupations (5111)
414	Supervisors, police and detectives (5112)
415	Supervisors, guards (5113)
416-417	Firefighting and Fire Prevention Occupations
416	Fire inspection and fire prevention occupations (5122)
417	Firefighting occupations (5123)
418-424	Police and Detectives
418	Police and detectives, public service (5132)
419-422	not used
423	Sheriffs, bailiffs, and other law enforcement officers (5134)
424	Correctional institution officers (5133)
425-432	Guards
425	Crossing guards (5142)
426	Guards and police, except public service (5144)
427	Protective service occupations, n.e.c. (5149)
428-432	not used
433-469	SERVICE OCCUPATIONS, EXCEPT PROTECTIVE AND HOUSEHOLD
433-444	Food Preparation and Service Occupations
433	Supervisors, food preparation and service occupations (5211)
434	Bartenders (5212)
435	Waiters and waitresses (5213)
436	Cooks (5214, 5215)
437	not used
438	Food counter, fountain and related occupations (5216)
439	Kitchen workers, food preparation (5217)
440-442	not used
443	Waiters'/waitresses' assistants (5218)
444	Miscellaneous food preparation occupations (5219)
445-447	Health Service Occupations
445	Dental assistants (5232)
446	Health aides, except nursing (5233)
447	Nursing aides, orderlies, and attendants (5236)
448-455	Cleaning and Building Service Occupations, Except Household
448	Supervisors, cleaning and building service workers (5241)
449	Maids and housemen (5242, 5249)
450-452	not used
453	Janitors and cleaners (5244)
454	Elevator operators (5245)
455	Pest control occupations (5246)
456-469	Personal Service Occupations
456	Supervisors, personal service occupations (5251)
457	Barbers (5252)
458	Hairdressers and cosmetologists (5253)
459	Attendants, amusement and recreation facilities (5254)

Code	Occupations
460	not used
461	Guides (5255)
462	Ushers (5256)
463	Public transportation attendants (5257)
464	Baggage porters and bellhops (5262)
465	Welfare service aides (5263)
466	Family child care providers (part 5264)
467	Early childhood teacher's assistants (part 5264)
468	Child care workers, n.e.c. (part 5264)
469	Personal service occupations, n.e.c. (5258, 5269)
470-472	not used
473-499	FARMING, FORESTRY, AND FISHING OCCUPATIONS
473-476	Farm Operators and Managers
473	Farmers, except horticultural (5512-5514)
474	Horticultural specialty farmers (5515)
475	Managers, farms, except horticultural (5522-5524)
476	Managers, horticultural specialty farms (5525)
477-489	Other Agricultural and Related Occupations
477-484	Farm Occupations, Except Managerial
477	Supervisors, farm workers (5611)
478	not used
479	Farm workers (5612-5617)
480-482	not used
483	Marine life cultivation workers (5618)
484	Nursery workers (5619)
485-489	Related Agricultural Occupations
485	Supervisors, related agricultural occupations (5621)
486	Groundskeepers and gardeners, except farm (5622)
487	Animal caretakers, except farm (5624)
488	Graders and sorters, agricultural products (5625)
489	Inspectors, agricultural products (5627)
490-493	not used
494-496	Forestry and Logging Occupations
494	Supervisors, forestry and logging workers (571)
495	Forestry workers, except logging (572)
496	Timber cutting and logging occupations (573, 579)
497-499	Fishers, Hunters, and Trappers
497	Captains and other officers, fishing vessels (part 8241)
498	Fishers (583)
499	Hunters and trappers (584)
500-502	not used
503-699	PRECISION PRODUCTION, CRAFT, AND REPAIR OCCUPATIONS
503-552	Mechanics and Repairers
503	Supervisors, mechanics and repairers (60)
504	not used
505-549	Mechanics and Repairers, Except Supervisors
505-517	Vehicle and Mobile Equipment Mechanics and Repairers
505	Automobile mechanics (part 6111)
506	Automobile mechanic apprentices (part 6111)
507	Bus, truck, and stationary engine mechanics (6112)
508	Aircraft engine mechanics (6113)
509	Small engine repairers (6114)
510-513	not used
514	Automobile body and related repairers (6115)
515	Aircraft mechanics, except engine (6116)

Code	Occupations
516	Heavy equipment mechanics (6117)
517	Farm equipment mechanics (6118)
518	Industrial machinery repairers (613)
519	Machinery maintenance occupations (614)
520-522	not used
523-533	Electrical and Electronic Equipment Repairers
523	Electronic repairers, communications and industrial equipment (6151, 6153, 6155)
524	not used
525	Data processing equipment repairers (6154)
526	Household appliance and power tool repairers (6156)
527	Telephone line installers and repairers (6157)
528	not used
529	Telephone installers and repairers (6158)
530-532	not used
533	Miscellaneous electrical and electronic equipment repairers (6152, 6159)
534	Heating, air conditioning, and refrigeration mechanics (616)
535-549	Miscellaneous Mechanics and Repairers
535	Camera, watch, and musical instrument repairers (6171, 6172)
536	Locksmiths and safe repairers (6173)
537	not used
538	Office machine repairers (6174)
539	Mechanical controls and valve repairers (6175)
540-542	not used
543	Elevator installers and repairers (6176)
544	Millwrights (6178)
545-546	not used
547	Specified mechanics and repairers, n.e.c. (6177, 6179)
548	not used
549	Not specified mechanics and repairers
550-552	not used
553-599	Construction Trades
553-558	Supervisors, Construction Occupations
553	Supervisors, brickmasons, stonemasons, and tile setters (6312)
554	Supervisors, carpenters and related workers (6313)
555	Supervisors, electricians and power transmission installers (6314)
556	Supervisors, painters, paperhangers, and plasterers (6315)
557	Supervisors, plumbers, pipefitters, and steamfitters (6316)
558	Supervisors, construction, n.e.c. (6311, 6318)
559-562	not used
563-599	Construction Trades, Except Supervisors
563	Brickmasons and stonemasons (part 6412, part 6413)
564	Brickmason and stonemason apprentices (part 6412, part 6413)
565	Tile setters, hard and soft (part 6414, part 6462)
566	Carpet installers (part 6462)
567	Carpenters (part 6422)
568	not used
569	Carpenter apprentices (part 6422)
570-572	not used
573	Drywall installers (6424)
574	not used
575	Electricians (part 6432)
576	Electrician apprentices (part 6432)
577	Electrical power installers and repairers (6433)
578	not used
579	Painters, construction and maintenance (6442)
582	not used
583	Paperhangers (6443)

Code	Occupations
584	Plasterers (6444)
585	Plumbers, pipefitters, and steamfitters (part 645)
586	not used
587	Plumber, pipefitter, and steamfitter apprentices (part 645)
588	Concrete and terrazzo finishers (6463)
589	Glaziers (6464)
590-592	not used
593	Insulation workers (6465)
594	Paving, surfacing, and tamping equipment operators (6466)
595	Roofers (6468)
596	Sheetmetal duct installers (6472)
597	Structural metal workers (6473)
598	Drillers, earth (6474)
599	Construction trades, n.e.c. (6467, 6475, 6476, 6479)
600-612	not used
613-617	Extractive Occupations
613	Supervisors, extractive occupations (632)
614	Drillers, oil well (652)
615	Explosives workers (653)
616	Mining machine operators (654)
617	Mining occupations, n.e.c. (656)
618-627	not used
628-699	Precision Production Occupations
628	Supervisors, production occupations (67, 71)
629-633	not used
634-655	Precision Metal Working Occupations
634	Tool and die makers (part 6811)
635	Tool and die maker apprentices (part 6811)
636	Precision assemblers, metal (6812)
637	Machinists (part 6813)
638	not used
639	Machinist apprentices (part 6813)
640-642	not used
643	Boilermakers (6814)
644	Precision grinders, filers, and tool sharpeners (6816)
645	Patternmakers and model makers, metal (6817)
646	Lay-out workers (6821)
647	Precious stones and metals workers (Jewelers) (6822, 6866)
648	not used
649	Engravers, metal (6823)
650-652	not used
653	Sheet metal workers (part 6824)
654	Sheet metal worker apprentices (part 6824)
655	Miscellaneous precision metal workers (6829)
656-659	Precision Woodworking Occupations
656	Patternmakers and model makers, wood (6831)
657	Cabinet makers and bench carpenters (6832)
658	Furniture and wood finishers (6835)
659	Miscellaneous precision woodworkers (6839)
660-665	not used
666-674	Precision Textile, Apparel, and Furnishings Machine Workers
666	Dressmakers (part 6852, part 7752)
667	Tailors (part 6852)
668	Upholsterers (6853)
669	Shoe repairers (6854)
670-673	not used
674	Miscellaneous precision apparel and fabric workers (6856, 6859, part 7752)

Code	Occupations
675-684	Precision Workers, Assorted Materials
675	Hand molders and shapers, except jewelers (6861)
676	Patternmakers, lay-out workers, and cutters (6862)
677	Optical goods workers (6864, part 7477, part 7677)
678	Dental laboratory and medical appliance technicians (6865)
679	Bookbinders (6844)
680-682	not used
683	Electrical and electronic equipment assemblers (6867)
684	Miscellaneous precision workers, n.e.c. (6869)
685	not used
686-688	Precision Food Production Occupations
686	Butchers and meat cutters (6871)
687	Bakers (6872)
688	Food batchmakers (6873, 6879)
689-693	Precision Inspectors, Testers, and Related Workers
689	Inspectors, testers, and graders (6881, 828)
690-692	not used
693	Adjusters and calibrators (6882)
694-699	Plant and System Operators
694	Water and sewage treatment plant operators (691)
695	Power plant operators (part 693)
696	Stationary engineers (part 693, 7668)
697-698	not used
699	Miscellaneous plant and system operators (692, 694, 695, 696)
700-702	not used
703-889	OPERATORS, FABRICATORS, AND LABORERS
703-799	MACHINE OPERATORS, ASSEMBLERS, AND INSPECTORS
703-779	Machine Operators and Tenders, Except Precision
703-715	Metal Working and Plastic Working Machine Operators
703	Lathe and turning machine set-up operators (7312)
704	Lathe and turning machine operators (7512)
705	Milling and planing machine operators (7313, 7513)
706	Punching and stamping press machine operators (7314, 7317, 7514, 7517)
707	Rolling machine operators (7316, 7516)
708	Drilling and boring machine operators (7318, 7518)
709	Grinding, abrading, buffing, and polishing machine operators (7322, 7324, 7522)
710-712	not used
713	Forging machine operators (7319, 7519)
714	Numerical control machine operators (7326)
715	Miscellaneous metal, plastic, stone, and glass working machine operators (7329, 7529)
716	not used
717	Fabricating machine operators, n.e.c. (7339, 7539)
718	not used
719-725	Metal and Plastic Processing Machine Operators
719	Molding and casting machine operators (7315, 7342, 7515, 7542)
720-722	not used
723	Metal plating machine operators (7343, 7543)
724	Heat treating equipment operators (7344, 7544)
725	Miscellaneous metal and plastic processing machine operators (7349, 7549)
726-733	Woodworking Machine Operators
726	Wood lathe, routing, and planing machine operators (7431, 7432, 7631, 7632)
727	Sawing machine operators (7433, 7633)
728	Shaping and joining machine operators (7435, 7635)
729	Nailing and tacking machine operators (7636)
730-732	not used
733	Miscellaneous woodworking machine operators (7434, 7439, 7634, 7639)

Code	Occupations
734-737	Printing Machine Operators
734	Printing press operators (7443, 7643)
735	Photoengravers and lithographers (6842, 7444, 7644)
736	Typesetters and compositors (6841, 7642)
737	Miscellaneous printing machine operators (6849, 7449, 7649)
738-749	Textile, Apparel, and Furnishings Machine Operators
738	Winding and twisting machine operators (7451, 7651)
739	Knitting, looping, taping, and weaving machine operators (7452, 7652)
740-742	not used
743	Textile cutting machine operators (7654)
744	Textile sewing machine operators (7655)
745	Shoe machine operators (7656)
746	not used
747	Pressing machine operators (7657)
748	Laundering and dry cleaning machine operators (6855, 7658)
749	Miscellaneous textile machine operators (7459, 7659)
750-752	not used
753-779	Machine Operators, Assorted Materials
753	Cementing and gluing machine operators (7661)
754	Packaging and filling machine operators (7462, 7662)
755	Extruding and forming machine operators (7463, 7663)
756	Mixing and blending machine operators (7664)
757	Separating, filtering, and clarifying machine operators (7476, 7666, 7676)
758	Compressing and compacting machine operators (7467, 7667)
759	Painting and paint spraying machine operators (7669)
760-762	not used
763	Roasting and baking machine operators, food (7472, 7672)
764	Washing, cleaning, and pickling machine operators (7673)
765	Folding machine operators (7474, 7674)
766	Furnace, kiln, and oven operators, except food (7675)
767	not used
768	Crushing and grinding machine operators (part 7477, part 7677)
769	Slicing and cutting machine operators (7478, 7678)
770-772	not used
773	Motion picture projectionists (part 7479)
774	Photographic process machine operators (6863, 6868, 7671)
775-776	not used
777	Miscellaneous machine operators, n.e.c. (part 7479, 7665, 7679)
778	not used
779	Machine operators, not specified
780-782	not used
783-795	Fabricators, Assemblers, and Hand Working Occupations
783	Welders and cutters (7332, 7532, 7714)
784	Solderers and brazers (7333, 7533, 7717)
785	Assemblers (772, 774)
786	Hand cutting and trimming occupations (7753)
787	Hand molding, casting, and forming occupations (7754, 7755)
788	not used
789	Hand painting, coating, and decorating occupations (7756)
790-792	not used
793	Hand engraving and printing occupations (7757)
794	not used
795	Miscellaneous hand working occupations (7758, 7759)
796-799	Production Inspectors, Testers, Samplers, and Weighers
796	Production inspectors, checkers, and examiners (782, 787)
797	Production testers (783)
798	Production samplers and weighers (784)

Code	Occupations
799	Graders and sorters, except agricultural (785)
800-802	not used
803-859	TRANSPORTATION AND MATERIAL MOVING OCCUPATIONS
803-814	Motor Vehicle Operators
803	Supervisors, motor vehicle operators (8111)
804	Truck drivers (8212-8214)
805	not used
806	Driver-sales workers (8218)
807	not used
808	Bus drivers (8215)
809	Taxicab drivers and chauffeurs (8216)
810-812	not used
813	Parking lot attendants (874)
814	Motor transportation occupations, n.e.c. (8219)
815-822	not used
823-834	Transportation Occupations, Except Motor Vehicles
823-826	Rail Transportation Occupations
823	Railroad conductors and yardmasters (8113)
824	Locomotive operating occupations (8232)
825	Railroad brake, signal, and switch operators (8233)
826	Rail vehicle operators, n.e.c. (8239)
827	not used
828-834	Water Transportation Occupations
828	Ship captains and mates, except fishing boats (part 8241, 8242)
829	Sailors and deckhands (8243)
830-832	not used
833	Marine engineers (8244)
834	Bridge, lock, and lighthouse tenders (8245)
835-842	not used
843-859	Material Moving Equipment Operators
843	Supervisors, material moving equipment operators (812)
844	Operating engineers (8312)
845	Longshore equipment operators (8313)
846-847	not used
848	Hoist and winch operators (8314)
849	Crane and tower operators (8315)
850-852	not used
853	Excavating and loading machine operators (8316)
854	not used
855	Grader, dozer, and scraper operators (8317)
856	Industrial truck and tractor equipment operators (8318)
857-858	not used
859	Miscellaneous material moving equipment operators (8319)
860-863	not used
864-889	HANDLERS, EQUIPMENT CLEANERS, HELPERS, AND LABORERS
864	Supervisors, handlers, equipment cleaners, and laborers, n.e.c. (85)
865	Helpers, mechanics, and repairers (863)
866-868	Helpers, Construction, and Extractive Occupations
866	Helpers, construction trades (8641-8645, 8648)
867	Helpers, surveyor (8646)
868	Helpers, extractive occupations (865)
869	Construction laborers (871)
870-873	not used
874	Production helpers (861, 862)
875-883	Freight, Stock, and Material Handlers

Code	Occupations
875	Garbage collectors (8722)
876	Stevedores (8723)
877	Stock handlers and baggers (8724)
878	Machine feeders and offbearers (8725)
879-882	not used
883	Freight, stock, and material handlers, n.e.c. (8726)
884	not used
885	Garage and service station related occupations (873)
886	not used
887	Vehicle washers and equipment cleaners (875)
888	Hand packers and packagers (8761)
889	Laborers, except construction (8769)
890-904	not used
905	Assigned to persons whose current labor force status is unemployed and whose last job
was	Armed Forces.

Detailed Occupation Recodes
(01-46)

These codes correspond to the Item A-DTOCC located in positions 222-223 of the adults record layout in all months except March. In March, these codes are located in positions 0161-0162.

Detailed Occupation	Recode	Occupation Code
Administrators and Officials, Public Administration	01	003-006
Other Executive, Administrators, and Managers	02	007-022
Management Related Occupations	03	023-037
Engineers	04	044-059
Mathematical and Computer Scientists	05	064-068
Natural Scientists	06	069-083
Health Diagnosing Occupations	07	084-089
Health Assessment and Treating Occupations	08	095-106
Teachers, College and University	09	113-154
Teachers, Except College and University	10	155-159
Lawyers and Judges	11	178-179
Other Professional Specialty Occupations	12	043,063, 163-177, 183-199
Health Technologists and Technicians	13	203-208
Engineering and Science Technicians	14	213-225
Technicians, Except Health Engineering, and Science	15	226-235
Supervisors and Proprietors, Sales Occupations	16	243
Sales Representatives, Finance, and Business Service	17	253-257
Sales Representatives, Commodities, Except Retail	18	258-259
Sales Workers, Retail and Personal Services	19	263-278
Sales Related Occupations	20	283-285
Supervisors - Administrative Support	21	303-307
Computer Equipment Operators	22	308-309
Secretaries, Stenographers, and Typists	23	313-315
Financial Records, Processing Occupations	24	337-344
Mail and Message Distributing	25	354-357
Other Administrative Support Occupations, Including Clerical	26	316-336, 345-353, 359-389
Private Household Service Occupations	27	403-407
Protective Service Occupations	28	413-427
Food Service Occupations	29	433-444
Health Service Occupations	30	445-447
Cleaning and Building Service Occupations	31	448-455
Personal Service Occupations	32	456-469

Detailed Occupation	Recode	Occupation Code
Mechanics and Repairers	33	503-549
Construction Trades	34	553-599
Other Precision Production Occupations	35	613-699
Machine Operators and Tenders, Except Precision	36	703-779
Fabricators, Assemblers, Inspectors, and Samplers	37	783-799
Motor Vehicle Operators	38	803-814
Other Transportation Occupations and Material Moving	39	823-859
Construction Laborer	40	869
Freight, Stock and Material Handlers	41	875-883
Other Handlers, Equipment Cleaners, and Laborers	42	863-868 874, 885-889
Farm Operators and Managers	43	473-476
Farm Workers and Related Occupations	44	477-489
Forestry and Fishing Occupations	45	494-499
Armed Forces last job, currently unemployed	46	905

**Major Occupation Group Recodes
(01-14)**

These codes correspond to the Item A-MJOCC located in positions 220-221 of the adults record layout in all months except March. In March, these codes are located in positions 0159-0160.

Occupation Group	Recode	Occupation Code
Managerial and professional specialty occupations		
Executive, administrative, and managerial occupations	01	003-037
Professional specialty occupations	02	043-199
Technical, sales, and administrative support occupations		
Technicians and related support occupations	03	203-235
Sales occupations	04	243-285
Administrative support occupations, including clerical	05	303-389
Service Occupations		
Private household occupations	06	403-407
Protective service occupations	07	413-427
Service occupations, except protective and household	08	433-469
Precision production, craft, and repair occupations	09	503-699
Operators, fabricators, and laborers		
Machine operators, assemblers, and inspectors	10	703-799
Transportation and material moving equipment occupations	11	803-859
Handlers, equipment cleaners, helpers, and laborers	12	864-889
Farming, forestry, and fishing occupations	13	473-499
Armed Forces last job, currently unemployed	14	905

ATTACHMENT 14

Specific Metropolitan Identifiers

The specific metropolitan identifiers on this file are based on the Office of Management and Budget's June 30, 1984 definitions and are ranked according to Census Bureau population estimates for July 1, 1983. Identification of CMSA's is based solely on the CMSA/MSA rank code (See List 1). MSA's can be identified by using either the CMSA/MSA rank code (List 1) or the FIPS MSA/PMSA code (List 4). PMSA's can be identified by either the FIPS MSA/PMSA code (List 4) or a combination of the CMSA/MSA rank codes and the PMSA rank code (List 2). Identification of individual central cities is based on a combination of codes (See List 3). Individual central cities are identified by the appropriate central city code and the FIPS MSA/PMSA code or the appropriate central city code, the CMSA/MSA rank code, and, if necessary, the PMSA rank code. Some examples of the proper coding of specific metropolitan areas are given below.

<u>AREA</u>	CMSA/ MSA RANK <u>(MSARANK)</u> List 1	PMSA RANK CODE <u>(PMSARANK)</u> List 2	INDIVIDUAL CENTRAL CITY CODE <u>(CCCODE)</u> List 3	FIPS MSA/PMSA CODE <u>(SMSAFIPS)</u> List 4
Dallas-Fort Worth, TX CMSA	010	N/C	N/C	N/C
Fort Worth-Arlington, TX PMSA	010	02	N/C	N/C
OR	N/C	N/C	N/C	N/C
Fort Worth, TX Central City	010	02	N/C	2800
OR	N/C	N/C	1	N/C
Phoenix, AZ MSA	023	N/C	1	2800
OR	N/C	N/C	N/C	N/C
Mesa, AZ Central City	023	N/C	N/C	6200
OR	N/C	N/C	2	N/C
Burlington, VT MSA	224	N/C	2	6200
OR	N/C	N/C	N/C	N/C
	N/C	N/C	N/C	1305

N/C = No Code Required

NOTES:

1. Do not attempt to tally CMSA totals by summing identified PMSA's. The specific PMSA identification for some PMSA's is suppressed while the specific CMSA for those areas is available. The New Hampshire portion of the Boston CMSA is an example of this. While specific identification of Nashua and the Lawrence-Haverill and Lowell portions is suppressed, all areas are coded as being in the Boston CMSA.
2. Many of the smaller metropolitan areas in sample do not contain central city/balance breakdowns and hence, are coded "not identifiable" in the central city metropolitan statistical area residence status code (CCCSMSA). It is recommended that this code in conjunction with the modified metropolitan statistical area residence status code (MSTSMSAR) be used for tallying metropolitan residence status for national and other grouped data.

LIST 1: CMSA/MSA 1983 RANK CODES (MSARANK)

<u>CMSA/ MSA/ RANK CODE</u>	<u>FIPS MSA/ PMSA CODE</u>	<u>CMSA/MSA TITLE</u>
001		New York-New Jersey-Long Island, NY-NJ CMSA
002		Los Angeles-Anaheim-Riverside, CA CMSA
003		Chicago-Gary-Lake County, IL-IN-WI CMSA (Wisconsin portion not in sample)
004		Philadelphia-Wilmington-Trenton, PA-NJ-DE-MD CMSA (Maryland portion suppressed)
005		San Francisco-Oakland-San Jose, CA CMSA
006		Detroit-Ann Arbor, MI CMSA
007		Boston-Laurence-Salem, MA-NH CMSA
000		Houston-Galveston-Brazoria, TX CMSA
009	8040	Washington, DC-VA MSA
010		Dallas-Fort Worth, TX CMSA
011		Cleveland-Akron-Lorain, OH CMSA
012		Miami-Fort Lauderdale, FL CMSA
013		Pittsburgh-Deaver Valley, PA CMSA
014		St. Louis, MO-IL CMSA
015	0520	Atlanta, GA MSA
016	0720	Baltimore, MD MSA
017	5120	Minneapolis-St. Paul, MN-WI MSA (Wisconsin portion not identified)
018		Seattle-Tacoma, WA CMSA
019	7320	San Diego, CA MSA
020	0280	Tampa-St. Petersburg-Clearwater, FL MSA
021		Denver-Boulder, CO CMSA
022		Cincinnati-Hamilton, OH-KY-IN CMSA (Indiana portion not identified)
023	6200	Phoenix, AZ MSA
024	.	Milwaukee-Racine, WI CMSA
025	3760	Kansas City, MO-KS MSA
026		Portland-Vancouver, OR-WA CMSA
027	5560	New Orleans, LA MSA
020	1040	Columbus, OH MSA
029	5720	Norfolk-Virginia Beach-Newport News, VA MSA
030		Buffalo-Niagara Falls, NY CMSA
031	6920	Sacramento, CA MSA
032	3480	Indianapolis, IN MSA
033	7240	San Antonio, TX MSA
034		Providence-Pawtucket-Fall River, RI-MA CMSA
035	1520	Charlotte-Gastonia-Rock Hill, NC-SC MSA
036		Hartford-New Britian-Middletown, CT CMSA
037	7160	Salt Lake City-Ogden, UT MSA
030	6840	Rochester, NY MSA
039	5880	Oklahoma City, OK MSA
040	4520	Louisville, KY-IN MSA
041	2000	Dayton-Springfield, OH MSA
042	4920	Memphis, TN-AR-MS MSA (Arkansas and Mississippi portions not identified)
043	1000	Birmingham, AL MSA
044	5360	Nashville, TN MSA
045	3120	Greenboro-Winston Salem-High Point, NC MSA

<u>CMSA/ MSA RANK CODE</u>	<u>FIPS MSA/ PMSA CODE</u>	<u>CMSA/MSA TITLE</u>
046	0160	Albany-Schenectady-Troy NY MSA
047	3320	Honolulu, HI MSA
048	5960	Orlando, FL MSA
049	6760	Richmond-Petersburg, VA MSA (Dinwiddie and Prince George counties and Colonial Heights, Hopewell, and Petersburg cities not in sample)
050	3600	Jacksonville, FL MSA
051	7560	Scranton-Wilkes Barre, PA MSA (Monroe county not in sample)
052	0560	Tulsa, OK MSA
053	8960	West Palm Beach-Boca Raton-Delray Beach, FL MSA
054	8160	Syracuse, NY MSA
055	0240	Allentown-Bethlehem, PA-NJ MSA (New Jersey portion not identified)
056	0640	Austin, TX MSA
057	3000	Grand Rapids, MI MSA
058	8400	Toledo, OH MSA
059	5920	Omaha, NE-IA MSA (Iowa portion not identified)
060	6640	Raleigh-Durham, NC MSA
061	3160	Greenville-Spartanburg, SC MSA
062	3840	Knoxville, TN MSA
063	8520	Tucson, AZ MSA
064	3240	Harrisburg-Lebanon-Carlisle, PA MSA (Lebanon county not in sample)
065	2840	Fresno, CA MSA
066	0760	Baton Rouge, LA MSA
067	9320	Youngstown-Warren, OH MSA
068	4120	Las Vegas, NV MSA
069	8000	Springfield, MA MSA
070	2320	El Paso, TX MSA
071	5480	New Haven-Meriden, CT MSA
072	4400	Little Rock-North Little Rock, AR MSA
073	1440	Charleston, SC MSA
074	5160	Mobile, AL MSA (Baldwin county not in sample)
075	0680	Bakersfield, CA MSA
076	3660	Johnson City-Kingsport-Bristol, TN-VA MSA (Virginia portion not identified)
077	2640	Flint, MI MSA
078	0200	Albuquerque, NM MSA
079	9040	Wichita, KS MSA
080	1760	Columbia, SC MSA
081	1560	Chattanooga, TN-GA MSA (Marion and Sequatchie counties Tennessee not in sample)
082	6960	Saginaw-Bay City-Midland, MI MSA
083	4040	Lansing-East Lansing, MI MSA
084	9240	Worcester, MA MSA
085	1320	Canton, OH MSA
086	0840	Beaumont-Port Arthur, TX MSA
087	9280	York, PA MSA
088	1960	Davenport-Rock Island-Moline, IA-IL MSA
089	8120	Stockton, CA MSA
090	2120	Des Moines, IA MSA (Dallas county not in sample)
091	4000	Lancaster, PA MSA
092	3560	Jackson, MS MSA
093	6120	Peoria, IL MSA
094	0600	Augusta, GA-SC, MSA
095	1880	Corpus Christi, TX MSA

<u>CMSA/ MSA RANK CODE</u>	<u>FIPS MSA/ PMSA CODE</u>	<u>CMSA/MSA TITLE</u>
096	7680	Shreveport, LA MSA
097	2760	Fort Wayne, IN MSA
098	7840	Spokane, WA MSA
099	3980	Lakeland-Winter Haven, FL MSA
100	1720	Colorado Springs, CO MSA
101	3400	Huntington-Ashland, WV-KY-OH MSA (Kentucky and Ohio portions not identified)
102	4720	Madison, WI MSA
103	4880	McAllen-Edinburg-Mission, TX MSA
104	4200	Lexington-Fayette, KY MSA
105	8680	Utica-Rome, NY MSA
106	7480	Santa Barbara-Santa Maria-Lompoc, CA MSA
107	6680	Reading, PA MSA
108	6080	Pensacola, FL MSA
109	7120	Salinas-Seaside-Monterey, CA MSA
110	4900	Melbourne-Titusville-Palm Bay, FL MSA
111	0460	Appleton-Oshkosh-Neenah, WI MSA
112	2020	Daytona Beach, FL MSA
113	5170	Modesto, CA MSA
115	5240	Montgomery, AL MSA
116	2360	Erie, PA MSA
117	6880	Rockford, IL MSA
118	2440	Evansville, IN-KY MSA (Kentucky portion not identified)
119	4600	Macon-Warner Robins, GA MSA
120	1400	Charleston, WV MSA
121	2400	Eugene-Springfield, OR MSA
122	0960	Binghamton, NY MSA
123	8700	Visalia-Tulare-Porterville, CA MSA
124	3680	Johnstown, PA MSA
125	2240	Duluth, MN-WI MSA (Wisconsin portion not identified)
126	5520	New London-Norwich, CT-RI MSA (Rhode Island portion suppressed)
127	7000	Salem, OR MSA
128	6460	Poughkeepsie, NY MSA
129	2560	Fayetteville, NC MSA
130	1800	Columbus, GA-AL MSA (Alabama portion not in sample)
131	2700	Fort Myers, FL MSA
132	7000	South Bend-Mishawaka, IN MSA
133	6520	Provo-Orem, UT MSA (Central City portion only identified)
134	1240	Brownsville-Harlingen, TX MSA
135	7520	Savannah, GA MSA
136	7510	Sarasota, FL MSA
137	6000	Roanoke, VA MSA
138	4600	Lubbock, TX MSA
139	3080	Lafayette, LA MSA
140	3810	Killeen-Temple, TX MSA
141	7920	Springfield, MO MSA
142	3720	Kalamazoo, MI MSA
143	0300	Anchorage, AK MSA
144	6720	Reno, NV MSA (Central City portion only identified)
145	3290	Hickory, NC MSA
146	3440	Huntsville, AL MSA
147	8000	Waterbury, CT MSA
148	8240	Tallahassee, FL MSA
149	6450	Portsmouth-Dover-Rochester, NH-ME MSA (Maine portion not entirely in sample and it is not identified)

<u>CMSA/ MSA RANK CODE</u>	<u>FIPS MSA/ PMSA CODE</u>	<u>CMSA/MSA TITLE</u>
150	6400	Portland, ME MSA
151	4360	Lincoln, NE MSA
152	0920	Biloxi-Gulfport, MS MSA
153	3350	Houma-Thibodaux, LA MSA
154	7080	Springfield, IL MSA
156	1000	Boise City, ID MSA
157	2900	Gainesville, FL MSA
158	9000	Wheeling, WV-OH MSA (Ohio portion not identified)
161	8000	Waco, TX MSA
163	3960	Lake Charles, LA MSA
164	1360	Cedar Rapids, IA MSA
165	5400	New Bedford, MA MSA
166	1400	Champaign-Urbana-Rantoul, IL MSA
169	2720	Fort Smith, AR-OK MSA (Oklahoma portion not in sample)
170	1140	Bradenton, FL MBA
171	0480	Asheville, NC MSA
172	0870	Benton Harbor, MI MSA
173	8920	Waterloo-Cedar Falls, IA MSA
174	2670	Fort Collins-Loveland, CO MBA
178	8440	Topeka, KS MSA (Central City portion only identified)
179	1620	Chico, CA MSA
180	5320	Muskegon, MI MSA
181	4320	Lima, OH MSA
184	5790	Ocala, FL MSA
185	3520	Jackson, MS MSA
186	5200	Monroe, LA MSA
192	8600	Tuscaloosa, AL MSA
193	0780	Battle Creek, MI MSA
194	0405	Anderson, SC MSA
197	5910	Olympia, WA MSA
198	8320	Terre Haute, IN MSA
199	2650	Florence, AL MSA
201	0280	Altoona, PA MSA
202	0400	Anderson, IN MSA
203	4760	Manchester, NH MSA
204	4890	Medford, OR MBA
207	3710	Joplin, MO MSA
209	4800	Mansfield, OH MSA
211	7610	Sharon, PA MSA
216	6560	Pueblo, CO MSA
219	4200	Lawton, OK MSA
221	1040	Bloomington-Normal, IL MSA
222	2750	Fort Walton Beach, FL MSA
224	1305	Burlington, VT MSA
225	9140	Williamsport, PA MSA
226	7720	Sioux City, IA-NE MSA (Nebraska portion not in sample)
231	7760	Sioux Falls, SD MSA
233	2655	Florence, SC MSA
240	0860	Bellingham, WA MSA
242	9340	Yuba City, CA MSA
246	1740	Colombia, MO MSA
247	2880	Gadsden, AL MSA
248	2580	Fayetteville-Springdale, AR MSA
252	3740	Kankakee, IL MSA

LIST 2: PMSA 1983 RANK CODES (PMSARANK)

Note: The PMSA Rank is assigned based on a PMSA's population when compared to other PMSA's within the parent CMSA,

<u>CMSA RANK CODE</u>	<u>PMSA RANK CODE</u>	<u>FIPS MSA PMSA CODE</u>	<u>PMSA TITLE</u>
001	01	5600	New York, NY
	02	5380	Nassau-Suffolk, NY
	03	5640	Newark, NJ
	04	0875	Bergen-Passaic, NJ
	05	5015	Middlesex-Somerset-Hunterdon, NJ
	06	5190	Monmouth-Ocean, NJ
	07	3640	Jersey City, NJ
	08	1160	Bridgeport-Milford, CT
	09	5950	Orange County, NY
	10	8040	Stamford, CT
	11	1930	Danbury, CT
	12	5760	Norwalk, CT
002	01	4480	Los Angeles-Long Beach, CA
	02	0360	Anaheim-Santa Ana, CA
	03	6700	Riverside-San Bernardino, CA
	04	6000	Oxnard-Ventura, CA
003	01	1600	Chicago, IL
	02	2960	Gary-Hammond, IN
	03	3965	Lake County, IL
	04	3690	Joliet, IL
	05	0620	Aurora-Elgin, IL
004	01	6160	Philadelphia, PA-NJ
	02	9160	Wilmington, DE-NJ-MD (New Jersey portion not identified, Maryland portion suppressed.)
005	03	8400	Trenton, NJ
	01	5775	Oakland, CA
	02	7360	San Francisco, CA
	03	7400	San Jose, CA
	04	8720	Vallejo-Fairfield-Napa, CA
	05	7500	Santa Rosa-Petaluma, CA
	06	7485	Santa Cruz, CA
006	01	2160	Detroit, MI
	02	0440	Ann Arbor, MS
007	01	1120	Boston, MA
	02	4160	Lawrence-Haverill, MA-NH (New Hampshire portion not identified)
	03	7090	Salem-Gloucester, MA
	04	4560	Lowell, MA-NH (New Hampshire portion not identified)
	05	1200	Brockton, MA
008	01	3360	Houston, TX
	02	2920	Galveston-Texas City, TX
	03	1145	Brazoria, TX

<u>CMSA RANK CODE</u>	<u>PMSA RANK CODE</u>	<u>FIPS MSA PMSA CODE</u>	<u>PMSA TITLE</u>
010	01	1920	Dallas, TX
	02	2800	Fort Worth-Arlington, TX
011	01	1680	Cleveland, OH
	02	0080	Akron, OH
	03	4440	Lorain-Elyria, OH
012	01	5000	Miami-Hialeah, FL
	02	2600	Fort Lauderdale-Hollywood-Pompano Beach, FL
013	01	6280	Pittsburgh, PA
	02	0845	Beaver County, PA
014	01	7040	St. Louis, MO-IL (Illinois portion not identified)
018	01	7600	Seattle, WA
	02	8200	Tacoma, WA
021	01	2080	Denver, CO
	02	1125	Boulder-Longmont, CO
022	01	1640	Cincinnati, OH-KY-IN (Indiana portion not identified)
	02	3200	Hamilton-Middletown, OH
024	01	5080	Milwaukee, WI
	02	6600	Racine, WI
026	01	6440	Portland, OR
	02	8725	Vancouver, WA
030	01	1200	Buffalo, NY
	02	5700	Niagara Falls, NY
034	01	6400	Providence, RI
	02	6060	Pawtucket-Woonsocket-Attleboro, RI-MA (Rhode Island-Central City portion only identified)
036	01	3200	Hartford, CT
	02	5440	New Britain, CT

LIST 3: INDIVIDUAL CENTRAL CITY CODES (CCCODE)

<u>CMSA/MSA RANK CODE (MSARANK)</u>	<u>PMSA RANK CODE (PMSARANK)</u>	<u>INDIVIDUAL CENTRAL CITY CITY CODE (CCCODE)</u>	<u>CITY</u>
001	03	1	Newark, NJ
		2	Elizabeth, NJ
002	01	1	Los Angeles, CA
		2	Long Beach, CA
		3	Pasadena, CA
		0	Others
	02	1	Anaheim, CA
		2	Santa Ana, CA
		03	1
003	01	0	Others
		1	Chicago, IL
		02	1
005	01	0	Others
		1	Oakland, CA
006	01	0	Others
		1	Detroit, MI
007	01	0	Others
		1	Boston, MA
010	01	0	Others
		1	Dallas, TX
		02	1
012	01	2	Arlington, TX
		1	Miami, FL
		0	Others
		02	1
017	-	0	Others
		1	Minneapolis, MN
020	-	0	Others
		1	Tampa, FL
023	-	0	Others
		1	Phoenix, AZ
		2	Mesa, AZ
029	-	0	Others
		1	Norfolk, VA
		2	Virginia Beach, VA
		3	Newport News, VA
		4	Hampton, VA
045	-	0	Others
		1	Greensboro, NC
046	-	0	Others
		1	Albany, NY
060	-	0	Others
		1	Raleigh, NC
069	-	0	Others
		1	Springfield, MA
		0	Others

LIST 4: FIPS MSA/PMSA CODES (SMSAFIPS)

<u>CMSA/ MSA RANK CODE</u>	<u>PMSA RANK CODE</u>	<u>FIPS MSA/ PMSA CODE</u>	<u>MSA/PMSA TITLE</u>
011	02	0080	Akron, OH, PMSA
046		0160	Albany-Schenectady-Troy, NY MSA
078		0200	Albuquerque, NM MSA
055		0240	Allentown-Bethlehem, PA-NJ MSA (New Jersey portion not identified)
201		0280	Altoona, PA MSA
002	02	0360	Anaheim-Santa Ana, CA PMSA
143		0380	Anchorage, AK MSA
202		0400	Anderson, IN MSA
194		0405	Anderson, SC MSA
006	02	0440	Ann Arbor, MI PMSA
111		0460	Appleton-Oshkosh-Neenah, WI MSA
171		0480	Asheville, NC MSA
015		0520	Atlanta, GA MSA
094		0600	Augusta, GA-SC MSA
003	05	0620	Aurora-Elgin, IL PMSA
056		0640	Austin, TX MSA
075		0680	Bakersfield, CA MSA
016		0720	Baltimore, MD MSA
066		0760	Baton Rouge, LA MSA
193		0780	Battle Creek, MI MSA
086		0840	Beaumont-Port Arthur, FL MSA
013	02	0845	Beaver County, PA PMSA
240		0860	Bellingham, WA MSA
172		0870	Benton Harbor, MI MSA
001	04	0875	Bergen-Passaic, NJ PMSA
152		0920	Biloxi-Gulfport, MS MSA
122		0960	Binghamton, NY MSA
043		1000	Birmingham, AL MSA
221		1040	Bloomington-Normal, IL MSA
156		1080	Boise City, ID MSA
007	01	1120	Boston, MA PMSR
021	02	1125	Boulder-Longmont, CO PMSA
170		1140	Bradenton, FL MSA
008	03	1145	Brazoria, TX PMSA
001	08	1160	Bridgeport-Milford, CT PMSA
007	05	1200	Brockton, MA PMSA
134		1240	Brownsville-Harlingen, TX MSA
030	01	1280	Buffalo, NY PMSA
224		1305	Burlington, VT MSA
085		1320	Canton, OH MSA
164		1360	Cedar Rapids, IA MSA
166		1400	Champaign-Urbana-Rantoul, IL MSA
073		1440	Charleston, SC MSA
120		1480	Charleston, WV MSA
035		1520	Charlotte-Gastonia-Rock Hill, NC-SC MSA
081		1560	Chattanooga, TN-A MSA (Marion and Sequatchie counties Tennessee not in sample)

<u>CMSA/ MSA RANK CODE</u>	<u>PMSA RANK CODE</u>	<u>FIPS MSA/ PMSA CODE</u>	<u>MSA/PMSA TITLE</u>
003	01	1600	Chicago, IL PMSA
179		1620	Chico, CA MSA
022	01	1640	Cincinnati, OH-KY-IN PMSA (Indiana portion not identified)
011	01	1680	Cleveland, OH PMSA
100		1720	Colorado Springs, CO MSA
246		1740	Colombia, MO MSA
080		1760	Columbia, SC MSA
130		1800	Columbus, GA-AL MSA (Alabama portion not in sample)
020	-	1840	Columbus, OH MSA
095		1880	Corpus Christi, TX MSA
010	01	1920	Dallas, TX PMSA
001	11	1930	Danbury, CT PMSR
088		1960	Davenport-Rock Island-Moline, IA-IL MSA
041		2000	Dayton-Springfield, OH MSA
112		2020	Daytona Beach, FL MSA
021	01	2080	Denver, CO PMSA
090		2120	Des Moines, IA MSA (Dallas county not in sample)
006	01	2160	Detroit, MI PMSA
125		2240	Duluth, MN-WI MSA (Wisconsin portion not identified)
070		2320	El Paso, TX MSA
116		2360	Erie, PA MSA
121		2400	Eugene-Springfield, OR MSA
118		2440	Evansville, IN-KY MSA (Kentucky portion not identified)
129		2560	Fayetteville, NC MSA
248		2580	Fayetteville-Springdale, AR MSA
077		2640	Flint, MI MSA
199		2650	Florence, AL MSA
233		2655	Florence, SC MSA
174		2670	Fort Collins-Loveland, CO MSA
012	02	2680	Fort Lauderdale-Hollywood-Pompano Beach, FL PMSA
131		2700	Fort Myers, FL MSA
169		2720	Fort Smith, AR-OK MSA (Oklahoma portion not in sample)
222		2750	Fort Walton Beach, FL MSA
097		2760	Fort Wayne, IN MSA
010	02	2800	Fort Worth-Arlington, TX PMSA
065		2840	Fresno, CA MSA
247		2880	Gadsden, AL MSA
157		2900	Gainesville, FL MSA
008	02	2920	Galveston-Texas City, TX PMSA
003	02	2960	Gary-Hammond, IN PMSA
057		3000	Grand Rapids, MI MSA
045		3120	Greenboro-Winston Salem-High Point, NC MSA
061		3160	Greenville-Spartanburg, SC MSA
022	02	3200	Hamilton-Middletown, OH PMSA
064		3240	Harrisburg-Lebanon-Carlisle, PA MSA (Lebanon county not in sample)
036	01	3280	Hartford, CT PMSA

<u>CMSA/ MSA RANK CODE</u>	<u>PMSA RANK CODE</u>	<u>FIPS MSA/ PMSA CODE</u>	<u>MSA/PMSA TITLE</u>
145		3290	Hickory, NC MSA
047		3320	Honolulu, HI MSA
153		3350	Houma-Thibodaux, LA MSA
008	01	3360	Houston, TX PMSA
101		3400	Huntington-Ashland, WV-KY-OH MSA (Kentucky and Ohio portions not identified)
146		3440	Huntsville, AL MSA
032		3480	Indianapolis, IN MSA
185		3520	Jackson, MI MSA
092		3560	Jackson, MS MSA
050		3600	Jacksonville, FL MSA
001	07	3640	Jersey City, NJ PMSA
076		3660	Johnson City-Kingsport-Bristol, TN-VA MSA (Virginia portion not identified)
124		3680	Johnstown, PA MSA
003	04	3690	Joliet, IL PMSA
207		3710	Joplin, MO MSA
142		3720	Kalamazoo, MI MSA
252		3740	Kankakee, IL MSA
025		3760	Kansas City, MO-KS MSA
140		3810	Killeen-Temple, TX MSA
062		3840	Knoxville, TN MSA
139		3880	Lafayette, LA MSA
163		3960	Lake Charles, LA MSA
003	03	3965	Lake County, IL PMSA
099		3980	Lakeland-Winter Haven, FL MSA
091		4000	Lancaster, PA MSA
083		4040	Lansing-East Lansing, MI MSA
060		4120	Las Vegas, NV MSA
007	02	4160	Lawrence-Haverill, MA-NH PMSA (New Hampshire portion not identified)
219		4200	Lawton, OK MSA
104		4280	Lexington-Fayette, KY MSA
181		4320	Lima, OH MSA
151		4360	Lincoln, NE MSA
072		4400	Little Rock-North Little Rock, AR MSA
011	03	4440	Lorain-Elyria, OH PMSA
002	01	4480	Los Angeles-Long Beach, CA PMSA
040		4520	Louisville, KY-IN MSA
007	04	4560	Lowell, MA-NH PMSA (New Hampshire portion not identified)
138		4600	Lubbock, TX MSA
119		4680	Macon-Warner Robins, GA MSA
102		4720	Madison, WI MSA
203		4760	Manchester, NH MSA
209		4800	Mansfield, OH MSA
103		4880	McAllen-Edinburg-Mission, TX MSA
204		4890	Medford, OR MSA
110		4900	Melbourne-Titusville-Palm Bay, FL MSA
042		4920	Memphis, TN-AR-MS MSA (Arkansas and Mississippi portions not identified)
012	01	5000	Miami-Hialeah, FL PMSA
001	05	5015	Middlesex-Somerset-Hunterdon, NJ PMSA

<u>CMSA/ MSA RANK CODE</u>	<u>PMSA RANK CODE</u>	<u>FIPS MSA/ PMSA CODE</u>	<u>MSA/PMSA TITLE</u>
024	01	5080	Milwaukee, WI PMSA
017		5120	Minneapolis-St. Paul, MN-WI MSA (Wisconsin portion not identified)
074		5160	Mobile, AL MSA (Baldwin county not in sample)
113		5170	Modesto, CA MSA
001	06	5190	Monmouth-Ocean, NJ PMSA
106		5200	Monroe, LA MSA
115		5240	Montgomery, AL MSA
100		5320	Muskegon, MI MSA
044		5360	Nashville, TN MSA
001	02	5380	Nassau-Suffolk, NY PMSA
165		5400	New Bedford, MA MSA
036	02	5440	New Britain, CT PMSA
071		5480	New Haven-Meriden, CT MSA
126		5520	New London-Norwich, CT-RI MSA (Rhode Island portion suppressed)
027		5560	New Orleans, LA MSA
001	01	5600	New York, NY PMSA
001	03	5640	Newark, NJ PMSA
030	02	5700	Niagara Falls, NY PMSA
029		5720	Norfolk-Virginia Beach-Newport News, VA MSA
001	12	5760	Norwalk, CT PMSA
005	01	5775	Oakland, CA PMSA
184		5790	Ocala, FL MSA
039		5880	Oklahoma City, OK MSA
197		5910	Olympia, WA MSA
059		5920	Omaha, NE-IA MSA (Iowa portion not identified)
001	09	5950	Orange County, NY PMSA
048		5960	Orlando, FL MSA
002	04	6000	Oxnard-Ventura, CA PMSA
034	02	6060	Pawtucket-Woonsocket-Attleboro, RI-MA PMSA (Rhode Island Central City portion only identified)
100		6080	Pensacola, FL MSA
093		6120	Peoria, IL MSA
004	01	6160	Philadelphia, PA-NJ PMSA
023		6200	Phoenix, AZ MSA
013	01	6280	Pittsburgh, PA PMSA
150		6400	Portland, ME MSA
026	01	6440	Portland, OR PMSA
149		6450	Portsmouth-Dover-Rochester, NH-ME MSA (Maine portion not entirely in sample and it is not identified)
128		6460	Poughkeepsie, NY MSA
034	01	6480	Providence, RI PMSA
133		6520	Provo-Orem, UT MSA (Central City portion only identified)
216		6560	Pueblo, CO MSA
024	02	6600	Racine, WI PMSA
060		6640	Raleigh-Durham, NC MSA
107		6680	Reading, PA MSA
144		6720	Reno, NV MSA (Central City portion only identified)

<u>CMSA/ MSA RANK CODE</u>	<u>PMSA RANK CODE</u>	<u>FIPS MSA/ PMSA CODE</u>	<u>MSA/PMSA TITLE</u>
049		6760	Richmond-Petersburg, VA MSA (Dinwiddie and Prince George counties and Colonial Heights, Hopewell, and Petersburg cities not in sample)
002	03	6780	Riverside-San Bernardino, CA PMSA
137		6800	Roanoke, VA MSA
038		6840	Rochester, NY MSA
117		6880	Rockford, IL MSA
031		6920	Sacramento, CA MSA
082		6960	Saginaw-Bay City-Midland, MI MSA
014	01	7040	St. Louis, FL PMSA (Illinois portion not identified)
127		7080	Salem, OR MSA
007	03	7090	Salem-Gloucester, MA PMSA
109		7120	Salinas-Seaside-Monterey, CA MSA
037		7160	Salt Lake City-Ogden, UT MSA
033		7240	San Antonio, TX MSA
019		7320	San Diego, CA MSA
005	02	7360	San Francisco, CA PMSA
005	03	7400	San Jose, CA PMSA
106		7480	Santa Barbara-Santa Maria-Lompoc, CA MSA
005	06	7485	Santa Cruz, CA PMSA
005	05	7500	Santa Rosa-Petaluma, CA PMSA
136		7510	Sarasota, FL MSA
135		7520	Savannah, GA MSA
051		7560	Scranton-Wilkes Barre, PA MSA (Monroe county not in sample)
018	01	7600	Seattle, WA PMSA
211		7610	Sharon, PA MSA
096		7680	Shreveport, LA MSA
226		7720	Sioux City, IA-NE MSA (Nebraska portion not in sample)
231		7760	Sioux Falls, SD MSA
132		7800	South Bend-Mishawaka, IN MSA
090		7840	Spokane, WA MSA
154		7880	Springfield, IL MSA
141		7920	Springfield, MO MSA
069		8000	Springfield, MA MSA
001	10	8040	Stamford, CT PMSA
089		8120	Stockton, CA MSA
054		8160	Syracuse, NY MSA
018	02	8200	Tacoma, WA PMSA
148		8240	Tallahassee, FL MSA
020		8280	Tampa-St. Petersburg-Clearwater, FL MSA
198		8320	Terre Haute, IN MSA
058		8400	Toledo, OH MSA
170		8440	Topeka, KS MSA (Central City portion only identified)
004	03	8480	Trenton, NJ PMSA
063		8520	Tucson, AZ MSA
052		8560	Tulsa, OK MSA
192		8600	Tuscaloosa, AL MSA
105		8680	Utica-Rome, NY MSA
005	04	8720	Vallejo-Fairfield-Napa, CA PMSA

<u>CMSA/ MSA RANK CODE</u>	<u>PMSA RANK CODE</u>	<u>FIPS MSA/ PMSA CODE</u>	<u>MSA/PMSA TITLE</u>
026	02	8725	Vancouver, WA PMSA
123		8780	Visalia-Tulare-Porterville, CA MSA
161		8800	Waco, TX MSA
009		8840	Washington, DC-MD-VA MSA
147		8880	Waterbury, CT MSA
173		8920	Waterloo-Cedar Falls, IA MSA
053		8960	West Palm Beach-Boca Raton-Delray Beach, FL MSA
158		9000	Wheeling, WV-OH MSA (Ohio portion not identified)
079		9040	Wichita, KS MSA
225		9140	Williamsport, PA MSA
004	02	9160	Wilmington, DE-NJ-MD PMSA (New Jersey portion not identified, Maryland portion suppressed.)
004		9240	Worcester, MA MSA
087		9280	York, PA MSA
067		9320	Youngstown-Warren, OH MSA
242		9340	Yuba City, CA MSA

ATTACHMENT 15

Topcoding of Usual Hourly Earnings

This variable will be topcoded based on an individual's usual hours worked variable, if the individual's edited usual weekly earnings variable is \$999. The topcode is computed such that the product of usual hours times usual hourly earnings does not exceed an annualized wage of \$100,000 (\$1,923.07 per week). Below is a list of the appropriate topcodes.

Hours	Topcode	Hours	Topcode	Hours	Topcode
1	None	34	\$56.56	67	\$28.70
2	None	35	\$54.94	68	\$28.28
3	None	36	\$53.41	69	\$27.87
4	None	37	\$51.97	70	\$27.47
5	None	38	\$50.60	71	\$27.08
6	None	39	\$49.30	72	\$26.70
7	None	40	\$48.07	73	\$26.34
8	None	41	\$46.90	74	\$25.98
9	None	42	\$45.78	75	\$25.64
10	None	43	\$44.72	76	\$25.30
11	None	44	\$43.70	77	\$24.97
12	None	45	\$42.73	78	\$24.65
13	None	46	\$41.80	79	\$24.34
14	None	47	\$40.91	80	\$24.03
15	None	48	\$40.06	81	\$23.74
16	None	49	\$39.24	82	\$23.45
17	None	50	\$38.46	83	\$23.16
18	None	51	\$37.70	84	\$22.89
19	None	52	\$36.98	85	\$22.62
20	\$96.15	53	\$36.28	86	\$22.36
21	\$91.57	54	\$35.61	87	\$22.10
22	\$87.41	55	\$34.96	88	\$21.85
23	\$83.61	56	\$34.34	89	\$21.60
24	\$80.12	57	\$33.73	90	\$21.36
25	\$76.92	58	\$33.15	91	\$21.13
26	\$73.96	59	\$32.59	92	\$20.90
27	\$71.22	60	\$32.05	93	\$20.67
28	\$68.68	61	\$31.52	94	\$20.45
29	\$66.31	62	\$31.01	95	\$20.24
30	\$64.10	63	\$30.52	96	\$20.03
31	\$62.03	64	\$30.04	97	\$19.82
32	\$60.09	65	\$29.58	98	\$19.62
33	\$58.27	66	\$29.13	99	\$19.42

ATTACHMENT 16

Source and Accuracy Statement

The source and accuracy statement will be released at a later date.

ATTACHMENT 17

User Notes

This section will contain information relevant to the Current Population Survey, June 1991: Immigration and Emigration Survey file that becomes available after the file is released. The cover letter to the updated information should be filed behind this page.

User Notes be sent to all users who (1) purchased their file (or technical documentation) from the Census Bureau and (2) returned the coupon on the following page.

UPDATE INFORMATION

Additional information concerning this file may be available at a later date. If you wish to receive the documentation supplements, please fill out the following coupon and mail to:

Data User Services Division
Data Access and Use Staff
Bureau of the Census
Washington, DC 20233

Name of File: Current Population Survey, October 1991: School Enrollment

Please send me any information which might become available later concerning the file listed.

Name:

Address

Phone:

