

**CURRENT POPULATION SURVEY**

**MARCH 1991**

**TECHNICAL DOCUMENTATION**

**CPS-91-3**



# **CURRENT POPULATION SURVEY, MARCH 1991**

**Technical Documentation**  
**CPS 91-3**

Washington, DC

Issued September 1991

**U.S. Department of Commerce**

**Robert A. Mosbacher, Secretary**

**Rockwell A. Schnabel, Deputy Secretary**

**Economics and Statistics Administration**

**Michael R. Darby, Under Secretary**  
for Economic Affairs and Administrator

**Bureau of the Census**

**Barbara Everitt Bryant, Director**

## BUREAU OF THE CENSUS

Barbara Everitt Bryant, Director  
C. Louis Kincannon, Deputy Director  
Roland H. Moore, Associate Director

### DATA USER SERVICES DIVISION

Marshall L. Turner, Jr., Chief

\*\*\*\*\*

### ACKNOWLEDGMENTS

This documentation was prepared within the Data Access and Use Staff, under the direction of Deborah D. Barrett, Chief, and Barbara J. Aldrich, Chief of its Technical Information Section. Delores Baldwin was the coordinator for this file. Word processing was provided by Virginia Collins, Sylvia Nowlin, and Barbara Shugart. Technical assistance was provided by members of the Current Population Surveys Branch, Demographic Surveys Division.

The file should be cited as follows:

*Current Population Survey, March 1991  
[machine-readable data file] / conducted by the  
Bureau of the Census for the Bureau of Labor  
Statistics. —Washington: Bureau of the Census  
[producer and distributor], 1991.*

The technical documentation should be cited as follows:

*Current Population Survey, March 1991  
Technical Documentation / prepared by Data  
User Services Division, Data Access and Use  
Staff, Bureau of the Census. —Washington:  
The Bureau, 1991.*

For additional information concerning the **tape**, contact Data User Services Division, Customer Services, Bureau of the Census, Washington, DC 20233. Phone: (301) 763-4100.

For additional information concerning the **technical documentation**, contact Data User Services Division, Data Access and Use Staff, Bureau of the Census, Washington, DC 20233. Phone: (301) 763-2074.

For additional information concerning the **subject matter** of the file, contact Demographic Surveys Division, Current Population Surveys Branch, Bureau of the Census, Washington, DC 20233. Phone: (301) 763-2773.

# USER COMMENTS

We are interested in the reaction of users to the usefulness of the information presented in this file and to the contents of the questions used to provide the data in this file (there is a facsimile of the

questionnaire in appendix D). We welcome user recommendations for improving our survey work. If you have suggestions or comments, please send them to:

Current Survey Comments  
Population Division  
U.S. Bureau of the Census  
Washington, DC 20233



# TABLE OF CONTENTS

Current Population Survey, March 1991

<b>Abstract</b> .....	1-1
<b>Overview</b>	
Introduction .....	2-1
CPS Sample .....	2-1
Questionnaire Coverage.....	2-2
Revisions to the March CPS Processing System .....	2-2
File Structure .....	2-3
Relationship of Current Population Survey Files to Publications.....	2-3
Geographic Limitations .....	2-6
Weights .....	2-6
Earnings Data .....	2-7
<b>Matching of March CPS Files</b> .....	3-1
<b>How to Use the Data Dictionary</b> .....	4-1
<b>Changes in the Data Dictionary Since 1990</b> .....	5-1
<b>Data Dictionary Index</b>	
Household Record Index.....	6-1
Family Record Index .....	6-5
Person Record Index.....	6-7
<b>Data Dictionary Alphabetical Variable Listing</b>	
Household Record .....	7-1
Family Record .....	7-5
Person Record .....	7-7
<b>Data Dictionary</b>	
Household Record.....	8-1
Family Record .....	8-11
Person Record .....	8-17
<b>Glossary</b>	
Subject Concepts.....	9-1
Geographic Concepts .....	9-13
<b>APPENDICES</b>	
<b>Appendix A - Industry Classifications</b>	
A1 - Detailed Industry Classification Codes (3-digit).....	A-1
A2 - Detailed Industry Recodes (01-51).....	A-9
A3 - Major Industry Recodes (01-14) .....	A-11
<b>Appendix B - Occupation Classifications</b>	
B1 - Detailed Occupational Classification Codes for Detailed Occupational Categories (3-digit)...	B-1
B2 - Detailed Occupation Recodes (01-46).....	B-15
B3 - Major Occupation Group Recodes (01-14).....	B-17

<b>Appendix C - Selected Tables from the Current Population Survey, March 1991 .....</b>	<b>C-1</b>
<b>Appendix D - Questionnaire Facsimiles</b>	
D1 - Facsimile of Basic Questionnaire.....	D-1
D2 - Facsimile of March Supplement Questionnaire.....	D-13
<b>Appendix E - Specific Metropolitan Identifiers</b>	
List 1: CMSA/MSA 1983 Rank Codes (MSARANK) .....	E-1
List 2: PMSA 1983 Rank Codes (PMSARANK).....	E-9
List 3: Individual Central City Codes (CCCODE).....	E-11
List 4: FIPS MSA/PMSA Codes (SMSAFIPS) .....	E-13
List 5: CMSA Codes.....	E-19
<b>Appendix F - Topcoding of Usual Hourly Earnings.....</b>	<b>F-1</b>
<b>Appendix G - Source and Accuracy Statement .....</b>	<b>G-1</b>
<b>Appendix H - User Notes .....</b>	<b>H-1</b>



# ABSTRACT

*Current Population Survey, March 1991 [machine-readable data file] / conducted by the Bureau of the Census for the Bureau of Labor Statistics. —Washington: Bureau of the Census [producer and distributor], 1991.*

## Type of File

Microdata; unit of observation is individuals, families, and households.

## Universe Description

The universe is the civilian noninstitutional population of the United States living in housing units and members of the Armed Forces living in civilian housing units on a military base or in a household not on a military base. A probability sample is used in selecting housing units.

## Subject-Matter Description

This file, also known as the Annual Demographic File, provides the usual monthly labor force data, but in addition, provides supplemental data on work experience, income, noncash benefits, and migration. Comprehensive work experience information is given on the employment status, occupation, and industry of persons 15 years old and over. Additional data for persons 15 years old and older are available concerning weeks worked and hours per week worked, reason not working full time, total income and income components, and residence on March 1, 1990. Data on employment and income refer to the preceding year, although demographic data refer to the time of the survey.

This file also contains data covering nine non-cash income sources: food stamps, school lunch program, employer-provided group health insurance plan, employer-provided pension plan, personal health insurance, Medicaid, Medicare, CHAMPUS or military health care, and energy assistance.

Characteristics such as age, sex, race, household relationship, and Hispanic origin are shown for each person in the household enumerated.

## Geographic Coverage

State of residence is uniquely identified as well as census geographic division and region. The 113 largest metropolitan statistical areas (CMSA's or MSA's), an additional 89 selected MSA's, 66 selected PMSA's, and 30 central cities in multi-central city

MSA's or PMSA's are also uniquely identified.<sup>1</sup> Within confidentiality restrictions, indicators are provided for MSA-PMSA/non-MSA-PMSA, central city/noncentral city, farm/nonfarm, and MSA/CMSA size.

## Technical Description

File Structure: Hierarchical.

File Size: 300,012 logical records; record size is 656 characters.

File Sort Sequence: Census state code (MSTSTATE), then MSA/PMSA rank code

## Reference Materials

*Current Population Survey, March 1991 Technical Documentation.* The documentation includes this abstract, pertinent information about the file, a glossary, code lists, and a data dictionary. One copy accompanies each file order. When ordered separately, it is available for \$10 from Data User Services Division, Customer Services, Bureau of the Census, Washington, DC 20233.

## Related Printed Reports

Data from the March Current Population Survey are published most frequently in the Current Population Reports P-20 and P-60 series. These reports are available from the Superintendent of Documents, U.S. Government Printing Office, Washington, DC 20402. Forthcoming reports will be cited in *Census and You*, CENDATA™, the *Monthly Product Announcement* (MPA), and the *Bureau of the Census Catalog and Guide*.

## Related Machine-Readable Data Files

A public use edition of the Current Population Survey, March file is available for each year since 1968. For 1980, 1984, and 1988 two March files are available for each year. The first March 1980 file contains estimates based on 1970 population counts and should be used for historical comparisons ending in 1980. The reweighted March 1980 file

1. MSA's = Metropolitan Statistical Areas; CMSA's = Consolidated Metropolitan Statistical Areas; PMSA's = Primary Metropolitan Statistical Areas.

contains estimates based on results of the 1980 census and should be used for comparisons between 1981 and 1984.

In 1984, the Bureau of the Census introduced a step into the March second stage weighting procedure to control individual weights to independent estimates of the Hispanic population. Since this introduction caused a major disruption in the Hispanic estimates from March two data files were created. The first file, without the Hispanic controls should be used for comparing estimates for years prior to 1984 and the second file should be used for comparison with 1985 and forward files.

From March 1989 forward, data on the Annual Demographic File are processed using the rewrite system. The rewrite system includes revised procedures to match supplement records to basic CPS records; revised weighting procedures; revised demographic and family edits; revised imputation procedures; and more income detail on the file.

For March 1988 there are two files, the regular Annual Demographic File and the Annual Demographic Rewrite File. The rewrite file has been prepared to allow historical comparison of data from the rewrite processing system implemented between 1988 and 1989. It is recommended that the rewrite file be used when comparing data collected from the March Annual Demographic Supplement from 1988 forward. Use the regular file, released in 1988, when comparing data from 1988 and prior years.

This is not to say, however, that comparisons cannot be made between years before and after

1988. When such analyses are done, for example between 1986 through 1989, data users must consider that similarities or differences between the data may be caused or effected by the rewritten system. Thus, comparing estimates from the 1988 rewrite files and the 1988 regular file will reveal the extent of any differences caused by the processing system changes though not the specific change. The magnitude of the difference can then be applied to the estimates from 1986 - 1987 to reveal whether any real differences exist. There were several revisions made to the processing programs; therefore, it is difficult to determine which specific revision effected the differences or similarities in the data.

Some non-March data also are available from 1968 to present. For more information, request the *Data Developments* on the Current Population Survey from Data User Services Division, Customer Services, Bureau of the Census, Washington, DC 20233.

### **File Availability**

Tapes are priced at \$1.25 per megabyte (MB) with a minimum price of \$175. Options include 6250 or 1600 bpi; ASCII or EBCDIC, labeled or unlabeled. The files are also available on tape cartridges (IBM 3480 compatible) for the same price. When ordering, please use the order form on the following page.

# Census Bureau Order Forms

\*0001

## PUBLICATIONS – Use only if not in stock at the Government Printing Office (GPO).

Please Type or Print. (Form is aligned for typewriter use.) Prices include regular domestic postage and handling. International customers please add 25%.

Qty.	Series number	Title	Price each	Total price
Total for publications				

\_\_\_\_\_  
(Company or personal name) (Please type or print)

\_\_\_\_\_  
(Additional address/attention line)

\_\_\_\_\_  
(Street address)

\_\_\_\_\_  
(City, State, ZIP Code)

\_\_\_\_\_  
( )

\_\_\_\_\_  
(Daytime phone including area code) (Date)

**Please Choose Method of Payment:**

Check payable to **Superintendent of Documents**  
**Mail To:** Bureau of the Census, DPD—Publications  
 Unit, 1201 E. Tenth St., Jeffersonville, IN 47132

GPO deposit account      -

**Mail To:** Customer Services, Bureau of the Census,  
 Washington, DC 20233 [or call (301)763-4100;  
 fax (301)763-4794]

\*0002

## ELECTRONIC MEDIA, MICROFICHE, DOCUMENTATION, AND OTHER – Use for computer tape (TAPE), computer tape cartridge (CART), technical documentation (TD), compact disc—read-only memory (CD-ROM), diskette (DISK), microfiche (FICHE), or paper reproductions – “blowbacks” (BB).

Please Type or Print. (Form is aligned for typewriter use.) All prices include regular domestic postage and handling. International customers, please add 25%.

Qty.	Media <small>(See abbrev. above)</small>	Title	Price each	Total price
Total for products listed (minimum order: \$10)				

<b>COMPUTER TAPE INSTRUCTIONS</b>	<p><b>Characteristics of 9-Track Tape Reels:</b></p> <p><input type="checkbox"/> 6250 bpi, EBCDIC <span style="margin-left: 100px;"><input type="checkbox"/> 1600 bpi, EBCDIC</span></p> <p><input type="checkbox"/> 6250 bpi, ASCII <span style="margin-left: 100px;"><input type="checkbox"/> 1600 bpi, ASCII</span></p> <p>Labeling: <input type="checkbox"/> Standard <input type="checkbox"/> Unlabeled</p> <p>Maximum block size (if less than 32K bytes)? _____</p>	<p><b>Characteristics of IBM 3840-Compatible Tape Cartridges:</b></p> <p>Language: <input type="checkbox"/> EBCDIC <input type="checkbox"/> ASCII</p> <p>Labeling: <input type="checkbox"/> Standard <input type="checkbox"/> Unlabeled</p> <p>Maximum block size (if less than 32K bytes)? _____</p>
-----------------------------------	--	---

\_\_\_\_\_  
(Company or personal name) (Please type or print)

\_\_\_\_\_  
(Additional address/attention line)

\_\_\_\_\_  
(Street address)

\_\_\_\_\_  
(City, State, ZIP Code)

\_\_\_\_\_  
( )

\_\_\_\_\_  
(Daytime phone including area code) (Date)

**Please Choose Method of Payment:**

Check payable to **Commerce-Census**


Census deposit account 9   

VISA or MasterCard Account

\_\_\_\_\_  
(Name on card) Expiration date

\_\_\_\_\_  
(Signature)

**Mail to:** Customer Services, Bureau of the Census, Washington, DC 20233; (301) 763-4100.  
 To fax your orders and inquiries—(301) 763-4794



## GPO Order Form

Order Processing Code:

**\* 6472**

**Charge your order.  
It's easy!**



**1. Please Type or Print.** (Form is aligned for typewriter use.)

**PUBLICATIONS**

Qty.	Stock Number	Title	Price Each	Total Price

**SUBSCRIPTIONS**

Qty.	List ID	Title	Price Each	Total Price

Total for Publications

Total for Subscriptions

Total Cost of Order

**NOTE:** All prices include regular domestic postage and handling. Publication prices are good through . After that date, please call Order and Information Desk at 202-783-3238 to verify prices. Subscription prices are subject to change at any time. International customers, please add an additional 25%.

**Please Type or Print**

2. \_\_\_\_\_  
 (Company or personal name)

\_\_\_\_\_

(Additional address/attention line)

\_\_\_\_\_

(Street address)

\_\_\_\_\_

(City, State, ZIP Code)

( )

(Daytime phone including area code)

**3. Please Choose Method of Payment:**

Check payable to the Superintendent of Documents

GPO Deposit Account     -

VISA, or MasterCard Account

(Credit card expiration date)

**Thank you for your order!**

(Signature)

**4. Mail To:** Superintendent of Documents, Government Printing Office, Washington, D.C. 20402-9325



# OVERVIEW

## Current Population Survey

### Introduction

The Current Population Survey (CPS) is the source of the official Government statistics on employment and unemployment. The CPS has been conducted monthly for over 50 years. Currently, we interview about 57,000 households monthly, scientifically selected on the basis of area of residence to represent the Nation as a whole, individual States, and other specified areas. Each household is interviewed once a month for four consecutive months one year, and again for the corresponding time period a year later. This technique enables us to obtain month-to-month and year-to-year comparisons at a reasonable cost while minimizing the inconvenience to any one household.

Although the main purpose of the survey is to collect information on the employment situation, a very important secondary purpose is to collect information on the demographic status of the population, information such as age, sex, race, marital status, educational attainment, and family structure. From time to time additional questions are included on such important subjects as health, education, income, and previous work experience. The statistics resulting from these questions serve to update similar information collected once every 10 years through the decennial census, and are used by Government policymakers and legislators as important indicators of our Nation's economic situation and for planning and evaluating many Government programs.

The CPS provides current estimates of the economic status and activities of the population of the United States. Because it is not possible to develop one or two overall figures (such as the number of unemployed) that would adequately describe the labor market, the CPS is designed to provide a large amount of detailed and supplementary data. Such data are made available to meet a wide variety of needs on the part of users of labor market information.

Thus, the CPS is the only source of monthly estimates of total employment (both farm and non-farm); nonfarm self-employed persons, domestics, and unpaid workers in nonfarm family enterprises; wage and salary employees; and, finally, estimates of total unemployment.

It provides the only available distribution of workers by the number of hours worked (as distinguished from aggregate or average hours for an

industry), permitting separate analyses of part-time workers, workers on overtime, etc. The survey is also the only comprehensive current source of information on the occupation of workers and the industries in which they work. Information is available from the survey not only for persons currently in the labor force but also for those who are outside the labor force. The characteristics of such persons – whether married women with or without young children, disabled persons, students, older retired workers, etc., can be determined. Information on their current desire for work, their past work experience, and their intentions for job seeking are also available.

The March CPS, also known as the Annual Demographic File, contains the basic monthly demographic and labor force data described above, plus additional data on work experience, income, non-cash benefits, and migration.

### CPS Sample

The CPS sample is based on the civilian noninstitutional population of the United States. The sample is located in 729 sample areas comprising 1,973 counties and independent cities with coverage in every State and in the District of Columbia.

In all, some 71,000 housing units or other living quarters are assigned for interview each month; about 57,000 of them containing approximately 114,500 persons 15 years old and over are interviewed. Also included are demographic data for approximately 33,500 children 0-14 years old and 650 Armed Forces members living with civilians either on or off base within these households. The remainder of the assigned housing units are found to be vacant, converted to nonresidential use, contain persons with residence elsewhere, or are not interviewed because the residents are not found at home after repeated calls, are temporarily absent, or are unavailable for other reasons. Approximately 14,000 noninterview households are present each month. The resulting file size is approximately 163,000 records. In March of each year supplemental data are collected for Armed Forces members residing with their families in civilian housing units or on a military base. The Armed Forces members, however, are not asked the monthly labor force questions. In addition, the March CPS is supplemented with a sample of Hispanic households identified the previous

November. This results in the addition of about 2,500 households in the March CPS. The inclusion of the additional sample of Hispanic households began in 1976.

A more precise explanation regarding the CPS sample design is provided in Technical Paper 40, *The Current Population Survey: Design and Methodology*.

For a more detailed discussion about the basic labor force data gathered on a monthly basis in the CPS survey, see the Bureau of Labor Statistics Report No. 463 and the Current Population Report P-23, No. 62, issued jointly by the Bureau of Labor Statistics and the Bureau of the Census in October, 1976, and entitled *Concepts and Methods Used In Labor Statistics derived from the Current Population Survey*.

## Questionnaire Coverage

Questionnaire facsimiles of the March 1990 CPS income supplement are shown on pages D-13 to D-27 in this documentation. CPS-1 items 19-26B shown on pages D-4 and D-5 of this document are not asked of Armed Forces members but only of civilians 15 years old and older. This part of the questionnaire is referred to as the monthly (basic) labor force section because these questions are asked every month.

Certain data items appearing on both the monthly (basic) questionnaire and the March supplement questionnaire may not have the same meaning. To avoid any misunderstandings, the user should refer to the glossary of this documentation.

## Revisions To The March CPS Processing System

**Introduction.** Between 1988 and 1989 a new computer processing system was introduced for the March Current Population Survey. This processing system rewrite was long overdue; the system in use before this year was first introduced in March 1976 and was never fully updated to reflect the numerous questionnaire changes that had taken place since that time. In addition, the programs used to process the CPS file were written in a computer language that is being phased out of use at the Census Bureau. While the March 1989 file is the first to reflect this new processing system, the March 1988 file was reprocessed based on these new procedures in order to: 1) better evaluate the new processing procedures, and 2) allow year-to-year comparisons to be made between income years 1987 and 1988 using a consistent processing system.

While the following section deals mainly with modifications to the March imputation procedures and their subsequent effect on income and poverty rates, it should be pointed out that all of the

processing programs were rewritten in 1989, so that not only are the files from 1989 forward based on a somewhat different imputation system, but also reflect a rewritten weighting system, data acceptance program, family relationship edits, and new procedures to match income supplement records to the monthly CPS file. As a result, it is difficult to ascertain whether differences (especially those based on relatively small bases) are the result of imputation or other processing differences between the original and revised files.

Since the Census Bureau began imputing the missing income data on the CPS in 1962, there have been three major revisions to the processing system (in 1967, 1976, and 1989). Through all of these revisions, the basic strategy used in make imputations has remained the same. This approach, commonly referred to as "hot deck" imputation, assigns missing responses to sample persons with information from matched sample persons with similar demographic and economic information who answered these questions.

Under the new March processing system, there were three main modifications to the income imputation programs:

1. The edits and imputations were expanded to reflect the full detail of the March income questionnaire. The original processing system was still based on a less detailed CPS income questionnaire that had not been in use since 1980.
2. Under the revised processing procedures, entire sets of March income and noncash benefits data were imputed to supplement noninterviews from the same interviewed person. Under the original processing procedures, earnings, unearned income, and noncash benefits were imputed in separate stages during the processing system. Thus, the new processing system imputes noninterviews more efficiently and is better able to preserve the correlation between earnings, unearned income, and noncash benefits.
3. Both the old and new processing systems employ what are called "statistical matches" to link sample cases with reported data to those requiring imputation for missing responses. In the original processing system, under certain circumstances, reported data was removed and replaced with imputed data during the statistical matching process. Under the new system, reported data are never removed. This was accomplished by expanding the number of statistical matches in the income imputation system.



## File Structure

There is a household record for each household or group quarters. The household record is followed by one of three possible structures:

**A. If the household contains related persons and is not a group quarters household:**

1. The family record appears next followed by person records for members of the family who are not also members of a related subfamily. The person records would be ordered: family householder, spouse of family householder, children in the family, and other relatives of the family householder.
2. The above records may be followed by one or more related subfamily records, each related subfamily record being followed immediately by person records for members of that related subfamily. The person records would be ordered: reference person of the related subfamily, spouse of subfamily reference person, and children of subfamily reference person.
3. The above records may be followed by one or more unrelated subfamily records, each unrelated subfamily record being followed immediately by person records for members of that unrelated subfamily. The person records would be ordered: unrelated subfamily reference person, spouse of subfamily reference person, and children of subfamily reference person.
4. The above records may be followed by one or more persons living with nonrelatives family records, each to be followed by the person record for the unrelated individual it represents. (See Figure 1, page 2-4.)

**B. If the household contains a householder with no relatives and is not a group quarters household:**

1. The family record for the nonfamily householder is followed immediately by the person record for that nonfamily householder.
2. These records may be followed by one or more unrelated subfamily records, each unrelated subfamily record being

followed immediately by the person records for members of that unrelated subfamily.

3. These records may be followed by one or more family records for persons living with nonrelatives, each person living with nonrelatives family record being followed immediately by the person record for that person living with nonrelatives. (See Figure 2, page 2-5.)

**C. If the household is a group quarters, each person is defined as a person living with nonrelatives. There will be a family record followed by a person record for each person in the group quarters.**

## Relationship of Current Population Survey Files to Publications

Each month, a significant amount of information about the labor force is published by the Bureau of Labor Statistics in the Employment and Earnings and Monthly Labor Review Reports.

As mentioned previously, the CPS also serves as a vehicle for supplemental inquiries on subjects other than employment which are periodically added to the questionnaire. From the basic and supplemental data the Bureau of the Census issues four series of publications under the general title Current Population Reports:

- P-20 Population Characteristics
- P-23 Special Studies
- P-27 Farm Population
- P-60 Consumer Income

Of particular interest to users of the March microdata file would be those reports based on information collected in March. These reports include the following titles:

- P-20 Population Profile of the United States: (Year)
- P-20 Household and Family Characteristics: March (Year)
- P-20 Households, Families, Marital Status, and Living Arrangements: March (Year)
- P-20 Geographical Mobility (Years)
- P-20 Educational Attainment in the United States (Years)
- P-20 Persons of Hispanic Origin in the United States (Year)
- P-60 Money Income and Poverty Status of Families and Persons in the United States: (Year)

P-60 Characteristics of the Population Below the Poverty Level: (Year)

P-60 Characteristics of Households Receiving Selected Noncash Benefits: (Year)

All Current Population Reports may be obtained by subscription from the U.S. Government Printing Office. Subscriptions are available as follows: Population Characteristics, Special Studies, Farm

Population, and Consumer Income series (P-20, P-23, P-27, P-60) combined, \$71 per year (sold as a package only); Population Estimates and Projections (P-25), \$25 per year. Single issues may be ordered separately; ordering information and prices are provided on CENDATA™, in the *Bureau of the Census Catalog and Guide*, in *Census and You*, and the *Monthly Product Announcement* (MPA).

### Figure 1. Illustration of Record Sequence for Households Containing a Family.

#### Household Record

##### Family Record

Person 1 (Householder) Record

Person 2 (Spouse) Record

.

.

.

Person n (Family Member)

##### Family (Related Subfamily Record)

Person 1 (Related Subfamily Reference Person) Record

Person 2 (Spouse) Record

.

.

.

Person n (Related Subfamily Member) Record

##### Family (Unrelated Subfamily) Record

Person 1 (Unrelated Subfamily Reference Person) Record

Person 2 (Spouse) Record

.

.

.

Person n (Unrelated Subfamily Member) Record

##### Family (Persons Living With Nonrelatives) Record

Person 1 (Person Living With Nonrelatives) Record

**Figure 2. Illustration of Record Sequence for Households Containing a Nonfamily Householder.**

Household Record

Family (Nonfamily Householder) Record

Person (Nonfamily Householder) Record

Family (Unrelated Subfamily) Record

Person 1 (Unrelated Subfamily Reference Person) Record

Person 2 (Spouse) Record

.

.

.

Person n (Unrelated Subfamily Member) Record

Family (Person Living With Nonrelatives) Record

Person (Persons Living With Nonrelatives) Record

**Figure 3. Illustration of Record Sequence for Group Quarters.<sup>1</sup>**

Household Record

Family (Persons Living With Nonrelatives) Record

Person (Persons Living With Nonrelatives) Record

1. NOTE: Each person in group quarters is by definition a person living with nonrelatives.

## Geographic Limitations

In July 1985, the CPS microdata files began carrying the metropolitan statistical area definitions announced by the Office of Management and Budget on June 30, 1984. The new CPS estimates for the total metropolitan population have consistently been higher than independent estimates of the total metropolitan population prepared by the Census Bureau; the new CPS nonmetropolitan estimates have been lower than the independent estimates. The magnitude of the monthly differences has varied from 900,000 to 2.5 million persons over the past year, so that the proportion of the population living in metropolitan areas according to the CPS has ranged from 0.4 to 1.0 percentage points higher than the independent estimate. The difference in level between the two sets of estimates is partially attributable to the basic CPS sample design, which, because of sampling variability, includes an oversample of metropolitan households and an undersample of nonmetropolitan households. The monthly variations result from the exit and entrance of rotation groups, each with slightly different metropolitan-nonmetropolitan proportions, into the sample. The apparent overestimation of metropolitan and underestimation of nonmetropolitan population in the CPS relative to the Census Bureau's independent estimates should be taken into account when using the data. Because of the monthly variation in these estimates, month-to-month comparisons of metropolitan and nonmetropolitan estimates should be interpreted with caution.

One other set of estimates that can be produced from CPS microdata files beginning in October 1985 should be treated with caution. These are estimates for individual metropolitan areas. The change in Census Bureau confidentiality rules allowing identification of areas with populations of 100,000 or more instead of 250,000 has produced a situation where we now identify numerous small metropolitan areas on the CPS data files. Although estimates for the larger areas such as New York, Los Angeles, and so forth, should be fairly accurate and valid for a multitude of uses, estimates for the smaller metropolitan areas (those with populations under 500,000) should be used with caution because of the relatively large sampling variability associated with these estimates.

It should be kept in mind that the sample design and methods of weighting CPS data are geared towards producing estimates for the entire Nation. Consequently, data for states are not as reliable as national data, and the file will lose some of its utility in certain applications. For further discussion of such considerations, the user should consult *The*

*Current Population Survey: Design and Methodology* (Technical Paper 40, U.S. Bureau of the Census).

The nature of the work done by each individual investigator using the microdata file will determine to what extent his/her requirements for precision will allow using some of the smaller geographic areas identified on the file.

## Weights

For all CPS data files a single weight is prepared and used to compute the monthly labor force status estimates. An additional weight was prepared for the earnings universe which roughly corresponds to wage and salary workers in the two outgoing rotations. This is explained below in the section on earnings data. However, the difference in content of the March CPS supplement requires the presentation of additional weights: a household weight, a family weight, and a March supplement weight. In this section we briefly describe the construction and use of these weights. Chapter 5 of Technical paper 40, *The Current Population Survey: Design and Methodology* provides documentation of the weighting procedures for the CPS both with and without supplement questions.

The final weight, which is the product of several adjustments, is used to produce population estimates for the various items covered in the regular monthly CPS. This weight is constructed from the basic weight for each person, which represents the probability of selection for the survey. The basic weight is adjusted for special sampling situations and failure to obtain interviews from eligible households (noninterview adjustment). A two-stage ratio estimation procedure adjusts the sample population to the known distribution of the entire population. This two-stage ratio estimation process produces factors which are applied to the basic weight (after the special weighting and noninterview adjustments are made) and results in the final weight associated with each record. In summary, the final weight is the product of: (1) the basic weight, (2) adjustments for special weighting, (3) noninterview adjustment, (4) first stage ratio adjustment factor, and (5) second stage ratio adjustment factor. This final weight should be used when producing estimates from the basic CPS data.

Differences in the questionnaire, sample and data uses for the March CPS supplement result in the need for additional adjustment procedures to produce what is called the March supplement weight. The sample for the March CPS supplement is expanded to include male members of the Armed Forces who are living in civilian housing or with the family on a military base, as well as additional Hispanic households which are not included in the monthly labor force estimates.

The expanded sample and the need to have a husband and wife receive the same weight has resulted in a weighting system which produces the March supplement weight. The March supplement weight should be used for producing estimates from March supplement data.

Finally, household and family weights are the weights assigned from the householder or reference person after all adjustments have been made and should be used when tabulating estimates of families-households.

### **Earnings Data**

Beginning in 1982, usual hourly and weekly earnings data appear on the Annual Demographic File (ADF) for that portion of the population roughly corresponding to wage and salary workers (self-employed persons in incorporated businesses are excluded, although they are normally included with the wage and salary population). These data are now collected on a monthly basis in the two

outgoing rotation groups as part of the basic CPS labor force interview.

Since the intent of the regular collection of earnings data was to initiate a family earnings data series, all persons in the two outgoing rotations receive an "earnings weight," even if they are not eligible for the earnings item. The earnings weight is a simple ratio-estimation to the person's labor force status by age, race, and sex. When tabulating estimates of earnings based on basic CPS data, use the earnings weight.

Further information on this earnings series is contained in *Technical Description of the Quarterly Data on Weekly Earnings from the Current Population Survey*, BLS Report #601, July 1980. This report is available on request from the U.S. Department of Labor, Bureau of Labor Statistics, Washington, D.C. 20212. Attn: Office of Inquiries and Correspondence.

NOTE: For 1982 and 1983, usual weekly earnings are not present for individuals who were not paid on an hourly basis.



# MATCHING OF MARCH CPS FILES

There are two basic limitations in linking the March CPS files across years. First, only fifty percent of the sample is included in two consecutive years. Second, the residents within the eligible housing units may have changed or appeared as noninterview records in one or both years. The result is a matched sample of considerably less than the upper limit of fifty percent. The basic procedures and variables used to link two or more March CPS files are outlined below.

## Sample Selection

The first step in matching year  $t$  with year  $t + 1$  is to select from year  $t$  those housing units with a

“month in sample” value of 1 through 4, and from year  $t + 1$  those units with a “month in sample” value of 5 through 8. This will identify the sample subset eligible for matching. Within this subset, housing units in year  $t$ , month 1 will match only with units in year  $t + 1$ , month 5, etc.

## Matching Housing Units

Using one or more variables, it is possible to uniquely identify each housing unit in each sample rotation. However, because of changes in CPS procedures, the available information for matching housing units is not always identical. Below are the variables available for matching March CPS files.

Years: 1968-1971

Variables: Random Cluster Code (F6-10) and Serial Number (F11-14)

Years: 1971-1972

Changes in CPS clustering procedures and the accompanying change of household identification numbers prevent matching 1971 and 1972 March CPS files.

Years: 1972-1973

The 1972 file uses 1960 random cluster codes while the 1973 file uses 1970 random cluster codes, thus precluding the matching of records.

Years: 1973-1975

Variables: Random Cluster Code (F7-11), Segment Number (F12-16), and Serial Number (F217-218)

Years: 1975-1976

Variables: 1975: Random Cluster Code (F7-11) Segment Number (F12-16), and Serial Number (F217-218)

1976: Random Cluster Code (H35-39), Segment Number (H40-43), and Serial Number (H44-45)

Years: 1976-1977

Matching is not possible because variables required for matching are in a different format each year.

Years: 1977-1985

Variable: Household Identification Number (H18-29)

Years: 1985-1986

Matching is not possible because the 1986 file is based entirely on the 1980 census design sample.

Years: 1986 Forward

Variable: Household Identification Number (H18-29)

## **Matching Households, Families, and Persons**

Although the information presented above allows matching of housing units across years, it is possible that the residents of the housing unit have changed. Consequently, it is necessary to perform additional matches to insure resident comparability. The specific variables used to match residents will vary according to the needs of the project but it is more efficient to arrange the matching in a hierarchical sequence. For example, matching on sex and race

should precede matching on age or household relationship. The user should carefully work through the possible changes in household structure that might result in an inappropriate rejection of a household. For example, a husband-wife family in year  $t$  that experienced a divorce and became a female headed household in year  $t + 1$  would fail the test for matching sex of head. Clearly, the more criteria used in matching records will result in greater accuracy, but will also increase the expense and result in fewer matches.



# HOW TO USE THE DATA DICTIONARY

The Data Dictionary describes the contents and record layout of the public-use computer tape file. The first line of each data item description gives the data name, size of the data field, relative begin position of the field, and the range of the values.

The next few lines contain descriptive text and any applicable notes. Categorical value codes and labels are given where needed. Comment notes marked by an (\*) are provided throughout. Comments should be removed from the machine-readable version of the data dictionary before using it to help access the data file.

**Data.** Alphabetic, numeric, and the special character (-). No other special characters are used. It may be a mnemonic such as "H-HHTYPE" or "HFIN-YN", or a sequential identifier such as "MIG-MTR1" or "SUR-SC1". Data item names are unique throughout the entire file (all 3 record types).

**Size.** Numeric. The size of a data item is given in characters. Indication of implied decimal places is provided in notes.

**Begin.** Numeric. Contains the location in the data record of the first character position of the data item field.

**Category Value.** Numeric. Contains the range of values for the given data item.

The first line of each data item description begins with the character "D" (left-justified, two characters). The "D" flag indicates lines in the data dictionary containing the name, size, and begin position of each data item. This information (in machine-readable form) can be used to help access the data file. The line beginning with the character "U" describes the universe for that item. Lines con-

taining categorical value codes and labels follow next and begin with the character "V". The special character (.) denotes the start of the value labels. Two examples of data item descriptions follow:

```
D H-HHTYPE 1 20 (1:3)
      Type of household
U All households
V 1 .Interview
V 2 .Type A non-interview
V 3 .Type B/C non-interview
```

```
D MIG-MTR1 2 218 (01:09)
      Migration recode
U MIGSAME = 2
V 01 .Nonmover
V 02 .MSA to MSA
V 03 .MSA to nonMSA
V 04 .NonMSA to MSA
V 05 .NonMSA to nonMSA
V 06 .Abroad to MSA
V 07 .Abroad to nonMSA
V 08 .Not in universe (children
      .under 1 year old)
V 09 .Not identifiable
```

## How to Distinguish Supplement Variables from Monthly Variables

Monthly variables have a prefix and trailer as follows:

1. H-, HG-, or H% for household record variables.
2. A-, A% for person record variables.
3. The family record contains no monthly variables.

Supplement variables are all one string or they have a suffix. For example HFIN-YN is a supplement variable on the household record.

## Machine-Readable Data Dictionary Layout

Data dictionary lines are 46 characters. The character on the first position determines the type of lines. Each variable may have the following lines:

1. COMMENTS ( " \* " ) lines
2. DATA DICTIONARY ( " D " ) ; line and DATA DESCRIPTION
3. UNIVERSE ( " U " ) lines
4. VALUE DESCRIPTION lines
5. One blank line at the end

### FORMAT

#### "\*" Line – Comments

- a. " \* " in the first position indicates that this is a comment line. This line can appear any place in the dictionary. It will be used for short comments or to nullify any value codes.
- b. " \*\* " in the first two positions is also comments but it has additional meaning. It indicates this is a block of comments which will be applied to several variables.

#### "D" Line – Data Dictionary

This line contains the following information:

ID	"D"	COL.	1- 1
NAME	Variable name	COL.	3-10
SIZE	Size of data field	COL.	14-15
BEGIN	Begin position of data field	COL.	19-22
CATEGORY VALUE	Range of values in parentheses	COL.	26-46

Text describing the variable will follow this "D" line. Use COL. 6-4 and repeat as many lines as necessary.

#### "U" Line – Universe Definition

This line contains the universe definition. Use COL. 3-46 and repeat as many lines as necessary.

ID	" U "	COL.	1- 1
DESCRIPTION	Universe description	COL.	3-46

(For continuation use COL. 3-46 and repeat as many lines as necessary.)

#### "V" Line – Value Definition

ID	" V "	COL.	1- 1
VALUE	Value code-right justified	COL.	3-12
.	" "	COL.	14
DESCRIPTION	Value description	COL.	15-46

(Repeat COL. 14-46 format for continued value description.)

# CHANGES IN THE DATA DICTIONARY SINCE 1990

The following variables were added and/or changed in the March 1991 Annual Demographic Supplement file:

## March 1990

## March 1991

### Household Record

Data	Size	Begin	Data	Size	Begin
Filler	7	13	Filler	2	13
			SCMST	5	15

### Person Record

Data	Size	Begin	Data	Size	Begin
Filler	1	465	FL-665	1	465
IMIG2	1	635	IMIG1	1	635



**DATA DICTIONARY INDEX**  
Current Population Survey, March 1991

**Household Record**

Item	Mnemonic	Location
1960 Census State code	HG-ST60	40
1980 State rank	HG-STRN	42
Alimony payments income	HALMVAL	225
Alimony payments received	HALM-YN	224
Allocation flags for basic CPS	H%HHNUM	296
Allocation flags for basic CPS	H%LIVQRT	297
Allocation flags for basic CPS	H%TELAVAL	300
Allocation flags for basic CPS	H%TELHHD	299
Allocation flags for basic CPS	H%TELINT	301
Allocation flags for basic CPS	H%TENURE	295
Allocation flags for supplement household items	I-HCHI	304
Allocation flags for supplement household items	I-HCHINN	307
Allocation flags for supplement household items	I-HCHINO	305
Allocation flags for supplement household items	I-HCHINR	306
Allocation flags for supplement household items	I-HCMCAR	302
Allocation flags for supplement household items	I-HCMCEN	303
Allocation flags for supplement household items	I-HENGAS	318
Allocation flags for supplement household items	I-HENGVA	319
Allocation flags for supplement household items	I-HFDVAL	315
Allocation flags for supplement household items	I-HFLUNC	310
Allocation flags for supplement household items	I-HFLUNN	311
Allocation flags for supplement household items	I-HFOODM	317
Allocation flags for supplement household items	I-HFOODN	316
Allocation flags for supplement household items	I-HFOODS	314
Allocation flags for supplement household items	I-HHOTLU	308
Allocation flags for supplement household items	I-HHOTNO	309
Allocation flags for supplement household items	I-HLOREN	313
Allocation flags for supplement household items	I-HPUBLI	312
Central city MSA status code	HCCC-R	58
Champus, VA, or military health care	HCHAMP	276
Child support income	HCSPVAL	217
Child support payments	HCSP-YN	216
Children covered by insurance of person not living in household	HCHINNO	67
Children covered by insurance of person not living in household	HCHINO	65
Children covered by insurance of person not living in household	HCHINRH	66
Children covered by Medicare	HCMCARE	62
Children covered by Medicare	HCMCENO	63
Children covered by other health insurance	HCHI	64
Children receiving free lunch	HFLUNNO	73
Children receiving free or reduced price lunches	HFLUNCH	72
CMSA code	HG-CMSA	53
Control Card Family Income	H-FAMINC	10
Disability benefits	HDIS-YN	168
Disability income	HDISVAL	169
Dividend income	HDIVVAL	193
Dividend payments	HDIV-YN	192
Education assistance income	HEDVAL	209
Educational assistance benefits	HED-YN	208
Energy assistance benefits	HENGAST	85
Energy assistance income	HENGVAL	86
Families in household	HNUMFAM	23

Item	Mnemonic	Location
Farm definition	HFARM	59
Farm income	HFRVAL	107
Farm self-employment	HINC-FR	106
Financial assistance income	HFINVAL	233
Financial assistance payments	HFIN-YN	232
Food stamps recipients	HFOODSP	76
Food stamps value	HFDVAL	81
Food stamps, children covered	HFOODNO	77
Food stamps, months covered	HFOODMO	79
Health insurance coverage	HHI-YN	277
Hot lunch eaten by children at school	HHOTLUN	70
Hot lunch, number of children who ate at school	HHOTNO	71
Household earnings, total value	HEARNVAL	256
Household income	HOIVAL	241
Household income percentiles	HTOP5PCT	281
Household income percentiles, national rank	HPCTCUT	282
Household income, total	HHINC	272
Household income, total value	HTOTVAL	248
Household number	H-HHNUM	30
Household record	HRECORD	1
Household respondent line number	H-RESPNM	12
Household sequence number	H-SEQ	2
Household status	HHSTATUS	278
Household type	H-TYPE	25
Household type	H-HHTYPE	20
Housing unit type	H-TYPEBC	33
Income payments, other	HOI-YN	240
Income, value of other types	HOTHVAL	264
Individual Central City Code	INDCCODE	285
Interest payments	HINT-YN	184
Interest income	HINTVAL	185
Living quarters type	H-LIVQRT	31
March supplement household weight	HSUP-WGT	287
Medicaid coverage	HMCAID	275
Medicare coverage	HMCARE	274
Modified MSA status code	HMSA-R	57
Month in sample	H-MIS	29
Month of survey	H-MONTH	26
MSA or CMSA rank	HG-MSAR	50
MSA or PMSA FIPS Code	HG-MSAC	44
MSA size	HMSSZ	55
MSA/PMSA size	HPMSASZ	56
Number of units in this structure	HUUNITS	9
Own business self-employment	HINC-SE	98
Persons in household	H-NUMPER	21
Persons in household age 5 to 18	HH5TO18	68
Persons in household under age 15	HUNDER15	60
Persons in household under age 18	HUNDER18	279
PMSA rank	HG-PMSA	48
Public assistance	HPAW-YN	145
Public assistance income	HPAWVAL	146
Public housing project	HPUBLIC	74
Record type indicator	HHPOS	7
Reduced rent, Federal, State, or local government paid part of cost	HLORENT	75
Region	HG-REG	39
Rental income	HRNTVAL	201
Rental payments	HRNT-YN	200

Item	Mnemonic	Location
Retirement income	HRETVAL	177
Retirement payments	HRET-YN	176
Self employment income	HSEVAL	99
Social Security income	HSSVAL	131
Social Security payments	HSS-YN	130
Sunbelt recode	HSUN	286
Supplemental Security benefits	HSSI-YN	138
Supplemental Security income	HSSIVAL	139
Survivor benefits	HSUR-YN	160
Survivor income	HSURVAL	161
Telephone available	H-TELA VL	37
Telephone in household	H-TELHHD	36
Telephone interview acceptable	H-TELINT	38
Tenure	H-TENURE	35
Unemployment compensation	HINC-UC	114
Unemployment compensation income	HUCVAL	115
Unique household identification	H-IDNUM	320
Unique segment identifier	SCMST	15
Veterans payments income	HVET-YN	152
Veterans payments income	HVETVAL	153
Wage and salary	HINC-WS	90
Wages and salaries value	HWSVAL	91
Worker's compensation income	HWCVAL	123
Workers compensation	HINC-WC	122
Year of survey - last digit	H-YEAR	28





## Family Record

Item	Mnemonic	Location
Alimony payments	FINC-ALM	181
Alimony income	FALMVAL	182
Child support payments	FINC-CSP	173
Child support value	FCSPVAL	174
Disability income	FDISVAL	126
Disability payments	FINC-DIS	125
Dividend income	FDIVVAL	150
Dividend payments	FINC-DIV	149
Education benefits	FINC-ED	165
Education income	FEDVAL	166
Family earnings, total value	FEARNVAL	213
Family income - other	FOIVAL	198
Family income, total other	FOTHVAL	221
Family record	FRECORD	1
Family spouse index in persons record	FSPOLIDX	19
Family type	FTYPE	10
Farm income	FFRVAL	64
Farm self-employment	FINC-FR	63
Financial assistance income	FFINVAL	190
Financial assistance payments	FINC-FIN	189
Household sequence number	FH-SEQ	5
Householder or reference person weight	FSUP-WGT	233
Income percentiles	FPCTCUT	30
Index to persons record of family husband	FHUSBIDX	17
Index to persons record of family reference person	FHEADIDX	13
Index to persons record of family wife	FWIFEIDX	15
Interest income	FINTVAL	142
Interest payments	FINC-INT	141
Kind of family	FKIND	9
Last member of family person record index. Primary family includes related subfamily members	FLASTIDX	21
Last member of family person record index. Primary family excludes related subfamily members	FMLASIDX	23
Low income cutoff dollar amount	FPOVCUT	32
Low income cutoff dollar amount of related subfamily	FRSPPT	42
Number of persons in family	FPERSONS	11
Other income payments	FINC-OI	197
Own business self-employment	FINC-SE	55
Own children in family under 6	FOWNU6	25
Own never married children under 18	FOWNU18	27
Public assistance family income	FPAWVAL	103
Public assistance or welfare benefits	FINC-PAW	102
Ratio of family income to low-income level	POVLL	38
Ratio of related subfamily income to low-income level	FRSPOV	40
Ratio of family income to low-income level	FAMLIS	37
Record type and sequence indicator	FFPOS	7
Record type and sequence indicator	FFPOSOLD	241
Related persons in family under 18	FRELU18	29
Related persons in family under 6	FRELU6	28
Rental family income	FRNTVAL	158
Rental payments	FINC-RNT	157
Retirement family income	FRETVAL	134
Retirement payments	FINC-RET	133
Self employment income	FSEVAL	56

Item	Mnemonic	Location
Social Security benefits	FINC-SS	87
Social Security family income family income	FSSVAL	88
Spanish origin of reference person or spouse	FSPANISH	231
Supplemental Security benefits	FINC-SSI	95
Supplemental Security family income	FSSIVAL	96
Survivor family income	FSURVAL	118
Survivor's payments	FINC-SUR	118
Total family income	FTOT-R	17
Total family income	FTOTVAL	229
Unemployment compensation	FINC-UC	205
Unemployment compensation family income	FUCVAL	71
Veteran payments family income	FVETVAL	7
Veterans benefits	FINC-VET	110
Wage and salary	FINC-WS	109
Wages and salaries family income	FWSVAL	47
Worker's compensation family income	FWCVAL	48
Workers compensation	FINC-WC	79

## Person Record

Item	Mnemonic	Location
Absent from job or business or on layoff last week	A-JOBABS	84
Absent from work last week, reason	A-WHYABS	85
Activity most of last week	A-MAJACT	74
AFDC or some other type of assistance received	PAW-TYP	302
Age	A-AGE	15
Age allocation flag	A%AGE	491
Age recode, persons 15+ years	AGE1	40
Alimony income received	ALM-VAL	421
Alimony payments	ALM-YN	420
Allocation flag for basic CPS	A%AVAIL	518
Allocation flag for basic CPS	A%CHKWJ	524
Allocation flag for basic CPS	A%CLSWKR	523
Allocation flag for basic CPS	A%EARNRT	531
Allocation flag for basic CPS	A%ENRCHK	538
Allocation flag for basic CPS	A%ENRLW	539
Allocation flag for basic CPS	A%FTABS	512
Allocation flag for basic CPS	A%FTPT	541
Allocation flag for basic CPS	A%FTREAS	506
Allocation flag for basic CPS	A%GRSWK	535
Allocation flag for basic CPS	A%HGA	496
Allocation flag for basic CPS	A%HGC	497
Allocation flag for basic CPS	A%HRLYWK	533
Allocation flag for basic CPS	A%HRS	503
Allocation flag for basic CPS	A%HRSCHK	504
Allocation flag for basic CPS	A%HRSPAY	534
Allocation flag for basic CPS	A%HSCOL	540
Allocation flag for basic CPS	A%IND	521
Allocation flag for basic CPS	A%INTEND	530
Allocation flag for basic CPS	A%JOBABS	509
Allocation flag for basic CPS	A%LFSR	500
Allocation flag for basic CPS	A%LINENO	488
Allocation flag for basic CPS	A%LKFTPT	517
Allocation flag for basic CPS	A%LKWK	513
Allocation flag for basic CPS	A%LOSTIM	507
Allocation flag for basic CPS	A%MAJACT	501
Allocation flag for basic CPS	A%MARITL	492
Allocation flag for basic CPS	A%MTHD	514
Allocation flag for basic CPS	A%NLFLJ	526
Allocation flag for basic CPS	A%NLFROT	525
Allocation flag for basic CPS	A%OCC	522
Allocation flag for basic CPS	A%OVRTIM	508
Allocation flag for basic CPS	A%PAYABS	511
Allocation flag for basic CPS	A%UNCOV	537
Allocation flag for basic CPS	A%UNMEM	536
Allocation flag for basic CPS	A%USLFT	505
Allocation flag for basic CPS	A%USLHRS	532
Allocation flag for basic CPS	A%WANTJB	528
Allocation flag for basic CPS	A%WHENLJ	520
Allocation flag for basic CPS	A%WHYABS	510
Allocation flag for basic CPS	A%WHYLFT	527
Allocation flag for basic CPS	A%WHYLK	515
Allocation flag for basic CPS	A%WHYNA	519
Allocation flag for basic CPS	A%WHYNL	529
Allocation flag for basic CPS	A%WKSLK	516

Item	Mnemonic	Location
Allocation flag for March supplement	I-ALMVAL	599
Allocation flag for March supplement	I-ALMYN	598
Allocation flag for March supplement	I-CHAMP	627
Allocation flag for March supplement	I-CSPVAL	597
Allocation flag for March supplement	I-CSPYN	596
Allocation flag for March supplement	I-DISCS	576
Allocation flag for March supplement	I-DISHP	575
Allocation flag for March supplement	I-DISSC1	573
Allocation flag for March supplement	I-DISSC2	574
Allocation flag for March supplement	I-DISTYP	578
Allocation flag for March supplement	I-DISVL1	579
Allocation flag for March supplement	I-DISVL2	580
Allocation flag for March supplement	I-DISYN	577
Allocation flag for March supplement	I-DIVVAL	589
Allocation flag for March supplement	I-DIVYN	588
Allocation flag for March supplement	I-EDTYP1	593
Allocation flag for March supplement	I-EDTYP2	594
Allocation flag for March supplement	I-EDYN	592
Allocation flag for March supplement	I-ERNSRC	623
Allocation flag for March supplement	I-ERNVAL	543
Allocation flag for March supplement	I-ERNYN	542
Allocation flag for March supplement	I-FINVAL	601
Allocation flag for March supplement	I-FINYN	600
Allocation flag for March supplement	I-FRMVAL	549
Allocation flag for March supplement	I-FRMYN	548
Allocation flag for March supplement	I-HIELSE	632
Allocation flag for March supplement	I-HIEMP	630
Allocation flag for March supplement	I-HIOWN	629
Allocation flag for March supplement	I-HIP Aid	631
Allocation flag for March supplement	I-HIYN	628
Allocation flag for March supplement	I-HRCHK	612
Allocation flag for March supplement	I-HRSWK	611
Allocation flag for March supplement	I-INDUS	617
Allocation flag for March supplement	I-INTVAL	587
Allocation flag for March supplement	I-INTYN	586
Allocation flag for March supplement	I-LJCW	616
Allocation flag for March supplement	I-LKSTR	608
Allocation flag for March supplement	I-LKWEK	607
Allocation flag for March supplement	I-LOSEWK	606
Allocation flag for March supplement	I-MCAID	626
Allocation flag for March supplement	I-MCARE	625
Allocation flag for March supplement	I-MIG1	635
Allocation flag for March supplement	I-MIG4	636
Allocation flag for March supplement	I-NOEMP	624
Allocation flag for March supplement	I-NWLKWK	604
Allocation flag for March supplement	I-NWLOOK	603
Allocation flag for March supplement	I-OCCUP	618
Allocation flag for March supplement	I-OEDVAL	595
Allocation flag for March supplement	I-OIVAL	602
Allocation flag for March supplement	I-PAWMO	562
Allocation flag for March supplement	I-PAWTYP	560
Allocation flag for March supplement	I-PAWVAL	561
Allocation flag for March supplement	I-PAWYN	559
Allocation flag for March supplement	I-PENINC	634
Allocation flag for March supplement	I-PENPLA	633
Allocation flag for March supplement	I-PHMEMP	610
Allocation flag for March supplement	I-PTRSN	615

Item	Mnemonic	Location
Detailed occupation code	A-DTOCC	161
Disability income, source 1	DIS-VAL1	350
Disability income, source 2	DIS-VAL2	355
Disability income other than Social Security or Veterans benefits	DIS-YN	345
Disability income, other	DIS-SC2	348
Disability income, total	DSAB-VAL	360
Dividends received	DIV-YN	391
Earners Status Recode	EARNER	201
Earnings before deductions, value	ERN-VAL	228
Earnings from employer or self-employment, value	TCERNVAL	637
Earnings from longest job	ERN-YN	227
Earnings per hour	A-HRSPAY	131
Earnings per week at job before deductions	A-GRSWK	135
Earnings, total value	PEARVAL	448
Earnings/not in labor force weight	A-ERNLWT	58
Educational assistance	ED-YN	404
Educational assistance, government	OED-TYP1	405
Educational assistance, other	OED-TYP3	407
Educational assistance, scholarships, grants etc.	OED-TYP2	406
Educational assistance, total value	ED-VAL	408
Employment status, time worked or lost	A-WKSCH	151
Expanded relationship code	A-EXPRRP	13
Experienced labor force employment status	A-EXPLF	150
Family number	A-FAMNUM	29
Family relationship	A-FAMREL	32
Family relationship, primary and unrelated subfamily only	FAMREL	35
Family type	A-FAMTYP	31
Farm self employment income	TCFFMVAL	640
Farm self-employment	FRMOTR	262
Farm self-employment	FRSE-YN	268
Farm self-employment earnings value	FRM-VAL	263
Farm self-employment earnings, total value	FRSE-VAL	269
Final weight	A-FNLWGT	50
Financial assistance	FIN-YN	426
Financial assistance income	FIN-VAL	427
FIPS State code	GRIN-ST	216
Full-time labor force	A-FTLF	153
Full/part-time worker	WEXP	196
Full/part-time status	A-WKSTAT	149
Group health insurance, including dependents	COV-GH	484
Health insurance plan coverage in own name	HIOWN	473
Health insurance plan offered through employer or union	HIEMP	474
Health plan portion paid by employer or union	HIPAD	475
Health problem or a disability which prevents working	DIS-HP	343
Highest grade attended	A-HGA	22
Highest grade completed	A-HGC	24
Hourly wages	A-HRLYWK	130
Hours per week usually worked at job	A-USLHRS	128
Hours worked last week at all jobs	A-HRS1	76
Hours worked per week	HRSWK	181
Household and Family Status	HHDFMX	37
Household sequence number	PH-SEQ	2
Household summary	HHREL	34
Income received, other	OI-YN	434
Income sources, other	OI-OFF	432
Income, other	OI-VAL	435
Income, other persons total value	POTHVAL	457

Item	Mnemonic	Location
Allocation flag for March supplement	I-PTWKS	614
Allocation flag for March supplement	I-PTYN	613
Allocation flag for March supplement	I-PYRSN	609
Allocation flag for March supplement	I-RETSC1	582
Allocation flag for March supplement	I-RETSC2	583
Allocation flag for March supplement	I-RETVL1	584
Allocation flag for March supplement	I-RETVL2	585
Allocation flag for March supplement	I-RETYN	581
Allocation flag for March supplement	I-RNTVAL	591
Allocation flag for March supplement	I-RNTYN	590
Allocation flag for March supplement	I-RSNNOT	605
Allocation flag for March supplement	I-SEVAL	547
Allocation flag for March supplement	I-SEYN	546
Allocation flag for March supplement	I-SSIVAL	558
Allocation flag for March supplement	I-SSIYN	557
Allocation flag for March supplement	I-SSVAL	556
Allocation flag for March supplement	I-SSYN	555
Allocation flag for March supplement	I-SURSC1	569
Allocation flag for March supplement	I-SURSC2	570
Allocation flag for March supplement	I-SURTYP	568
Allocation flag for March supplement	I-SURVL1	571
Allocation flag for March supplement	I-SURVL2	572
Allocation flag for March supplement	I-SURYN	567
Allocation flag for March supplement	I-UCVAL	551
Allocation flag for March supplement	I-UCYN	550
Allocation flag for March supplement	I-VETQVA	566
Allocation flag for March supplement	I-VETTYP	564
Allocation flag for March supplement	I-VETVAL	565
Allocation flag for March supplement	I-VETYN	563
Allocation flag for March supplement	I-WCTYP	553
Allocation flag for March supplement	I-WCVAL	554
Allocation flag for March supplement	I-WCYN	552
Allocation flag for March supplement	I-WKCHK	622
Allocation flag for March supplement	I-WKSWK	621
Allocation flag for March supplement	I-WORKYN	619
Allocation flag for March supplement	I-WSVAL	545
Allocation flag for March supplement	I-WSYN	544
Allocation flag for March supplement	I-WTEMP	620
Any work allocation flag	A%ANYWK	502
Any work done last week	A-ANYWK	75
Attending or enrolled in high school, college, or university	A-HSCOL	143
Attending or enrolled in high school, college, or university	A-ENRLW	142
Available for a job if offered one	A-AVAIL	100
Child covered by health insurance	CH-HI	487
Child covered by medicare	CH-MC	486
Child support payments received	CSP-YN	414
Child support payments value	CSP-VAL	415
Children in household	HIELSE2	477
Children not in household	HIELSE3	478
Civilian labor force status	A-CIVLF	152
Class of worker	A-CLSWKR	109
Class of worker	LJCW	189
Class of worker recode	A-RCOW	164
Covered by Champus, VA, or military health care	CHAMP	471
Current activity/reason not looking	A-NLFREA	147
Current earnings, hourly pay	A-WERNTF	641
Detailed industry code	A-DTIND	157

Item	Mnemonic	Location
Industry	A-IND	103
Industry of longest job	INDUSTRY	190
Industry of longest job by detailed groups	WEIND	208
Industry of longest job by major industry group	WEMIND	210
Interest income received	INT-VAL	386
Interest received	INT-YN	385
Interviewer check item	A-ENRCHK	141
Interviewer check item	HRCHECK	183
Interviewer check item	WRK-CK	481
Interviewer check item	A-HRSCHK	78
Interviewer check item	WKCHECK	173
Job not taken, reason	A-WHYNA	101
Labor force status recode	A-LFSR	145
Labor union or of an employee association member	A-UNMEM	139
Last full/part-time job	A-NLFLJ	112
Last time worked at a full/part-time job	A-WHENLJ	102
Length of time looking for work	A-WKSLK	97
Line number	A-LINENO	9
Longest job class of worker	WECLW	203
Longest job class of worker recode	CLWK	202
Looking for full/part-time work	A-LKFTPT	99
Looking for job, did nothing	A-MTHD6	94
Looking for job, employer directly	A-MTHD3	91
Looking for job, friends or relatives	A-MTHD4	92
Looking for job, other methods	A-MTHD7	95
Looking for job, placed or answered ads	A-MTHD5	93
Looking for job, private employment agency	A-MTHD2	90
Looking for job, public employment agency	A-MTHD1	89
Looking for work	NWLOOK	167
Looking for work during next 12 months	A-INTEND	126
Looking for work during past 4 weeks	A-LKWK	88
Looking for work, reason	A-WHYLK	96
Lost time or time taken off from work, any reason	A-LOSTIM	82
Low-income level of persons recode	PERLIS	468
Major industry code	A-MJIND	155
Major occupation code	A-MJOCC	159
March supplement final weight	MARSUPWT	66
Marital status	A-MARITL	17
Medicaid coverage	MCAID	470
Medicare coverage	MCARE	469
Migration recode	MIG-MTR1	218
Migration recode	MIG-MTR3	220
Migration recode	MIG-MTR4	221
Money earned from other work	ERN-OTR	235
MSA status description of residence	GRN-PLAC	224
No dividends received	DIV-NON	392
Nonfarm self employment income	TCSEVAL	639
Not looking for work reason	PYRSN	179
Number of employers	PHMEMPRS	180
Occupation	A-OCC	106
Occupation of longest job	OCCUP	193
Occupation of longest job	POCCU2	204
Occupation of longest job by major groups	WEMOCG	206
Origin	A-REORGN	27
Origin allocation flag for basic CPS	A%ORIGIN	499
Other wage and salary earnings	WAGEOTR	236
Others in household	HIELSE5	480

Item	Mnemonic	Location
Overtime work or worked at more than one job	A-OVRTIM	83
Own business self-employment	SEMP-YN	255
Own business self-employment earnings, other work	SE-VAL	250
Own business self-employment earnings, total value	SEMP-VAL	256
Own business self-employment, other work	SEOTR	249
Parent's line number	A-PARENT	11
Parent's line number allocation flag for basic CPS	A%PARENT	490
Parent(s) present	PARENT	39
Pension or retirement income other than Social Sec. or Veterans benefits	RET-YN	366
Pension plan participant	PENINCL	483
Pension plan provided by employer or union	PENPLAN	482
People employed at job	NOEMP	226
Person income, total	PTOT-R	466
Person income, total	PTOTVAL	440
Person match, 665	FL-665	465
Person record	PRECORD	1
Persons living in house last year	MIGSAME	214
Place description of residence last year	PLACDSCP	225
Previous residence in sunbelt	MIGSUN	223
Previous residence region	GRIN-REG	215
Primary family relationship	A-PFREL	33
Private health insurance plan coverage	HI-YN	472
Private health insurance, including dependents	COV-HI	485
Public assistance or welfare value received	PAW-VAL	305
Public assistance received	PAW-YN	301
Race	A-RACE	25
Race allocation flag for basic CPS	A%RACE	498
Reason for not working	RSNNOTW	170
Reason for not working, believes no work available	A-WHYNL1	115
Reason for not working, can't arrange child care	A-WHYNL6	120
Reason for not working, couldn't find any work	A-WHYNL2	116
Reason for not working, don't know	A-WHYNLB	125
Reason for not working, employers think too young or too old	A-WHYNL4	118
Reason for not working, family responsibilities	A-WHYNL7	121
Reason for not working, ill health	A-WHYNL9	123
Reason for not working, in school or other training	A-WHYNL8	122
Reason for not working, lacks necessary schooling, etc.	A-WHYNL3	117
Reason for not working, other	A-WHYNLA	124
Reason for not working, other personal handicap in finding	A-WHYNL5	119
Reason left job	A-WHYLFT	113
Record type and sequence indicator	PPPOS	7
Record type and sequence indicator	PPOSOLD	110
Regular job wanted, either full/part-time	A-WANTJB	144
Relationship to reference person allocation flag for basic CPS	A%RRP	489
Rent income	RNT-VAL	399
Rent income received	RNT-YN	398
Retire or leave a job for health reasons	DIS-CS	344
Retirement income received, total	RTM-VAL	379
Retirement income source, type 1	RET-SC1	367
Retirement income, other, type 2	RET-SC2	368
Retirement income, type 1	RET-VAL1	369
Retirement income, type 2	RET-VAL2	374
School enrollment, full-time or part-time	A-FTPT	144
Self only in household	HIELSE4	479
Sequence number of parent in household	PRNT-PTR	48
Sequence number pointer to family record	PF-SEQ	46
Sequence number pointer to own family record in household	PHF-SEQ	44



Item	Mnemonic	Location
Sex	A-SEX	20
Sex allocation flag for basic CPS	A%SEX	494
Social Security payments received	SS-YN	290
Social Security payments received, value	SS-VAL	291
Social Security payments, months received	PAW-MON	303
Source of earnings from longest job	ERN-SRCE	234
Source of income	DIS-SC1	346
Spouse in household	HIELSE1	476
Spouse's line number	A-SPOUSE	18
Spouse's line number allocation flag for basic CPS	A%SPOUSE	493
Status of person identifier	P-STAT	26
Stock dividends value	DIV-VAL	393
Supplemental Security income	SSI-VAL	297
Supplemental Security income received	SSI-YN	296
Supplemental unemployment benefits received	SUBUC	276
Survivor's benefits other than Social Security or Veterans benefits	SUR-YN	322
Survivor's income received, total	SRVS-VAL	337
Survivor's income, source 1	SUR-SC1	323
Survivor's income, source 1	SUR-VAL1	327
Survivor's income, source 2	SUR-SC2	325
Survivor's income, source 2	SUR-VAL2	332
Temporary, part-time, or seasonal work	WTEMP	166
Total wage and salary earnings value	WSAL-VAL	243
Unemployment compensation benefits	UC-YN	275
Unemployment compensation benefits value	UC-VAL	278
Unemployment, reason	A-UNTYPE	146
Union or employee association contract	A-UNCOV	140
Union unemployment or strike benefits received	STRKUC	277
VA annual income questionnaire requirement	VET-QVA	316
Veteran	A-VET	21
Veteran status allocation flag for basic CPS	A%VET	495
Veterans payments income	VET-VAL	317
Veterans payments received	VET-YN	310
Veterans payments, type 1	VET-TYP1	311
Veterans payments, type 2	VET-TYP2	312
Veterans payments, type 3	VET-TYP3	313
Veterans payments, type 4	VET-TYP4	314
Veterans payments, type 5	VET-TYP5	315
Wage and salary earnings in ERN-YN or WAGEOTR	WSAL-YN	242
Wage and salary earnings, other, value	WS-VAL	237
Wage and salary income	TCWSVAL	638
Wages or salary received during week	A-PAYABS	86
Weekly pay	A-HERNTF	642
Weeks looking for job	WEUEMP	200
Weeks looking for work	LKWEEKS	176
Weeks looking for work in one stretch	LKSTRCH	178
Weeks looking for work on layoff	NWLKWK	168
Weeks lost from work	LOSEWKS	174
Weeks nonworker looked for job	WELKNW	199
Weeks worked	LKNONE	175
Weeks worked	WKSWORK	171
Weeks worked last year	WEWKRS	198
Weeks worked less than 35 hours	PTWEEKS	185
Work at job or business during year	WORKYN	165
Worked 35 hours or more a week at job	A-USLFT	79
Worked 35 hours or more per week	A-FTABS	87
Worked less than 35 hours	PTYN	184

Item	Mnemonic	Location
Worked less than 35 hours per week, reason	PTRSN	187
Worker's compensation payments received	WC-YN	283
Worker's compensation payments, type	WC-TYPE	284
Worker's compensation payments, value	WC-VAL	285
Works 35 hours or more a week at job	A-FTREAS	80
Years of school completed	SCHL1	42

# DATA DICTIONARY ALPHABETICAL VARIABLE LISTING

Current Population Survey, March 1991

## Household Record

Mnemonic	Item	Location
H%HHNUM	Allocation flags for basic CPS	296
H%LIVQRT	Allocation flags for basic CPS	297
H%TELA VL	Allocation flags for basic CPS	300
H%TELHHD	Allocation flags for basic CPS	299
H%TELINT	Allocation flags for basic CPS	301
H%TENURE	Allocation flags for basic CPS	295
H-FAMINC	Control Card Family Income	10
H-HHNUM	Household number	30
H-HHTYPE	Type of household	20
H-IDNUM	Unique household identifier	320
H-LIVQRT	Type of living quarters	31
H-MIS	Month in sample	29
H-MONTH	Month of survey	26
H-NUMPER	Persons in household	21
H-RESPNM	Household respondent number	12
H-SEQ	Household sequence number	2
H-TELA VL	Telephone available	37
H-TELHHD	Telephone in household	36
H-TELINT	Telephone interview acceptable	38
H-TENURE	Tenure	35
H-TYPE	Household type	25
H-TYPEBC	Type of housing unit	33
H-YEAR	Year of survey - last digit	28
HALM-YN	Alimony payments received	224
HALMVAL	Alimony payments income	225
HCCC-R	Central city MSA status code	58
HCHAMP	Champus, VA, or military health care	276
HCHI	Children covered by other health insurance	64
HCHINNO	Children covered by insurance of person not living in household	67
HCHINO	Children covered by insurance of person not living in household	65
HCHINRH	Children covered by insurance of person not living in household	66
HCMCARE	Children covered by Medicare	62
HCMCENO	Children covered by Medicare	63
HCSP-YN	Child support payments	216
HCSPVAL	Child support income	217
HDIS-YN	Disability benefits	168
HDISVAL	Disability income	169
HDIV-YN	Dividend payments	192
HDIVVAL	Dividend income	193
HEARNVAL	Household earnings, total value	256
HED-YN	Educational assistance benefits	208
HEDVAL	Education assistance income	209
HENGAST	Energy assistance benefits	85
HENGVAL	Energy assistance income	86
HFARM	Farm definition	59
HFDVAL	Food stamps value	81
HFIN-YN	Financial assistance payments	232
HFINVAL	Financial assistance income	233
HFLUNCH	Children receiving free or Reduced price lunches	72
HFLUNNO	Children receiving free lunch	73
HFOODMO	Food stamps, months covered	79
HFOODNO	Food stamps, children covered	77

Mnemonic	Item	Location
HFOODSP	Food stamps recipients	76
HFRVAL	Farm income	107
HG-CMSA	CMSA code	53
HG-MSAC	MSA or PMSA FIPS Code	44
HG-MSAR	MSA or CMSA rank	50
HG-PMSA	PMSA rank	48
HG-REG	Region	39
HG-ST60	1960 Census State code	40
HG-STRN	1980 State rank	42
HH5TO18	Persons in household age 5 to 18	68
HHI-YN	Health insurance coverage	277
HHINC	Household income, total	272
HHOTLUN	Hot lunch eaten by children at school	70
HHOTNO	Hot lunch, number of children who ate at school	71
HHPOS	Record type indicator	7
HHSTATUS	Household status	278
HINC-FR	Farm self-employment	106
HINC-SE	Own business self-employment	98
HINC-UC	Unemployment compensation	114
HINC-WC	Workers compensation	122
HINC-WS	Wage and salary	90
HINT-YN	Interest payments	184
HINTVAL	Household interest income	185
HLORENT	Reduced rent, federal, state, or local gov. paid part of cost	75
HMCAID	Medicaid coverage	275
HMCARE	Medicare coverage	274
HMSA-R	Modified MSA status code	57
HMSSZ	MSA size	55
HNUMFAM	Families in household	23
HOI-YN	Income payments, other	240
HOIVAL	Household income	241
HOTHVAL	Income, value of other types	264
HPAW-YN	Public assistance	145
HPAWVAL	Public assistance income	146
HPCTCUT	Household income percentiles – National rank	282
HPMSASZ	MSA/PMSA size	56
HPUBLIC	Public housing project	74
HRECORD	Household record	1
H-RESPNM	Household respondent line number	12
HRET-YN	Retirement payments	176
HRETVAL	Retirement income	177
HRNT-YN	Rental payments	200
HRNTVAL	Rental income	201
HSEVAL	Self employment income	99
HSS-YN	Social Security payments	130
HSSI-YN	Supplemental Security benefits	138
HSSIVAL	Supplemental Security income	139
HSSVAL	Social Security income	131
HSUN	Sunbelt recode	286
HSUP-WGT	March supplement household weight	287
HSUR-YN	Survivor benefits	160
HSURVAL	Survivor income	161
HTOP5PCT	Household income percentiles	281
HTOTVAL	Household income, total value	248
HUCVAL	Unemployment compensation income	115
HUNDER15	Persons in household under age 15	60
HUNDER18	Persons in household under age 18	279

Mnemonic	Item	Location
HUUNITS	Number of units in this structure	9
HVET-YN	Veterans payments income	152
HVETVAL	Veterans payments income	153
HWCVAL	Worker's compensation income	123
HWSVAL	Wages and salaries value	91
I-HCHI	Allocation flags for supplement household items	304
I-HCHINN	Allocation flags for supplement household items	307
I-HCHINO	Allocation flags for supplement household items	305
I-HCHINR	Allocation flags for supplement household items	306
I-HCMCAR	Allocation flags for supplement household items	302
I-HCMCEN	Allocation flags for supplement household items	303
I-HENGAS	Allocation flags for supplement household items	318
I-HENGVA	Allocation flags for supplement household items	319
I-HFDVAL	Allocation flags for supplement household items	315
I-HFLUNC	Allocation flags for supplement household items	310
I-HFLUNN	Allocation flags for supplement household items	311
I-HFOODM	Allocation flags for supplement household items	317
I-HFOODN	Allocation flags for supplement household items	316
I-HFOODS	Allocation flags for supplement household items	314
I-HHOTLU	Allocation flags for supplement household items	308
I-HHOTNO	Allocation flags for supplement household items	309
I-HLOREN	Allocation flags for supplement household items	313
I-HPUBLI	Allocation flags for supplement household items	312
INDCCODE	Individual Central City Code	285
SCMST	Unique Segment Identifier	15



## Family Record

Mnemonic	Item	Location
FALMVAL	Family alimony income	182
FAMLIS	Ratio of family income to low-income level	37
FCSPVAL	Child support value	174
FDISVAL	Disability income	126
FDIVVAL	Dividend income	150
FEARNVAL	Family earnings, total value	213
FEDVAL	Education income	166
FFINVAL	Financial assistance income	190
FFPOS	Record type and sequence indicator	7
FFPOSOLD	Record type and sequence indicator	241
FFRVAL	Farm income	64
FH-SEQ	Household sequence number	5
FHEADIDX	Index to persons record of family reference person	13
FHUSBIDX	Index to persons record of family husband	17
FINC-ALM	Alimony payments	181
FINC-CSP	Child support payments	173
FINC-DIS	Disability payments	125
FINC-DIV	Dividend payments	149
FINC-ED	Education benefits	165
FINC-FIN	Financial assistance payments	189
FINC-FR	Farm self-employment	63
FINC-INT	Interest payments	141
FINC-OI	Other income payments	197
FINC-PAW	Public assistance or welfare benefits	102
FINC-RET	Retirement payments	133
FINC-RNT	Rental payments	157
FINC-SE	Own business self-employment	55
FINC-SS	Social Security benefits	87
FINC-SSI	Supplemental Security benefits	95
FINC-SUR	Survivor's payments	117
FINC-UC	Unemployment compensation	71
FINC-VET	Veterans benefits	109
FINC-WC	Workers compensation	79
FINC-WS	Wage and salary	47
FINTVAL	Family income - interest income	142
FKIND	Kind of family	9
FLASTIDX	Last member of family person record index. Primary family includes related subfamily members	21
FMLASIDX	Last member of family person record index. Primary family excludes related subfamily members	23
FOIVAL	Family income - other	198
FOTHVAL	Family income, total other	221
FOWNU18	Own never married children under 18	27
FOWNU6	Own children in family under 6	25
FPAWVAL	Public assistance family income	103
FPCTCUT	Income percentiles	30
FPERSONS	Number of persons in family	11
FPOVCUT	Low income cutoff dollar amount	32
FRECORD	Family record	1
FRELU6	Related persons in family under 6	28
FRELU18	Related persons in family under 18	29
FRETVAL	Retirement family income	134
FRNTVAL	Rental family income	158
FRSPOV	Ratio of related subfamily income to low-income level	40
FRSPCT	Low income cutoff dollar amount of related subfamily	42
FSEVAL	Self employment income	56

Mnemonic	Item	Location
FSPANISH	Spanish origin of reference person or spouse	231
FSPOUIDX	Family spouse index in persons record	19
FSSIVAL	Supplemental Security family income	96
FSSVAL	Social Security family income family income	88
FSUP-WGT	Householder or reference person weight	233
FSURVAL	Survivor family income	118
FTOT-R	Total family income recode	229
FTOTVAL	Total family income	205
FTYPE	Family type	10
FUCVAL	Unemployment compensation family income	72
FVETVAL	Veteran payments family income	110
FWCVAL	Worker's compensation family income	80
FWIFEIDX	Index to persons record of family wife	15
FWSVAL	Wages and salaries family income	48
POVLL	Ratio of family income to low-income level	38



## Person Record

Mnemonic	Item	Location
A%AGE	Age allocation flag	491
A%ANYWK	Any work allocation flag	502
A%AVAIL	Allocation flag for basic CPS	518
A%CHKWJ	Allocation flag for basic CPS	524
A%CLSWKR	Allocation flag for basic CPS	523
A%EARNRT	Allocation flag for basic CPS	531
A%ENRCHK	Allocation flag for basic CPS	538
A%ENRLW	Allocation flag for basic CPS	539
A%FTABS	Allocation flag for basic CPS	512
A%FTPT	Allocation flag for basic CPS	541
A%FTREAS	Allocation flag for basic CPS	506
A%GRSWK	Allocation flag for basic CPS	535
A%HGA	Allocation flag for basic CPS	496
A%HGC	Allocation flag for basic CPS	497
A%HRLYWK	Allocation flag for basic CPS	533
A%HRS	Allocation flag for basic CPS	503
A%HRSCHK	Allocation flag for basic CPS	504
A%HRSPAY	Allocation flag for basic CPS	534
A%HSCOL	Allocation flag for basic CPS	540
A%IND	Allocation flag for basic CPS	521
A%INTEND	Allocation flag for basic CPS	530
A%JOBABS	Allocation flag for basic CPS	509
A%LFSR	Allocation flag for basic CPS	500
A%LINENO	Allocation flag for basic CPS	488
A%LKFTPT	Allocation flag for basic CPS	517
A%LKWK	Allocation flag for basic CPS	513
A%LOSTIM	Allocation flag for basic CPS	507
A%MAJACT	Allocation flag for basic CPS	501
A%MARITL	Allocation flag for basic CPS	492
A%MTHD	Allocation flag for basic CPS	514
A%NLFLJ	Allocation flag for basic CPS	526
A%NLFROT	Allocation flag for basic CPS	525
A%OCC	Allocation flag for basic CPS	522
A%ORIGIN	Origin allocation flag for basic CPS	499
A%OVRTIM	Allocation flag for basic CPS	508
A%PARENT	Parent's line number allocation flag for basic CPS	490
A%PAYABS	Allocation flag for basic CPS	511
A%RACE	Race allocation flag for basic CPS	498
A%RRP	Relationship to reference person allocation flag for basic CPS	489
A%SEX	Sex allocation flag for basic CPS	494
A%SPOUSE	Spouse's line number allocation flag for basic CPS	493
A%UNCOV	Allocation flag for basic CPS	537
A%UNMEM	Allocation flag for basic CPS	536
A%USLFT	Allocation flag for basic CPS	505
A%USLHRS	Allocation flag for basic CPS	532
A%VET	Veteran status allocation flag for basic CPS	495
A%WANTJB	Allocation flag for basic CPS	528
A%WHENLJ	Allocation flag for basic CPS	520
A%WHYABS	Allocation flag for basic CPS	510
A%WHYLFT	Allocation flag for basic CPS	527
A%WHYLK	Allocation flag for basic CPS	515
A%WHYNA	Allocation flag for basic CPS	519
A%WHYNL	Allocation flag for basic CPS	529
A%WKSLK	Allocation flag for basic CPS	516
A-AGE	Age	15
A-ANYWK	Any work done last week	75

Mnemonic	Item	Location
A-AVAIL	Available for a job if offered one	100
A-CIVLF	Civilian Labor Force Status	152
A-CLSWKR	Class of worker	109
A-DTIND	Detailed industry code	157
A-DTOCC	Detailed occupation code	161
A-ENRCHK	Interviewer check item	141
A-ENRLW	Attending or enrolled in high school, college, or university	142
A-ERNEL	Earnings eligibility flag	163
A-ERNLWT	Earnings/not in labor force weight	58
A-EXPLF	Experienced labor force employment status	150
A-EXPRRP	Expanded relationship code	13
A-FAMNUM	Family number	29
A-FAMREL	Family relationship	32
A-FAMTYP	Family type	31
A-FNLWGT	Final weight	50
A-FTABS	Worked 35 hours or more per week	87
A-FTLF	Full-time labor force	153
A-FTPT	School enrollment, full-time or part-time	144
A-FTREAS	Works 35 hours or more a week at job	80
A-GRSWK	Earnings per week at job before deductions	135
A-HERNTF	Weekly pay	642
A-HGA	Highest grade attended	22
A-HGC	Highest grade completed	24
A-HRLYWK	Hourly wages	130
A-HRS1	Hours worked last week at all jobs	76
A-HRSCHK	Interviewer check item	78
A-HRSPAY	Earnings per hour	131
A-HSCOL	Attending or enrolled in high school or college	143
A-IND	Industry	103
A-INTEND	Looking for work during next 12 months	126
A-JOBABS	Absent from job or business or on layoff last week	84
A-LFSR	Labor force status recode	145
A-LINENO	Line number	9
A-LKFTPT	Looking for full/part-time work	99
A-LKWK	Looking for work during past 4 weeks	88
A-LOSTIM	Lost time or time taken off from work, any reason	82
A-MAJACT	Activity most of last week	74
A-MARITL	Marital status	17
A-MJIND	Major industry code	155
A-MJOCC	Major occupation code	159
A-MTHD1	Looking for job, public employment agency	89
A-MTHD2	Looking for job, private employment agency	90
A-MTHD3	Looking for job, employer directly	91
A-MTHD4	Looking for job, friends or relatives	92
A-MTHD5	Looking for job, placed or answered ads	93
A-MTHD6	Looking for job, did nothing	94
A-MTHD7	Looking for job, other methods	95
A-NLFLJ	Last full/part-time job	112
A-NLFREA	Current activity/reason not looking	147
A-OCC	Occupation	106
A-OVRTIM	Overtime work or worked at more than one job	83
A-PARENT	Parent's line number	11
A-PAYABS	Wages or salary received during week	86
A-PFREL	Primary family relationship	33
A-RACE	Race	25
A-RCOW	Class of worker recode	164
A-REORGN	Origin	27
A-SEX	Sex	20

Mnemonic	Item	Location
A-SPOUSE	Spouse's line number	18
A-UNCOV	Union or employee association contract	140
A-UNMEM	Labor union or of an employee association member	139
A-UNTYPE	Unemployment, reason	146
A-USLFT	Worked 35 hours or more a week at job	79
A-USLHRS	Hours per week usually worked at job	128
A-VET	Veteran	21
A-WANTJB	Regular job wanted, either full/part-time	114
A-WERNTF	Current earnings, hourly pay	641
A-WHENLJ	Last time worked at a full/part-time job	102
A-WHYABS	Absent from work last week, reason	85
A-WHYLFT	Reason left job	113
A-WHYLK	Looking for work, reason	96
A-WHYNA	Job not taken, reason	101
A-WHYNL1	Reason for not working, believes no work available	115
A-WHYNL2	Reason for not working, couldn't find any work	116
A-WHYNL3	Reason for not working, lacks necessary schooling, etc.	117
A-WHYNL4	Reason for not working, employers think too young or too old	118
A-WHYNL5	Reason for not working, other personal handicap in finding	119
A-WHYNL6	Reason for not working, can't arrange child care	120
A-WHYNL7	Reason for not working, family responsibilities	121
A-WHYNL8	Reason for not working, in school or other training	122
A-WHYNL9	Reason for not working, ill health	123
A-WHYNLA	Reason for not working, other	124
A-WHYNLB	Reason for not working, don't know	125
A-WKSCH	Employment status, time worked or lost	151
A-WKSLK	Length of time looking for work	97
A-WKSTAT	Full/part-time status	149
AGE1	Age recode, persons 15+ years	40
ALM-VAL	Alimony income received	421
ALM-YN	Alimony payments	420
CH-HI	Child covered by health insurance	487
CH-MC	Child covered by medicare	486
CHAMP	Covered by Champus, VA, or military health care	471
CLWK	Longest job class of worker recode	202
COV-GH	Group health insurance, including dependents	484
COV-HI	Private health insurance, including dependents	485
CSP-VAL	Child support payments value	415
CSP-YN	Child support payments received	414
DIS-CS	Retire or leave a job for health reasons	344
DIS-HP	Health problem or a disability which prevents working	343
DIS-SC1	Source of income	346
DIS-SC2	Disability income, other	348
DIS-VAL1	Disability income, source 1	350
DIS-VAL2	Disability income, source 2	355
DIS-YN	Disability income other than Social Security or Veterans benefits	345
DIV-NON	No dividends received	392
DIV-VAL	Stock dividends value	393
DIV-YN	Dividends received	391
DSAB-VAL	Disability income, total	360
EARNER	Earners Status Recode	201
ED-VAL	Educational assistance, total value	408
ED-YN	Educational assistance	404
ERN-OTR	Money earned from other work	235
ERN-SRCE	Source of earnings from longest job	234
ERN-VAL	Earnings before deductions, value	228
ERN-YN	Earnings from longest job	227
FAMREL	Family relationship, primary and unrelated subfamily only	35

Mnemonic	Item	Location
FIN-VAL	Financial assistance income	427
FIN-YN	Financial assistance	426
FL-665	665 Person match	465
FRM-VAL	Farm self-employment earnings value	263
FRMOTR	Farm self-employment	262
FRSE-VAL	Farm self-employment earnings, total value	269
FRSE-YN	Farm self-employment	268
GRIN-REG	Previous residence region	215
GRIN-ST	FIPS State code	216
GRN-PLAC	MSA status description of residence	224
HHDFMX	Household and family status	37
HHDREL	Household summary	34
HI-YN	Private health insurance plan coverage	472
HIELSE1	Spouse in household	476
HIELSE2	Children in household	477
HIELSE3	Children not in household	478
HIELSE4	Self only in household	479
HIELSE5	Others in household	480
HIEMP	Health insurance plan offered through employer or union	474
HIOWN	Health insurance plan coverage in own name	473
HIP Aid	Health plan portion paid by employer or union	475
HRCHECK	Interviewer check item	183
HRSWK	Hours worked per week	181
I-ALMVAL	Allocation flag for March supplement	599
I-ALMYN	Allocation flag for March supplement	598
I-CHAMP	Allocation flag for March supplement	627
I-CSPVAL	Allocation flag for March supplement	597
I-CSPYN	Allocation flag for March supplement	596
I-DISCS	Allocation flag for March supplement	576
I-DISHP	Allocation flag for March supplement	575
I-DISSC1	Allocation flag for March supplement	573
I-DISSC2	Allocation flag for March supplement	574
I-DISTYP	Allocation flag for March supplement	578
I-DISVL1	Allocation flag for March supplement	579
I-DISVL2	Allocation flag for March supplement	580
I-DISYN	Allocation flag for March supplement	577
I-DIVVAL	Allocation flag for March supplement	589
I-DIVYN	Allocation flag for March supplement	588
I-EDTYP1	Allocation flag for March supplement	593
I-EDTYP2	Allocation flag for March supplement	594
I-EDYN	Allocation flag for March supplement	592
I-ERNSRC	Allocation flag for March supplement	623
I-ERNVAL	Allocation flag for March supplement	543
I-ERNYN	Allocation flag for March supplement	542
I-FINVAL	Allocation flag for March supplement	601
I-FINYN	Allocation flag for March supplement	600
I-FRMVAL	Allocation flag for March supplement	549
I-FRMYN	Allocation flag for March supplement	548
I-HIELSE	Allocation flag for March supplement	632
I-HIEMP	Allocation flag for March supplement	630
I-HIOWN	Allocation flag for March supplement	629
I-HIP Aid	Allocation flag for March supplement	631
I-HIYN	Allocation flag for March supplement	628
I-HRCHK	Allocation flag for March supplement	612
I-HRSWK	Allocation flag for March supplement	611
I-INDUS	Allocation flag for March supplement	617
I-INTVAL	Allocation flag for March supplement	587
I-INTYN	Allocation flag for March supplement	586

Mnemonic	Item	Location
I-LJCW	Allocation flag for March supplement	616
I-LKSTR	Allocation flag for March supplement	608
I-LKWECK	Allocation flag for March supplement	607
I-LOSEWK	Allocation flag for March supplement	606
I-MCAID	Allocation flag for March supplement	626
I-MCARE	Allocation flag for March supplement	625
I-MIG1	Allocation flag for March supplement	635
I-MIG4	Allocation flag for March supplement	636
I-NOEMP	Allocation flag for March supplement	624
I-NWLKWK	Allocation flag for March supplement	604
I-NWLOOK	Allocation flag for March supplement	603
I-OCCUP	Allocation flag for March supplement	618
I-OEDVAL	Allocation flag for March supplement	595
I-OIVAL	Allocation flag for March supplement	602
I-PAWMO	Allocation flag for March supplement	562
I-PAWTYP	Allocation flag for March supplement	560
I-PAWVAL	Allocation flag for March supplement	561
I-PAWYN	Allocation flag for March supplement	559
I-PENINC	Allocation flag for March supplement	634
I-PENPLA	Allocation flag for March supplement	633
I-PHMEMP	Allocation flag for March supplement	610
I-PTRSN	Allocation flag for March supplement	615
I-PTWKS	Allocation flag for March supplement	614
I-PTYN	Allocation flag for March supplement	613
I-PYRSN	Allocation flag for March supplement	609
I-RETS1	Allocation flag for March supplement	582
I-RETS2	Allocation flag for March supplement	583
I-RETVL1	Allocation flag for March supplement	584
I-RETVL2	Allocation flag for March supplement	585
I-RETYN	Allocation flag for March supplement	581
I-RNTVAL	Allocation flag for March supplement	591
I-RNTYN	Allocation flag for March supplement	590
I-RSNNOT	Allocation flag for March supplement	605
I-SEVAL	Allocation flag for March supplement	547
I-SEYN	Allocation flag for March supplement	546
I-SSIVAL	Allocation flag for March supplement	558
I-SSIYN	Allocation flag for March supplement	557
I-SSVAL	Allocation flag for March supplement	556
I-SSYN	Allocation flag for March supplement	555
I-SURSC1	Allocation flag for March supplement	569
I-SURSC2	Allocation flag for March supplement	570
I-SURTYP	Allocation flag for March supplement	568
I-SURVL1	Allocation flag for March supplement	571
I-SURVL2	Allocation flag for March supplement	572
I-SURYN	Allocation flag for March supplement	567
I-UCVAL	Allocation flag for March supplement	551
I-UCYN	Allocation flag for March supplement	550
I-VETQVA	Allocation flag for March supplement	566
I-VETTYP	Allocation flag for March supplement	564
I-VETVAL	Allocation flag for March supplement	565
I-VETYN	Allocation flag for March supplement	563
I-WCTYP	Allocation flag for March supplement	553
I-WCVAL	Allocation flag for March supplement	554
I-WCYN	Allocation flag for March supplement	552
I-WKCHK	Allocation flag for March supplement	622
I-WKSWK	Allocation flag for March supplement	621
I-WORKYN	Allocation flag for March supplement	619
I-WSVAL	Allocation flag for March supplement	545

Mnemonic	Item	Location
I-WSYN	Allocation flag for March supplement	544
I-WTEMP	Allocation flag for March supplement	620
INDUSTRY	Industry of longest job	190
INT-VAL	Interest income received	386
INT-YN	Interest received	385
LJCW	Class of worker	189
LKNONE	Weeks worked	175
LKSTRCH	Weeks looking for work in one stretch	178
LKWEEKS	Weeks looking for work	176
LOSEWKS	Weeks lost from work	174
MARSUPWT	March supplement final weight	66
MCAID	Medicaid coverage	470
MCARE	Medicare coverage	469
MIG-MTR1	Migration recode	218
MIG-MTR3	Migration recode	220
MIG-MTR4	Migration recode	221
MIGSAME	Persons living in house last year	214
MIGSUN	Previous residence in sunbelt	223
NOEMP	People employed at job	226
NWLKWK	Weeks looking for work on layoff	168
NWLOOK	Looking for work	167
OCCUP	Occupation of longest job	193
OED-TYP1	Educational assistance, government	405
OED-TYP2	Educational assistance, scholarships, grants etc.	406
OED-TYP3	Educational assistance, other	407
OI-OFF	Income sources, other	432
OI-VAL	Income, other	435
OI-YN	Income received, other	434
P-STAT	Status of person identifier	26
PARENT	Parent(s) present	39
PAW-MON	Social Security payments, months received	303
PAW-TYP	AFDC or some other type of assistance received	302
PAW-VAL	Public assistance or welfare value received	305
PAW-YN	Public assistance received	301
PEARNVAL	Earnings, total value	448
PENINCL	Pension plan participant	483
PENPLAN	Pension plan provided by employer or union	482
PERLIS	Low-income level of persons recode	468
PF-SEQ	Sequence number pointer to family record	46
PH-SEQ	Household sequence number	2
PHF-SEQ	Sequence number pointer to own family record in household	44
PHMEMPRS	Number of employers	180
PLACDSCP	Place description of residence last year	225
POCCU2	Occupation of longest job	204
POTHVAL	Income, other persons total value	457
PPPOS	Record type and sequence indicator	7
PPPOSOLD	Record type and sequence indicator	110
PRECORD	Person record	1
PRNT-PTR	Sequence number of parent in household	48
PTOT-R	Person income, total	466
PTOTVAL	Person income, total	440
PTRSN	Worked less than 35 hours per week, reason	187
PTWEEKS	Weeks worked less than 35 hours	185
PTYN	Worked less than 35 hours	184
PYRSN	Not looking for work reason	179
RET-SC1	Retirement income source, type 1	367
RET-SC2	Retirement income, other, type 2	368
RET-VAL1	Retirement income, type 1	369

Mnemonic	Item	Location
RET-VAL2	Retirement income, type 2	374
RET-YN	Pension or retirement income other than Social Security or Veterans benefits	366
RNT-VAL	Rent income	399
RNT-YN	Rent income received	398
RSNNOTW	Reason for not working	170
RTM-VAL	Retirement income received, total	379
SCHL1	Years of school completed	42
SE-VAL	Own business self-employment earnings, other work	250
SEMP-VAL	Own business self-employment earnings, total value	256
SEMP-YN	Own business self-employment	255
SEOTR	Own business self-employment, other work	249
SRVS-VAL	Survivor's income received, total	337
SS-VAL	Social Security payments received, value	291
SS-YN	Social Security payments received	290
SSI-VAL	Supplemental Security income	297
SSI-YN	Supplemental Security income received	296
STRKUC	Union unemployment or strike benefits received	277
SUBUC	Supplemental unemployment benefits received	276
SUR-SC1	Survivor's income, source 1	323
SUR-SC2	Survivor's income, source 2	325
SUR-VAL1	Survivor's income, source 1	327
SUR-VAL2	Survivor's income, source 2	332
SUR-YN	Survivor's benefits other than Social Security or Veterans benefits	322
TCERNVAL	Earnings from employer or self-employment, value	637
TCFFMVAL	Farm self employment income	640
TCSEVAL	Nonfarm self employment income	639
TCWSVAL	Wage and salary income	638
UC-VAL	Unemployment compensation benefits value	278
UC-YN	Unemployment compensation benefits	275
VET-QVA	VA annual income questionnaire requirement	316
VET-TYP1	Veterans payments, type 1	311
VET-TYP2	Veterans payments, type 2	312
VET-TYP3	Veterans payments, type 3	313
VET-TYP4	Veterans payments, type 4	314
VET-TYP5	Veterans payments, type 5	315
VET-VAL	Veterans payments income	317
VET-YN	Veterans payments received	310
WAGEOTR	Other wage and salary earnings	236
WC-TYPE	Worker's compensation payments, type	284
WC-VAL	Worker's compensation payments, value	285
WC-YN	Worker's compensation payments received	283
WECLW	Longest job class of worker	203
WEIND	Industry of longest job by detailed groups	208
WELKNW	Weeks nonworker looked for job	199
WEMIND	Industry of longest job by major industry group	210
WEMOCG	Occupation of longest job by major groups	206
WEUEMP	Weeks looking for job	200
WEWKRS	Weeks worked last year	198
WEXP	Full/part-time worker	196
WKCHECK	Interviewer check item	173
WKSWORK	Weeks worked	171
WORKYN	Work at job or business during year	165
WRK-CK	Interviewer check item	481
WS-VAL	Wage and salary earnings, other, value	237
WSAL-VAL	Total wage and salary earnings value	243
WSAL-YN	Wage and salary earnings in ERN-YN or WAGEOTR	242
WTEMP	Temporary, part-time, or seasonal work	166





**CURRENT POPULATION SURVEY, MARCH 1991 DATA DICTIONARY**  
**HOUSEHOLD RECORD**

DATA            SIZE    BEGIN

D HRECORD        1        1 (1:1)  
 U All households  
 V                1 .Household record

D H-SEQ           5        2 (00001:99999)  
                  Household sequence number  
 U All households  
 V 00001-99999.Household sequence number

D HHPOS           2        7 (00:00)  
                  Trailer portion of unique household  
                  ID. 00 for HH record.  
                  Same function in family record is  
                  field FFPOS (01-39).  
                  Same function in person record is  
                  PPPOS (41-79).

D HUUNITS        1        9 (0:5)  
                  Item 78 - How many units in the structure  
 V                0 .NC  
 V                1 .1 Unit  
 V                2 .2 Units  
 V                3 .3 - 4 Units  
 V                4 .5 - 9 Units  
 V                5 .10+ Units

D H-FAMINC       2       10 (0:13,19:19)  
                  Family Income  
                  Note: If a nonfamily household, income  
                  includes only that of householder.

U All households  
 V                0 .Less than \$5,000 or NIU  
 V                1 . \$5,000 to \$7,499  
 V                2 . \$7,500 to \$9,999  
 V                3 . \$10,000 to \$12,499  
 V                4 . \$12,500 to \$14,999  
 V                5 . \$15,000 to \$19,999  
 V                6 . \$20,000 to \$24,999  
 V                7 . \$25,000 to \$29,999  
 V                8 . \$30,000 to \$34,999  
 V                9 . \$35,000 to \$39,999  
 V               10 . \$40,000 to \$49,999  
 V               11 . \$50,000 to \$59,999  
 V               12 . \$60,000 to \$74,999  
 V               13 . \$75,000 and over  
 V               19 .Value Assigned

D H-RESPNM       1       12 (0:7)  
                  Item 12 - Line number of household  
                  respondent  
 V                0 .Blank or impossible  
 V                1-6 .Line number  
 V                7 .Nonhousehold respondent

D FILLER          2       13  
                  Filler

D SCMST           5       15 (0:99999)  
                  Unique segment identifier  
 U All households

D H-HHTYPE       1       20 (1:3)  
                  Type of household  
 U All households  
 V                1 .Interview  
 V                2 .Type A non-interview  
 V                3 .Type B/C non-interview

D H-NUMPER       2       21 (00:39)  
                  Number of persons in household

DATA            SIZE    BEGIN

U H-HHTYPE = 1  
 V                00 .Noninterview household  
 V                1-39 .Number of persons in HHLD

D HNUMFAM        2       23 (00:39)  
                  Number of families in household  
 U H-HHTYPE = 1  
 V                00 .Noninterview household  
 V                1-39 .Number of families in HHLD

D H-TYPE          1       25 (0:9)  
                  Household type  
 U H-HHTYPE = 1  
 V                0 .Not in universe  
 V                1 .Husband/wife primary family  
                  .(neither Husband or wife in  
                  .Armed Forces)  
 V                2 .Husband/wife primary family  
                  .(husband and/or wife in  
                  .Armed Forces)  
 V                3 .Unmarried civilian male  
                  .primary family householder  
 V                4 .Unmarried civilian female  
                  .primary family householder  
 V                5 .Primary family household -  
                  .reference person in  
                  .Armed Forces and unmarried  
 V                6 .Civilian male nonfamily  
                  .householder  
 V                7 .Civilian female nonfamily  
                  .householder  
 V                8 .Nonfamily householder  
                  .household - reference person  
                  .in Armed Forces  
 V                9 .Group quarters

D H-MONTH        2       26 (01:12)  
                  Month of survey  
 U All households  
 V                01-12 .Month

D H-YEAR          1       28 (0:9)  
                  Year of survey - last digit  
 U All households  
 V                0-9 .Last digit of year

D H-MIS           1       29 (1:8)  
                  Month in sample  
 U All households  
 V                1-8 .Month in sample

D H-HHNUM        1       30 (0:8)  
                  Household number  
 U All households  
 V                0 .Blank  
 V                1-8 .Household number

D H-LIVQRT       2       31 (01:12)  
                  Item 4 - Type of living quarters  
                  (recode)  
 U All households  
                  Housing unit  
 V                01 .House, apt., flat  
 V                02 .HU in nontransient hotel, etc.  
 V                03 .HU, perm, in trans. hotel,  
                  .motel etc.  
 V                04 .HU in rooming house  
 V                05 .Mobile home or trailer with  
                  .no permanent room added

## HOUSEHOLD RECORD

DATA	SIZE	BEGIN
V	06	.Mobile home or trailer with 1 .or more perm. rooms added
V	07	.HU not specified above
Other unit		
V	08	.Qtrs not HU in rooming or .boarding house
V	09	.Unit not perm in trans. hotel, .motel, etc.
V	10	.Tent or trailer site
V	11	.Student quarters in college .dormitory
V	12	.Other not HU
D H-TYPEBC	2	33 (00:19)
Item 15 - Type B/C		
U H-HHTYPE	= 3	
V	0	.Not in universe - interviewed .and Type A noninterviewed .households
Type B		
V	01	.Vacant - regular
V	02	.Vacant - storage of HHL D .furniture
V	03	.Temp. occ. by persons with URE
V	04	.Unfit or to be demolished
V	05	.Under construction, not ready
V	06	.Converted to temp. business or .storage
V	07	.Occ. by AF members or persons .under 15
V	08	.Unocc. tent or trailer site
V	09	.Permit granted, construction .not started
V	10	.Other
Type C		
V	11	.Demolished
V	12	.House or trailer moved
V	13	.Outside segment
V	14	.Converted to perm. business or .storage
V	15	.Merged
V	16	.Condemned
V	17	.Built after April 1, 1980
V	18	.Unused line of listing sheet
V	19	.Other
D H-TENURE	1	35 (0:3)
Tenure		
U H-HHTYPE	= 1	
V	0	.Not in universe
V	1	.Owned or being bought
V	2	.Rent
V	3	.No cash rent
D H-TELHHD	1	36 (0:2)
Telephone in household		
U H-HHTYPE	= 1	
V	0	.Not in universe (non-interview)
V	1	.Yes
V	2	.No
D H-TELA VL	1	37 (0:2)
Telephone available		
U H-HHTYPE	= 1	
V	0	.Not in universe
V	1	.Yes
V	2	.No
D H-TELINT	1	38 (0:2)
Telephone interview acceptable		
U H-TELA VL	= 1	
V	0	.Not in universe
V	1	.Yes
V	2	.No

DATA	SIZE	BEGIN
D HG-REG	1	39 (1:4)
Region		
U All households		
V	1	.Northeast
V	2	.Midwest
V	3	.South
V	4	.West
D HG-ST60	2	40 (11:95)
1960 census state code (First digit=geog. division code)		
U All households		
Northeast region (region 1)		
New England Division (Division 1)		
V	11	.Maine
V	12	.New Hampshire
V	13	.Vermont
V	14	.Massachusetts
V	15	.Rhode Island
V	16	.Connecticut
Middle Atlantic Division (Division 2)		
V	21	.New York
V	22	.New Jersey
V	23	.Pennsylvania
Midwest Region (Region 2)		
East North Central Division (Division 3)		
V	31	.Ohio
V	32	.Indiana
V	33	.Illinois
V	34	.Michigan
V	35	.Wisconsin
West North Central Division (Division 4)		
V	41	.Minnesota
V	42	.Iowa
V	43	.Missouri
V	44	.North Dakota
V	45	.South Dakota
V	46	.Nebraska
V	47	.Kansas
South Region (Region 3)		
South Atlantic Division (Division 5)		
V	51	.Delaware
V	52	.Maryland
V	53	.District of Columbia
V	54	.Virginia
V	55	.West Virginia
V	56	.North Carolina
V	57	.South Carolina
V	58	.Georgia
V	59	.Florida
East South Central Division (Division 6)		
V	61	.Kentucky
V	62	.Tennessee
V	63	.Alabama
V	64	.Mississippi
West South Central Division (Division 7)		
V	71	.Arkansas
V	72	.Louisiana
V	73	.Oklahoma
V	74	.Texas
West Region (Region 4)		
Mountain Division (Division 8)		
V	81	.Montana
V	82	.Idaho
V	83	.Wyoming
V	84	.Colorado
V	85	.New Mexico
V	86	.Arizona
V	87	.Utah
V	88	.Nevada
Pacific Division (Division 9)		
V	91	.Washington
V	92	.Oregon
V	93	.California
V	94	.Alaska
V	95	.Hawaii

DATA        SIZE BEGIN

D HG-STRN    2    42 (01:51)  
1980 State rank  
U Allhouseholds

D HG-MSAC    4    44 (0000:9340)  
MSA or PMSA FIPS code  
V        0000 .Not MSA/PMSA or not  
          .identifiable (see appendix  
          .for values)  
V 0040-9340 .MSA/PMSA code

D HG-PMSA    2    48 (00:12)  
PMSA rank  
V        00 .Not a PMSA or not  
          .identifiable  
V        01-12 .Ranking of PMSA within its CMSA  
          .(see appendix for values)

D HG-MSAR    3    50 (000:252)  
MSA or CMSA rank  
V        000 .Not an MSA or not identifiable  
V        001-252 .Ranking of MSAs or CMSAs by  
          .population (see appendix for  
          .values)

D HG-CMSA    2    53 (0:91)  
V        00 .Not in CMSA or not identifiable  
V        07-91 .CMSA code (see appendix for  
          .values)

D HMSSZ      1    55    (0:8)  
MSA size  
U Allhouseholds  
V        1 .Not a MSA/CMSA or not identifiable  
V        2 .100,000 - 249,999  
V        3 .250,000 - 499,999  
V        4 .500,000 - 999,999  
V        5 .1 million - 2,499,999  
V        6 .2.5 million - 4,999,999  
V        7 .5 million - 9,999,999  
V        8 .10 million or more

D HPMSASZ    1    56 (1:6)  
MSA/PMSA size recode  
U All  
V        1 .3,000,000 or more  
V        2 .1,000,000 to 2,999,999  
V        3 .500,000 to 999,999  
V        4 .250,000 to 499,999  
V        5 .Less than 250,000  
V        6 .Not identified

D HMSA-R     1    57 (1:3)  
Modified metropolitan statistical  
area status code MSA residence  
U All households  
V        1 .MSA  
V        2 .Non MSA  
V        3 .Not identifiable

D HCCC-R     1    58 (1:4)  
Central city metropolitan statistical  
area status code residence  
U All households  
V        1 .Central City  
V        2 .Balance of MSA  
V        3 .Non MSA  
V        4 .Not identifiable

D HFARM      1    59 (1:2)  
Farm def'n - edited using urban/rural code  
U All households  
V        1 .Nonfarm  
V        2 .Farm

DATA DICTIONARY

DATA        SIZE BEGIN

\*\*\*\*\*  
\*        Edited noncash household items        \*  
\*\*\*\*\*

D HUNDER15   2    60 (00:39)  
Recode  
U ITEM 79 = 1  
Number of persons in household  
under age 15  
V        00 .None  
V        01-39 .Number persons under 15

D HCMCARE    1    62 (0:2)  
Item 80 - During 19.. how many of the  
children in this household were covered  
by Medicare or Medicaid  
U HUNDER15 = 1+  
V        0 .Not in universe  
V        1 .All or some  
V        2 .None

D HCMCENO    1    63 (0:9)  
Item 80 - Number of children in  
household covered by Medicare or Medicaid  
Note: If more than 9 children/persons  
present, a value of 9 does not necessarily  
mean "ALL."  
U HCMCARE = 1  
V        0 .Not in universe  
V        1 .1 child  
V        9 .9 or more children

D HCHI       1    64 (0:2)  
Item 81 - During 19.. how many of the  
children in this household were  
covered by other health insurance  
U HUNDER15 = 1+  
V        0 .Not in universe  
V        1 .All or some  
V        2 .None

D HCHINO     1    65 (0:9)  
Item 81 - Number of children in house-  
hold covered by a health insurance plan  
Note: If more than 9 children/persons  
present, a value of 9 does not necessarily  
mean "ALL."  
U HCHI = 1  
V        0 .Not in universe  
V        1 .1 Child  
V        9 .9 or more children

D HCHINRH    1    66 (0:2)  
Item 81A - During 19.. how many of  
these children were covered by the  
health insurance plan of someone not  
residing in this household  
U HCHI = 1  
V        0 .Not in universe  
V        1 .All or some  
V        2 .None

D HCHINNO    1    67 (0:9)  
Item 81A - During 19.. how many of these  
children were covered by the health  
insurance plan of someone not residing  
in this household  
Note: If more than 9 children/persons  
present, a value of 9 does not necessarily  
mean "ALL."

HOUSEHOLD RECORD

DATA            SIZE BEGIN

U HCHINRH = 1  
V        0 .Not in universe  
V        1 .1 child  
V        9 .9 or more children

D HH5TO18      2    68 (00:39)  
Recode  
Item 82 -Number of persons in household  
age 5 to 18  
V        00 .None  
V        01-39 .Number persons 5 to 18

D HHOTLUN      1    70 (0:2)  
Item 83 - During 19.. how many of the  
children in this household  
usually ate a complete hot lunch  
offered at school  
U HH5TO18 = 1+  
V        0 .Not in universe  
V        1 .All or some  
V        2 .None

D HHOTNO      1    71 (0:9)  
Item 83 - Number of children in  
household who usually ate hot lunch  
Note: If more than 9 children/persons  
present, a value of 9 does not necessarily  
mean "ALL."  
U HHOTLUN = 1  
V        0 .Not in universe  
V        1 .1 child  
V        9 .9 or more children

D HFLUNCH     1    72 (0:2)  
Item 86 - During 19.. how many of the  
children in this household received free  
or reduced price lunches because they  
qualified for the federal school lunch  
program  
U HHOTLUN = 1  
V        0 .Not in universe  
V        1 .Some or all  
V        2 .None

D HFLUNNO     1    73 (0:9)  
Item 86 - Number receiving free lunch  
Note: If more than 9 children/persons  
present, a value of 9 does not necessarily  
mean "ALL."  
U HFLUNCH = 1  
V        0 .Not in universe  
V        1 .One  
V        9 .Nine or more

D HPUBLIC      1    74 (0:2)  
Item 88 = Is this house in a public  
housing project, that is, is it owned  
by a local housing authority or other  
public agency  
U HTENURE = 2  
V        0 .Not in universe  
V        1 .Yes  
V        2 .No

D HLORENT     1    75 (0:2)  
Item 89 - Are you paying lower rent  
because the federal, state, or local  
government is paying part of the cost  
U HPUBLIC = 2  
V        0 .Not in universe  
V        1 .Yes  
V        2 .No

DATA            SIZE BEGIN

D HFOODSP     1    76 (0:2)  
Item 90 - Did anyone in this household  
get food stamps at any time in during  
19..  
U HHTYPE = 1  
V        0 .Not in universe  
V        1 .Yes  
V        2 .No

D HFOODNO     1    77 (0:9)  
Item 91 - Number of people covered  
by food stamps  
Note: If more than 9 children/persons  
present, a value of 9 does not necessarily  
mean "ALL."  
U HFOODSP = 1  
V        0 .Not in universe  
V        1 .One  
V        9 .Nine or more

D FILLER      1    78  
Blank Filler

D HFOODMO     2    79 (00:12)  
Item 92 - Number months covered  
by food stamps  
U HFOODSP = 1  
V        00 .Not in universe  
V        01 .One month  
V        12 .Months

D HFDVAL      4    81 (0000:9999)  
Item 93 - What was the value of  
all food stamps received during 19..  
U HFOODSP = 1  
V        0000 .Not in universe  
V        0001-9999 .Food stamps value

D HENGAST     1    85 (0:2)  
Item 94 - Since October 1, 19.., has  
this household received energy  
assistance from the Federal, State,  
or local government  
U HHINC = 01-12  
V        0 .Not in universe  
V        1 .Yes  
V        2 .No

D HENGVAL     4    86 (0000:1999)  
Item 95 - Altogether, how much energy  
assistance has been received since  
October 1, 19..  
U HENGAST = 1  
V        0000 .Not in universe  
V        0001-1999 .Energy assistance

\*\*\*\*\*  
\* Household Income Reciprocity and Values \*  
\* Source of Income -- Wages and Salaries \*  
\*\*\*\*\*

D HINC-WS     1    90 (0:2)  
Recode - Wage and Salary  
U H-HHTYPE = 1  
V        0 .Not in universe  
V        1 .Yes  
V        2 .No

D HWSVAL      7    91 (0000000:3899961)  
Recode - HHLI income - wages and  
salaries  
U HINC-WS = 1  
V        0000000 .None or not in universe  
V        .Dollar amount

DATA SIZE BEGIN

\*\*\*\*\*  
 \* Source of Income \*  
 \* Self-employment (nonfarm) \*  
 \*\*\*\*\*

D HINC-SE 1 98 (0:2)  
 Recode - Own business self-employment  
 U H-HHTYPE = 1  
 V 0 .Not in universe  
 V 1 .Yes  
 V 2 .No

D HSEVAL 7 99 (-389961:3899961)  
 Recode - HHLd income - self employment  
 income  
 U HINC-SE = 1  
 V 0000000 .None or not in universe  
 V Neg Amt .Income (loss)  
 V Pos Amt .Income

\*\*\*\*\*  
 \* Source of Income \*  
 \* Self-employment farm \*  
 \*\*\*\*\*

D HINC-FR 1 106 (0:2)  
 Recode - Farm self-employment  
 U H-HHTYPE = 1  
 V 0 .Not in universe  
 V 1 .Yes  
 V 2 .No

D HFRVAL 7 107 (-389961:3899961)  
 Recode - HHLd income - farm income  
 U HINC-FR = 1  
 V 0000000 .None or not in universe  
 V Neg Amt .Income (loss)  
 V Pos Amt .Income

\*\*\*\*\*  
 \* Source of Income \*  
 \* Unemployment Compensation \*  
 \*\*\*\*\*

D HINC-UC 1 114 (0:2)  
 Recode - Unemployment Compensation Benefits  
 U H-HHTYPE = 1  
 V 0 .Not in universe  
 V 1 .Yes  
 V 2 .No

D HUCVAL 7 115 (0000000:3899961)  
 Recode - HHLd income - unemployment  
 compensation  
 U HINC-UC = 1  
 V 0000000 .None or not in universe  
 V .Dollar amount

\*\*\*\*\*  
 \* Source of Income \*  
 \* Worker's Compensation \*  
 \*\*\*\*\*

D HINC-WC 1 122 (0:2)  
 Recode - Workers Compensation  
 U H-HHTYPE = 1  
 V 0 .Not in universe  
 V 1 .Yes  
 V 2 .No

DATA SIZE BEGIN

D HWCVAL 7 123 (0000000:3899961)  
 Recode - HHLd income - worker's  
 compensation  
 U HINC-WC = 1  
 V 0000000 .None or not in universe  
 V .Dollar amount

\*\*\*\*\*  
 \* Source of Income -- Social Security \*  
 \*\*\*\*\*

D HSS-YN 1 130 (0:2)  
 Recode - Social Security payments  
 U H-HHTYPE = 1  
 V 0 .Not in universe  
 V 1 .Yes  
 V 2 .No

D HSSVAL 7 131 (0000000:1169961)  
 Recode - HHLd income - Social Security  
 U HSS-YN = 1  
 V 0000000 .None or not in universe  
 V .Dollar amount

\*\*\*\*\*  
 \* Source of Income \*  
 \* Supplemental Security \*  
 \*\*\*\*\*

D HSSI-YN 1 138 (0:2)  
 Recode - Supplemental Security benefits  
 U H-HHTYPE = 1  
 V 0 .Not in universe  
 V 1 .Yes  
 V 2 .No

D HSSIVAL 6 139 (000000:389961)  
 Recode - HHLd income - Supplemental  
 Security income  
 U HSSI-YN = 1  
 V 0 .None  
 V .Dollar amount

\*\*\*\*\*  
 \* Source of Income \*  
 \* Public Assistance or Welfare \*  
 \*\*\*\*\*

D HPAW-YN 1 145 (0:2)  
 Recode - Public Assistance  
 U H-HHTYPE = 1  
 V 0 .Not in universe  
 V 1 .Yes  
 V 2 .No

D HPAWVAL 6 146 (000000:779961)  
 Recode - HHLd income - Public Assistance  
 income  
 U HPAW-YN = 1  
 V 000000 .None  
 V .Dollar amount

\*\*\*\*\*  
 \* Source of Income -- Veterans' Benefits \*  
 \*\*\*\*\*

D HVET-YN 1 152 (0:2)  
 Recode - Veterans' payments  
 U H-HHTYPE = 1  
 V 0 .Not in universe  
 V 1 .Yes  
 V 2 .No

HOUSEHOLD RECORD

DATA            SIZE BEGIN  
 D HVETVAL      7    153 (0000000:1169961)  
           Recode - HHLd income - Veteran payments  
 U HVET-YN = 1  
 V    0000000 .None or not in universe  
 V            .Dollar amount

\*\*\*\*\*  
 \* Source of Income -- Survivor's Income \*  
 \*\*\*\*\*

D HSUR-YN      1    160 (0:2)  
           Recode - Survivor Benefits  
 U H-HHTYPE = 1  
 V      0 .Not in universe  
 V      1 .Yes  
 V      2 .No

D HSURVAL      7    161 (0000000:3899961)  
           Recode - HHLd income - Survivor income  
 U HSUR-YN = 1  
 V    0000000 .None or not in universe  
 V            .Dollar amount

\*\*\*\*\*  
 \* Source of Income -- Disability \*  
 \*\*\*\*\*

D HDIS-YN      1    168 (0:2)  
           Recode - Disability Benefits  
 U H-HHTYPE = 1  
 V      0 .Not in universe  
 V      1 .Yes  
 V      2 .No

D HDISVAL      7    169 (0000000:3899961)  
           Recode - HHLd income - Disability income  
 U HDIS-YN = 1  
 V    0000000 .None or not in universe  
 V            .Dollar amount

\*\*\*\*\*  
 \* Source of Income -- Retirement Income \*  
 \*\*\*\*\*

D HRET-YN      1    176 (0:2)  
           Recode - Retirement payments  
 U H-HHTYPE = 1  
 V      0 .Not in universe  
 V      1 .Yes  
 V      2 .No

D HRETVAL      7    177 (0000000:3899961)  
           Recode - HHLd income - Retirement income  
 U HRET-YN = 1  
 V    0000000 .None or not in universe  
 V            .Dollar amount

\*\*\*\*\*  
 \* Source of Income -- Interest \*  
 \*\*\*\*\*

D HINT-YN      1    184 (0:2)  
           Recode - Interest payments  
 U H-HHTYPE = 1  
 V      0 .Not in universe  
 V      1 .Yes  
 V      2 .No

D HINTVAL      7    185 (0000000:3899961)  
           Recode - HHLd income - Interest income  
 U HINT-YN = 1  
 V    0000000 .None or not in universe  
 V            .Dollar amount

DATA            SIZE BEGIN

\*\*\*\*\*  
 \* Source of Income -- Dividends \*  
 \*\*\*\*\*

D HDIV-YN      1    192 (0:2)  
           Recode - Dividend payments  
 U H-HHTYPE = 1  
 V      0 .Not in universe  
 V      1 .Yes  
 V      2 .No

D HDIVVAL      7    193 (0000000:3899961)  
           Recode - HHLd income - Dividend income  
 U HDIV-YN = 1  
 V    0000000 .None or not in universe  
 V            .Dollar amount

\*\*\*\*\*  
 \* Source of Income -- Rents \*  
 \*\*\*\*\*

D HRNT-YN      1    200 (0:2)  
           Recode - Rental payments  
 U H-HHTYPE = 1  
 V      0 .Not in universe  
 V      1 .Yes  
 V      2 .No

D HRNTVAL      7    201 (-389961:3899961)  
           Recode - HHLd income - Rent income  
 U HRNT-YN = 1  
 V    0000000 .None or not in universe  
 V            .Negative dollar amount  
 V            .Positive dollar amount

\*\*\*\*\*  
 \* Source of Income -- Education \*  
 \*\*\*\*\*

D HED-YN       1    208 (0:2)  
           Recode - Educational Assistance benefits  
 U H-HHTYPE = 1  
 V      0 .Not in universe  
 V      1 .Yes  
 V      2 .No

D HEDVAL       7    209 (0000000:3899961)  
           Recode - HHLd income - Education income  
 U HED-YN = 1  
 V    0000000 .None or not in universe  
 V            .Dollar amount

\*\*\*\*\*  
 \* Source of Income -- Child Support \*  
 \*\*\*\*\*

D HCSP-YN      1    216 (0:2)  
           Recode - Child support payments  
 U H-HHTYPE = 1  
 V      0 .Not in universe  
 V      1 .Yes  
 V      2 .No

D HCSPVAL      7    217 (0000000:3899961)  
           Recode - HHLd income - Child support  
 U HCSP-YN = 1  
 V    0000000 .None or not in universe  
 V            .Dollar amount

```

DATA      SIZE BEGIN
*****
* Source of Income -- Alimony *
*****
D HALM-YN  -1  224 (0:2)
  Recode - Alimony payments
U H-HHTYPE = 1
V      0 .Not in universe
V      1 .Yes
V      2 .No

D HALMVAL  7  225 (0000000:3899961)
  Recode - HHLD income - Alimony
U HALM-YN = 1
V 0000000 .None or not in universe
V      .Dollar amount

*****
* Source of Income *
* Financial Assistance *
*****
D HFIN-YN  1  232 (0:2)
  Recode - Financial assistance payments
U H-HHTYPE = 1
V      0 .Not in universe
V      1 .Yes
V      2 .No

D HFINVAL  7  233 (0000000:3899961)
  Recode - HHLD income - Financial
  assistance income
U HFIN-YN = 1
V 0000000 .None or not in universe
V      .Dollar amount

*****
* Source of Income -- Other Income *
*****
D HOI-YN   1  240 (0:2)
  Other income payments
U H-HHTYPE = 1
V      0 .Not in universe
V      1 .Yes
V      2 .No

D HOIVAL   7  241 (0000000:3899961)
  Recode - HHLD income - Other income
U HOI-YN = 1
V 0000000 .None or not in universe
V      .Dollar amount

*****
* Summary Household Income Recodes *
*****
D HTOTVAL  8  248 (-389961:23399766)
  Recode - Total household income
U H-HHTYPE = 1
V 00000000 .None or not in universe
V Neg Amt .Income (loss)
V Pos Amt .Income

D HEARNVAL  8  256 (-389961:11699883)
  Recode - Total household earnings
U HINC-WS,HINC-SE or HINC-FR = 1
V 00000000 .None or not in universe
V Neg Amt .Income (loss)
V Pos Amt .Income

D HOTHVAL  8  264 (-389961:11699883)
  Other types of income except HEARNVAL
  Recode - total other household income
V 00000000 .None or not in universe
V Neg Amt .Income (loss)

```

DATA DICTIONARY

```

DATA      SIZE BEGIN
V Pos Amt .Income
D HHINC    2  272 (00:41)
  Recode - Total household income
U H-HHTYPE = 1
V      00 .Not in universe
V      01 .Under $2,500
V      02 . $2,500 to $4,999
V      03 . $5,000 to $7,499
V      04 . $7,500 to $9,999
V      05 . $10,000 to $12,499
V      06 . $12,500 to $14,999
V      07 . $15,000 to $17,499
V      08 . $17,500 to $19,999
V      09 . $20,000 to $22,499
V      10 . $22,500 to $24,999
V      11 . $25,000 to $27,499
V      12 . $27,500 to $29,999
V      13 . $30,000 to $32,499
V      14 . $32,500 to $34,999
V      15 . $35,000 to $37,499
V      16 . $37,500 to $39,999
V      17 . $40,000 to $42,499
V      18 . $42,500 to $44,999
V      19 . $45,000 to $47,499
V      20 . $47,500 to $49,999
V      21 . $50,000 to $52,499
V      22 . $52,500 to $54,999
V      23 . $55,000 to $57,499
V      24 . $57,500 to $59,999
V      25 . $60,000 to $62,499
V      26 . $62,500 to $64,999
V      27 . $65,000 to $67,499
V      28 . $67,500 to $69,999
V      29 . $70,000 to $72,499
V      30 . $72,500 to $74,999
V      31 . $75,000 to $77,499
V      32 . $77,500 to $79,999
V      33 . $80,000 to $82,499
V      34 . $82,500 to $84,999
V      35 . $85,000 to $87,499
V      36 . $87,500 to $89,999
V      37 . $90,000 to $92,499
V      38 . $92,500 to $94,999
V      39 . $95,000 to $97,499
V      40 . $97,500 to $99,999
V      41 . $100,000 and over

*****
* Edited Health Insurance *
*****
D HMCARE 1  274 (0:2)
  Anyone in HHLD covered by Medicare
U H-HHTYPE = 1
V      0 .Not in universe
V      1 .Yes
V      2 .No

D HMCAID  1  275 (0:2)
  Anyone in HHLD covered by Medicaid
U H-HHTYPE = 1
V      0 .Not in universe
V      1 .Yes
V      2 .No

D HCHAMP  1  276 (0:2)
  Champus, VA, or Military health care
U H-HHTYPE = 1
V      0 .Not in universe
V      1 .Yes
V      2 .No

```

HOUSEHOLD RECORD

DATA	SIZE	BEGIN
D HHI-YN	1	277 (0:2)
Anyone in HHLd have health insurance		
U H-HHTYPE = 1		
V	0	.Not in universe
V	1	.Yes
V	2	.No
*****		
* Household Recodes *		
*****		
D HHSTATUS	1	278 (0:3)
Recode - Household status		
U H-TYPE = 1:8		
V	0	.Not in universe (group quarters)
V	1	.Primary family
V	2	.Nonfamily householder living alone
V	3	.Nonfamily householder living with .nonrelatives
D HUNDER18	2	279 (00:39)
Recode - Number of persons in HHLd under age 18		
U H-HHTYPE = 1		
V	00	.None
V	01-39	.Number persons under 18
D HTOP5PCT	1	281 (0:2)
Recode - Household income percentiles		
U H-HHTYPE = 1		
V	0	.Not in universe (group quarters)
V	1	.In top 5 percent
V	2	.Not in top 5 percent
D HPCTCUT	2	282 (00:20)
Recode - HHLd income percentiles - national rank		
U H-HHTYPE = 1		
V	00	.Not in universe (group quarters)
V	01	.Lowest 5 percent
V	02	.Second 5 percent
V	20	.Top 5 percent
D FILLER	1	284
Blank Filler		
D INDCCODE	1	285 (0:4)
V	0	.Not individually identified .central city
V	1-4	.See Geographic Appendix E .List 3 for MSA
D HSUN	1	286 (1:2)
Sunbelt recode		
U All households		
V	1	.In sunbelt
V	2	.Not in sunbelt
*****		
* March Supplement Household Weight *		
*****		
D HSUP-WGT	8	287 (00000000:99999999)
(2 implied decimals)		
U H-HHTYPE = 1		
*****		
* Allocation flags for basic CPS *		
*****		
D H%TENURE	1	295 (0:4)
V	0	.No change
V	1	.Value to blank

DATA	SIZE	BEGIN
V	4	.Allocated
D H%HHNUM	1	296 (0:8)
V	0	.No change
V	2	.Blank to value
V	8	.Blank to NA - error
D H%LIVQRT	1	297 (0:7)
V	0	.No change
V	4	.Allocated
V	7	.Blank to NA - no error
D FILLER	1	298
Blank Filler		
D H%TELHHD	1	299 (0:4)
V	0	.No change
V	1	.Value to blank
V	4	.Allocated
D H%TELAVL	1	300 (0:4)
V	0	.No change
V	1	.Value to blank
V	4	.Allocated
D H%TELINT	1	301 (0:4)
V	0	.No change
V	1	.Value to blank
V	4	.Allocated
*****		
* Allocation flags for supplement *		
* household items *		
*****		
D I-HCMCAR	1	302 (0:1)
V	0	.No change
V	1	.Allocated
D I-HCMCEN	1	303 (0:1)
V	0	.No change
V	1	.Allocated
D I-HCHI	1	304 (0:1)
V	0	.No change
V	1	.Allocated
D I-HCHINO	1	305 (0:1)
V	0	.No change
V	1	.Allocated
D I-HCHINR	1	306 (0:1)
V	0	.No change
V	1	.Allocated
D I-HCHINM	1	307 (0:1)
V	0	.No change
V	1	.Allocated
D I-HHOTLU	1	308 (0:1)
V	0	.No change
V	1	.Allocated
D I-HHOTNO	1	309 (0:1)
V	0	.No change
V	1	.Allocated
D I-HFLUNC	1	310 (0:1)
V	0	.No change
V	1	.Allocated
D I-HFLUNN	1	311 (0:1)
V	0	.No change
V	1	.Allocated



DATA	SIZE	BEGIN
D I-HPUBLI	1	312 (0:1)
V	0	.No change
V	1	.Allocated
D I-HLOREN	1	313 (0:1)
V	0	.No change
V	1	.Allocated
D I-HFOODS	1	314 (0:1)
V	0	.No change
V	1	.Allocated
D I-HFDVAL	1	315 (0:1)
V	0	.No change
V	1	.Allocated
D I-HFOODN	1	316 (0:1)
V	0	.No change
V	1	.Allocated

DATA	SIZE	BEGIN
D I-HFOODM	1	317 (0:1)
V	0	.No change
V	1	.Allocated
D I-HENGAS	1	318 (0:1)
V	0	.No change
V	1	.Allocated
D I-HENGVA	1	319 (0:1)
V	0	.No change
V	1	.Allocated
D H-IDNUM	12	320
Household identification number		
U All households		
D FILLER	325	332
Blank Filler		



**CURRENT POPULATION SURVEY, MARCH 1991 DATA DICTIONARY**  
**FAMILY RECORD**

DATA        SIZE BEGIN

D FRECORD    1    1 (2:2)  
 U All families  
 V            2 .Family record

D FH-SEQ     5    2 (00001:99999)  
 Household sequence number  
 U All families  
 V 00001-99999.Household sequence number

D FFPOS      2    7 (01:39)  
 Unique family identifier  
 Same function in household record is  
 field HHPOS (00).  
 Same function in person record is PPPOS  
 (41-79).  
 U All families  
 V    01-39 .Index for  
           .family identifier

D FKIND      1    9 (1:3)  
 Kind of family  
 U All families  
 V        1 .Husband-wife family  
 V        2 .Other male head  
 V        3 .Other female head

D FTYPE      1   10 (1:5)  
 Family type  
 U All families  
 V        1 .Primary family  
 V        2 .Nonfamily householder  
 V        3 .Related subfamily  
 V        4 .Unrelated subfamily  
 V        5 .Secondary individual

D FPERSONS   2   11 (01:39)  
 Number of persons in family  
 U All families  
 V    01-39 .Number of persons

D FHEADIDX   2   13 (01:39)  
 Index to person record of family head  
 U All families  
 V    01-39 .Index (roster position) for  
           .reference person

D FWIFEIDX   2   15 (00:39)  
 Index to person record of family wife  
 U F-KIND = 1  
 V        00 .No wife  
 V    01-39 .Index (roster position) for  
           .wife

D FHUSBIDX   2   17 (00:39)  
 Index to person record of family  
 husband  
 U F-KIND = 1  
 V        00 .No husband  
 V    01-39 .Index (roster position) for  
           .husband

D FSPOUIDX   2   19 (00:39)  
 Index to person record of family spouse  
 U F-KIND = 1  
 V        00 .No spouse  
 V    01-39 .Index (roster position) for  
           .spouse

DATA        SIZE BEGIN

D FLASTIDX   2   21 (01:39)  
 Index to person record of last  
 member of family. All persons from  
 FHEADIDX thru FLASTIDX are  
 members of this family. (Primary  
 family includes related subfamily  
 members.)  
 U All families  
 V    01-39 .Index (roster position) for  
           .last family member

D FMLASIDX   2   23 (01:39)  
 Index to person record of last  
 member of family. All persons from  
 FHEADIDX thru FMLASIDX are  
 members of this family. (Primary  
 family excludes subfamily members.)  
 U All families  
 V    01-39 .Index (roster position) for  
           .last family member

D FOWNU6     1   25 (0:6)  
 Own children in family under 6  
 V        0 .None, not in universe  
 V        1 .1  
 V        2 .2  
           ...  
 V        6 .6+

D FILLER     1   26  
 Zero filler

D FOWNU18    1   27 (0:9)  
 Number of own never married children  
 under 18  
 U All families  
 V        0 .None, not in universe  
 V        1 .1  
           ...  
 V        9 .9 or more

D FRELU6     1   28 (0:6)  
 Related persons in family under 6  
 U All families  
 V        0 .None, not in universe  
 V        1 .1  
 V        2 .2  
           ...  
 V        6 .6+

D FRELU18    1   29 (0:9)  
 Related persons in family under 18  
 U All families  
 V        0 .None, not in universe  
 V        1 .1  
 V        2 .2  
           ...  
 V        9 .9+

D FPCTCUT    2   30 (01:20)  
 Income percentiles  
 U All families  
 V        01 .Lowest 5 percent  
 V        02 .Second 5 percent  
           ...  
 V        20 .Top 5 percent

FAMILY RECORD

DATA            SIZE   BEGIN

D FPOVCUT    5    32 (00000:35000)  
 Low income cutoff dollar amount  
 If FTYPE = 3 then value comes from  
 primary family

D FAMLIS      1    37 (1:4)  
 Ratio of family income to low-income  
 level  
 If FTYPE = 3 then value comes from  
 primary family

V            1 .Below low-income level  
 V            2 .100 - 124 percent of the low-  
 .income level  
 V            3 .125 - 149 percent of the low-  
 .income level  
 V            4 .150 percent and above the  
 .low-income level

D POVLL      2    38 (01:14)  
 Ratio of family income to low-income  
 level  
 If FTYPE = 3 then value comes from  
 primary family

V            01 .Under .50  
 V            02 .50 to .74  
 V            03 .75 to .99  
 V            04 .1.00 to 1.24  
 V            05 .1.25 to 1.49  
 V            06 .1.50 to 1.74  
 V            07 .1.75 to 1.99  
 V            08 .2.00 to 2.49  
 V            09 .2.50 to 2.99  
 V            10 .3.00 to 3.49  
 V            11 .3.50 to 3.99  
 V            12 .4.00 to 4.49  
 V            13 .4.50 to 4.99  
 V            14 .5.00 and over

D FRSPOV    2    40 (00:14)  
 Ratio of related subfamily income to  
 low-income level (care should be  
 exercised when using this data as the  
 related subfamilies are a part of the  
 primary family and usually their  
 poverty status comes from the  
 primary family)

U F-TYPE = 3

V            00 .Not in universe  
 V            01 .Under .50  
 V            02 .50 to .74  
 V            03 .75 to .99  
 V            04 .1.00 to 1.24  
 V            05 .1.25 to 1.49  
 V            06 .1.50 to 1.74  
 V            07 .1.75 to 1.99  
 V            08 .2.00 to 2.49  
 V            09 .2.50 to 2.99  
 V            10 .3.00 to 3.49  
 V            11 .3.50 to 3.99  
 V            12 .4.00 to 4.49  
 V            13 .4.50 to 4.99  
 V            14 .5.00 and over

D FRSPPCT    5    42 (00000:35000)  
 Low income cutoff dollar amount of  
 related subfamily (care should be  
 exercised when using these data as the  
 related subfamilies are a part of the  
 primary family and usually their poverty  
 status comes from the primary family)

U F-TYPE = 3

V            00000- .Not in related subfamilies  
 35000 .

DATA            SIZE   BEGIN

\*\*\*\*\*  
 \* Family Income Recipency and Values \*  
 \* Source of Income -- Wages and Salaries \*  
 \*\*\*\*\*

D FINC-WS    1    47 (1:2)  
 Wage and salary

V            1 .Yes  
 V            2 .No

D FWSVAL     7    48 (0000000:3899961)  
 Family income - wages and salaries

U FINC-WS = 1  
 V            .Dollar amount

\*\*\*\*\*  
 \* Source of Income \*  
 \* Self-employment (nonfarm) \*  
 \*\*\*\*\*

D FINC-SE    1    55 (1:2)  
 Own business self-employment

U All families

V            1 .Yes  
 V            2 .No

D FSEVAL     7    56 (-389961:3899961)  
 Family income - self employment income

U FINC-SE = 1  
 V            0000000 .None or not in universe  
 V            Neg Amt .Income (loss)  
 V            Pos Amt .Income

\*\*\*\*\*  
 \* Source of Income \*  
 \* Self-employment farm \*  
 \*\*\*\*\*

D FINC-FR    1    63 (1:2)  
 Farm self-employment

U All families

V            1 .Yes  
 V            2 .No

D FFRVAL     7    64 (-389961:3899961)  
 Family income - Farm income

U FINC-FR = 1  
 V            0000000 .None or not in universe  
 V            Neg Amt .Income (loss)  
 V            Pos Amt .Income

\*\*\*\*\*  
 \* Source of Income \*  
 \* Unemployment Compensation \*  
 \*\*\*\*\*

D FINC-UC    1    71 (1:2)  
 Unemployment compensation

U All families

V            1 .Yes  
 V            2 .No

D FUCVAL     7    72 (0000000:3899961)  
 Family income - Unemployment  
 compensation

U FINC-UC = 1  
 V            0000000 .None or not in universe  
 V            .Dollar amount

DATA SIZE BEGIN

\*\*\*\*\*  
 \* Source of Income \*  
 \* Worker's Compensation \*  
 \*\*\*\*\*

D FINC-WC 1 79 (1:2)  
 Worker's compensation  
 U All families  
 V 1 .Yes  
 V 2 .No

D FWCVAL 7 80 (000000:3899961)  
 Family income - Worker's compensation  
 U FINC-WC = 1  
 V 0000000 .None or not in universe  
 V .Dollar amount

\*\*\*\*\*  
 \* Source of Income -- Social Security \*  
 \*\*\*\*\*

D FINC-SS 1 87 (1:2)  
 Social Security Benefits  
 U All families  
 V 1 .Yes  
 V 2 .No

D FSSVAL 7 88 (0000000:1169961)  
 Family income - Social Security  
 U FINC-SS = 1  
 V 0000000 .None or not in universe  
 V .Dollar amount

\*\*\*\*\*  
 \* Source of Income \*  
 \* Supplemental Security \*  
 \*\*\*\*\*

D FINC-SSI 1 95 (1:2)  
 Supplemental Security Benefits  
 U All families  
 V 1 .Yes  
 V 2 .No

D FSSIVAL 6 96 (000000:389961)  
 Family income - Supplemental Security  
 Income  
 U FINC-SSI = 1  
 V 0 .None  
 V .Dollar amount

\*\*\*\*\*  
 \* Source of Income \*  
 \* Public Assistance or Welfare \*  
 \*\*\*\*\*

D FINC-PAW 1 102 (1:2)  
 Public assistance or welfare benefits  
 U All families  
 V 1 .Yes  
 V 2 .No

D FPAWVAL 6 103 (000000:779961)  
 Family income - public assistance income  
 U FINC-PAW = 1  
 V 00000 .None  
 V .Dollar amount

\*\*\*\*\*  
 \* Source of Income -- Veterans' Benefits \*  
 \*\*\*\*\*

D FINC-VET 1 109 (1:2)  
 Veterans' Benefits  
 U All families

DATA SIZE BEGIN

V 1 .Yes  
 V 2 .No

D FVETVAL 7 110 (0000000:1169961)  
 Family income - veteran payments  
 U FINC-VET = 1  
 V 0000000 .None or not in universe  
 V .Dollar amount

\*\*\*\*\*  
 \* Source of Income -- Survivor's income \*  
 \*\*\*\*\*

D FINC-SUR 1 117 (1:2)  
 Survivor's payments  
 U All families  
 V 1 .Yes  
 V 2 .No

D FSURVAL 7 118 (0000000:3899961)  
 Family income - Survivor income  
 U FINC-SUR = 1  
 V 0000000 .None or not in universe  
 V .Dollar amount

\*\*\*\*\*  
 \* Source of Income -- Disability \*  
 \*\*\*\*\*

D FINC-DIS 1 125 (1:2)  
 Disability payments  
 U All families  
 V 1 .Yes  
 V 2 .No

D FDISVAL 7 126 (0000000:3899961)  
 Family income - Disability income  
 U FINC-DIS = 1  
 V 0000000 .None or not in universe  
 V .Dollar amount

\*\*\*\*\*  
 \* Source of Income -- Retirement Income \*  
 \*\*\*\*\*

D FINC-RET 1 133 (1:2)  
 Retirement payments  
 U All families  
 V 1 .Yes  
 V 2 .No

D FRETVAL 7 134 (0000000:3899961)  
 Family income - Retirement income  
 U FINC-RET = 1  
 V 0000000 .None or not in universe  
 V .Dollar amount

\*\*\*\*\*  
 \* Source of Income -- Interest \*  
 \*\*\*\*\*

D FINC-INT 1 141 (1:2)  
 Interest payments  
 U All families  
 V 1 .Yes  
 V 2 .No

D FINTVAL 7 142 (0000000:3899961)  
 Family income - Interest income  
 U FINC-INT = 1  
 V 0000000 .None or not in universe  
 V .Dollar amount

FAMILY RECORD

DATA SIZE BEGIN

\*\*\*\*\*  
 \* Source of Income -- Dividends \*  
 \*\*\*\*\*

D FINC-DIV 1 149 (1:2)  
 Dividend payments

U All families  
 V 1 .Yes  
 V 2 .No

D FDIIVAL 7 150 (0000000:3899961)

Family income - Dividend income  
 U FINC-DIV = 1  
 V 0000000 .None or not in universe  
 V .Dollar amount

\*\*\*\*\*  
 \* Source of Income -- Rents \*  
 \*\*\*\*\*

D FINC-RNT 1 157 (1:2)  
 Rental payments

U All families  
 V 1 .Yes  
 V 2 .No

D FRNTVAL 7 158 (-389961:3899961)

Family income - Rental income  
 U FINC-RNT = 1  
 V 0000000 .None or not in universe  
 V .Negative dollar amount  
 V .Positive dollar amount

\*\*\*\*\*  
 \* Source of Income -- Education \*  
 \*\*\*\*\*

D FINC-ED 1 165 (1:2)  
 Education benefits

U All families  
 V 1 .Yes  
 V 2 .No

D FEDVAL 7 166 (0000000:3899961)

Family income - Education income  
 U FINC-ED = 1  
 V 0000000 .None or not in universe  
 V .Dollar amount

\*\*\*\*\*  
 \* Source of Income -- Child support \*  
 \*\*\*\*\*

D FINC-CSP 1 173 (1:2)  
 Child support payments

U All families  
 V 1 .Yes  
 V 2 .No

D FCSPVAL 7 174 (0000000:3899961)

Family income - Child support  
 U FINC-CSP = 1  
 V 0000000 .None or not in universe  
 V .Dollar amount

\*\*\*\*\*  
 \* Source of Income -- Alimony \*  
 \*\*\*\*\*

D FINC-ALM 1 181 (1:2)  
 Alimony payments

U All families  
 V 1 .Yes  
 V 2 .No

DATA SIZE BEGIN

D FALMVAL 7 182 (0000000:3899961)  
 Family income - Alimony

U FINC-ALM = 1  
 V 0000000 .None or not in universe  
 V .Dollar amount

\*\*\*\*\*  
 \* Source of Income \*  
 \* Financial Assistance \*  
 \*\*\*\*\*

D FINC-FIN 1 189 (1:2)  
 Financial assistance payments

U All families  
 V 1 .Yes  
 V 2 .No

D FFINVAL 7 190 (0000000:3899961)  
 Family income - Financial assistance income

U FINC-FIN = 1  
 V 0000000 .None or not in universe  
 V .Dollar amount

\*\*\*\*\*  
 \* Source of Income -- Other income \*  
 \*\*\*\*\*

D FINC-OI 1 197 (1:2)  
 Other income payments

U All families  
 V 1 .Yes  
 V 2 .No

D FOIVAL 7 198 (0000000:3899961)  
 Family income - Other income

U FINC-OI = 1  
 V 0000000 .None or not in universe  
 V .Dollar amount

\*\*\*\*\*  
 \* Family Summary Income Values \*  
 \* and Recodes \*  
 \*\*\*\*\*

D FTOTVAL 8 205 (-389961:23399766)  
 Total family income

U All families  
 V 00000000 .None  
 V Neg Amt .Income (loss)  
 V Pos Amt .Income

D FEARNVAL 8 213 (-389961:11699883)  
 Total family earnings

U FINC-WS, FINC-SE OR FINC-FR = 1  
 V 00000000 .None  
 V Neg Amt .Income (loss)  
 V Pos Amt .Income

D FOTHVAL 8 221 (-389961:11699883)  
 Total other family income

U All other types of income except HEARNVAL  
 V 00000000 .None  
 V Neg Amt .Income (loss)  
 V Pos Amt .Income

D FTOT-R 2 229 (01:41)  
 Total family income recode

U All families  
 V 01 .Under \$2,500  
 V 02 \$.2,500 to \$4,999  
 V 03 \$.5,000 to \$7,499  
 V 04 \$.7,500 to \$9,999  
 V 05 \$.10,000 to \$12,499

DATA	SIZE	BEGIN
V	06	.\$12,500 to \$14,999
V	07	.\$15,000 to \$17,499
V	08	.\$17,500 to \$19,999
V	09	.\$20,000 to \$22,499
V	10	.\$22,500 to \$24,999
V	11	.\$25,000 to \$27,499
V	12	.\$27,500 to \$29,999
V	13	.\$30,000 to \$32,499
V	14	.\$32,500 to \$34,999
V	15	.\$35,000 to \$37,499
V	16	.\$37,500 to \$39,999
V	17	.\$40,000 to \$42,499
V	18	.\$42,500 to \$44,999
V	19	.\$45,000 to \$47,499
V	20	.\$47,500 to \$49,999
V	21	.\$50,000 to \$52,499
V	22	.\$52,500 to \$54,999
V	23	.\$55,000 to \$57,499
V	24	.\$57,500 to \$59,999
V	25	.\$60,000 to \$62,499
V	26	.\$62,500 to \$64,999
V	27	.\$65,000 to \$67,499
V	28	.\$67,500 to \$69,999
V	29	.\$70,000 to \$72,499
V	30	.\$72,500 to \$74,999
V	31	.\$75,000 to \$77,499
V	32	.\$77,500 to \$79,999
V	33	.\$80,000 to \$82,499
V	34	.\$82,500 to \$84,999
V	35	.\$85,000 to \$87,499
V	36	.\$87,500 to \$89,999
V	37	.\$90,000 to \$92,499
V	38	.\$92,500 to \$94,999
V	39	.\$95,000 to \$97,499
V	40	.\$97,500 to \$99,999
V	41	.\$100,000 and over

DATA	SIZE	BEGIN
D FSPANISH	1	231 (1:2)
		Reference person or spouse of Spanish origin
U All families		
V	1	.Yes
V	2	.No
D FILLER	1	232
		Blank Filler
*****		
		* March Supplement Family Weight *
*****		
D FSUP-WGT	8	233 (00000000:99999999)
		Householder or reference person weight (2 implied decimal)
U All families		
V	000000-	.(2 implied decimal places) 999999 .
D FFPOSOLD	2	241
		Trailer portion of unique household ID. 00 for HH record. Same function in Family record is field FFPOSOLD (41-79). Same function in Person record is PPPOSOLD (01-39)
U All families		
D FILLER	414	243
		Blank Filler





# CURRENT POPULATION SURVEY, MARCH 1991 DATA DICTIONARY

## PERSON RECORD

DATA	SIZE	BEGIN	
D PRECORD	1	1 (3:3)	
U All persons			
V	3	.Person record	
D PH-SEQ	5	2 (00001:99999)	
		Household sequence number	
U All persons			
V	00001-99999	.Household sequence number	
D PPPOS	2	7 (41:79)	
		Trailer portion of unique household ID.	
		00 Household record. Same function in	
		Family record is field FFPOS (01-39).	
		Same function in Person record is PPPOS	
		(41-79)	
*****			
*		Edited adult control card items	*
*****			
D A-LINENO	2	9 (01:39)	
		Item 18A - Line number	
U All persons			
V	01-39	.Line number	
D A-PARENT	2	11 (00:39)	
		Item 18C - Parent's line number	
U All persons			
V	00	.None	
V	01-39	.Parent's line number	
D A-EXPRRP	2	13 (01:14)	
		Expanded Relationship code	
U All persons			
V	01	.Reference person with relatives	
V	02	.Reference person without	
		.relatives	
V	03	.Husband	
V	04	.Wife	
V	05	.Natural/adopted child	
V	06	.Step child	
V	07	.Grandchild	
V	08	.Parent	
V	09	.Brother/sister	
V	10	.Other relative	
V	11	.Foster child	
V	12	.Nonrelative with relatives	
V	13	.Partner/roommate	
V	14	.Nonrelative without relatives	
D A-AGE	2	15 (00:90)	
		Item 18D - Age	
U All persons			
V	00-90	.Years of age and over	
D A-MARITL	1	17 (1:7)	
		Item 18E - Marital status	
U All persons			
V	1	.Married - civilian spouse	
		.present	
V	2	.Married - af spouse present	
V	3	.Married - spouse absent (exc	
		.separated)	
V	4	.Widowed	
V	5	.Divorced	
V	6	.Separated	
V	7	.Never married	

DATA	SIZE	BEGIN	
D A-SPOUSE	2	18 (00:39)	
		Item 18F - Spouse's line number	
U All persons			
		00 .None or children	
V	01-39	.Spouse's line number	
D A-SEX	1	20 (1:2)	
		Item 18G - Sex	
U All persons			
V	1	.Male	
V	2	.Female	
D A-VET	1	21 (0:6)	
		Veteran Status	
V	0	.Children or Armed Forces	
U All persons			
V	1	.Vietnam	
V	2	.Korean war	
V	3	.World war II	
V	4	.World war I	
V	5	.Other service	
V	6	.Nonveteran	
D A-HGA	2	22 (00:18)	
		Item 18H - Highest grade attended	
U All persons			
V	00	.None , kindergarten or children	
V	01	.E1	
V	02	.E2	
V	03	.E3	
V	04	.E4	
V	05	.E5	
V	06	.E6	
V	07	.E7	
V	08	.E8	
V	09	.H1	
V	10	.H2	
V	11	.H3	
V	12	.H4	
V	13	.C1	
V	14	.C2	
V	15	.C3	
V	16	.C4	
V	17	.C5	
V	18	.C6+	
D A-HGC	1	24 (0:2)	
		Item 18I - Grade completed	
U All persons			
V	0	.Children	
V	1	.Yes	
V	2	.No	
D A-RACE	1	25 (1:5)	
		Item 18J - Race	
U All persons			
V	1	.White	
V	2	.Black	
V	3	.Amer Indian, Aleut Eskimo	
V	4	.Asian or Pacific Islander	
V	5	.Other	

PERSON RECORD

```

DATA      SIZE  BEGIN
*****
*   Person Recodes   *
*****
D P-STAT   1    26 (1:3)
    Status of person identifier
U All persons
V         1 .Civilian 15+
V         2 .Armed forces
V         3 .Children 0 - 14

D A-REORGN  2    27 (01:10)
    Item 18K - Origin
U All persons
V         01 .Mexican American
V         02 .Chicano
V         03 .Mexican (Mexicano)
V         04 .Puerto Rican
V         05 .Cuban
V         06 .Central or South American
V         07 .Other Spanish
V         08 .All other
V         09 .Don't know
V         10 .NA

D A-FAMNUM  2    29 (00:19)
    Family number
U All persons
V         00 .Not a family member
V         01 .Primary family member only
V         02-19 .Subfamily member

D A-FAMTYP  1    31 (1:5)
    Family type
U All persons
V         1 .Primary family
V         2 .Nonfamily householder
V         3 .Related subfamily
V         4 .Unrelated subfamily
V         5 .Secondary individual

D A-FAMREL  1    32 (0:4)
    Family relationship
U All persons
V         0 .Not a family member
V         1 .Reference person
V         2 .Spouse
V         3 .Child
V         4 .Other relative (primary family
            .and unrelated subfamily only)

D A-PFREL  1    33 (0:5)
    Primary family relationship
U All persons
V         0 .Not in primary family
V         1 .Husband
V         2 .Wife
V         3 .Own child
V         4 .Other relative
V         5 .Unmarried reference person

D HHDREL   1    34 (1:8)
    Detailed household summary
    in household
U All persons
V         1 .Householder
V         2 .Spouse of householder
    Child of householder:
V         3 .Under 18 years, single
            .(never married)
V         4 .Under 18 years, ever married
V         5 .18 years and over
    Other householder
V         6 .Other relative of householder
V         7 .Nonrelative of householder
    
```

```

DATA      SIZE  BEGIN
    In group quarters:
V         8 .Secondary individual

D FAMREL   2    35 (01:11)
    Family relationship - primary and
    unrelated subfamily only
U All persons
V         01 .Reference person of family
V         02 .Spouse of reference person
    Child of reference person
V         03 .Under 18 years, single
            .(never married)
V         04 .Under 18 years, ever married
V         05 .18 years and over
    Grandchild of reference person
V         06 .Grandchild of reference person
    Other relative in family of reference
    person
V         07 .Under 18 years, single
            .(never married)
V         08 .Under 18 years, ever married
V         09 .18 years and over
    Not in a family - Unrelated individual
V         10 .Nonfamily householder
V         11 .Secondary individual

D HHDFMX   2    37 (01:51)
    Detailed household and family status
    in household
    in primary family
U All persons
V         01 .Householder
V         02 .Spouse of householder
    Child of householder
    Under 18, single (never married)
V         03 .Reference person of subfamily
V         04 .Not in a subfamily
    Under 18, ever-married
V         05 .Reference person of subfamily
V         06 .Spouse of subfamily reference
            .person
V         07 .Not in a subfamily
    18 years and over, single (never
    married)
V         08 .Reference person of a subfamily
V         09 .Not in a subfamily
    18 years and over, ever-married
V         10 .Reference person of subfamily
V         11 .Spouse of subfamily reference
            .person
V         12 .Not in a subfamily
    Stepchild of householder
    Under 18, single (never married)
V         13 .Reference person of subfamily
V         14 .Not in a subfamily
    Under 18, ever-married
V         15 .Reference person of subfamily
V         16 .Spouse of subfamily reference
            .person
V         17 .Not in a subfamily
    18 years and over, single (never
    married)
V         18 .Reference person of
            .a subfamily
V         19 .Not in a subfamily
    18 years and over, ever-married
V         20 .Reference person of subfamily
V         21 .Spouse of subfamily reference
            .person
V         22 .Not in a subfamily
    
```

DATA	SIZE	BEGIN
		Grandchild of householder
		Under 18, single (never married)
V	23	.Reference person of subfamily
V	24	.Child of a subfamily reference person
V	25	.Not in a subfamily
		Under 18, ever-married
V	26	.Reference person of subfamily
V	27	.Spouse of subfamily reference person
V	28	.Not used
V	29	.Not in a subfamily
		18 years and over, single (never married)
V	30	.Reference person of a subfamily
V	31	.Not in a subfamily
		18 years and over, ever-married
V	32	.Reference person of subfamily
V	33	.Spouse of subfamily reference person
V	34	.Not in a subfamily
		Other relative of householder
		Under 18, single (never married)
V	35	.Reference person of subfamily
V	36	.Child of subfamily reference person
V	37	.Not in a subfamily
		Under 18, ever married
V	38	.Reference person of subfamily
V	39	.Spouse of subfamily reference person
V	40	.Not in a subfamily
		18 years and over, single (never married)
V	41	.Reference person of a subfamily
V	42	.Not in a subfamily
		18 years and over, ever-married
V	43	.Reference person of subfamily
V	44	.Spouse of subfamily reference person
V	45	.Not in a subfamily
		In unrelated subfamily
V	46	.Reference person of unrelated subfamily
V	47	.Spouse of unrelated subfamily reference person
		Child less than or equal to 18, single (never-married) of unrelated subfamily
V	48	.Reference person
V	49	.Nonfamily householder
V	50	.Secondary individual
V	51	.In group quarters: secondary individuals
D PARENT	1	39 (0:4)
		Family members under 18 (excludes reference person and spouse if under 18)
V	0	.Not in universe
V		.presence of parents
V	1	.Both parents present
V	2	.Mother only present
V	3	.Father only present
V	4	.Neither parent present
D AGE1	2	40 (00:17)
		Age recode - Persons 15+ years
V	00	.Not in universe
V	01	.15 years
V	02	.16 and 17 years
V	03	.18 and 19 years
V	04	.20 and 21 years
V	05	.22 to 24 years
V	06	.25 to 29 years
V	07	.30 to 34 years

DATA	SIZE	BEGIN
V	08	.35 to 39 years
V	09	.40 to 44 years
V	10	.45 to 49 years
V	11	.50 to 54 years
V	12	.55 to 59 years
V	13	.60 to 61 years
V	14	.62 to 64 years
V	15	.65 to 69 years
V	16	.70 to 74 years
V	17	.75 years and over
D SCHL1	2	42 (00:10)
		Years of school completed
V	00	.Not in universe
V	01	.None - did not finish E1
V	02	.Elementary 1-4
V	03	.5-7
V	04	.8
V	05	.High school 1-3
V	06	.4
V	07	.College 1-3
V	08	.4
V	09	.5
V	10	.6+
D PHF-SEQ	2	44 (01:39)
		Pointer to the sequence number of own family record in household. (Related subfamily members point to related subfamily record.)
U		All persons
D PF-SEQ	2	46 (01:39)
		Pointer to the sequence number of family record in household. (Related subfamilies point to primary family.)
U		All persons
D PRNT-PTR	2	48 (01:39)
		Sequence number of parent in HHLD
*****		
*		Basic CPS Weighs *
*****		
D A-FNLWGT	8	50 (00000000:99999999)
		Final weight (2 implied decimal places)
U		All persons
V	00000000	.Supplemental spanish sample
V	00000001	-.March basic sample
V	99999999	.
D A-ERNLWT	8	58 (00000000:99999999)
		Earnings/not in labor force weight
U		H-MIS = 4 or 8
V	00000000	.Not in universe or children and Armed Forces
V	00000001-	.(2 implied decimal places)
V	99999999	.
*****		
*		March Supplement Person Weights *
*****		
D MARSUPWT	8	66 (00000000:99999999)
		March supplement final weight (2 implied decimal places)
U		All persons
V	000000-	.(2 implied decimal places)
V	999999	.decimal places)

PERSON RECORD

DATA            SIZE   BEGIN

\*\*\*\*\*

\*    Edited Labor Force Items            \*

\*\*\*\*\*

D A-MAJACT    1    74 (0:8)  
     Item 19 - What was ... doing most of  
     last week

U All persons

V        0 .Children or Armed Forces

V        1 .Working

V        2 .With job but not at work

V        3 .Looking for work

V        4 .Keeping house

V        5 .Going to school

V        6 .Unable to work

V        7 .Retired

V        8 .Other

D A-ANYWK     1    75 (0:2)  
     Item 20 - Did ... do any work at all  
     last week, not counting work around  
     the house

U A-MAJACT (I-19) = 2,3,4,5,7,8 (NE 1,6)

V        0 .Not in universe or children  
         .or Armed Forces

V        1 .Yes

V        2 .No

D A-HRS1      2    76 (00:99)  
     Item 20A - How many hrs did ... work  
     last week at all jobs

U A-MAJACT (I-19) = 1  
     or A-ANYWK (I-20) = yes

V        00 .Not in universe or children  
         .or Armed Forces

V        01:99 .Number of hrs

D A-HRSCHK    1    78 (0:3)  
     Item 20B - Interviewer check of itm 20A

U Same as A-HRS1 (I-20A)

V        0 .Not in universe or children  
         .or Armed Forces

V        1 .49+

V        2 .1-34

V        3 .35-48

D A-USLFT     1    79 (0:2)  
     Item 20C - Does ... usually work 35 hrs  
     or more a week at this job (part 1)

U A-HRSCHK (I-20B) = 2

V        0 .Not in universe or children  
         .or Armed Forces

V        1 .Yes

V        2 .No

D A-FTREAS    2    80 (00:15)  
     Item 20C - What is the reason ...  
     (worked/usually works) less than  
     35 hours (last week/a week)

U H-HRSCHK (I-20B) = 2

V        00 .Not in universe or children  
         .or Armed Forces

V        01 .Slack work

V        02 .Material shortage

V        03 .Plant or machine repair

V        04 .New job started during week

V        05 .Job terminated during week

V        06 .Could find only part time  
         work

V        07 .Holiday

V        08 .Labor dispute

V        09 .Bad weather

V        10 .Own illness

V        11 .On vacation

V        12 .Too busy with house, school,

DATA            SIZE   BEGIN

                 .etc.

V        13 .Did not want full time work

V        14 .Full-time work weeks less  
         .than or equal to 35 hrs

V        15 .Other

D A-LOSTIM    1    82 (0:2)  
     Item 200 - Did ... lose any time or take  
     any time off last week for any reason  
     such as illness, holiday or slack work

U A-HRSCHK (I-20B) = 3

V        0 .Not in universe or children  
         .or Armed Forces

V        1 .Yes

V        2 .No

D A-OVRTIM    1    83 (0:2)  
     Item 20E - Did ... work any overtime  
     or at more than one job last week

U A-LOSTIM (I-200) = 2

V        0 .Not in universe or children  
         .and Armed Forces

V        1 .Yes

V        2 .No

D A-JOBABS    1    84 (0:2)  
     Item 21 - Did ... have a job or  
     business from which he/she was  
     temporarily absent or on layoff last  
     week

U A-ANYWK (I-20) = 2

V        0 .Not in universe or children  
         .or Armed Forces

V        1 .Yes

V        2 .No

D A-WHYABS    1    85 (0:8)  
     Item 21A - Why was ... absent from work  
     last week

U A-JOBABS (I-21) = 1

V        0 .Not in universe or children  
         .or Armed Forces

V        1 .Own illness

V        2 .On vacation

V        3 .Bad weather

V        4 .Labor dispute

V        5 .New job to begin within 30 days

V        6 .Temporary layoff (under 30  
         .days)

V        7 .Indefinite layoff (30 days  
         .or more)

V        8 .Other

D A-PAYABS    1    86 (0:3)  
     Item 21B - Is ... receiving wages or  
     salary for any of the time off last  
     week

U A-WHYABS (I-21A) = 1-4, 8

V        0 .Not in universe or children  
         .or Armed Forces

V        1 .Yes

V        2 .No

V        3 .Self-employed

D A-FTABS     1    87 (0:2)  
     Item 21C - Does ... usually work  
     35 hours or more a week at this job

U A-WHYABS (I-21A) = 1-4, 8

V        0 .Not in universe or children  
         .or Armed Forces

V        1 .Yes

V        2 .No

DATA	SIZE	BEGIN	DATA	SIZE	BEGIN
D A-LKWK	1	88 (0:2)	V	5	.Change in home or family responsibilities
		Item 22 - Has ... been looking for work during the past 4 weeks	V	6	.Left military service
U A-JOBABS (I-21) = 2			V	7	.Other
V	0	.Not in universe or children .or Armed Forces	D A-WKSLK	2	97 (00:99)
V	1	.Yes			Item 22C -
V	2	.No			1) How many weeks has ... been looking for work
*****					
* Item 22A - What has ... been doing in the last 4 weeks to find work					2) How many weeks ago did ...start looking
* Method use - multiple entries possible					3) How many weeks ago was ...laid off
*****					
D A-MTHD1	1	89 (0:1)	U A-WHYLK (I-22B) = entry or A-WHYABS (I-21A) = 6 or 7		
		Checked with public employment agency	V	00	.Not in universe or children .or Armed Forces
U A-LKWK (I-22) = 1			V	01-99	.Entry
V	0	.Not in universe or children .or Armed Forces or no entry	D A-LKFTPT	1	99 (0:2)
V	1	.Entry			Item 22D - Has ... been looking for full-time or or part-time work
D A-MTHD2	1	90 (0:1)	U Same as A-WKSLK (I-22C)		
		Checked with private employment agency	V	0	.Not in universe or children .or Armed Forces
U A-LKWK (I-22) = 1			V	1	.Full-time
V	0	.Not in universe or children .or Armed Forces or no entry	V	2	.Part-time
V	1	.Entry	D A-AVAIL	1	100 (0:2)
D A-MTHD3	1	91 (0:1)			Item 22E1 - Could ... have taken a job if one had been offered
		Checked with employer directly	U Same as A-WKSLK (I-22C)		
U A-LKWK (I-22) = 1			V	0	.Not in universe or children .or Armed Forces
V	0	.Not in universe or children .or Armed Forces or no entry	V	1	.Yes
V	1	.Entry	V	2	.No
D A-MTHD4	1	92 (0:1)	D A-WHYNA	1	101 (0:4)
		Checked with friends or relatives			Item 22E2- Why not
U A-LKWK (I-22) = 1			U A-AVAIL (I-22E1) = 2		
V	0	.Not in universe or children .or Armed Forces or no entry	V	0	.Not in universe or children .or Armed Forces
V	1	.Entry	V	1	.Already has a job
D A-MTHD5	1	93 (0:1)	V	2	.Temporary illness
		Placed or answered ads	V	3	.Going to school
U A-LKWK (I-22) = 1			V	4	.Other
V	0	.Not in universe or children .or Armed Forces or no entry	D A-WHENLJ	1	102 (0:5)
V	1	.Entry			Item 22F - When did ... last work at a full-time job or business lasting 2 consecutive weeks or more
D A-MTHD6	1	94 (0:1)	U Same as A-WKSLK (I-22C)		
		Nothing	V	0	.Not in universe or children .or Armed Forces
U A-LKWK (I-22) = 1			V	1	.In last 12 months
V	0	.Not in universe or children .or Armed Forces or no entry	V	2	.1-5 years ago
V	1	.Entry	V	3	.More than 5 years ago
D A-MTHD7	1	95 (0:1)	V	4	.Never worked full time .2 weeks or more
		Other	V	5	.Never worked at all
U A-LKWK (I-22) = 1			*****		
V	0	.Not in universe or children .and Armed Forces	* See Industry and Occupation Code		*
V	1	.Entry	* Appendix for list of legal codes		*
*****					
D A-WHYLK	1	96 (0:7)	D A-IND	3	103 (000:991)
		Item 22B - Why did ... start looking for work was it because ...			Item 23B - Industry
U A-LKWK (I-22) = 1			U A-CLSWKR = 1-7		
		or A-WHYABS (I-21A) = 5	V	000	.Old not in universe or children .and Armed Forces
V	0	.Not in universe or children .or Armed Forces	V	010-991	.See Industry Code Appendix A1 for list of legal codes.
V	1	.Lost job			
V	2	.Quit job			
V	3	.Left school			
V	4	.Wanted temporary work			

## PERSON RECORD

DATA            SIZE   BEGIN

D A-OCC            3    106 (00:905)  
  Item 23C - Occupation

U A-CLSWKR = 1-7

V            000 .Old not in universe or children  
                  .and Armed Forces

V    003-905 .See Occupation Code

V                    .Appendix B1 for list of

V                    .legal codes.

D A-CLSWKR        1    109 (0:8)  
  Item 23E - Class of worker

U A-LFSR = 1-3 or A-LFSR = 4-7;  
  and A-NLFROT = 2 and A-NLFLJ = 1-5

V            0 .Not in universe or children  
                  .or Armed Forces

V            1 .Private

V            2 .Federal government

V            3 .State government

V            4 .Local government

V            5 .Self-employed-incorporated

V            6 .Self-employed-not incorporated

V            7 .Without pay

V            8 .Never worked

D PPOSOLD        2    110 (01:39)  
  Trailer portion of unique household ID  
  00 for HH Record. Same function in  
  Family Record is filed FFPOSOLD (41-79)  
  Same function in Person Record is  
  PPOSOLD (01-39)

D A-NLFLJ        1    112 (0:7)  
  Item 24A - When did ... last work for  
  pay at a regular job or business, either  
  full-time or part-time

U A-NLFROT (I-24) = 2

V            0 .Not in universe or children  
                  .or Armed Forces

V            1 .Within past 12 months

V            2 .1 up to 2 years ago

V            3 .2 up to 3 years ago

V            4 .3 up to 4 years ago

V            5 .4 up to 5 years ago

V            6 .5 or more years ago

V            7 .Never worked

D A-WHYLFT       1    113 (0:8)  
  Item 24B - Why did ... leave that job

U A-NLFLJ (I-24A) = 1-5

V            0 .Not in universe or children  
                  .or Armed Forces

V            1 .Personal, family or school

V            2 .Health

V            3 .Retirement or old age

V            4 .Seasonal job completed

V            5 .Slack work or business  
                  .conditions

V            6 .Temporary nonseasonal job  
                  .completed

V            7 .Unsatisfactory work  
                  .arrangements

V            8 .Other

D A-WANTJB       1    114 (0:4)  
  Item 24C - Does ... want a regular job  
  now, either full or part-time

U A-NLFROT (I-24) = 2

V            0 .Not in universe or children  
                  .or Armed Forces

V            1 .Yes

V            2 .Maybe-it depends

V            3 .No

V            4 .Don't know

DATA            SIZE   BEGIN

\*\*\*\*\*

\* Item 24D - What are the reasons ... is \*  
\* not looking for work (multiple entries \*  
\* possible) \*  
\* (For A-WHYNL1-9 and A-WHYNLA-B) \*  
\*\*\*\*\*

D A-WHYNL1       1    115 (0:1)  
  Believes no work available

U A-WANTJB (I-24C) = 1 or 2

V            0 .Not in universe or children  
                  .or Armed Forces or no entry

V            1 .Entry

D A-WHYNL2       1    116 (0:1)  
  Couldn't find any work

U A-WANTJB (I-24C) = 1 or 2

V            0 .Not in universe or children  
                  .or Armed Forces or no entry

V            1 .Entry

D A-WHYNL3       1    117 (0:1)  
  Lacks necessary schooling, etc.

U A-WANTJB (I-24C) = 1 or 2

V            0 .Not in universe or children  
                  .or Armed Forces or no entry

V            1 .Entry

D A-WHYNL4       1    118 (0:1)  
  Employers think too young or too old

U A-WANTJB (I-24C) = 1 or 2

V            0 .Not in universe or children  
                  .or Armed Forces or no entry

V            1 .Entry

D A-WHYNL5       1    119 (0:1)  
  Other personal handicap in finding job

U A-WANTJB (I-24C) = 1 or 2

V            0 .Not in universe or children  
                  .or Armed Forces or no entry

V            1 .Entry

D A-WHYNL6       1    120 (0:1)  
  Can't arrange child care

U A-WANTJB (I-24C) = 1 or 2

V            0 .Not in universe or children  
                  .or Armed Forces or no entry

V            1 .Entry

D A-WHYNL7       1    121 (0:1)  
  Family responsibilities

U A-WANTJB (I-24C) = 1 or 2

V            0 .Not in universe or children  
                  .or Armed Forces or no entry

V            1 .Entry

D A-WHYNL8       1    122 (0:1)  
  In school or other training

U A-WANTJB (I-24C) = 1 or 2

V            0 .Not in universe or children  
                  .or Armed Forces or no entry

V            1 .Entry

D A-WHYNL9       1    123 (0:1)  
  Ill health

U A-WANTJB (I-24C) = 1 or 2

V            0 .Not in universe or children  
                  .or Armed Forces or no entry

V            1 .Entry

DATA	SIZE	BEGIN
D A-WHYNLA	1	124 (0:1)
Other		
U A-WANTJB (I-24C) = 1 or 2		
V	0	.Not in universe or children .or Armed Forces or no entry
V	1	.Entry
D A-WHYNLB	1	125 (0:1)
Don't know		
V	0	.Not in universe or children .or Armed Forces or no entry
V	1	.Entry
D A-INTEND	1	126 (0:4)
Item 24E - Does ... intend to look for work of any kind in the next 12 months		
U A-NLFROT (I-24) = 2		
V	0	.Not in universe or children .and Armed Forces
V	1	.Yes
V	2	.It depends
V	3	.No
V	4	.Don't know
D FILLER	1	127
Blank Filler		
*****		
* Edited Earnings Items *		
*****		
D A-USLHRS	2	128 (00:99)
Item 25A - How many hrs per week does ... usually work at this job		
U A-EARNRT (I-25) = 2		
V	00	.None, not in universe or .children or Armed Forces
V	01-99	.Entry
D A-HRLYWK	1	130 (0:2)
Item 25B - is ... paid by the hour on this job		
U A-EARNRT (I-25) = 2		
V	0	.Not in universe or children .and Armed Forces
V	1	.Yes
V	2	.No
D A-HRSPAY	4	131 (0000:9999)
Item 25C How much does ... earn per hour		
U A-HRLYWK (I-25B) = 1		
V	0000	.Not in universe or children .or Armed Forces
V	0001-9999	.Entry (2 implied decimal .places)
D A-GRSWK	4	135 (0000:1923)
Item 25D - How much does ... usually earn per week at this job before deductions? For hourly workers, subject to topcoding, the higher of either the amount of item 25A times item 25C or the actual item 25D entry will be present.		
U A-EARNRT (I-25) = 2		
V	0000	.Not in universe or children .or Armed Forces
V	0001-1923	.Entry
D A-UNMEM	1	139 (0:2)
Item 25E - On this job, is ... a member of a labor union or of an employee association similar to a union		

DATA	SIZE	BEGIN
U A-EARNRT (I-25) = 2		
V	0	.Not in universe or children .or Armed Forces
V	1	.Yes
V	2	.No
D A-UNCOV	1	140 (0:2)
Item 25F - On this job, is ... covered by a union or employee association contract		
U A-UNMEM (I-25E) = 2		
V	0	.Not in universe or children .or Armed Forces
V	1	.Yes
V	2	.No
D A-ENRCHK	1	141 (0:2)
Item 26 - Interviewer check item		
U All persons		
V	0	.Children or Armed Forces
V	1	.This person is 16-24 years of age
V	2	.All others
D A-ENRLW	1	142 (0:2)
Item 26A1 - Last week was ... attending or enrolled in a high school, college or university		
U A-ENRCHK (I-26) = 1		
V	0	.Not in universe or children .or Armed Forces
V	1	.Yes
V	2	.No
D A-HSCOL	1	143 (0:2)
Item 26A2		
U A-ENRLW (I-26A1) = 1		
V	0	.Not in universe or children .or Armed Forces
V	1	.High school
V	2	.College or university
D A-FTPT	1	144 (0:2)
Item 26B - Is ... enrolled in school as a full-time or part-time student		
U A-ENRLW (I-26A1) = 1		
V	0	.Not in universe or children .or Armed Forces
V	1	.Full time
V	2	.Part time
*****		
* Labor Force Person Recodes *		
*****		
D A-LFSR	1	145 (0:7)
Labor force status recode		
U All persons		
V	0	.Children or Armed Forces
V	1	.Working
V	2	.With job, not at work
V	3	.Unemployed, looking for work
V	4	.Unemployed, on layoff
V	5	.NILF - working w/o pay less .than or equal to 15 hrs; .Temp absent from w/o pay job
V	6	.NILF - unavailable
V	7	.Other NILF

## PERSON RECORD

DATA	SIZE	BEGIN	DATA	SIZE	BEGIN
D A-UNTYPE	1	146 (0:5)	D FILLER	1	154
Reason for unemployment			Blank Filler		
U A-LFSR = 3 or 4			D A-MJIND	2	155 (00:23)
V 0 .Not in universe or children			Major industry code		
.or Armed Forces			U A-CLSWKR = 1-7		
V 1 .Job loser - on layoff			V 00 .Not in universe or children		
V 2 .Other job loser			V 01 .Agriculture		
V 3 .Job leaver			V 02 .Mining		
V 4 .Re-entrant			V 03 .Construction		
V 5 .New entrant			Manufacturing		
D A-NLFREA	2	147 (00:11)	V 04 .Manufacturing-durable goods		
Current activity/reason not looking			V 05 .Manufacturing-nondurable goods		
for work			Transportation,communications,and other		
U LFSR = 5, 6 or 7 and MIS = 4 or 8			public utilities		
V 00 .Not in universe or children			V 06 .Transportation		
.or Armed Forces			V 07 .Communications		
V 01 .School			V 08 .Utilities and sanitary services		
V 02 .Ill, disabled			Wholesale and retail trade		
V 03 .Keeping house			V 09 .Wholesale trade		
V 04 .Retired or old age			V 10 .Retail trade		
V 05 .No desire			V 11 .Finance,insurance and real		
V 06 .Employers think too young			.estate		
.or old			Services (12-20)		
V 07 .Lacks education or training			V 12 .Private household		
V 08 .Other personal reason			Miscellaneous services		
V 09 .Could not find work			V 13 .Business and repair		
V 10 .Thinks no job available			V 14 .Personal services, except		
V 11 .Other			.private household		
D A-WKSTAT	1	149 (0:7)	V 15 .Entertainment		
Full/part-time status			Professional and related services		
U All persons			V 16 .Hospital		
V 0 .Children or Armed Forces			V 17 .Medical, except hospital		
V 1 .Not in labor force			V 18 .Educational		
V 2 .Full-time schedules			V 19 .Social services		
V 3 .Part-time for economic			V 20 .Other professional		
.reasons, usually full-time			V 21 .Forestry and fisheries		
V 4 .Part-time for non-economic			V 22 .Public administration		
.reasons, usually part-time			V 23 .Armed Forces		
V 5 .Part-time for economic reasons,			D A-DTIND	2	157 (00:51)
.usually part-time			Detailed industry recode		
V 6 .Unemployed full-time			See Appendix A2 for list of legal codes		
V 7 .Unemployed part-time			U A-CLSWKR = 1-7		
D A-EXPLF	1	150 (0:2)	V 00 .Not in universe or children		
Experienced labor force employment			.or Armed Forces		
status			D A-MJOCC	2	159 (00:15)
U A-COW NE 8			Major occupation code		
V 0 .Not in experienced labor force			U A-CLSWKR = 1-7		
V 1 .Employed			V 00 .Not in universe or children		
V 2 .Unemployed			.or Armed Forces		
D A-WKSCH	1	151 (0:4)	Managerial and professional		
Labor force by time worked or lost			V 01 .Executive, admin. and managerial		
U All			V 02 .Professional specialty		
V 0 .Not in universe			Technical, sales and admin. support		
V 1 .At work			V 03 .Technicians and related support		
V 2 .With job, not at work			V 04 .Sales		
V 3 .Unemployed, seeks full-time			V 05 .Administrative support, incl.		
V 4 .Unemployed, seeks part-time			.clerical		
D A-CIVLF	1	152 (0:1)	Service		
Civilian labor force			V 06 .Private household		
V 0 .Not in universe or children			V 07 .Protective service		
.or Armed Forces			V 08 .Other service		
V 1 .In universe			V 09 .Precision production, craft and		
D A-FTLF	1	153 (0:1)	.repair		
Full-time labor force			Operators, fabricators and laborers		
U Full-time			V 10 .Machine operators, assemblers and		
V 0 .Not in universe or children			.inspectors		
.or Armed Forces			V 11 .Transportation and material moving		
V 1 .In universe			V 12 .Handlers, equip. cleaners, etc.		
			V 13 .Farming, forestry and fishing		
			V 14 .Armed Forces		
			V 15 .No previous experience - never		
			.worked		



DATA            SIZE   BEGIN

D A-DTOCC       2    161 (00:46)  
     Detailed occupation recode  
     See Appendix B2 for list of legal codes  
 U A-CLSWKR = 1-7  
 V            00 .Not in universe for children  
               .or Armed Forces

D A-ERNEL       1    163 (0:1)  
     Earnings eligibility flag  
 U All persons  
 V            0 .Not earnings eligible  
 V            1 .Earnings eligible

D A-RCOW        1    164 (0:7)  
     Class of worker recode  
 U All persons  
 V            0 .Not in universe or children  
               .or Armed Forces  
 V            1 .Private  
 V            2 .Federal  
 V            3 .State  
 V            4 .Local  
 V            5 .Self-employment-  
               .unincorporated  
 V            6 .Without pay  
 V            7 .Never worked

\*\*\*\*\*  
 \* The following items are from the March \*  
 \* supplement 665 questionnaire        \*  
 \* Edited work experience items -       \*  
 \* all persons 15+ years                \*  
 \*\*\*\*\*

D WORKYN        1    165 (0:2)  
     Item 29A  
     Did ... work at a job or business at any  
     time during 19..  
 U All persons  
     0 .Not in universe or children  
 V            1 .Yes  
 V            2 .No

D WTEMP        1    166 (0:2)  
     Item 29B  
     Did ... do any temporary, part-time,  
     or seasonal work even for a few days  
     during 19..  
 U WORKYN = 2  
 V            0 .Not in universe or children  
 V            1 .Yes  
 V            2 .No

D NWLOOK        1    167 (0:2)  
     Item 30  
     Even though ... did not work in 19..  
     did spend any time trying to find  
     a job or on layoff  
 U WTEMP = 2  
 V            0 .Not in universe or children  
 V            1 .Yes  
 V            2 .No

D NWLKWK        2    168 (00:52)  
     Item 31  
     How may different weeks was ... looking  
     for work or on layoff  
 U WTEMP = 2  
 V            00 .Not in universe or children  
 V            01 .1 week  
               ...  
 V            52 .52 weeks

DATA            SIZE   BEGIN

D RSNNOTW       1    170 (0:6)  
     Item 32  
     What was the main reason ... did not  
     work in 19..  
 U WTEMP = 2  
 V            0 .Not in universe  
 V            1 .Ill or disabled  
 V            2 .Retired  
 V            3 .Taking care of home or family  
 V            4 .Going to school  
 V            5 .Could not find work  
 V            6 .Other

D WKSWORK       2    171 (00:52)  
     Item 33  
     During 19.. in how many weeks did ...  
     work even for a few hours?  
     Include paid vacation and sick leave  
     as work  
 U WORKYN = 1 or WTEMP = 1  
 V            00 .Not in universe  
 V            01 .1 week  
               ...  
 V            52 .52 weeks

D WKCHECK       1    173 (0:3)  
     Item 34  
     Interviewer check item - number of  
     weeks in item 33 is  
 U WKSWORK = 1+  
 V            0 .Not in universe  
 V            1 .1-49 weeks  
 V            2 .50-51 weeks  
 V            3 .52 weeks

D LOSEWKS       1    174 (0:2)  
     Item 35  
     Did ... lose any full weeks of work in  
     19.. because was on layoff  
     from a job or lost a job  
 U WKSWORK = 50, 51  
 V            0 .Not in universe  
 V            1 .Yes  
 V            2 .No

D LKNONE        1    175 (0:1)  
     Item 36  
     You said... worked about (entry in  
     item 33) weeks in 19..  
     How many of the remaining (52 minus  
     entry in item 33) weeks was ... looking  
     for work or on layoff from a job  
 U WKSWORK = 1-49  
 V            0 .Not in universe  
 V            1 .No weeks looking for work  
               .or on layoff

D LKWEES        2    176 (00:51)  
     Item 36  
     How many weeks was ... looking for  
     work or on layoff from a job  
 U WKSWORK = 1-49  
 V            00 .Not in universe  
 V            01 .01 weeks  
               ...  
 V            51 .51 weeks

PERSON RECORD

DATA            SIZE BEGIN

D LKSTRCH      1    178 (0:3)  
 Item 37  
 Were the (entry in item 36) weeks ...  
 was looking for work (or on layoff)  
 all in one stretch

U Entry in LKWEEKS

V            0 .Not in universe  
 V            1 .Yes, 1 stretch  
 V            2 .No, 2 stretches  
 V            3 .No, 3 plus stretches

D PYRSN        1    179 (0:6)  
 Item 38  
 What was the main reason ... was not  
 working or looking for work in the  
 remaining weeks of 19..

U Sum of entries in WKSWORK and LKWEEKS  
 add to a number less  
 than 52

V            0 .Not in universe  
 V            1 .Ill or disabled  
 V            2 .Taking care of home  
 V            3 .Going to school  
 V            4 .Retired  
 V            5 .No work available  
 V            6 .Other

D PHMEMPRS    1    180 (0:3)  
 Item 39  
 For how many employers did ... work  
 in 19..? If more than one at same  
 time, only count it as one employer

U WKSWORK = 1+

V            0 .Not in universe  
 V            1 .1 employer  
 V            2 .2  
 V            3 .3 plus

D HRSWK        2    181 (00:99)  
 Item 40  
 In the weeks that ... worked how may  
 hours did ... usually work per week

U WKSWORK = 1+

V            00 .Not in universe  
 V            01 .1 hour  
 V            ...  
 V            99 .99 hours plus

D HRCHECK     1    183 (0:2)  
 Item 41  
 Interviewer check item - number  
 of hours in item 41 is

U WKSWORK = 1+

V            0 .Not in universe  
 V            1 .Part-time (1-34)  
 V            2 .Full-time (35+)

D PTYN        1    184 (0:2)  
 Item 42  
 Did ... work less than 35 hours for  
 at least one week in 19..?  
 Exclude time off with pay because of  
 holidays, vacation, days off, or  
 sickness

U HRCHECK = 1

V            0 .Not in universe  
 V            1 .Yes  
 V            2 .No

D PTWEEKS     2    185 (00:52)  
 Item 43  
 How many weeks did ... work less  
 than 35 hours in 19..

U PTYN = 1

V            00 .Not in universe

DATA            SIZE BEGIN

V            01 .1 week  
 V            ...  
 V            52 .52 weeks

D PTRSN       1    187 (0:4)  
 Item 44  
 What was the main reason ... worked  
 less than 35 hours per week

U PTYN = 1

V            0 .Not in universe  
 V            1 .Could only find part time job  
 V            2 .Wanted part time  
 V            3 .Slack work  
 V            4 .Other

D FILLER      1    188  
 Blank Filler

D LJCW        1    189 (0:7)  
 Item 46E  
 Class of worker

U WKSWORK = 1+

V            0 .Not in universe  
 V            1 .Private  
 V            2 .Federal  
 V            3 .State  
 V            4 .Local  
 V            5 .Self-employed incorporated, yes  
 V            6 .Self-employed incorporated, no  
 V            7 .Without pay

D INDUSTRY    3    190 (000:991)  
 Item 46B  
 Industry of longest job  
 See Industry Code Appendix A1 for list  
 of legal codes

U WKSWORK = 1+

V            000 .Not in universe  
 V            010-991 .Industry code

D OCCUP       3    193 (000:905)  
 Item 46C  
 Occupation of longest job  
 See Industry Code Appendix B1 for list  
 of legal codes

U WKSWORK = 1+

V            000 .Not in universe or children  
 V            003-905 .Occupation code

\*\*\*\*\*  
 \*            Work Experience Recodes            \*  
 \*\*\*\*\*

D WEXP        2    196 (00:13)  
 Recode - Worker/nonworker recode -  
 full/part-time worker

U WKSWORK = 1+

V            00 .Not in universe  
 Worked full-time

V            01 .50 to 52 weeks  
 V            02 .48 to 49 weeks  
 V            03 .40 to 47 weeks  
 V            04 .27 to 39 weeks  
 V            05 .14 to 26 weeks  
 V            06 .13 weeks or less  
 Worked part-time

V            07 .50 to 52 weeks  
 V            08 .48 to 49 weeks  
 V            09 .40 to 47 weeks  
 V            10 .27 to 39 weeks  
 V            11 .14 to 26 weeks  
 V            12 .13 weeks or less  
 V            13 .Nonworker

DATA	SIZE	BEGIN	DATA	SIZE	BEGIN
D WEWKRS	1	198 (0:5)	D POCU2	2	204 (00:53)
Recode - Worker/nonworker recode -			Recode - Occupation of longest job		
weeks worked last year			by detailed groups		
V	0	.Not in universe	U WKSWORK = 1		
Full year worker			V	00	.Children
V	1	.Full-time	Managerial and professional specialty		
V	2	.Part-time	occupations		
Part year worker			Executive, administrative, and		
V	3	.Full-time	managerial occupations		
V	4	.Part-time	V	01	.Officials and administrators,
V	5	.Nonworker	public administration		
D WELKNW	1	199 (0:7)	Managers and administrators		
Recode - Worker/nonworker recode -			except public administration		
weeks looking for nonworkers			V	03	.Salaried
V	0	.Children	V	04	.Self-employed
V	1	.None (not looking for work)	V	05	.Management related occupations
V	2	.1 to 4 weeks looking	V	06	.Accountants and auditors
V	3	.5 to 14 weeks looking	Professional specialty occupations		
V	4	.15 to 26 weeks looking	V	07	.Engineers: Architects, and
V	5	.27 to 39 weeks looking	surveyors		
V	6	.40 or more weeks looking	V	08	.Engineers
V	7	.Workers	V	09	.Natural scientists and
D WEUEMP	1	200 (0:9)	mathematicians		
Recode - Worker/nonworker recode -			V	10	.Computer systems analysts and
part year worker weeks looking			scientists		
V	0	.Not in universe	V	11	.Health diagnosing occupations
V	1	.None	V	12	.Physicians and dentists
V	2	.1 to 4 weeks	V	13	.Health assessment and treating
V	3	.5 to 10 weeks	occupations		
V	4	.11 to 14 weeks	V	14	.Teachers, librarians, and
V	5	.15 to 26 weeks	counselors		
V	6	.27 to 39 weeks	V	15	.Teachers, except postsecondary
V	7	.40 or more weeks	V	16	.Other professional specialty
V	8	.Full year worker	occupations		
V	9	.Nonworker	Technical: sales, and administrative		
D EARNER	1	201 (0:2)	support occupations		
Recode - Earner status of longest job			V	17	.Health technologists and
U PEARNVAL NE 0			technicians		
V	0	.Not in universe	V	18	.Engineering and science
V	1	.Earner	technicians		
V	2	.Nonearner	V	19	.Technicians, except health,
D CLWK	1	202 (0:5)	engineering, and science		
Recode - Longest job class of			Sales occupations		
worker recode			V	20	.Supervisors and proprietors,
U WKSWORK = 1+			Sales occupations		
V	0	.Not in universe	V	21	.Sales representatives,
V	1	.Private (includes self-	commodities and finance		
employment, inc.)			V	22	.Other sales occupations
V	2	.Government	Administrative support occupations,		
V	3	.Self-employed	including clerical		
V	4	.Without pay	V	23	.Computer equipment operators
V	5	.Never worked	V	24	.Secretaries, stenographers,
D WECLW	1	203 (0:9)	and typists		
Recode - Longest job class of worker			V	25	.Financial records processing
U WKSWORK = 1+			occupations		
V	0	.Not in universe	V	26	.Other administrative support
Agriculture			occupations, including clerical		
V	1	.Wage and salary	Service occupations		
V	2	.Self-employed	V	27	.Private household occupations
V	3	.Unpaid	V	28	.Service occupations, except
Nonagriculture			protective and household		
V	4	.Private household	V	29	.Food services occupations
V	5	.Other private	V	30	.Health service occupations
V	6	.Government	V	31	.Cleaning and building service
V	7	.Self-employed	occupations		
V	8	.Unpaid	V	32	.Personal service occupations
V	9	.Never worked	Farming, forestry, and fishing occupations		
			V	33	.Farm operators and managers
			V	34	.Farm occupations, except
			managerial		
			V	35	.Related agricultural occupations
			V	36	.Forestry and fishing occupations

## PERSON RECORD

DATA	SIZE	BEGIN	DATA	SIZE	BEGIN
		Precision production: craft, and repair occupations	D WEIND	2 208	(00:47)
V	37	.Mechanics and repairers			Recode - Industry of longest job by detailed groups
V	38	.Construction trades and extractive occupations	U WORKYN = 1		
V	39	.Carpenters	V	00	.Children
		Precision production occupations	V	01	.Agriculture
V	40	.Supervisors, production occupations	V	02	.Mining
V	41	.Precision metal working occupations	V	03	.Construction
V	42	.Other precision production occupations			Manufacturing
		Operators, fabricators, and laborers machine operators, assemblers, and inspectors			Durable goods
V	43	.Machine operators and tenders except precision	V	04	.Lumber and wood products, except furniture
V	44	.Fabricators, assemblers, and hand working occupations	V	05	.Furniture and fixtures
V	45	.Production inspectors, testers, samplers, and weighers	V	06	.Stone, clay, glass, concrete products
V	46	.Transportation occupations			Metal industries
V	47	.Material moving equipment operators	V	07	.Primary metals
		Handlers, equipment cleaners, helpers and laborers	V	08	.Fabricated metals
V	48	.Construction laborers	V	09	.Not specified metal industries
V	49	.Freight, stock and material handlers	V	10	.Machinery, except electrical
V	50	.Other specified handlers, equipment cleaners and helpers	V	11	.Electrical machinery, equipment, supplies
V	51	.Laborers, except construction			Transportation equipment
V	52	.Armed Forces - currently civilian	V	12	.Motor vehicles and equipment
V	53	.Never worked			Other transportation equipment
D WEMOCC	2 206	(00:15)	V	13	.Aircraft and parts
		Recode - Occupation of longest job by major groups	V	14	.Other transportation equipment
U WORKYN = 1			V	15	.Professional and photo equipment, watches
V	00	.Children	V	16	.Toys, amusements, and sporting goods
		Managerial and professional specialty occupations	V	17	.Miscellaneous and not specified manufacturing, industry
V	01	.Executive, administrative, and managerial occupations			Nondurable goods
V	02	.Professional specialty occupations	V	18	.Food and kindred products
		Technical, sales, and administrative support occupations	V	19	.Tobacco manufactures
V	03	.Technicians and related support occupations	V	20	.Textile mill products
V	04	.Sales occupations	V	21	.Apparel and other finished textile products
V	05	.Administrative support occupations, including clerical service occupations	V	22	.Paper and allied products
V	06	.Private household occupations	V	23	.Printing, publishing, and allied industry
V	07	.Protective service occupations	V	24	.Chemicals and allied products
V	08	.Service occupations, except household and protective	V	25	.Petroleum and coal products
V	09	.Farming, forestry, and fishing occupations	V	26	.Rubber and miscellaneous plastics products
V	10	.Precision production: craft, and repair occupations	V	27	.Leather and leather products
		Operators, fabricators, and laborers			Transportation: communications, and other public utilities
V	11	.Machine operators, assemblers, and inspectors	V	28	.Transportation
V	12	.Transportation and material moving occupations			Communication and other public utilities
V	13	.Handlers, equipment cleaners, helpers, and laborers	V	29	.Communication
V	14	.Armed Forces - currently civilian	V	30	.Utilities and sanitary services
V	15	.Never worked			Wholesale and retail trade
			V	31	.Wholesale trade
			V	32	.Retail trade
					Finance, insurance, and real estate
			V	33	.Banking and other finance
			V	34	.Insurance and real estate
					Service
			V	35	.Private household
					Miscellaneous services
					Business and repair services
			V	36	.Business services
			V	37	.Repair services
			V	38	.Personal service except private household
			V	39	.Entertainment and recreation services

DATA          SIZE BEGIN

Professional and related services  
 V          40 .Hospitals  
 V          41 .Health services, except  
           .hospitals  
 V          42 .Educational services  
 V          43 .Social services  
 V          44 .Other professional services  
 V          45 .Forestry and fisheries  
 V          46 .Public administration  
 V          47 .Never worked

D WEMIND      2    210 (00:15)  
 Recode - Industry of longest job by  
 major industry group

U WORKYN = 1  
 V          00 .Not in universe  
 V          01 .Agriculture, forestry, and  
           .fisheries  
 V          02 .Mining  
 V          03 .Construction  
           Manufacturing  
 V          04 .Durable goods  
 V          05 .Nondurable goods  
 V          06 .Transportation, communications  
           .and public utilities  
           Wholesale and retail trade  
 V          07 .Wholesale trade  
 V          08 .Retail trade  
 V          09 .Finance, insurance, and  
           .real estate  
 V          10 .Business and repair services  
           Personal services  
 V          11 .Personal services, including  
           .private households  
 V          12 .Entertainment and recreation  
           .services  
 V          13 .Professional and related  
           .services  
 V          14 .Public administration  
 V          15 .Never worked

D FILLER2    2    212  
 Blank Filler

\*\*\*\*\*  
 \* Edited Migration Items \*  
 \* Persons 1+ Years \*  
 \*\*\*\*\*

D MIGSAME    1    214 (0:2)  
 Item 54  
 Was ... living in this house 1 year ago  
 V          0 .Not in universe under 1 years  
           .old  
 V          1 .Yes  
 V          2 .No

D GRIN-REG   1    215 (0:5)  
 Recode - Region of previous residence

U MIGSAME = 2  
 V          0 .Not in universe under 1 year  
           .old/nonmover  
 V          1 .Northeast  
           .Maine  
           .New Hampshire  
           .Vermont  
           .Massachusetts  
           .Rhode Island  
           .Connecticut  
           .New York  
           .New Jersey  
           .Pennsylvania  
 V          2 .Midwest  
           .Ohio  
           .Indiana

DATA          SIZE BEGIN

.Illinois  
 .Michigan  
 .Wisconsin  
 .Minnesota  
 .Iowa  
 .Missouri  
 .North Dakota  
 .South Dakota  
 .Nebraska  
 .Kansas  
 V          3 .South  
           .Delaware  
           .Maryland  
           .District of Columbia  
           .Virginia  
           .West Virginia  
           .North Carolina  
           .South Carolina  
           .Georgia  
           .Florida  
           .Kentucky  
           .Tennessee  
           .Alabama  
           .Mississippi  
           .Arkansas  
           .Louisiana  
           .Oklahoma  
           .Texas  
 V          4 .West  
           .Montana  
           .Idaho  
           .Wyoming  
           .Colorado  
           .New Mexico  
           .Arizona  
           .Utah  
           .Nevada  
           .Washington  
           .Oregon  
           .California  
           .Alaska  
           .Hawaii  
 V          5 .Abroad

D GRIN-ST    2    216 (00:56)  
 Recode - FIPS State Code from the  
 Grin file

U MIGSAME = 2  
 V          00 .Not in universe, nonmover  
 V          01 .Alabama  
 V          02 .Alaska  
 V          04 .Arizona  
 V          05 .Arkansas  
 V          06 .California  
 V          08 .Colorado  
 V          09 .Connecticut  
 V          10 .Delaware  
 V          11 .District of Columbia  
 V          12 .Florida  
 V          13 .Georgia  
 V          15 .Hawaii  
 V          16 .Idaho  
 V          17 .Illinois  
 V          18 .Indiana  
 V          19 .Iowa  
 V          20 .Kansas  
 V          21 .Kentucky  
 V          22 .Louisiana  
 V          23 .Maine  
 V          24 .Maryland  
 V          25 .Massachusetts  
 V          26 .Michigan

PERSON RECORD

DATA SIZE BEGIN

V 27 .Minnesota  
 V 28 .Mississippi  
 V 29 .Missouri  
 V 30 .Montana  
 V 31 .Nebraska  
 V 32 .Nevada  
 V 33 .New Hampshire  
 V 34 .New Jersey  
 V 35 .New Mexico  
 V 36 .New York  
 V 37 .North Carolina  
 V 38 .North Dakota  
 V 39 .Ohio  
 V 40 .Oklahoma  
 V 41 .Oregon  
 V 42 .Pennsylvania  
 V 44 .Rhode Island  
 V 45 .South Carolina  
 V 46 .South Dakota  
 V 47 .Tennessee  
 V 48 .Texas  
 V 49 .Utah  
 V 50 .Vermont  
 V 51 .Virginia  
 V 53 .Washington  
 V 54 .West Virginia  
 V 55 .Wisconsin  
 V 56 .Wyoming  
 V 96 .Abroad

\*\*\*\*\*  
 \* Migration Recodes \*  
 \*\*\*\*\*

D MIG-MTR1 2 218 (01:09)

Migration recode

U MIGSAME = 2

V 01 .Nonmover  
 V 02 .MSA to MSA  
 V 03 .MSA to nonMSA  
 V 04 .NonMSA to MSA  
 V 05 .NonMSA to nonMSA  
 V 06 .Abroad to MSA  
 V 07 .Abroad to nonMSA  
 V 08 .Not in universe  
 .(children under 1 year old)  
 V 09 .Not identifiable

D MIG-MTR3 1 220 (1:9)

Migration recode

U MIGSAME = 2

V 1 .Nonmover  
 V 2 .Same county  
 V 3 .Different county, same state  
 V 4 .Different state, same division  
 V 5 .Different division, same region  
 V 6 .Different region  
 V 7 .Abroad  
 V 8 .Not in universe (children  
 .under 1 yr old)  
 V 9 .Not identifiable

D MIG-MTR4 2 221 (01:10)

Migration recode

U MIGSAME = 2

V 01 .Nonmover  
 V 02 .Same county  
 V 03 .Different county, same state  
 V 04 .Different state in Northeast  
 V 05 .Different state in Midwest  
 V 06 .Different state in South  
 V 07 .Different state in West

DATA SIZE BEGIN

V 08 .Abroad  
 V 09 .Not in universe (children  
 .under 1 year old)  
 V 10 .Not identifiable

D MIGSUN 1 223 (1:3)

Migration recode

Previous residence in sunbelt

North Carolina  
 South Carolina  
 Georgia  
 Florida  
 Alabama  
 Mississippi  
 Louisiana  
 Tennessee  
 Arkansas  
 Oklahoma  
 Texas  
 New Mexico  
 Arizona  
 Nevada  
 Clark county only  
 California (if in the following  
 counties: Imperial, Kern,  
 Los Angeles, Orange, Riverside,  
 San Bernardino, San Diego,  
 Santa Barbara, and Ventura)

U MIGSAME = 2

V 1 .Yes  
 V 2 .No  
 V 3 .Not in universe  
 .(children less than 1 or  
 .nonmover)

D GRN-PLAC 1 224 (0:4)

Item 55A

Metropolitan statistical area status  
 description of residence last year

U MIGSAME = 2

V 0 .Not in universe, nonmover  
 V 1 .MSA  
 V 2 .Non MSA  
 V 3 .Abroad  
 V 4 .Not identifiable

D PLACDSCP 1 225 (0:5)

Item 55A

Place description of residence last year

U MIGSAME = 2

V 0 .Not in universe, nonmover  
 V 1 .Central city  
 V 2 .MSA/PMSA balance  
 V 3 .Non MSA/PMSA  
 V 4 .Abroad  
 V 5 .Not identifiable

D NOEMP 1 226 (0:5)

Item 47

At this job about how many people  
 were employed by ...'s employer at  
 the location where ... worked?

V 0 .Not in universe  
 V 1 .Under 25  
 V 2 .25 - 99  
 V 3 .100 - 499  
 V 4 .500 - 999  
 V 5 .1000+

DATA SIZE BEGIN

\*\*\*\*\*  
 \* Source of Income - Earnings \*  
 \* Items 48A through 49B - \*  
 \* Persons 15+ years \*  
 \*\*\*\*\*

\*\*\*\*\*  
 \* Edited and Allocated Income Fields - \*  
 \*\*\*\*\*

D ERN-YN 1 227 (0:2)  
 Earnings from longest job recode  
 Earnings from employer or net earnings  
 from business/ farm after expenses from  
 longest job during 19..  
 V 0 .Not in universe  
 V 1 .Yes  
 V 2 .No

D ERN-VAL 6 228 (-9999:99999)  
 Item 48A and B  
 How much did ... earn from this  
 employer before deductions in 19..  
 What was ... net earnings from this  
 business/ farm after expenses  
 during 19..

U ERN-YN = 1  
 V 00000 .None or not in universe  
 V-9999-99999 .Wages and self-employment

D ERN-SRCE 1 234 (0:4)  
 Earnings recode  
 Source of earnings from longest job.

U ERN-YN = 1  
 V 0 .Not in universe  
 V 1 .Wage and salary  
 V 2 .Self-employment  
 V 3 .Farm self-employment  
 V 4 .Without pay

D ERN-OTR 1 235 (0:2)  
 Item 49A  
 Did ... earn money from other work  
 he/she did during 19..  
 V 0 .Not in universe  
 V 1 .Yes  
 V 2 .No

D WAGEOTR 1 236 (0:2)  
 Item 49B  
 Other wage and salary earnings  
 U ERN-OTR = 1  
 V 0 .Not in universe  
 V 1 .Yes  
 V 2 .No

D WS-VAL 5 237 (00000:99999)  
 Item 49B  
 Other wage and salary earnings  
 U ERN-OTR = 1  
 V 00000 .None or not in universe  
 V 00001- .Wage and salary  
 99999 .

D WSAL-YN 1 242 (0:2)  
 Recode  
 Any wage and salary earnings in  
 ERN-YN or WAGEOTR  
 U ERN-YN = 1 or WAGEOTR = 1  
 V 0 .Not in universe  
 V 1 .Yes  
 V 2 .No

D WSAL-VAL 6 243 (000000:199998)  
 Recode - Total wage and salary earnings

DATA SIZE BEGIN

(Combined amounts in ERN-VAL, if  
 ERN-SRCE=1, and WS-VAL  
 U ERN-YN = 1 or WAGEOTR = 1  
 V 000000 .None or not in universe  
 V 000001- .Wage and salary  
 199998 .

D SEOTR 1 249 (0:2)  
 Item 49B  
 Other work - Own business  
 self-employment  
 U ERN-OTR = 1  
 V 0 .Not in universe  
 V 1 .Yes  
 V 2 .No

D SE-VAL 5 250 (-9999:99999)  
 Item 49B  
 Other work - own business  
 self-employment earnings  
 U ERN-OTR = 1  
 V 00000 .None or not in universe  
 V -9999-99999 .Own business self employment

D SEMP-YN 1 255 (0:2)  
 Recode - Any own business  
 self-employment in ERN-YN or SEOTR  
 U ERN-YN = 1 or SEOTR = 1  
 V 0 .Not in universe  
 V 1 .Yes  
 V 2 .No

D SEMP-VAL 6 256 (-9999:199998)  
 Total own business self-employment  
 earnings (Combined amounts in ERN-VAL,  
 if ERN-SRCE=2, and SE-VAL)  
 U ERN-YN = 1 or SEOTR = 1  
 V 000000 .None or not in universe  
 V -9999- .Own business self employment  
 199998 .

D FRMOTR 1 262 (0:2)  
 Item 49B  
 Farm self-employment  
 U ERN-OTR = 1  
 V 0 .Not in universe  
 V 1 .Yes  
 V 2 .No

D FRM-VAL 5 263 (-9999:99999)  
 Item 49B  
 Farm self-employment earnings  
 U ERN-OTR = 1  
 V 00000 .None or not in universe  
 V -9999- .Farm self-employment  
 99999 .

D FRSE-YN 1 268 (0:2)  
 Any own farm self-employment in  
 ERN-YN or FRMOTR  
 U ERN-YN = 1 or FRMOTR = 1  
 V 0 .Not in universe  
 V 1 .Yes  
 V 2 .No

D FRSE-VAL 6 269 (-9999:199998)  
 Recode - Total amount of farm  
 self-employment earnings  
 (Combined amounts in ERN-VAL, if  
 ERN-SRCE=3, and FRM-VAL  
 U ERN-YN = 1 or FRMOTR = 1  
 V 000000 .None or not in universe  
 V -9999- .Farm self employment  
 199998 .

PERSON RECORD

DATA SIZE BEGIN

\*\*\*\*\*  
 \* Source of Income \*  
 \* Unemployment Compensation \*  
 \*\*\*\*\*

D UC-YN 1 275 (0:2)  
 Item 52A  
 At any time during 19.. did ... receive  
 any state or federal unemployment  
 compensation  
 V 0 .Not in universe  
 V 1 .Yes  
 V 2 .No

D SUBUC 1 276 (0:2)  
 Item 52A  
 At any time during 19.. did ... receive  
 any supplemental unemployment benefits  
 U UC-YN = 1  
 V 0 .Not in universe  
 V 1 .Yes  
 V 2 .No

D STRKUC 1 277 (0:2)  
 Item 52A  
 At any time during 19.. did ... receive  
 any union unemployment or strike benefits  
 U UC-YN = 1  
 V 0 .Not in universe  
 V 1 .Yes  
 V 2 .No

D UC-VAL 5 278 (00000:99999)  
 Item 52B  
 How much did ... receive in unemployment  
 benefits during 19..  
 U UC-YN = 1  
 V 00000 .None or not in universe  
 V 00001- .Unemployment compensation  
 V 99999.

\*\*\*\*\*  
 \* Source of Income - Worker's Compensation \*  
 \*\*\*\*\*

D WC-YN 1 283 (0:2)  
 Item 53A  
 During 19.. did ... receive any  
 worker's compensation payments or  
 other payments as a result of a  
 job related injury or illness  
 V 0 .Not in universe  
 V 1 .Yes  
 V 2 .No

D WC-TYPE 1 284 (0:4)  
 Item 53B  
 What was source of these payments  
 U WC-YN = 1  
 V 0 .Not in universe  
 V 1 .State workers compensation  
 V 2 .Employer or employers insurance  
 V 3 .Own insurance  
 V 4 .Other

D WC-VAL 5 285 (00000:99999)  
 Item 53C  
 How much compensation did ... receive  
 during 19..  
 U WC-YN = 1  
 V 00000 .None or not in universe  
 V 00001- .Worker's compensation  
 V 99999 .

DATA SIZE BEGIN

\*\*\*\*\*  
 \* Source of Income \*  
 \* Social Security Income \*  
 \*\*\*\*\*

D SS-YN 1 290 (0:2)  
 Item 56B  
 Did ... receive S.S.  
 U HSS-YN = 1  
 V 0 .Not in universe  
 V 1 .Yes  
 V 2 .No

D SS-VAL 5 291 (00000:29999)  
 Item 56C  
 How much did ... receive in Social  
 Security payments during 19..  
 U SS-YN = 1  
 V 00000 .None or not in universe  
 V 00001-  
 V 29999 .Social Security

\*\*\*\*\*  
 \* Source of Income \*  
 \* Supplemental Security Income \*  
 \*\*\*\*\*

D SSI-YN 1 296 (0:2)  
 Item 57B  
 Did ... receive SSI  
 U HSSI-YN = 1  
 V 0 .Not in universe  
 V 1 .Yes  
 V 2 .No

D SSI-VAL 4 297 (0000:9999)  
 Item 57C  
 How much did ... receive in supplemental  
 security income during 19..  
 U SSI-YN = 1  
 V 0000 .None or not in universe  
 V 0001-9999 .Supplemental security income

\*\*\*\*\*  
 \* Source of Income \*  
 \* Public Assistance or Welfare \*  
 \*\*\*\*\*

D PAW-YN 1 301 (0:2)  
 Item 59B  
 Did ... receive public assistance  
 U HPAW-YN = 1  
 V 0 .Not in universe  
 V 1 .Yes  
 V 2 .No

D PAW-TYP 1 302 (0:3)  
 Item 59C  
 Did ... receive AFDC or some other type  
 of assistance  
 U PAW-YN = 1  
 V 0 .Not in universe  
 V 1 .AFDC (ADC)  
 V 2 .Other  
 V 3 .Both

D PAW-MON 2 303 (00:12)  
 Item 59D  
 In how many months of 19.. did ...  
 receive public assistance payment  
 U PAW-YN = 1  
 V 00 .Not in universe  
 V 01 .One  
 ...  
 V 12 .Twelve



DATA SIZE BEGIN

D PAW-VAL 5 305 (00000:19999)  
 Item 59E  
 How much did ... receive in public  
 assistance or welfare during 19..  
 U PAW-YN = 1  
 V 00000 .None or not in universe  
 V 00001- .Public assistance income  
 19999 .

\*\*\*\*\*  
 \* Source of Income \*  
 \* Veterans' Administration Benefits \*  
 \*\*\*\*\*

D VET-YN 1 310 (0:2)  
 Item 60B  
 Did ... receive veterans' payments  
 U HVET-YN = 1  
 V 0 .Not in universe  
 V 1 .Yes  
 V 2 .No

\*\*\*\*\*  
 \* VET-TYP1 through VET-TYP5 \*  
 \* What type of veterans payments \*  
 \* did .... receive \*  
 \*\*\*\*\*

D VET-TYP1 1 311 (0:2)  
 Item 60C  
 Disability Compensation  
 U VET-YN = 1  
 V 0 .Not in universe  
 V 1 .Yes  
 V 2 .No

D VET-TYP2 1 312 (0:2)  
 Item 60C  
 Survivor Benefits  
 U VET-YN = 1  
 V 0 .Not in universe  
 V 1 .Yes  
 V 2 .No

D VET-TYP3 1 313 (0:2)  
 Item 60C  
 Veterans' Pension  
 U VET-YN = 1  
 V 0 .Not in universe  
 V 1 .Yes  
 V 2 .No

D VET-TYP4 1 314 (0:2)  
 Item 60C  
 Education assistance  
 U VET-YN = 1  
 V 0 .Not in universe  
 V 1 .Yes  
 V 2 .No

D VET-TYP5 1 315 (0:2)  
 Item 60C  
 Other Veterans' payments  
 U VET-YN = 1  
 V 0 .Not in universe  
 V 1 .Yes  
 V 2 .No

DATA SIZE BEGIN

D VET-QVA 1 316 (0:2)  
 Item 60D  
 Is ... required to fill out an  
 annual income questionnaire for  
 the Veterans' Administration  
 U VET-YN = 1  
 V 0 .Not in universe  
 V 1 .Yes  
 V 2 .No

D VET-VAL 5 317 (00000:29999)  
 Item 60E  
 How much did ... receive from  
 Veteran's Administration during 19..  
 U VET-YN = 1  
 V 00000 .None or not in universe  
 V 1-29999 = Veterans' payments

\*\*\*\*\*  
 \* Source of Income -- Survivor's Income \*  
 \*\*\*\*\*

D SUR-YN 1 322 (0:2)  
 Item 61B  
 Other than Social Security or  
 VA benefits did ... receive and income  
 in 19.. from survivor or widow's  
 pensions, estates, trusts, annuities  
 or any other survivors benefits  
 U HSUR-YN = 1  
 V 0 .Not in universe  
 V 1 .Yes  
 V 2 .No

D SUR-SC1 2 323 (00:10)  
 Item 61C  
 What was the source of this income  
 Survivor's income - source 1  
 U SUR-YN = 1  
 V 00 .None or not in universe  
 V 01 .Company or union survivor  
 .pension  
 V 02 .Federal government  
 V 03 .US Military Retirement  
 .survivor pension  
 V 04 .State or local gov't survivor  
 .pension  
 V 05 .US Railroad Retirement  
 .survivor pension  
 V 06 .Worker's Compensation survivor  
 V 07 .Not used  
 V 08 .Regular payments from estates  
 .or trusts  
 V 09 .Regular payments from annuities or  
 .paid-up life insurance  
 V 10 .Other or don't know

D SUR-SC2 2 325 (00:10)  
 Item 61D  
 Any other pension or retirement income  
 Survivor's income - source 2  
 (See source types in SUR-SC1 above)  
 U SUR-YN = 1

D SUR-VAL1 5 327 (00000:99999)  
 Item 61E  
 How much did ... receive from source 1  
 (See SUR-SC1) during 19..  
 Survivor's income - source 1  
 U SUR-YN = 1  
 V 00000 .None or not in universe  
 V 00001-  
 99999 .Survivor's income - source 1

PERSON RECORD

DATA            SIZE BEGIN

D SUR-VAL2    5    332 (00000:99999)  
 Item 61G  
 How much did ... receive from source 2  
 (See SUR-SC2) during 19..  
 Survivor's income - source 2  
 U SUR-SC2 = 1+  
 V    00000 .None or not in universe  
 V    00001-  
 V    99999 .Survivor's income - source 1

D SRVS-VAL    6    337 (000000:199998)  
 Recode total amount of survivor's  
 income received  
 (Combined amounts in SUR-VAL1 and  
 SUR-VAL2)  
 V    000000 .None or not in universe  
 V    000001- .Survivor's income  
 199998 .

\*\*\*\*\*  
 \* Source of Income -- Disability Income \*  
 \*\*\*\*\*

D DIS-HP       1    343 (0:2)  
 Item 62B  
 Does ... have a health problem or a  
 disability which prevents him/her from  
 working or which limits the kind or  
 amount of work  
 U HDIS-YN = 1  
 V    0 .Not in universe  
 V    1 .Yes  
 V    2 .No

D DIS-CS       1    344 (0:2)  
 Item 62C  
 Did ... retire or leave a job for  
 health reasons  
 U HDIS-YN = 1  
 V    0 .Not in universe  
 V    1 .Yes  
 V    2 .No

D DIS-YN       1    345 (0:2)  
 Item 64B  
 Other than social security or  
 VA benefits did ... receive  
 any income in 19.. as a result of  
 health problems  
 U DIS-HP = 1 or DIS-CS = 1  
 V    0 .Not in universe  
 V    1 .Yes  
 V    2 .No

D DIS-SC1     2    346 (00:10)  
 Item 64C  
 What was the source of income  
 disability income - source 1  
 U DIS-YN = 1  
 V    00 .Not in universe  
 V    01 .Worker's compensation  
 V    02 .Company or union disability  
 V    03 .Federal government disability  
 V    04 .US Military Retirement Disability  
 V    05 .State or local gov't employee  
 .disability  
 V    06 .US Railroad Retirement Disability  
 V    07 .Accident or disability insurance  
 V    08 .Not used  
 V    09 .Not used  
 V    10 .Other or don't know

DATA            SIZE BEGIN

D DIS-SC2     2    348 (00:10)  
 Item 64C  
 Any other disability income  
 Disability income - source 2  
 (see DIS-SC1 for sources of disability)  
 U DIS-YN = 1

D DIS-VAL1    5    350 (00000:99999)  
 Item 64E  
 How much did ... receive from source 1  
 (See DIS-SC1) during 19..  
 U DIS-SC1 = 1+  
 V    00000 .None or not in universe  
 V    00001- .Disability income  
 99999 .

D DIS-VAL2    5    355 (00000:99999)  
 Item 64G  
 How much did ... receive from source 2  
 (See DIS-SC2) during 19..  
 U DIS-SC2 = 1+  
 V    00000 .None or not in universe  
 V    00001- .Disability income  
 99999 .

D DSAB-VAL    6    360 (000000:199998)  
 Recode total amount of disability  
 income received (Combined amounts in  
 DIS-VAL1 and DIS-VAL2)  
 V    000000 .None or not in universe  
 V    000001- .Disability income  
 199998 .

\*\*\*\*\*  
 \* Source of Income -- Retirement Income \*  
 \*\*\*\*\*

D RET-YN       1    366 (0:2)  
 Item 65B  
 Other than Social Security or VA  
 benefits, did ... receive  
 any pension or retirement income  
 U HRET-YN = 1  
 V    0 .Not in universe  
 V    1 .Yes  
 V    2 .No

D RET-SC1     1    367 (0:8)  
 Item 65C  
 What was the source of retirement  
 income  
 Retirement income - source 1  
 U RET-YN = 1  
 V    0 .None or not in universe  
 V    1 .Company or union pension  
 V    2 .Federal government retirement  
 V    3 .US military retirement  
 V    4 .State or local government  
 .retirement  
 V    5 .US Railroad Retirement  
 V    6 .Regular payments from annuities  
 .or paid insurance policies  
 V    7 .Regular payments from IRA or  
 .KEOGH accounts  
 V    8 .Other sources or don't know

D RET-SC2     1    368 (0:8)  
 Item 65C  
 Any other retirement income  
 Retirement income - source 2  
 (see RET-SC1 for sources of  
 retirement)  
 U RET-YN = 1

DATA            SIZE   BEGIN

D RET-VAL1    5    369   (00000:99999)  
  Item 65E  
  How much did ... receive from source  
  type 1 (see RET-SC1) during 19..

U RET-SC1 = 1+

V        00000 .None or not in universe  
V        00001- .Retirement income  
          99999 .

D RET-VAL2    5    374   (00000:99999)  
  Item 65G  
  How much did ... receive from  
  source type 2 (see RET-SC1) during 19..

U RET-SC2 = 1+

V        00000 .None or not in universe  
V        00001-99999 = retirement income

D RTH-VAL     6    379   (000000:199998)  
  Recode total amount of retirement  
  income received (combined amounts in  
  RET-VAL1 and RET-VAL2)

V        000000 .None or not in universe  
V        000001- .Retirement income  
          199998 .

\*\*\*\*\*  
\*   Source of Income -- Interest Income   \*  
\*\*\*\*\*

D INT-YN      1    385   (0:2)  
  Item 66B  
  Did ... receive Interest

U HINT-YN = 1

V        0 .Not in universe  
V        1 .Yes  
V        2 .No

D INT-VAL     5    386   (00000:99999)  
  Item 66C  
  How much did ... receive in interest  
  from these sources during 19..,  
  including small amounts credited to  
  accounts

U INT-YN = 1

V        000000 .None or not in universe  
V        00001- .Interest income  
          99999 .

\*\*\*\*\*  
\*   Source of Income -- Dividends Income   \*  
\*\*\*\*\*

D DIV-YN      1    391   (0:2)  
  Item 67B  
  Did ... receive dividends

U HDIV-YN = 1

V        0 .Not in universe  
V        1 .Yes  
V        2 .No

D DIV-NON     1    392   (0:1)  
  Item 67C  
  No dividends received

U DIV-YN = 1

V        0 .Not in universe  
V        1 .None

D DIV-VAL     5    393   (00000:99999)  
  Item 67C  
  How much did ... receive in dividends  
  from stocks (mutual funds) during 19..

U DIV-YN = 1

V        00000 .None or not in universe  
V        00001- .Dividends  
          99999 .

DATA            SIZE   BEGIN

\*\*\*\*\*  
\*   Source of Income -- Rent Income       \*  
\*\*\*\*\*

D RNT-YN      1    398   (0:2)  
  Item 68B  
  Did ... receive rental income

U HRNT-YN = 1

V        0 .Not in universe  
V        1 .Yes  
V        2 .No

D RNT-VAL     5    399   (-9999:99999)  
  Item 68C  
  How much did ... receive in income  
  from rent after expenses during 19..

U RNT-YN = 1

V        00000 .None or not in universe  
V        -9999- .Rental income  
          99999 .

\*\*\*\*\*  
\*   Source of Income                       \*  
\*   Education Assistance                   \*  
\*\*\*\*\*

D ED-YN       1    404   (0:2)  
  Item 69C  
  Did ... receive educational assistance

U HED-YN = 1

V        0 .Not in universe  
V        1 .Yes  
V        2 .No

D OED-TYP1    1    405   (0:2)  
  Item 69D(1) and (2)  
  Source of educational assistance  
  government assistance

U ED-YN = 1

V        0 .Not in universe  
V        1 .Yes  
V        2 .No

D OED-TYP2    1    406   (0:2)  
  Item 69D(3)  
  Source of educational assistance  
  scholarships, grants etc. from the school

U ED-YN = 1

V        0 .Not in universe  
V        1 .Yes  
V        2 .No

D OED-TYP3    1    407   (0:2)  
  Item 69D(4)  
  Source of educational assistance  
  other assistance(employers  
  friends, etc.)

U ED-YN = 1

V        0 .Not in universe  
V        1 .Yes  
V        2 .No

D ED-VAL      5    408   (00000:99999)  
  Item 69H  
  Total amount of educational  
  assistance received

U ED-YN = 1

V        00000 .None or not in universe  
V        00001- .Educational assistance  
          99999 .

D FILLER      1    413  
  Blank Filler

PERSON RECORD

```

DATA      SIZE BEGIN
*****
* Source of Income -- Child support *
*****
D CSP-YN   1   414 (0:2)
  Item 70B
  Did ... receive child support payments
U HCSP-YN = 1
V         0 .Not in universe
V         1 .Yes
V         2 .No

D CSP-VAL   5   415 (00000:99999)
  Item 70C
  How much did ... receive in child
  support payments
U CSP-YN = 1
V   00000 .None or not in universe
V   00001- .Child support
  99999 .

*****
* Source of Income -- Alimony *
*****
D ALM-YN   1   420 (0:2)
  Item 71B
  Did ... receive alimony payments
U HALM-YN = 1
V         0 .Not in universe
V         1 .Yes
V         2 .No

D ALM-VAL   5   421 (00000:99999)
  Item 71C
  How much did ... receive in alimony
  income during 19..
U ALM-YN = 1
V   00000 .None or not in universe
V   00001- .Alimony income
  99999 .

*****
* Source of Income *
* Financial Assistance *
*****
D FIN-YN   1   426 (0:2)
  Item 72B
  Did ... receive financial assistance
U HFIN-YN = 1
V         0 .Not in universe
V         1 .Yes
V         2 .No

D FIN-VAL   5   427 (00000:99999)
  Item 72C
  How much did ... receive in financial
  assistance income during 19..
U FIN-YN = 1
V   00000 .None or not in universe
V   00001- .Financial assistance income
  99999 .

*****
* Source of Income -- Other Income *
*****
D OI-OFF   2   432 (00:19)
  Item 73C
U OI-YN = 1
V   00 .Not in universe
V   01 .Social Security
V   02 .Private pensions
V   03 .AFDC

```

```

DATA      SIZE BEGIN
V         04 .Other public assistance
V         05 .Interest
V         06 .Dividends
V         07 .Rents or royalties
V         08 .Estates or trusts
V         09 .State disability payments
          .(worker's compensation)
V         10 .Disabilty payments (own insur.)
V         11 .Unemployment compensation
V         12 .Strike benefits
V         13 .Annuities or paid up insurance
          .policies
V         14 .Not income
V         15 .Longest job
V         16 .Wages or salary
V         17 .Nonfarm self-employment
V         18 .Farm self-employment
V         19 .Anything else

D OI-YN   1   434 (0:2)
  Item 73B
  Did ... receive other income
U HOI-YN = 1
V         0 .Not in universe
V         1 .Yes
V         2 .No

D OI-VAL   5   435 (00000:99999)
  Item 73D
  How much did ... receive in other
  incomes
U OI-YN = 1
V   00000 .None or not in universe
V   00001- .Other income
  99999 .

*****
* Summary Income Values by Type *
*****
D PTOTVAL  8   440 (-389961:599994)
  Recode - Total persons income
  (PEARNVAL and POTHVAL)
V         0 .None
V   Neg Amt .Income (loss)
V   Pos Amt .Income

D PEARNVAL  8   448 (-389961:299997)
  Recode - Total persons earnings
  (WSAL-VAL,SEMP-VAL,FRSE-VAL)
V         0 .None
V   Neg Amt .Income (loss)
V   Pos Amt .Income

D FILLER   1   456
  Blank Filler

D POTHVAL  8   457 (-389961:299997)
  Recode - Total other persons income
  (all income except PEARNVAL)
V         0 .None
V   Neg Amt .Income (loss)
V   Pos Amt .Income

D FL-665   1   465 (0:3)
U All persons
V         0 .No 665 person match
V         1 .665 person match
V         2 .Non-interview 665 matched to
          .CPS household
V         3 .Match not enough data

```

DATA SIZE BEGIN

\*\*\*\*\*  
 \* Person Recodes \*  
 \*\*\*\*\*

D PTOT-R 2 466 (00:41)  
 Recode - Total person income recode  
 V 00 .Not in universe  
 V 01 .Under \$2,500  
 V 02 . \$2,500 to \$4,999  
 V 03 . \$5,000 to \$7,499  
 V 04 . \$7,500 to \$9,999  
 V 05 . \$10,000 to \$12,499  
 V 06 . \$12,500 to \$14,999  
 V 07 . \$15,000 to \$17,499  
 V 08 . \$17,500 to \$19,999  
 V 09 . \$20,000 to \$22,499  
 V 10 . \$22,500 to \$24,999  
 V 11 . \$25,000 to \$27,499  
 V 12 . \$27,500 to \$29,999  
 V 13 . \$30,000 to \$32,499  
 V 14 . \$32,500 to \$34,999  
 V 15 . \$35,000 to \$37,499  
 V 16 . \$37,500 to \$39,999  
 V 17 . \$40,000 to \$42,499  
 V 18 . \$42,500 to \$44,999  
 V 19 . \$45,000 to \$47,499  
 V 20 . \$47,500 to \$49,999  
 V 21 . \$50,000 to \$52,499  
 V 22 . \$52,500 to \$54,999  
 V 23 . \$55,000 to \$57,499  
 V 24 . \$57,500 to \$59,999  
 V 25 . \$60,000 to \$62,499  
 V 26 . \$62,500 to \$64,999  
 V 27 . \$65,000 to \$67,499  
 V 28 . \$67,500 to \$69,999  
 V 29 . \$70,000 to \$72,499  
 V 30 . \$72,500 to \$74,999  
 V 31 . \$75,000 to \$77,499  
 V 32 . \$77,500 to \$79,999  
 V 33 . \$80,000 to \$82,499  
 V 34 . \$82,500 to \$84,999  
 V 35 . \$85,000 to \$87,499  
 V 36 . \$87,500 to \$89,999  
 V 37 . \$90,000 to \$92,499  
 V 38 . \$92,500 to \$94,999  
 V 39 . \$95,000 to \$97,499  
 V 40 . \$97,500 to \$99,999  
 V 41 . \$100,000 and over

D PERLI 1 468 (1:4)  
 Recode - Low-income level of persons  
 (subfamily members have primary  
 family recode)  
 V 1 .Below low-income level  
 V 2 .100 - 124 percent of the  
 .low-income level  
 V 3 .125 - 149 percent of the  
 .low-income level  
 V 4 .150 percent and above the  
 .low-income level

\*\*\*\*\*  
 \* Edited Noncash Benefit Items \*  
 \* All Persons \*  
 \*\*\*\*\*

D MCARE 1 469 (1:2)  
 Item 74B  
 Was ... covered by Medicare  
 U HMCARE = 1  
 V 0 .Not in universe  
 .(Children under 15)  
 V 1 .Yes  
 V 2 .No

DATA SIZE BEGIN

D MCAID 1 470 (1:2)  
 (See CH-MC for additional  
 coverage of children < 15)  
 Item 74D  
 Was ... covered by Medicaid  
 U HMCAID = 1  
 V 1 .Yes  
 V 2 .No

D CHAMP 1 471 (1:2)  
 Item 74F  
 Was ... covered by CHAMPUS, VA, or  
 military health care  
 U HCHAMP = 1  
 V 1 .Yes  
 V 2 .No

D HI-YN 1 472 (0:2)  
 Item 75B  
 Was ... covered by private health  
 insurance plan  
 U HHI-YN = 1  
 V 0 .Not in universe  
 V 1 .Yes  
 V 2 .No

D HIOWN 1 473 (0:2)  
 Item 75C  
 Was this health insurance plan coverage  
 in ...'s own nam  
 U HI-YN = 1  
 V 0 .Not in universe  
 V 1 .Yes  
 V 2 .No

D HIEMP 1 474 (0:2)  
 Item 75D  
 Was this health insurance plan  
 offered through ...'s current or former  
 employer or union  
 U HIOWN = 1  
 V 0 .Not in universe  
 V 1 .Yes  
 V 2 .No

D HIPAID 1 475 (0:3)  
 Item 75E  
 Did ...'s employer or union pay for  
 all, part, or none of the cost of  
 this health plan  
 U HIEMP = 1  
 V 0 .Not in universe  
 V 1 .All  
 V 2 .Part  
 V 3 .None

\*\*\*\*\*  
 \* HIELSE1 through HIELSE5 \*  
 \* Other than ... who else in this \*  
 \* household was covered by this health \*  
 \* insurance policy \*  
 \*\*\*\*\*

D HIELSE1 1 476 (0:2)  
 Item 75F  
 Spouse  
 U HIOWN = 1  
 V 0 .Not in universe  
 V 1 .Yes  
 V 2 .No

PERSON RECORD

DATA            SIZE    BEGIN

D HIELSE2       1     477 (0:2)  
     Item 75F  
     Children in household  
 U HIOWN = 1  
 V        0 .Not in universe  
 V        1 .Yes  
 V        2 .No

D HIELSE3       1     478 (0:2)  
     Item 75F  
     Children not in household  
 U HIOWN = 1  
 V        0 .Not in universe  
 V        1 .Yes  
 V        2 .No

D HIELSE4       1     479 (0:2)  
     Item 75F  
     Other  
 U HIOWN = 1  
 V        0 .Not in universe  
 V        1 .Yes  
 V        2 .No

D HIELSE5       1     480 (0:2)  
     Item 75F  
     Self only (No one else)  
 U HIOWN = 1  
 V        0 .Not in universe  
 V        1 .Yes  
 V        2 .No

D WRK-CK        1     481 (0:2)  
     Item 76  
     Interviewer check item  
     worked last year  
 U WORKYN = 1 or WTEMP = 1  
 V        0 .Not in universe  
 V        1 .Yes  
 V        2 .No

D PENPLAN       1     482 (0:2)  
     Item 76A  
     Other than Social Security did the  
     employer or union that ... worked for  
     in 19.. have a pension or other  
     type of retirement plan for any of the  
     employees  
 U WRK-CK = 1  
 V        0 .Not in universe  
 V        1 .Yes  
 V        2 .No

D PENINCL       1     483 (0:2)  
     Item 76B  
     Was ... included in that plan  
 U PENPLAN = 1  
 V        0 .Not in universe  
 V        1 .Yes  
 V        2 .No

D COV-GH        1     484 (1:2)  
     (See CH-HI = 2 for additional  
     coverage of children < 15)  
     Recode - Includes dependents included  
     in group health  
 U All persons  
 V        1 .Yes  
 V        2 .No

D COV-HI        1     485 (1:2)  
     (See CH-HI = 1 for additional  
     coverage of children < 15)  
     Recode - Includes dependents covered  
     by private health insurance

DATA            SIZE    BEGIN

U All persons  
 V        1 .Yes  
 V        2 .No

D CH-MC        1     486 (0:2)  
     Item 80  
     Recode - Child covered by Medicare or  
     Medicaid. (Is interpreted in Census  
     Bureau tabulations as Medicaid.)  
 U A-AGE less than 15  
 V        0 .Not child's record  
 V        1 .Yes  
 V        2 .No

D CH-HI        1     487 (0:3)  
     Items 81-81A  
     Recode - Child covered by health  
     insurance.  
 U A-AGE less than 15  
 V        0 .Not child's record  
 V        1 .Covered by person in household  
     .(Interpreted by Census Bureau  
     .as private health)  
 V        2 .Covered by person outside of  
     .household  
     .(Interpreted by Census Bureau  
     .as group health)  
 V        3 .Not covered

\*\*\*\*\*  
 \* Allocation Flags for Basic CPS        \*  
 \* Edited and Allocated Items         \*  
 \*\*\*\*\*

D AXLINENO     1     488 (0:3)  
     Line number allocation flag  
 V        0 .No change  
 V        2 .Blank to value  
 V        3 .Value to value

D AXRRP        1     489 (0:5)  
     Relationship to reference person  
     allocation flag  
 V        0 .No change  
 V        2 .Blank to value  
 V        3 .Value to value  
 V        5 .Value to value - no error

D AXPARENT     1     490 (0:5)  
     Parent's line number allocation flag  
 V        0 .No change  
 V        2 .Blank to value  
 V        3 .Value to value  
 V        5 .Value to value - no error

D AXAGE        1     491 (0:4)  
     Age allocation flag  
 V        0 .No change  
 V        2 .Blank to value  
 V        4 .Allocated

D AXMARITL     1     492 (0:5)  
     Marital status allocation flag  
 V        0 .No change  
 V        2 .Blank to value  
 V        3 .Value to value  
 V        4 .Allocated  
 V        5 .Value to value - no error

D AXSPOUSE     1     493 (0:5)  
     Spouse's line number allocation flag  
 V        0 .No change  
 V        2 .Blank to value  
 V        3 .Value to value  
 V        5 .Value to value - no error

DATA	SIZE	BEGIN	DATA	SIZE	BEGIN
D A%SEX	1	494 (0:4)	V	2	.Blank to value
Sex allocation flag			V	3	.Value to value
V	0	.No change	V	4	.Allocated
V	2	.Blank to value	D A%USLFT	1	505 (0:4)
V	3	.Value to value	V	0	.No change or children
V	4	.Allocated	.or Armed Forces		
D A%VET	1	495 (0:4)	V	1	.Value to blank
Veteran status allocation flag			V	2	.Blank to value
V	0	.No change	V	3	.Value to value
V	2	.Blank to value	V	4	.Allocated
V	3	.Value to value	D A%FTREAS	1	506 (0:4)
V	4	.Allocated	V	0	.No change or children
D A%HGA	1	496 (0:4)	.or Armed Forces		
Highest grade attended allocation flag			V	1	.Value to blank
V	0	.No change	V	2	.Blank to value
V	4	.Allocated	V	3	.Value to value
D A%HGC	1	497 (0:2)	V	4	.Allocated
Highest grade completed allocation flag			D A%LOSTIM	1	507 (0:4)
V	0	.No change	V	0	.No change or children
V	2	.Blank to value	.or Armed Forces		
D A%RACE	1	498 (0:4)	V	1	.Value to blank
Race allocation flag			V	2	.Blank to value
V	0	.No change	V	3	.Value to value
V	2	.Blank to value	V	4	.Allocated
V	4	.Allocated	D A%OVRTIM	1	508 (0:4)
D A%ORIGIN	1	499 (0:8)	V	0	.No change or children
Origin allocation flag			.or Armed Forces		
V	0	.No change	V	1	.Value to blank
V	2	.Blank to value	V	2	.Blank to value
V	5	.Value to value - no error	V	3	.Value to value
V	8	.Blank to n/a code	V	4	.Allocated
D A%LFSR	1	500 (0:4)	D A%JOBABS	1	509 (0:4)
Labor force status recode allocation flag			V	0	.No change or children
V	0	.No change or children	.or Armed Forces		
.or Armed Forces			V	1	.Value to blank
V	1	.Value to blank	V	2	.Blank to value
V	2	.Blank to value	V	3	.Value to value
V	3	.Value to value	V	4	.Allocated
V	4	.Allocated	D A%WHYABS	1	510 (0:4)
D A%MAJACT	1	501 (0:4)	V	0	.No change or children
V	0	.No change or children	.or Armed Forces		
.or Armed Forces			V	1	.Value to blank
V	1	.Value to blank	V	2	.Blank to value
V	2	.Blank to value	V	3	.Value to value
V	3	.Value to value	V	4	.Allocated
V	4	.Allocated	D A%PAYABS	1	511 (0:4)
D A%ANYWK	1	502 (0:4)	V	0	.No change or children
V	0	.No change or children	.or Armed Forces		
.or Armed Forces			V	1	.Value to blank
V	1	.Value to blank	V	2	.Blank to value
V	2	.Blank to value	V	3	.Value to value
V	3	.Value to value	V	4	.Allocated
V	4	.Allocated	D A%FTABS	1	512 (0:4)
D A%HRS	1	503 (0:4)	V	0	.No change or children
V	0	.No change or children	.or Armed Forces		
.or Armed Forces			V	1	.Value to blank
V	1	.Value to blank	V	2	.Blank to value
V	2	.Blank to value	V	3	.Value to value
V	3	.Value to value	V	4	.Allocated
V	4	.Allocated	D A%LKWK	1	513 (0:4)
D A%HRSCHK	1	504 (0:4)	V	0	.No change or children
V	0	.No change or children	.or Armed Forces		
.or Armed Forces			V	1	.Value to blank
V	1	.Value to blank	V	2	.Blank to value
V	3	.Value to value	V	3	.Value to value
V	4	.Allocated	V	4	.Allocated

PERSON RECORD

DATA	SIZE	BEGIN
D AX%MTHD	1	514 (0:4)
V	0	.No change or children .or Armed Forces
V	1	.Value to blank
V	2	.Blank to value
V	3	.Value to value
V	4	.Allocated
D AX%HYLK	1	515 (0:4)
V	0	.No change or children .or Armed Forces
V	1	.Value to blank
V	2	.Blank to value
V	3	.Value to value
V	4	.Allocated
D AX%KSLK	1	516 (0:4)
V	0	.No change or children .or Armed Forces
V	1	.Value to blank
V	2	.Blank to value
V	3	.Value to value
V	4	.Allocated
D AX%LKFTPT	1	517 (0:4)
V	0	.No change or children .or Armed Forces
V	1	.Value to blank
V	2	.Blank to value
V	3	.Value to value
V	4	.Allocated
D AX%AVAIL	1	518 (0:4)
V	0	.No change or children .or Armed Forces
V	1	.Value to blank
V	2	.Blank to value
V	3	.Value to value
V	4	.Allocated
D AX%WHYNA	1	519 (0:4)
V	0	.No change or children .or Armed Forces
V	1	.Value to blank
V	2	.Blank to value
V	3	.Value to value
V	4	.Allocated
D AX%WHENLJ	1	520 (0:4)
V	0	.No change or children .or Armed Forces
V	1	.Value to blank
V	2	.Blank to value
V	3	.Value to value
V	4	.Allocated
D AX%IND	1	521 (0:4)
V	0	.No change or children .or Armed Forces
V	1	.Value to blank
V	2	.Blank to value
V	3	.Value to value
V	4	.Allocated
D AX%OCC	1	522 (0:4)
V	0	.No change or children .or Armed Forces
V	1	.Value to blank
V	2	.Blank to value
V	3	.Value to value
V	4	.Allocated

DATA	SIZE	BEGIN
D AX%CLSWKR	1	523 (0:4)
V	0	.No change or children .or Armed Forces
V	1	.Value to blank
V	2	.Blank to value
V	3	.Value to value
V	4	.Allocated
D AX%CHKWJ	1	524 (0:4)
V	0	.No change or children .or Armed Forces
V	1	.Value to blank
V	2	.Blank to value
V	3	.Value to value
V	4	.Allocated
D AX%NLFROT	1	525 (0:4)
V	0	.No change or children .or Armed Forces
V	1	.Value to blank
V	2	.Blank to value
V	3	.Value to value
V	4	.Allocated
D AX%NLFLJ	1	526 (0:4)
V	0	.No change or children .or Armed Forces
V	1	.Value to blank
V	2	.Blank to value
V	3	.Value to value
V	4	.Allocated
D AX%HYLFT	1	527 (0:4)
V	0	.No change or children .or Armed Forces
V	1	.Value to blank
V	2	.Blank to value
V	3	.Value to value
V	4	.Allocated
D AX%WANTJB	1	528 (0:4)
V	0	.No change or children .or Armed Forces
V	1	.Value to blank
V	2	.Blank to value
V	3	.Value to value
V	4	.Allocated
D AX%WHYNL	1	529 (0:4)
V	0	.No change or children .or Armed Forces
V	1	.Value to blank
V	2	.Blank to value
V	3	.Value to value
V	4	.Allocated
D AX%INTEND	1	530 (0:4)
V	0	.No change or children .or Armed Forces
V	1	.Value to blank
V	2	.Blank to value
V	3	.Value to value
V	4	.Allocated
D AX%EARNRT	1	531 (0:4)
V	0	.No change or children .or Armed Forces
V	1	.Value to blank
V	2	.Blank to value
V	3	.Value to value
V	4	.Allocated



DATA	SIZE	BEGIN
D AXUSLHRS	1	532 (0:4)
V	0	.No change or children .or Armed Forces
V	1	.Value to blank
V	2	.Blank to value
V	3	.Value to value
V	4	.Allocated
D AXHRLYWK	1	533 (0:4)
V	0	.No change or children .or Armed Forces
V	1	.Value to blank
V	2	.Blank to value
V	3	.Value to value
V	4	.Allocated
D AXHRSPAY	1	534 (0:4)
V	0	.No change or children .or Armed Forces
V	1	.Value to blank
V	2	.Blank to value
V	3	.Value to value
V	4	.Allocated
D AXGRSWK	1	535 (0:4)
V	0	.No change or children .or Armed Forces
V	1	.Value to blank
V	2	.Blank to value
V	3	.Value to value
V	4	.Allocated
D AXJNMEM	1	536 (0:4)
V	0	.No change or children .or Armed Forces
V	1	.Value to blank
V	2	.Blank to value
V	3	.Value to value
V	4	.Allocated
D AXJNCOV	1	537 (0:4)
V	0	.No change or children .or Armed Forces
V	1	.Value to blank
V	2	.Blank to value
V	3	.Value to value
V	4	.Allocated
D AXENRCHK	1	538 (0:4)
V	0	.No change or children .or Armed Forces
V	1	.Value to blank
V	2	.Blank to value
V	3	.Value to value
V	4	.Allocated
D AXENRLW	1	539 (0:4)
V	0	.No change or children .or Armed Forces
V	1	.Value to blank
V	2	.Blank to value
V	3	.Value to value
V	4	.Allocated
D AXHSCOL	1	540 (0:4)
V	0	.No change or children .or Armed Forces
V	1	.Value to blank
V	2	.Blank to value
V	3	.Value to value
V	4	.Allocated
D AXFTPT	1	541 (0:4)
V	0	.No change or children .or Armed Forces

DATA	SIZE	BEGIN
V	1	.Value to blank
V	2	.Blank to value
V	3	.Value to value
V	4	.Allocated
*****		
* Allocation Flags for March Supplement *		
* Edited and Allocated Items *		
*****		
D I-ERNYN	1	542 (0:1)
V	0	.No change or children
V	1	.Allocated
D I-ERNVAL	1	543 (0:1)
V	0	.No change or children
V	1	.Allocated
D I-WSYN	1	544 (0:1)
V	0	.No change or children
V	1	.Allocated
D I-WSVAL	1	545 (0:1)
V	0	.No change or children
V	1	.Allocated
D I-SEYN	1	546 (0:1)
V	0	.No change or children
V	1	.Allocated
D I-SEVAL	1	547 (0:1)
V	0	.No change or children
V	1	.Allocated
D I-FRMYN	1	548 (0:1)
V	0	.No change or children
V	1	.Allocated
D I-FRMVAL	1	549 (0:1)
V	0	.No change or children
V	1	.Allocated
D I-UCYN	1	550 (0:1)
V	0	.No change or children
V	1	.Allocated
D I-UCVAL	1	551 (0:1)
V	0	.No change or children
V	1	.Allocated
D I-WCYN	1	552 (0:1)
V	0	.No change or children
V	1	.Allocated
D I-WCTYP	1	553 (0:1)
V	0	.No change or children
V	1	.Allocated
D I-WCVAL	1	554 (0:1)
V	0	.No change or children
V	1	.Allocated
D I-SSYN	1	555 (0:1)
V	0	.No change or children
V	1	.Allocated
D I-SSVAL	1	556 (0:1)
V	0	.No change or children
V	1	.Allocated
D I-SSIYN	1	557 (0:1)
V	0	.No change or children
V	1	.Allocated

## PERSON RECORD

DATA	SIZE	BEGIN
D I-SSIVAL	1	558 (0:1)
V	0	.No change or children
V	1	.Allocated
D I-PAWYN	1	559 (0:1)
V	0	.No change or children
V	1	.Allocated
D I-PAWTYP	1	560 (0:1)
V	0	.No change or children
V	1	.Allocated
D I-PAWVAL	1	561 (0:1)
V	0	.No change or children
V	1	.Allocated
D I-PAWMO	1	562 (0:1)
V	0	.No change or children
V	1	.Allocated
D I-VETYN	1	563 (0:1)
V	0	.No change or children
V	1	.Allocated
D I-VETYP	1	564 (0:1)
V	0	.No change or children
V	1	.Allocated
D I-VETVAL	1	565 (0:1)
V	0	.No change or children
V	1	.Allocated
D I-VETQVA	1	566 (0:1)
V	0	.No change or children
V	1	.Allocated
D I-SURYN	1	567 (0:1)
V	0	.No change or children
V	1	.Allocated
D I-SURTYP	1	568 (0:1)
V	0	.No change or children
V	1	.Allocated
D I-SURSC1	1	569 (0:1)
V	0	.No change or children
V	1	.Allocated
D I-SURSC2	1	570 (0:1)
V	0	.No change or children
V	1	.Allocated
D I-SURVL1	1	571 (0:1)
V	0	.No change or children
V	1	.Allocated
D I-SURVL2	1	572 (0:1)
V	0	.No change or children
V	1	.Allocated
D I-DISSC1	1	573 (0:1)
V	0	.No change or children
V	1	.Allocated
D I-DISSC2	1	574 (0:1)
V	0	.No change or children
V	1	.Allocated
D I-DISHP	1	575 (0:1)
V	0	.No change or children
V	1	.Allocated
D I-DISCS	1	576 (0:1)
V	0	.No change or children
V	1	.Allocated

DATA	SIZE	BEGIN
D I-DISYN	1	577 (0:1)
V	0	.No change or children
V	1	.Allocated
D I-DISTYP	1	578 (0:1)
V	0	.No change or children
V	1	.Allocated
D I-DISVL1	1	579 (0:1)
V	0	.No change or children
V	1	.Allocated
D I-DISVL2	1	580 (0:1)
V	0	.No change or children
V	1	.Allocated
D I-RETYN	1	581 (0:1)
V	0	.No change or children
V	1	.Allocated
D I-RETSC1	1	582 (0:1)
V	0	.No change or children
V	1	.Allocated
D I-RETSC2	1	583 (0:1)
V	0	.No change or children
V	1	.Allocated
D I-RETVL1	1	584 (0:1)
V	0	.No change or children
V	1	.Allocated
D I-RETVL2	1	585 (0:1)
V	0	.No change or children
V	1	.Allocated
D I-INTYN	1	586 (0:1)
V	0	.No change or children
V	1	.Allocated
D I-INTVAL	1	587 (0:1)
V	0	.No change or children
V	1	.Allocated
D I-DIVYN	1	588 (0:1)
V	0	.No change or children
V	1	.Allocated
D I-DIVVAL	1	589 (0:1)
V	0	.No change or children
V	1	.Allocated
D I-RNTYN	1	590 (0:1)
V	0	.No change or children
V	1	.Allocated
D I-RNTVAL	1	591 (0:2)
V	0	.No change or children
V	1	.Allocated
D I-EDYN	1	592 (0:1)
V	0	.No change or children
V	1	.Allocated
D I-EDTYP1	1	593 (0:1)
V	0	.No change or children
V	1	.Allocated
D I-EDTYP2	1	594 (0:1)
V	0	.No change or children
V	1	.Allocated
D I-OEDVAL	1	595 (0:1)
V	0	.No change or children
V	1	.Allocated

DATA	SIZE	BEGIN
D I-CSPYN	1	596 (0:1)
V	0	.No change or children
V	1	.Allocated
D I-CSPVAL	1	597 (0:1)
V	0	.No change or children
V	1	.Allocated
D I-ALMYN	1	598 (0:1)
V	0	.No change or children
V	1	.Allocated
D I-ALMVAL	1	599 (0:1)
V	0	.No change or children
V	1	.Allocated
D I-FINYN	1	600 (0:1)
V	0	.No change or children
V	1	.Allocated
D I-FINVAL	1	601 (0:1)
V	0	.No change or children
V	1	.Allocated
D I-OIVAL	1	602 (0:1)
V	0	.No change or children
V	1	.Allocated
D I-NWLOOK	1	603 (0:1)
V	0	.No change or children
V	1	.Allocated
D I-NWLKWK	1	604 (0:1)
V	0	.No change or children
V	1	.Allocated
D I-RSNNOT	1	605 (0:1)
V	0	.No change or children
V	1	.Allocated
D I-LOSEWK	1	606 (0:1)
V	0	.No change or children
V	1	.Allocated
D I-LKWEK	1	607 (0:1)
V	0	.No change or children
V	1	.Allocated
D I-LKSTR	1	608 (0:1)
V	0	.No change or children
V	1	.Allocated
D I-PYRSN	1	609 (0:1)
V	0	.No change or children
V	1	.Allocated
D I-PHMEMP	1	610 (0:1)
V	0	.No change or children
V	1	.Allocated
D I-HRSWK	1	611 (0:1)
V	0	.No change or children
V	1	.Allocated
D I-HRCHK	1	612 (0:1)
V	0	.No change or children
V	1	.Allocated
D I-PTYN	1	613 (0:1)
V	0	.No change or children
V	1	.Allocated

DATA	SIZE	BEGIN
D I-PTWKS	1	614 (0:1)
V	0	.No change or children
V	1	.Allocated
D I-PTRSN	1	615 (0:1)
V	0	.No change or children
V	1	.Allocated
D I-LJCW	1	616 (0:1)
V	0	.No change or children
V	1	.Allocated
D I-INDUS	1	617 (0:1)
V	0	.No change or children
V	1	.Allocated
D I-OCCUP	1	618 (0:1)
V	0	.No change or children
V	1	.Allocated
D I-WORKYN	1	619 (0:1)
V	0	.No change or children
V	1	.Allocated
D I-WTEMP	1	620 (0:1)
V	0	.No change or children
V	1	.Allocated
D I-WKSWK	1	621 (0:1)
V	0	.No change or children
V	1	.Allocated
D I-WKCHK	1	622 (0:1)
V	0	.No change or children
V	1	.Allocated
D I-ERNSRC	1	623 (0:1)
V	0	.No change or children
V	1	.Allocated
D I-NOEMP	1	624 (0:1)
V	0	.No change or children
V	1	.Allocated
D I-MCARE	1	625 (0:2)
V	0	.No change or children
V	1	.Allocated
V	2	.Not allocated
D I-MCAID	1	626 (0:2)
V	0	.No change or children
V	1	.Allocated
V	2	.Not allocated
D I-CHAMP	1	627 (0:2)
V	0	.No change or children
V	1	.Allocated
D I-HIYN	1	628 (0:2)
V	0	.No change or children
V	1	.Allocated
V	2	.Not allocated
D I-HIOWN	1	629 (0:1)
V	0	.No change or children
V	1	.Allocated
D I-HIEMP	1	630 (0:1)
V	0	.No change or children
V	1	.Allocated
D I-HIPAID	1	631 (0:1)
V	0	.No change or children
V	1	.Allocated

PERSON RECORD

DATA	SIZE	BEGIN
D I-HIELSE	1	632 (0:1)
V	0	.No change or children
V	1	.Allocated
D I-PENPLA	1	633 (0:1)
V	0	.No change or children
V	1	.Allocated
D I-PENINC	1	634 (0:1)
V	0	.No change or children
V	1	.Allocated
D I-MIG1	1	635 (0:2)
		Mobility status
V	0	.No change or children
V	1	.Allocated
D I-MIG4	1	636 (0:3)
		Level of allocation
V	0	.No change or children
V	1	.MCD and below assigned/ .allocated
V	2	.County and below assigned/ .allocated
V	3	.State and below assigned/ .allocated

DATA	SIZE	BEGIN
D TCERNVAL	1	637 (0:1)
		Earnings from employer or self-employment
D TCWSVAL	1	638 (0:1)
		Wage and salary income suppression flag
D TCSEVAL	1	639 (0:1)
		Nonfarm self employment income suppression flag
D TCFFMVAL	1	640 (0:1)
		Farm self employment income suppression flag
D A-WERNTF	1	641 (0:1)
		Current earnings - weekly pay
D A-HERNTF	1	642 (0:1)
		Current earnings - hourly pay
D FILLER	14	643
		Blank Filler

```

*****
* The maximum amount that may be shown *
* is indicated in the range of Item. *
* Any amount exceeding the maximum has *
* been recoded to the maximum for *
* persons 15+ years and over *
* V 0 .Not topcoded *
* V 1 .Value topcoded *
*****
    
```

# GLOSSARY

## Subject Concepts

**Age.** Age classification is based on the age of the person at his/her last birthday. The adult universe (i.e., population of marriageable age) is comprised of persons 15 years old and over for March supplement data and for CPS labor force data.

**Annuities.** (See Income.)

**Armed Forces.** Armed Forces members enumerated in off-base housing or on base with their families are included on the CPS data file in March. In addition to demographic and family data, supplemental data on income and work experience for Armed Forces members are included.

**Base Weight.** The constant weight assigned to the sample (inverse of the sampling fraction) which is adjusted to produce the final weight.

**Civilian Labor Force.** (See Labor Force.)

**Class of Worker.** This refers to the broad classification of the person's employer. On the March file, these broad classifications for current jobs are private, government, self-employed, without pay, and never worked. Private and government workers are considered "wage and salary workers;" this classification scheme includes self-employed, incorporated persons in with "private" workers. For the longest job held last year, this class of worker scheme includes private; government by level/Federal, State, and local; self-employed incorporated, self-employed unincorporated or farm; and without pay. The wage and salary category for longest job held includes private, government (all levels), and self-employed incorporated.

**Dividends.** (See Income.)

**Duration of Unemployment.** Duration of unemployment represents the length of time (through the current survey week) during which persons classified as unemployed are continuously looking for work. For persons on layoff, duration of unemployment represents the number of full weeks since the termination of their most recent employment. A period of two weeks or more during which a person is employed or ceased looking for work is considered to break the conti-

nuity of the present period of seeking work. Average duration is an arithmetic mean computed from a distribution by single weeks of unemployment.

**Earners, Number of.** The file includes all persons 15 years old and over in the household with \$1 or more in wages and salaries, or \$1 or more of a loss in net income from farm or nonfarm self-employment during the preceding year.

**Earnings Weight.** Each person record in month-in-sample 4 and 8 contains an earnings weight for current earnings.

**Education.** (See Years of School Completed.)

**Employed.** (See Labor Force.)

**Energy Assistance Program.** The Low-Income Home Energy Assistance Program provides financial assistance to qualified households to help them pay heating costs. The program is funded by the Federal government and administered by the States under broad guidelines. In some States a household may automatically be eligible for this program if the household receives (1) Aid to Families with Dependent Children, (2) Food Stamps, (3) Supplemental Security Income (SSI), and (4) certain Veterans' benefits.

The energy assistance questions were asked for the first time in 1982. Questions asked in the March 1989 survey included (1) recipient since October 1, 1988, and (2) total amount received during the reference period.

**ESR (Employment Status Recode).** This classification is available for each civilian 15 years old and over according to his/her responses to the monthly (basic) labor force items in March.

**Family.** A family is a group of two persons or more (one of whom is the householder) residing together and related by birth, marriage, or adoption. All such persons (including related subfamily members) are considered as members of one family. Beginning with the 1980 CPS, unrelated subfamilies (referred to in the past as secondary families) are no longer included in the count of families, nor are the members of unrelated subfamilies included in the count of family members.

**Family Household.** A family household is a household maintained by a family (as defined above), and may include among the household members any unrelated persons (unrelated sub-family members and/or unrelated individuals) who may be residing there. The number of family households is equal to the number of families. The count of family household members differs from the count of family members, however, in that the family household members include all persons living in the household, whereas family members include only the householder and his/her relatives. (See the definition of Family).

**Family Weight.** The weight on the family record is the March supplement weight of the householder or reference person. This weight on the primary family record should be used to tabulate the number of families.

**Farm Self-Employment Net Income.** The term is defined as net money income (gross receipts minus operating expenses) from the operation of a farm by a person on his own account, as an owner, as a renter, or as a sharecropper. Gross receipts include the value of all products sold, government crop loans, money received from the rental of farm equipment to others, and incidental receipts from the sale of wood, sand, gravel, etc.

Operation expenses include cost of feed, fertilizer, seed, and other farming supplies, cash wages paid to farm hands, depreciation charges, cash rent, interest on farm mortgages, farm building repairs, farm taxes (not State and Federal income taxes), etc. The value of fuel, food, or other farm products used for household living is not included as part of net income. Inventory changes are considered in determining net income only when they are accounted for in replies based on income tax returns or other official records which reflect inventory changes.

**Final Weight.** Used in tabulating monthly labor force items. This weight should be used when producing estimates from the basic CPS data. It should not be used to tabulate March supplement data.

**Food Stamps.** The Food Stamp Act of 1977 was enacted for the purpose of increasing the food purchasing power of eligible households through the use of coupons to purchase food. The Food and Nutrition Service of the U.S. Department of Agriculture (USDA) administers the Food Stamp Program through State and local welfare offices. The Food Stamp Program is the major national income support program which provides benefits to all low-income and low-resource households regardless of household

characteristics (e.g., sex, age, disability, etc.). The questions on participation in the Food Stamp Program in the March CPS were designed to identify households in which one or more of the current members received food stamps during the previous calendar year. Once a food stamp household was identified, a question was asked to determine the number of current household members covered by food stamps during the previous calendar year. Questions were also asked about the number of months food stamps were received during the previous calendar year and the total face value of all food stamps received during that period.

**Full-Time Worker.** Persons on full-time schedules include persons working 35 hours or more, persons who worked 1-34 hours for noneconomic reasons (e.g., illness) and usually work full-time, and persons "with a job but not at work" who usually work full-time.

**Group Health Insurance Coverage.** Civilian persons 15 years old and over who worked in the previous calendar year and who participated in group health insurance plans provided by the employer or union were asked whether part or all of the health insurance premiums were paid for by the union or employer and the extent of persons covered.

Additional questions were asked to determine if sample persons were covered by any other type of health insurance plan. These items are intended to measure retirees covered by continuing employer provided coverage and persons who purchased coverage on their own.

**Group Quarters.** Group quarters are noninstitutional living arrangements for groups not living in conventional housing units or groups living in housing units containing nine or more persons unrelated to the person in charge.

**Head Versus Householder.** Beginning with the March 1980 CPS, the Bureau of the Census discontinued the use of the terms "head of household" and "head of family." Instead, the terms "householder" and "family householder" are used.

**Highest Grade of School Attended.** (See Years of School Completed.)

**Hispanic Origin.** Persons of Hispanic origin in this file are determined on the basis of a question that asked for self-identification of the person's origin or descent. Respondents are asked to select their origin (or the origin of some other

household member) from a "flash card" listing ethnic origins. Persons of Hispanic origin, in particular, are those who indicated that their origin was Mexican-American, Chicano, Mexican, Mexicano, Puerto Rican, Cuban, Central or South American, or other Hispanic.

**Hours of Work.** Hours of work statistics relate to the actual number of hours worked during the survey week. For example, a person who normally works 40 hours a week but who is off on the Veterans Day holiday is reported as working 32 hours even though he is paid for the holiday.

For persons working in more than one job, the figures relate to the number of hours worked in all jobs during the week. However, all the hours are credited to the major job.

**Household.** A household consists of all the persons who occupy a house, an apartment, or other group of rooms, or a room, which constitutes a housing unit. A group of rooms or a single room is regarded as a housing unit when it is occupied as separate living quarters; that is, when the occupants do not live and eat with any other person in the structure, and when there is direct access from the outside or through a common hall. The count of households excludes persons living in group quarters, such as rooming houses, military barracks, and institutions. Inmates of institutions (mental hospitals, rest homes, correctional institutions, etc.) are not included in the survey.

**Household Weight.** Household weight is the March Supplement weight of the householder. This weight should be used to tabulate estimates of households.

**Householder.** The householder refers to the person (or one of the persons) in whose name the housing unit is owned or rented (maintained) or, if there is no such person, any adult member, excluding roomers, boarders, or paid employees. If the house is owned or rented jointly by a married couple, the householder may be either the husband or the wife. The person designated as the householder on the file is the "reference person" on the CPS-260 control card to whom the relationship of all other household members, if any, is recorded.

**Householder With No Other Relatives in Household.** A householder who has no relatives living in the household. This is the entry for a person living alone. Another example is the designated householder of an apartment shared by two or more unrelated individuals.

**Householder With Other Relatives (Including Spouse) in Household.** The person designated as householder if he/she has one or more relatives (including spouse) living in the household.

**Income.** For each person in the sample who is 15 years old and over, questions are asked on the amount of money income received in the preceding calendar year from each of the following sources: (1) money wages or salary; (2) net income from nonfarm self-employment; (3) net income from farm self-employment; (4) Social Security or railroad retirement; (5) Supplemental Security Income; (6) public assistance or welfare payments; (7) interest (on savings or bonds); (8) dividends, income from estates or trusts, or net rental income; (9) veterans' payment or unemployment and workmen's compensation; (10) private pensions or government employee pensions; (11) alimony or child support, regular contributions from persons not living in the household, and other periodic income.

Although income statistics refer to receipts during the preceding year, the characteristics of the person such as age, labor force status, etc., and the composition of households refer to the time of the survey. The income of the household does not include amounts received by persons who are members of the household during all or part of the income year if these persons no longer reside with the household at the time of enumeration. On the other hand, household income includes amounts reported by persons who did not reside with the household during the income year but who were members of the household at the time of enumeration.

Data on consumer income collected in the CPS by the Bureau of the Census cover money income received (exclusive of certain money receipts such as capital gains) before payments for personal income taxes, Social Security, union dues, Medicare deductions, etc. Also, money income does not reflect the fact that some households receive part of their income in the form of nonmoney transfers such as food stamps, health benefits, subsidized housing, and energy assistance; that many farm households receive nonmoney income in the form of rent free housing and goods produced and consumed on the farm; or that nonmoney income is received by some nonfarm residents that often takes the form of the use of business transportation and facilities, or full or partial contributions for retirement programs, medical and educational expenses, etc. These elements should be considered when comparing income levels. Moreover, readers should be aware that for many different reasons there is a tendency in household surveys for respondents to under report their income. From an analysis of independently derived

income estimates, it has been determined that wages and salaries tend to be much better reported than such income types as public assistance, Social Security, and net income from interest, dividends, rents, etc.

**Income Sources - Wages and Salary.** Money wages or salary is defined as total money earnings received for work performed as an employee during the income year. It includes wages, salary, Armed Forces pay, commissions, tips, piece-rate payments, and cash bonuses earned, before deductions are made for taxes, bonds, pensions, union dues, etc. Earnings for self-employed incorporated businesses are considered wage and salary.

**Income Sources - Nonfarm Self-Employment.** Net income from nonfarm self-employment is net money income (gross receipts minus expenses) from one's own business, professional enterprise, or partnership. Gross receipts include the value of all goods sold and services rendered. Expenses include costs of goods purchased, rent, heat, light, power, depreciation charges, wages and salaries paid, business taxes (not personal income taxes), etc. In general, inventory changes are considered in determining net income since replies based on income tax returns or other official records do reflect inventory changes. However, when values of inventory changes are not reported, net income figures exclusive of inventory changes are accepted. The value of saleable merchandise consumed by the proprietors of retail stores is not included as part of net income.

**Income Sources - Farm Self-Employment.** Net income from farm self-employment is net money income (gross receipts minus operating expenses) from the operation of a farm by a person on his own account, as an owner, as a renter, or as a sharecropper. Gross receipts include the value of all products sold, government crop loans, money received from the rental of farm equipment to others, and incidental receipts from the sale of wood, sand, gravel, etc.

Operating expenses include cost of feed, fertilizer, seed, and other farming supplies, cash wages paid to farm hands, depreciation charges, cash rent, interest on farm mortgages, farm building repairs, farm taxes (not State and Federal income taxes), etc. The value of fuel, food, or other farm products used for family living is not included as part of net income. In general, inventory changes are considered in determining net income only when they are accounted for in replies based on income tax returns or other official records which reflect inventory changes; oth-

erwise, inventory changes are not taken into account.

**Income Sources - Social Security.** Social Security includes Social Security pensions and survivors' benefits, and permanent disability insurance payments made by the Social Security Administration prior to deductions for medical insurance and railroad retirement insurance checks from the U.S. Government. "Medicare" reimbursements are not included.

**Income Sources - Supplemental Security Income.** Supplemental Security Income includes payments made by Federal, State, and local welfare agencies to low income persons who are (1) aged (65 years old and over), (2) blind, or (3) disabled.

**Income Sources - Public Assistance.** Public assistance or welfare payments include public assistance payments such as Aid to Families with Dependent Children and general assistance.

**Income Sources - Interest and Dividends.** Interest, dividends, income from estates or trusts, net rental income or royalties include dividends from stockholdings or membership in associations, interest on savings or bonds, periodic receipts from estates or trust funds, net income from rental of a house, store, or other property to others, receipts from boarders or lodgers, and net royalties.

**Income Sources - Unemployment Compensation, Worker's Compensation, and Veterans' Payments.** Unemployment compensation, veterans' payments, or worker's compensation includes: (1) unemployment compensation received from government unemployment insurance agencies or private companies during periods of unemployment and any strike benefits received from union funds; (2) money paid periodically by the Veterans Administration to disabled members of the Armed Forces or to survivors of deceased veterans, subsistence allowances paid to veterans for education and on-the-job training, as well as so-called "refunds" paid to ex-servicemen as GI insurance premiums; and (3) worker's compensation received periodically from public or private insurance companies for injuries incurred at work. The cost of this insurance must have been paid by the employer and not by the person.

**Income Sources - Private and Government Pensions and Annuities.** Many employers and unions have established pension program their employees so that upon retirement the employee will receive regular income to replace his/her



earnings. Many of these programs also provide income to the employees if he/she becomes severely disabled, or to his/her survivors if the employee dies. Other types of retirement income include annuities and paid up life insurance policies. Some people purchase annuities which yield a set amount over a certain number of years. Other people may convert their paid up life insurance policy into an annuity after they retire.

**Income Sources - Alimony and Child Support.** Alimony is money received periodically from a former spouse following a divorce or separation. Child support is money received from a parent for the support of their children following a divorce or legal separation. Money received from relatives, other than the parent, or friends is not considered as child support.

**Receipts Not Counted As Income.** Receipts from the following sources are not included as income: (1) money received from the sale of property, such as stocks, bonds, a house, or a car (unless the person is engaged in the business of selling such property, in which case the net proceeds is counted as income from self-employment); (2) withdrawals of bank deposits; (3)

money borrowed; (4) tax refunds; (5) gifts; and (6) lump-sum inheritances of insurance payments.

**Industry, Occupation, and Class of Worker (I&O) - Current Job (basic data).** For the employed, current job is the job held in the reference week (the week before the survey). Persons with two or more jobs are classified in the job at which they worked the most hours during the reference week. The unemployed are classified according to their latest full-time job lasting two or more weeks or by the job (either full-time or part-time) from which they were on layoff. The I & O questions are also asked of persons not in the labor force who are in the fourth and eighth months in sample and who have worked in the last five years. The occupation/industry classification system for the 1980 Census of Population was used to code March CPS data beginning with the March 1983 file. See the table below.

**Industry, Occupation, and Class of Worker-Longest Job (supplement data).** Longest job applies to the job held longest during the preceding year for persons who worked that year, without regard to their current employment status.

Subject	Character Position	
	Current or Most Recent Full-Time Job	Longest Job Last Year (Work Experience)
Industry	3 digit detailed	P 49-51
	2-digit detailed (Recode)	P 52-53
Occupation	Major Group Recode	N/A
	3-digit detailed	P 56-58
	2-digit detailed (Recode)	P 54-55
Class of Worker	Major Group recode	N/A
		P 59
		P 151-153
		P 322-323
		P 316-317
		P 154-156
		P 318-319
		P 320-321
		P 314

**Job Seekers.** All unemployed persons who made specific efforts to find a job sometime during the 4-week period preceding the survey week.

**Keeping House.** Persons are classified as keeping house if they engage in own housework. This is one of the "not in labor force" classifications - employment status recode (ESR) = 4.

**Labor Force.** Persons are classified as in the labor force if they are employed, unemployed, or in the Armed Forces during the survey week. The "civilian labor force" includes all civilians classified

as employed or unemployed. The file includes labor force data for civilians age 15 and over. However, the official definition of the civilian labor force is age 16 and over.

- Employed.** Employed persons comprise (1) all civilians who, during the survey week did any work at all as paid employees or in their own business or profession, or on their own farm, or who work 15 hours or more as unpaid workers on a farm or a business operated by a member of the family; and (2) all those who have jobs but who are not

working because of illness, bad weather, vacation, or labor-management dispute, or because they are taking time off for personal reasons, whether or not they are seeking other jobs. These persons would have an Labor Force Status Recode (LFSR) of 1 or 2 respectively in character 12 of the person record which designates "at work" and "with a job, but not at work." Each employed person is counted only once. Those persons who held more than one job are counted in the job at which they worked the greatest number of hours during the survey week. If they worked an equal number of hours at more than one job, they are counted at the job they held the longest.

2. **Unemployed.** Unemployed persons are those civilians who, during the survey week, have no employment but are available for work, and (1) have engaged in any specific job seeking activity within the past 4 weeks such as registering at a public or private employment office, meeting with prospective employers, checking with friends or relatives, placing or answering advertisements, writing letters of application, or being on a union or professional register; (2) are waiting to be called back to a job from which they had been laid off; or (3) are waiting to report to a new wage or salary job within 30 days. These persons would have an LFSR code of 3 in character 12 of the person record. The unemployed includes job leavers, job losers, new job entrants, and job reentrants.
  - a. **Job Leavers.** Persons who quit or otherwise terminate their employment voluntarily and immediately begin looking for work.
  - b. **Job Losers.** Persons whose employment ends involuntarily, who immediately begin looking for work, and those persons who are already /on layoff.
  - c. **New Job Entrants.** Persons who never worked at a full-time job lasting two weeks or longer.
  - d. **Job Reentrants.** Persons who previously worked at a full-time job lasting two weeks or longer but are out of the labor force prior to beginning to look for work.
3. **Not in Labor Force.** All civilians 15 years old and over who are not classified as employed or unemployed. These persons are further

classified as major activity: keeping house, going to school, unable to work because of long-term physical or mental illness, and other. The "other" group includes, for the most part, retired persons. Persons who report doing unpaid work in a family farm or business for less than 15 hours are also classified as not in the labor force.

For persons not in the labor force, data on previous work experience, intentions to seek work again, desire for a job at the time of interview, and reasons for not looking for work are asked only in those households that are in the fourth and eighth months of the sample, i.e., the "outgoing" groups, those which had been in the sample for three previous months and would not be in for the subsequent month.

These items are asked in question 24; see the questionnaire facsimile. Such persons have an LFSR code of 5-7 in character 12 of the person record.

Finally, it should be noted that the unemployment rate represents the number of persons unemployed as a percent of the civilian labor force 16 years old and over. This measure can also be computed for groups within the labor force classified by sex, age, marital status, race, etc. The job loser, job leaver, reentrant, and new entrant rates are each calculated as a percent of the civilian labor force 16 years old and over; the sum of the rates for the four groups thus equals the total unemployment rate.

**Layoff.** A person who is unemployed but expects to be called back to a specific job. If he/she expects to be called back within 30 days, it is considered a temporary layoff; otherwise, it is an indefinite layoff.

**Looking for Work.** A person who is trying to get work or trying to establish a business or profession.

**March Supplement Weight.** The March supplement weight is on all person records and is used to produce "supplement" estimates; that is, income, work experience, migration, and family characteristic estimates.

**Marital Status.** The marital status classification identifies four major categories: single (never married), married, widowed, and divorced. These terms refer to the marital status at the time of enumeration.

The category "married" is further divided into "married, civilian spouse present," "married, Armed Force spouse present," "married, spouse absent," "married, Armed Force spouse absent," and "separated." A person is classified as "married,

spouse present" if the husband or wife is reported as a member of the household even though he or she may be temporarily absent on business or on vacation, visiting, in a hospital, etc., at the time of the enumeration. Persons reported as "separated" included those with legal separations, those living apart with intentions of obtaining a divorce, and other persons permanently or temporarily estranged from their spouses because of marital discord.

For the purpose of this file, the group "other marital status" includes "widowed and divorced," "separated," and "other married, spouse absent."

**Medicare.** The Medicare Program is designed to provide medical care for the aged and disabled. The Basic Hospital Insurance Plan (Part A) is designed to provide basic protection against hospital costs and related post-hospital services. This plan also covers many persons under 65 years old who receive Social Security or railroad retirement benefits based on long-term disability. Part A is financed jointly by employers and employees through Social Security payroll deductions. Qualified persons 65 years old and over who are not otherwise eligible for Part A benefits may pay premiums directly to obtain this coverage. The Medical Insurance Plan (Part B) is a voluntary plan which builds upon the hospital insurance protection provided by the basic plan. It provides insurance protection covering physicians' and surgeons' services and a variety of medical and other health services received either in hospitals or on an ambulatory basis. It is financed through monthly premium payments by each enrollee, and subsidized by Federal general revenue funds.

The Medicare question on the March CPS attempted to identify all persons 15 years old and over who were "covered" by Medicare at any time during the previous calendar year. The term "covered" means enrolled in the Medicare Program. In order to be counted, the person did not necessarily have to receive medical care paid for by Medicare.

**Medicaid.** The Medicaid Program is designed to provide medical assistance to needy families with dependent children, and to aged, blind, or permanently and totally disabled individuals whose incomes and resources are insufficient to meet the costs of necessary medical services. The program is administered by State agencies through grants from the Health Care Financing Administration of the Department of Health and Human Services. Funding for medical assistance payments consists of a combination of Federal, State, and in some cases, local funds.

Medicaid is a categorical program with complex eligibility rules which vary from State to State. There are two basic groups of eligible individuals: the categorically eligible and the medically needy. The major categorically eligible groups are all Aid to Families with Dependent Children (AFDC) recipients and most Supplemental Security Income (SSI) recipients. Other categorically eligible groups are (1) those who meet basic State cash assistance eligibility rules/aged, blind, disabled, needy single parents with children, and, in some States, needy unemployed parents with children, but who are not currently receiving money payments; and (2) needy persons who meet categorical eligibility standards but are institutionalized for medical reasons (e.g., low-income elderly persons in nursing homes). However, such institutionalized persons are not included in the CPS universe and, therefore, are not reflected in these statistics.

In roughly one-half of the States, coverage is extended to the medically needy/persons meeting categorical age, sex, or disability criteria, whose money incomes and assets exceed eligibility levels for cash assistance but are not sufficient to meet the cost of medical care. In such States, qualifying income and asset levels are usually above those set for cash assistance. Families with large medical expenses relative to their incomes and assets may also meet medically needy eligibility standards in these States.

The Medicaid question on the March CPS attempted to identify all persons who were "covered" by Medicaid at any time during the previous calendar year. The term "covered" means enrolled in the Medicaid program, i.e., had a Medicaid medical assistance card, or incurred medical bills which were paid for by Medicaid. In order to be counted, the person did not have to receive medical care paid for by Medicaid.

After data collection and creation of an initial microdata file, further refinements were made to assign Medicaid coverage to children. In this procedure all children under 21 years old in families were assumed to be covered by Medicaid if either the householder or spouse reported being covered by Medicaid (this procedure was required mainly because the Medicaid coverage question was asked only for persons 15 years old and over). All adult AFDC recipients and their children, and SSI recipients living in States which legally require Medicaid coverage of all SSI recipients, were also assigned coverage.

**Mobility Status.** The population of the United States, 15 years old and over, is classified according to mobility status on the basis of a comparison between the place of residence of each individual at the time of the March CPS and the place of residence in March of the previous year.

The information on mobility status is obtained from the responses to a series of inquiries. The first of three inquiries is: "Was...living in this house 1 year ago...?" If the answer was "No," the enumerator asked, "Where did...live on March 1, 1988?" In classification, three main categories distinguish nonmovers, movers, and movers from abroad.

**Nonmovers** are all persons who are living in the same house at the end of the period as at the beginning of the period. **Movers** are all persons who are living in a different house at the end of the period than at the beginning of the period. Movers from abroad include all persons, either citizens or aliens, whose place of residence is outside the United States at the beginning of the period, that is, in an outlying area under the jurisdiction of the United States or in a foreign country. The mobility status for children is fully allocated from the mother if she is in the household; otherwise it is allocated from the householder.

**Month-In-Sample.** The term is defined as the number of times a unit is interviewed. Each unit is interviewed eight times during the life of the sample.

**Never Worked.** A person who has never held a full-time civilian job lasting two consecutive weeks or more.

**Nonfamily Householder.** A nonfamily householder (formerly called a primary individual) is a person maintaining a household while living alone or with nonrelatives only.

**Nonfarm Self-employment Net Income.** The term is defined as net money income (gross receipts minus expenses) from an individual's own business, professional enterprise, or partnership. Gross receipts include the value of all goods sold and services rendered. Expenses include costs of goods purchased, rent, heat, light, power, depreciation charges, wages and salaries paid, business taxes (not personal income taxes), etc. In general, inventory changes are considered in determining net income; replies based on income tax returns or other official records do reflect inventory changes; however, when values of inventory changes are not reported, net income figures exclusive of inventory changes are accepted. The value of saleable merchandise consumed by the proprietors of retail stores is not included as part of net income.

**Nonworker.** A person who did not do any work in the calendar year preceding the survey.

**Nonrelative of Householder With No Own Relatives in Household.** A nonrelative of the householder who has no relative(s) of his own in the household. This category includes such

nonrelatives as a ward, a lodger, a servant, or a hired hand, who has no relatives of his own living with him in the household.

**Nonrelative of Householder With Own Relatives (Including Spouse) in Household.** Any household member who is not related to the householder but has relatives of his own in the household; for example, a lodger, his spouse, and their son.

**Other Relative of Householder.** Any relative of the householder other than his spouse, child (including natural, adopted, foster, or step child), sibling, or parent; for example, grandson, daughter-in-law, etc.

**Own Child.** A child related by birth, marriage, or adoption to the family householder.

**Part-Time, Economic Reasons.** The item includes slack work, material shortages, repairs to plant or equipment, start or termination of job during the week, and inability to find full-time work. (See also Full-Time Worker.)

**Part-Time Other Reasons.** The item includes labor dispute, bad weather, own illness, vacation, demands of home housework, school, no desire for full-time work, and full-time worker only during peak season.

**Part-Time Work.** Persons who work between 1 and 34 hours are designated as working "part-time" in the current job held during the reference week. For the March supplement, a person is classified as having worked part-time during the preceding calendar year if he worked less than 35 hours per week in a majority of the weeks in which he worked during the year. Conversely, he is classified as having worked full-time if he worked 35 hours or more per week during a majority of the weeks in which he worked.

**Part-Year Work.** Part-year work is classified as less than 50 weeks' work.

**Pension Plan.** The pension plan question on the March CPS attempted to identify if pension plan coverage was available through an employer or union and if the employee was included. This information was collected for civilian persons 15 years old and over who worked during the previous calendar year.

**Population Coverage.** Population coverage includes the civilian population of the United States plus approximately 820,000 members of the Armed Forces in the United States living off post or with

their families on post but excludes all other members of the Armed Forces. This file excludes inmates of institutions. The labor force and work experience data are not collected for Armed Forces members.

**Poverty.** In this file, families and unrelated individuals are classified as being above or below the poverty level using a poverty index adopted by a Federal Interagency Committee in 1969 and slightly modified in 1981.

The modified index provides a range of income cutoffs or "poverty thresholds" adjusted to take into account family size, number of children, and age of the family householder or unrelated individual; prior to 1981, adjustments were also made on the basis of farm-nonfarm residence and sex of the householder. The impact of these revisions on the poverty estimates is minimal at the national level. The poverty cutoffs are updated every year to reflect changes in the Consumer Price Index. The average poverty threshold for a family of four was \$12,091 in 1985. For a detailed explanation of the poverty definition, see *Current Population Reports, Series P-60, No. 154, Money Income and Poverty Status of Persons in the United States: 1988.*

**Public Assistance.** (See Income.)

**Public or Other Subsidized Housing.** Participation in public housing is determined by two factors: program eligibility and the availability of housing. Income standards for initial and continuing occupancy vary by local housing authority, although the limits are constrained by Federal guidelines. Rental charges, which, in turn, define net benefits, are set by a Federal statute not to exceed 30 percent of net monthly money income. A recipient unit can either be a family of two or more related persons or an individual who is handicapped, elderly, or displaced by urban renewal or natural disaster.

There are some programs through which housing assistance is provided to low-income families and individuals living in public or privately owned dwellings. Two of the more common types of programs in which Federal, State, and local funds are used to subsidize private sector housing are rent supplement and interest reduction plans. Under a rent supplement plan the difference between the "fair market" rent and the rent charged to the tenant is paid to the owner by a government agency. Under an interest reduction program the amount of interest paid on the mortgage by the owner is reduced so that subsequent savings can be passed along to low income tenants in the form of lower rent charges.

There were two questions dealing with public and low cost housing on the March CPS supplement questionnaire. The first question identifies residence in a housing unit owned by a public agency. The second question identifies beneficiaries who were not living in public housing projects, but who were paying lower rent due to a government subsidy. These questions differ from other questions covering noncash benefits in that they establish current reciprocity status in March of the current year rather than reciprocity status during the previous year.

**Race.** The population is divided into five groups on the basis of race: White, Black, American Indian/Aleut Eskimo, Asian or Pacific Islander and Other races beginning with March 1989. The last category includes any other race except the four mentioned. In most of the published tables, "Other Races" are shown in total population.

**Reentrants.** Persons who previously worked at a full-time job lasting two weeks or longer but who are out of the labor force prior to beginning to look for work.

**Related Children.** Related children in a family include own children and all other children in the household who are related to the householder by birth, marriage, or adoption. For each type of family unit identified in the CPS, the count of own children under 18 years old is limited to single (never married) children; however, "own children under 25" and "own children of any age," include all children regardless of marital status. The totals include never-married children living away from home in college dormitories.

**Related Subfamily.** A related subfamily is a married couple with or without children, or one parent with one or more own single (never married) children under 18 years old, living in a household and related to, but not including, the householder or spouse. The most common example of a related subfamily is a young married couple sharing the home of the husband's or wife's parents. The number of related subfamilies is not included in the number of families.

**School.** A person who spent most of his time during the survey week attending any kind of public or private school, including trade or vocational schools in which students receive no compensation in money or kind.

**School Lunches.** The National School Lunch Program is designed to assist States in providing a school lunch for all children at moderate cost. The

National School Lunch Act of 1946 was further amended in 1970 to provide free and reduced-price school lunches for children of needy families. The program is administered by the Food and Nutrition Service of the U.S. Department of Agriculture (USDA) through State educational agencies or through regional USDA nutrition services for non-profit private schools. The program is funded by a combination of Federal funds and matching State funds.

All students eating lunches prepared at participating schools pay less than the total cost of the lunches. Some students pay the "full established" price for lunch (which itself is subsidized) while others pay a "reduced" price for lunch, and still others receive a "free" lunch. Program regulations require students receiving free lunches to live in households with incomes below 125 percent of the official poverty level. Those students receiving a reduced-price school lunch (10 to 20 cents per meal) live in households with incomes between 125 percent and 195 percent of the official poverty level. The data in this file, however, do not distinguish between reciprocity of free and reduced-price school lunches.

The questions on the March CPS provide a very limited amount of data for the school lunch program. Questions concerning the school lunch program were designed to identify the number of members 5 to 18 years old in households who "usually" ate a hot lunch. This defined the universe of household members usually receiving this noncash benefit. This was followed by a question to identify the number of members receiving free or reduced price lunches.

**Self-Employed.** Self-employed persons are those who work for profit or fees in their own business, profession or trade, or operate a farm.

**Stretches of Unemployment.** A continuous stretch is one that is not interrupted by the person getting a job or leaving the labor market to go to school, to keep house, etc. A period of two weeks or more during which a person is employed or ceased looking for work is considered to break the continuity of the period of seeking work.

**Topcode.** For confidentiality purposes, usual hourly earnings from the current job and earnings from the longest job are topcoded, i.e., cut off at a particular amount.

Refer to Appendix F for an explanation and topcode values of hourly earnings from the current job. Earnings from the longest job are collected during enumeration up to \$299,999; however, the amount is topcoded on the public use file at \$99,999.

From the supplement, total person's income is the sum of the amounts from the individual income

types; total family income is the sum of the total persons income for each family member; total household income is the sum of the total income for each person in the household.

**Total Money Income.** The term is defined as the arithmetic sum of money wages and salaries, net income from self-employment, and income other than earnings. The total income of a household is the arithmetic sum of the amounts received by all income recipients in the household.

**Unable to Work.** A person is classified as unable to work because of long-term physical or mental illness, lasting six months or longer.

**Unemployed.** (See Labor Force.)

**Unemployment Compensation.** (See Income.)

**Unpaid Family Workers.** Unpaid family workers are persons working without pay for 15 hours a week or more on a farm or in a business operated by a member of the household to whom they are related by birth or marriage.

**Unrelated Individuals.** Unrelated individuals are persons of any age (other than inmates of institutions) who are not living with any relatives. An unrelated individual may be (1) a nonfamily householder living alone or with nonrelatives only, (2) a roomer, boarder, or resident employee with no relatives in the household, or (3) a group quarters member who has no relatives living with him/her. Thus, a widow who occupies her house alone or with one or more other persons not related to her, a roomer not related to anyone else in the housing unit, a maid living as a member of her employer's household but with no relatives in the household, and a resident staff member in a hospital living apart from any relatives are all examples of unrelated individuals.

**Unrelated Subfamily.** An unrelated subfamily is a family that does not include among its members the householder and relatives of the householder. Members of unrelated subfamilies may include persons such as guests, roomers, boarders, or resident employees and their relatives living in a household. The number of unrelated subfamily members is included in the number of household members but is not included in the count of family members.

Persons living with relatives in group quarters were formerly considered as members of families. However, the number of such unrelated subfamilies is so small that persons in these unrelated subfamilies are included in the count of secondary individuals.

**Veteran Status.** If a person served at any time during the four major wars of this century, the code for the most recent wartime service is entered. The following codes are used:

- 0 Females, children under 15
- 1 Vietnam era
- 2 Korean
- 3 WWI
- 4 WWII
- 5 Other Service
- 6 Nonveteran

**Wage and Salary Workers.** Wage and salary workers receive wages, salary, commission, tips, or pay in kind from a private employer or from a governmental unit. Also included are persons who are self-employed in an incorporated business. (See income.)

**Weeks Worked in the Income Year.** Persons are classified according to the number of different weeks, during the preceding calendar year, in which they did any civilian work for pay or profit (including paid vacations and sick leave) or worked without pay on a family-operated farm or business.

**Workers.** (See Labor Force--Employed.)

**Work Experience.** Includes those persons who during the preceding calendar year did any work for pay or profit or worked without pay on a family-operated farm or business at any time during the year, on a part-time or full-time basis.

**Year-Round Full-Time Worker.** A year-round full-time worker is one who usually worked 35 hours or more per week for 50 weeks or more during the preceding calendar year.

**Years of School Completed.** Data on years of school completed are derived from the combination of answers to questions concerning the highest grade of school attended by the person and whether or not that grade is finished. Educational attainment applies only to progress in "regular" school. Such schools include graded public, private, and parochial elementary and high schools (both junior and senior high), colleges, universities, and professional schools, whether day schools or night schools. Thus, regular schooling is that which may advance a person toward an elementary school certificate or high school diploma, or a college, university, or professional school degree. Schooling in other than regular schools is counted only if the credits obtained are regarded as transferable to a school in the regular school system.





## GLOSSARY

### Geographic Concepts

**Geographic Division.** An area composed of contiguous States, with Alaska and Hawaii also included in one of the divisions. (A State is one of the 51 major political units in the United States.) The nine geographic divisions have been largely unchanged for the presentation of summary statistics since the 1910 census.

**Regions.** There are four regions: Northeast, Midwest (formerly North Central),<sup>1</sup> West, and South. States and divisions within regions are presented below.

#### NORTHEAST REGION

##### New England Division

Connecticut  
Maine  
Massachusetts  
New Hampshire  
Rhode Island  
Vermont

##### Middle Atlantic Division

New Jersey  
New York  
Pennsylvania

#### MIDWEST REGION

##### East North Central Division

Illinois  
Indiana  
Michigan  
Ohio  
Wisconsin

##### West North Central Division

Iowa  
Kansas  
Minnesota  
Missouri  
Nebraska  
North Dakota  
South Dakota

#### WEST REGION

##### Mountain Division

Arizona  
Colorado  
Idaho  
Montana  
Nevada  
Utah  
Wyoming

##### Pacific Division

Alaska  
California  
Hawaii  
Oregon  
Washington

---

1. The Midwest Region was designated as the North Central Region until June 1964.

## SOUTH REGION

### East South Central Division

Alabama  
Kentucky  
Mississippi  
Tennessee

### West South Central Division

Arkansas  
Louisiana  
Oklahoma  
Texas

### South Atlantic Division

Delaware  
District of Columbia  
Florida  
Georgia  
Maryland  
North Carolina  
South Carolina  
Virginia  
West Virginia

# APPENDIX A1

## Detailed Industry Classification Codes

(Numbers in parentheses are the 1972 SIC code equivalent; see Executive Office of the President, Office of Management and Budget, Standard Industrial Classification Manual, 1972 and the 1977 Supplement. "Pt" means part; "n.e.c." means not elsewhere classified.)

<b>Code</b>	<b>Industries</b>
000-009	not used
010-031	<b>AGRICULTURE, FORESTRY, AND FISHERIES</b>
010	Agricultural production, crops (01)
011	Agricultural production, livestock (02)
012-019	not used
020	Agricultural services, except horticultural (07, except 078)
021	Horticultural services (078)
022-029	not used
030	Forestry (08)
031	Fishing, hunting, and trapping (09)
032-039	not used
040-050	<b>MINING</b>
040	Metal mining (10)
041	Coal mining (11,12)
042	Crude petroleum and natural gas extraction (13)
043-049	not used
050	Nonmetallic mining and quarrying, except fuel (14)
051-059	not used
060	<b>CONSTRUCTION (15, 16, 17)</b>
061-099	not used
100-392	<b>MANUFACTURING</b>
100-222	<b>Nondurable Goods</b>
100-122	Food and kindred products
100	Meat products (201)
101	Dairy products (202)
102	Canned and preserved fruits and vegetables (203)
103-109	not used
110	Grain mill products (204)
111	Bakery products (205)
112	Sugar and confectionery products (206)
113-119	not used
120	Beverage industries (208)
121	Miscellaneous food preparations and kindred products (207, 209)
122	Not specified food industries
123-129	not used
130	Tobacco manufactures (21)
131	not used
132-150	Textile mill products
132	Knitting mills (225)
133-139	not used
140	Dyeing and finishing textiles, except wool and knit goods (226)
141	Floor coverings, except hard surface (227)
142	Yarn, thread, and fabric mills (228, 221-224)

<b>Code</b>	<b>Industries</b>
143-149	not used
150	Miscellaneous textile mill products (229)
151-152	Apparel and other finished textile products
151	Apparel and accessories, except knit (231-238)
152	Miscellaneous fabricated textile products (239)
153-159	not used
160-162	Paper and allied products
160	Pulp, paper, and paperboard mills (261-263, 266)
161	Miscellaneous paper and pulp products (264)
162	Paperboard containers and boxes (265)
163-170	not used
171-172	Printing, publishing, and allied industries
171	Newspaper publishing and printing (271)
172	Printing, publishing, and allied industries, except newspapers (272-279)
173-179	not used
180-192	Chemicals and allied products
180	Plastics, synthetics, and resins (282)
181	Drugs (283)
182	Soaps and cosmetics (284)
183-189	not used
190	Paints, varnishes, and related products (285)
191	Agricultural chemicals (287)
192	Industrial and miscellaneous chemicals (281, 286, 289)
193-199	not used
200-201	Petroleum and coal products
200	Petroleum refining (291)
201	Miscellaneous petroleum and coal products (295, 299)
202-209	not used
210-212	Rubber and miscellaneous plastics products
210	Tires and inner tubes (301)
211	Other rubber products, and plastics footwear and belting (302-304, 306)
212	Miscellaneous plastics products (307)
213-219	not used
220-222	Leather and leather products
220	Leather tanning and finishing (311)
221	Footwear, except rubber and plastic (313, 314)
222	Leather products, except footwear (315-317, 319)
223-229	not used
230-391	Durable Goods
230-241	Lumber and wood products, except furniture
230	Logging (241)
231	Sawmills, planing mills, and millwork (242, 243)
232	Wood buildings and mobile homes (245)
233-240	not used
241	Miscellaneous wood products (244, 249)
242	Furniture and fixtures (25)
243-249	not used
250-262	Stone, clay, glass, and concrete products
250	Glass and glass products (321-323)
251	Cement, concrete, gypsum, and plaster products (324, 327)
252	Structural clay products (325)
253-260	not used
261	Pottery and related products (326)
262	Miscellaneous nonmetallic mineral and stone products (328, 329)
263-269	not used
270-301	Metal industries
270	Blast furnaces, steelworks, rolling and finishing mills (331)

<b>Code</b>	<b>Industries</b>
271	Iron and steel foundries (332)
272	Primary aluminum industries (3334, part 334, 3353-3355, 3361)
273-279	not used
280	Other primary metal industries (3331-3333, 3339, part 334, 3351, 3356, 3357, 336, 3369, 339)
281	Cutlery, handtools, and other hardware (342)
282	Fabricated structural metal products (344)
283-289	not used
290	Screw machine products (345)
291	Metal forgings and stampings (346)
292	Ordnance (348)
293-299	not used
300	Miscellaneous fabricated metal products (341, 343, 347, 349)
301	Not specified metal industries
302-309	not used
310-332	Machinery, except electrical
310	Engines and turbines (351)
311	Farm machinery and equipment (352)
312	Construction and material handling machines (353)
313-319	not used
320	Metalworking machinery (354)
321	Office and accounting machines (357, except 3573)
322	Electronic computing equipment (3573)
323-330	not used
331	Machinery, except electrical, n.e.c. (355, 356, 358, 359)
332	Not specified machinery
333-339	not used
340-350	Electrical machinery, equipment, and supplies
340	Household appliances (363)
341	Radio, T.V. and communication equipment (365, 366)
342	Electrical machinery, equipment, and supplies, n.e.c. (361, 362, 364, 367, 369)
343-349	not used
350	Not specified electrical machinery, equipment, and supplies
351-370	Transportation equipment
351	Motor vehicles and motor vehicle equipment (371)
352	Aircraft and parts (372)
353-359	not used
360	Ship and boat building and repairing (373)
361	Railroad locomotives and equipment (374)
362	Guided missiles, space vehicles, and parts (376)
363-369	not used
370	Cycles and miscellaneous transportation equipment (375, 379)
371-382	Professional and photographic equipment, and watches
371	Scientific and controlling instruments (381, 382)
372	Optical and health services supplies (383, 384, 385)
373-379	not used
380	Photographic equipment and supplies (386)
381	Watches, clocks, and clockwork operated devices (387)
382	Not specified professional equipment
383-389	not used
390	Toys, amusement, and sporting goods (394)
391	Miscellaneous manufacturing industries (39 except 394)

<b>Code</b>	<b>Industries</b>
392	Not specified manufacturing industries <sup>1</sup>
393-399	not used
400-472	<b>TRANSPORTATION, COMMUNICATIONS, AND OTHER PUBLIC UTILITIES</b>
400-432	Transportation
400	Railroads (40)
401	Bus service and urban transit (41 except 412)
402	Taxicab service (412)
403-409	not used
410	Trucking service (421, 423)
411	Warehousing and storage (422)
412	U.S. Postal Service (43)
413-419	not used
420	Water transportation (44)
421	Air transportation (45)
422	Pipe lines, except natural gas (46)
423-431	not used
432	Services incidental to transportation (47)
433-439	not used
440-442	Communications
440	Radio and television broadcasting (483)
441	Telephone (wire and radio) (481)
442	Telegraph and miscellaneous communication services (482, 489)
443-459	not used
460-472	Utilities and sanitary services
460	Electric light and power (491)
461	Gas and steam supply systems (492, 496)
462	Electric and gas, and other combinations (493)
463-469	not used
470	Water supply and irrigation (494, 497)
471	Sanitary services (495)
472	Not specified utilities
473-499	not used
500-571	<b>WHOLESALE TRADE</b>
500-532	Durable Goods
500	Motor vehicles and equipment (501)
501	Furniture and home furnishings (502)
502	Lumber and construction materials (503)
503-509	not used
510	Sporting goods, toys, and hobby goods (504)
511	Metals and minerals, except petroleum (505)
512	Electrical goods (506)
513-520	not used
521	Hardware, plumbing and heating supplies (507)
522	Not specified electrical and hardware products
523-529	not used
530	Machinery, equipment, and supplies (508)
531	Scrap and waste materials (5093)
532	Miscellaneous wholesale, durable goods (5094, 5099)
533-539	not used
540-571	Nondurable Goods
540	Paper and paper products (511)
541	Drugs, chemicals, and allied products (512, 516)

1. When shown separately, "Not specified manufacturing," is at the same level as "Nondurable goods" and "Durable goods." When not shown, it is tallied with "Durable goods."

<b>Code</b>	<b>Industries</b>
542	Apparel, fabrics, and notions (513)
543-549	not used
550	Groceries and related products (514)
551	Farm products - raw materials (515)
552	Petroleum products (517)
553-559	not used
560	Alcoholic beverages (518)
561	Farm supplies (5191)
562	Miscellaneous wholesale, nondurable goods (5194, 5198, 5199)
563-570	not used
571	Not specified wholesale trade
572-579	not used
580-691	<b>RETAIL TRADE</b>
580	Lumber and building material retailing (521, 523)
581	hardware stores (525)
582	retail nurseries and garden stores (526)
583-589	not used
590	Mobile home dealers (527)
591	Department stores (531)
592	Variety stores (533)
593-599	not used
600	Miscellaneous general merchandise stores (539)
601	Grocery stores (541)
602	Dairy products stores (545)
603-609	not used
610	Retail bakeries (546)
611	Food stores, n.e.c. (542, 543, 544, 549)
612	Motor vehicle dealers (551, 552)
613-619	not used
620	Auto and home supply stores (553)
621	Gasoline service stations (554)
622	Miscellaneous vehicle dealers (555, 556, 557, 559)
623-629	not used
630	Apparel and accessory stores, except shoe (56, except 566)
631	Shoe stores (566)
632	Furniture and home furnishings stores (571)
633-639	not used
640	Household appliances, TV, and radio stores (572, 573)
641	Eating and drinking places (58)
642	Drug stores (591)
643-649	not used
650	Liquor stores (592)
651	Sporting goods, bicycles, and hobby stores (5941, 5945, 5946)
652	Book and stationery stores (5942, 5943)
653-659	not used
660	Jewelry stores (5944)
661	Sewing, needlework, and piece goods stores (5949)
662	Mail order houses (5961)
663-669	not used
670	Vending machine operators (5962)
671	Direct selling establishments (5963)
672	Fuel and ice dealers (598)
673-680	not used
681	Retail florists (5992)
682	Miscellaneous retail stores (593, 5947, 5948, 5993, 5994, 5999)
683-690	not used

<b>Code</b>	<b>Industries</b>
691	Not specified retail trade
692-699	not used
700-712	<b>FINANCE, INSURANCE, AND REAL ESTATE</b>
700	Banking (60)
701	Savings and loan associations (612)
702	Credit agencies, n.e.c. (61, except 612)
703-709	not used
710	Security, commodity brokerage, and investment companies (62, 67)
711	Insurance (63, 64)
712	Real estate: including real estate-insurance-law offices (65, 66)
713-720	not used
721-760	<b>BUSINESS AND REPAIR SERVICES</b>
721	Advertising (731)
722	Services to dwellings and other buildings (734)
723-729	not used
730	Commercial research, development, and testing labs (7391, 7397)
731	Personnel supply services (736)
732	Business management and consulting services (7392)
733-739	not used
740	Computer and data processing services (737)
741	Detective and protective services (7393)
742	Business services, n.e.c. (732, 733, 735, 7394, 7395, 7396, 7399)
743-749	not used
750	Automotive services, except repair (751, 752, 754)
751	Automotive repair shops (753)
752	Electrical repair shops (762, 7694)
753-759	not used
760	Miscellaneous repair services (763, 764, 7692, 7699)
761-791	<b>PERSONAL SERVICES</b>
761	Private households (88)
762	Hotels and motels (701)
763-769	not used
770	Lodging places, except hotels and motels (702, 703, 704)
771	Laundry, cleaning, and garment services (721)
772	Beauty shops (723)
773-779	not used
780	Barber shops (724)
781	Funeral service and crematories (726)
782	Shoe repair shops (725)
783-789	not used
790	Dressmaking shops (part 729)
791	Miscellaneous personal services (722, part 729)
792-799	not used
800-802	<b>ENTERTAINMENT AND RECREATION SERVICES</b>
800	Theaters and motion pictures (78, 792)
801	Bowling alleys, billiard and pool parlors (793)
802	Miscellaneous entertainment and recreation services (791, 794, 799)
803-811	not used
812-892	<b>PROFESSIONAL AND RELATED SERVICES</b>
812	Offices of physicians (801, 803)
813-819	not used
820	Offices of dentists (802)



<b>Code</b>	<b>Industries</b>
821	Offices of chiropractors (8041)
822	Offices of optometrists (8042)
823-829	not used
830	Offices of health practitioners, n.e.c. (8049)
831	Hospitals (806)
832	Nursing and personal care facilities (805)
833-839	not used
840	Health services, n.e.c. (807, 808, 809)
841	Legal services (81)
842	Elementary and secondary schools (821)
843-849	not used
850	Colleges and universities (822)
851	Business, trade, and vocational schools (824)
852	Libraries (823)
853-859	not used
860	Educational services, n.e.c. (829)
861	Job training and vocational rehabilitation services (833)
862	Child day care services (835)
863-869	not used
870	Residential care facilities, without nursing (836)
871	Social services, n.e.c. (832, 839)
872	Museums, art galleries, and zoos (84)
873-879	not used
880	Religious organizations (866)
881	Membership organizations (861-865, 869)
882	Engineering, architectural, and surveying services (891)
883-889	not used
890	Accounting, auditing, and bookkeeping services (893)
891	Noncommercial educational and scientific research (892)
892	Miscellaneous professional and related services (899)
893-899	not used
900-932	<b>PUBLIC ADMINISTRATION</b>
900	Executive and legislative offices (911-913)
901	General government, n.e.c. (919)
902-909	not used
910	Justice, public order, and safety (92)
911-920	not used
921	Public finance, taxation, and monetary policy (93)
922	Administration of human resources programs (94)
923-929	not used
930	Administration of environmental quality and housing programs (95)
931	Administration of economic programs (96)
932	National security and international affairs (97)
933-990	not used
991	Assigned to persons whose labor force status is unemployed and whose last job was Armed forces.



## APPENDIX A2

### Detailed Industry Recodes (01-51)

Detailed Industry	Recode	Industry Code
Agriculture Service	01	020-021
Other Agriculture	02	010-011
Mining	03	040-050
Construction	04	060
<b>Manufacturing (Durable Goods)</b>		
Lumber and wood products, except furniture	05	230-241
Furniture and fixtures	06	242
Stone clay, glass, and concrete product	07	250-262
Primary metals	08	270-280
Fabricated metal	09	281-300
Not specified metal industries	10	301
Machinery, except electrical	11	310-332
Electrical machinery, equipment, and supplies	12	340-350
Motor vehicles and equipment	13	351
Aircraft and parts	14	352
Other transportation equipment	15	360-370
Professional and photographic equipment, and watches	16	371-382
Toys, amusements, and sporting goods	17	390
Miscellaneous and not specified manufacturing industries	18	391-392
<b>Manufacturing (Nondurable Goods)</b>		
Food and kindred products	19	100-122
Tobacco manufactures	20	130
Textile mill products	21	132-150
Apparel and other finished textile products	22	151-152
Paper and allied products	23	160-162
Printing, publishing and allied industries	24	171-172
Chemicals and allied products	25	180-192
Petroleum and coal products	26	200-201
Rubber and miscellaneous plastics products	27	210-212
Leather and leather products	28	220-222
Transportation	29	400-432
Communications	30	440-442
Utilities and Sanitary Services	31	460-472
Wholesale Trade	32	500-571
Retail Trade	33	580-691
Banking and Other Finance	34	700-710
Insurance and Real Estate	35	711-712
Private Household Services	36	761
Business Services	37	721-742

<b>Detailed Industry</b>	<b>Recode</b>	<b>Industry Code</b>
Repair Services	38	750-760
Personal Services, Except Private Household	39	762-791
Entertainment and Recreation Services	40	800-802
Hospitals	41	831
Health Services, Except Hospitals	42	812-830 832-840
Educational Services	43	842-860
Social Services	44	861-871
Other Professional Services	45	841,872-892
Forestry and Fisheries	46	030-031
Justice, Public Order and Safety	47	910
Administration of Human Resource Programs	48	922
National Security and Internal Affairs	49	932
Other Public Administration	50	900,901,921,930,931
Armed Forces	51	991

# APPENDIX A3

## Major Industry Recodes (01-14)

Major Industry	Recode	Industry Code
Agriculture, Forestry, and Fisheries	01	10-31
Mining	02	40-50
Construction	03	60
Manufacturing (Durable Goods)	04	230-392
Nondurable Goods	05	100-222
Transportation, Communications and Other Public Utilities	06	400-472
Wholesale Trade	07	500-571
Retail Trade	08	580-691
Finance, Insurance, and Real Estate	09	700-712
Business and Repair Services	10	721-760
Personal Services Including Private Households	11	761-791
Entertainment and Recreation Services	12	800-802
Professional and Related Services	13	812-892
Public Administration	14	900-932



# APPENDIX B1

## Occupational Classification Codes for Detailed Occupational Categories

(Numbers in parentheses are the 1980 SIC code equivalent; see U.S. Department of Commerce, Office of Federal Statistical Policy and Standards, *Standard Occupational Classification Manual, 1980*. "Pt" means part; "n.e.c." means not elsewhere classified.)

<b>Code</b>	<b>Occupations</b>
000-002	not used
003-199	<b>MANAGERIAL AND PROFESSIONAL SPECIALTY OCCUPATIONS</b>
003-037	<b>Executive, Administrative, and Managerial Occupations</b>
003	Legislators (111)
004	Chief executives and general administrators, public administration (112)
005	Administrators and officials, public administration (1132-1139)
006	Administrators, protective services (1131)
007	Financial managers (122)
008	Personnel and labor relations managers (123)
009	Purchasing managers (124)
010-012	not used
013	Managers, marketing, advertising, and public relations (125)
014	Administrators, education and related fields (128)
015	Managers, medicine and health (131)
016	Managers, properties and real estate (1353)
017	Postmasters and mail superintendents (1344)
018	Funeral directors (pt 1359)
019	Managers and administrators, n.e.c. (121, 126, 127, 132-139, exc. 1344, 1353, pt 1359)
020-022	not used
023-037	<b>Management Related Occupations</b>
023	Accountants and auditors (1412)
024	Underwriters (1414)
025	Other financial officers (1415, 1419)
026	Management analysts (142)
027	Personnel, training, and labor relations specialists (143)
028	Purchasing agents and buyers, farm products (1443)
029	Buyers, wholesale and retail trade except farm products (1442)
030-032	not used
033	Purchasing agents and buyers, n.e.c. (1449)
034	Business and promotion agents (145)
035	Construction inspectors (1472)
036	Inspectors and compliance officers, exc. construction (1473)
037	Management related occupations, n.e.c. (149)
038-042	not used
043-199	<b>Professional Specialty Occupations</b>
043-063	<b>Engineers, Architects, and Surveyors</b>
043	Architects (161)
044-059	<b>Engineers</b>
044	Aerospace (1622)
045	Metallurgical and materials (1623)
046	Mining (1624)
047	Petroleum (1625)
048	Chemical (1626)
049	Nuclear (1627)
050-052	not used

<b>Code</b>	<b>Occupations</b>
053	Civil (1628)
054	Agricultural (1632)
055	Electrical and electronic (1633, 1636)
056	Industrial (1634)
057	Mechanical (1635)
058	Marine and naval architects (1637)
059	Engineers, n.e.c. (1639)
060-062	not used
063	Surveyors and Mapping Scientists (164)
064-068	Mathematical and Computer Scientists
064	Computer systems analysts and scientists (171)
065	Operations and systems researchers and analysts (172)
066	Actuaries (1732)
067	Statisticians (1733)
068	Mathematical scientists, n.e.c. (1739)
069-083	Natural Scientists
069	Physicists and astronomers (1842, 1843)
070-072	not used
073	Chemists, except biochemists (1845)
074	Atmospheric and space scientists (1846)
075	Geologists and geodesists (1847)
076	Physical scientists, n.e.c. (1849)
077	Agricultural and food scientists (1853)
078	Biological and life scientists (1854)
079	Forestry and conservation scientists (1852)
080-082	not used
083	Medical scientists (1855)
084-089	Health Diagnosing Occupations
084	Physicians (261)
085	Dentists (262)
086	Veterinarians (27)
087	Optometrists (281)
088	Podiatrists (283)
089	Health diagnosing practitioners, n.e.c. (289)
090-094	not used
095-106	Health Assessment and Treating Occupations
095	Registered nurses (29)
096	Pharmacists (301)
097	Dietitians (302)
098-105	Therapists
098	Inhalation therapists (3031)
099	Occupational therapists (3032)
100-102	not used
103	Physical therapists (3033)
104	Speech therapists (3034)
105	Therapists, n.e.c. (3039)
106	Physicians' assistants (304)
107-112	not used
113-154	Teachers, Postsecondary
113	Earth, environmental, and marine science teachers (2212)
114	Biological science teachers (2213)
115	Chemistry teachers (2214)
116	Physics teachers (2215)
117	Natural science teachers, n.e.c. (2216)
118	Psychology teachers (2217)
119	Economics teachers (2218)
120-122	not used
123	History teachers (2222)



<b>Code</b>	<b>Occupations</b>
124	Political science teachers (2223)
125	Sociology teachers (2224)
126	Social science teachers, n.e.c. (2225)
127	Engineering teachers (2226)
128	Mathematical science teachers (2227)
129	Computer science teachers (2228)
130-132	not used
133	Medical science teachers (2231)
134	Health specialties teachers (2232)
135	Business, commerce, and marketing teachers (2233)
136	Agriculture and forestry teachers (2234)
137	Art, drama, and music teachers (2235)
138	Physical education teachers (2236)
139	Education teachers (2237)
140-142	not used
143	English teachers (2238)
144	Foreign language teachers (2242)
145	Law teachers (2243)
146	Social work teachers (2244)
147	Theology teachers (2245)
148	Trade and industrial teachers (2246)
149	Home economics teachers (2247)
150-152	not used
153	Teachers, postsecondary, n.e.c. (2249)
154	Postsecondary teachers, subject not specified
155-159	Teachers, Except Postsecondary
155	Teachers, prekindergarten and kindergarten (231)
156	Teachers, elementary school (232)
157	Teachers, secondary school (233)
158	Teachers, special education (235)
159	Teachers, n.e.c. (236, 239)
160-162	not used
163	Counselors, educational and vocational (24)
164-165	Librarians, Archivists, and Curators
164	Librarians (251)
165	Archivists and curators (252)
166-173	Social Scientists and Urban Planners
166	Economists (1912)
167	Psychologists (1915)
168	Sociologists (1916)
169	Social scientists, n.e.c. (1913, 1914, 1919)
170-172	not used
173	Urban planners (192)
174-177	Social, Recreation, and Religious Workers
174	Social workers (2032)
175	Recreation workers (2033)
176	Clergy (2042)
177	Religious workers, n.e.c. (2049)
178-179	Lawyers and Judges
178	Lawyers (211)
179	Judges (212)
180-182	not used
183-199	Writers, Artists, Entertainers, and Athletes
183	Authors (321)
184	Technical writers (398)
185	Designers (322)
186	Musicians and composers (323)
187	Actors and directors (324)

<b>Code</b>	<b>Occupations</b>
188	Painters, sculptors, craft-artists, and artists print-makers (325)
189	Photographers (326)
190-192	not used
193	Dancers (327)
194	Artists, performers, and related workers, n.e.c. (328, 329)
195	Editors and reporters (331)
196	not used
197	Public relations specialists (332)
198	Announcers (333)
199	Athletes (34)
200-202	not used
203-389	<b>TECHNICAL, SALES, AND ADMINISTRATIVE SUPPORT OCCUPATIONS</b>
203-235	<b>Technicians and Related Support Occupations</b>
203-208	<b>Health Technologists and Technicians</b>
203	Clinical laboratory technologists and technicians (362)
204	Dental hygienists (363)
205	Health record technologists and technicians (364)
206	Radiologic technicians (365)
207	Licensed practical nurses (366)
208	Health technologists and technicians, n.e.c. (369)
209-212	not used
213-235	<b>Technologists and Technicians, Except Health</b>
213-218	<b>Engineering and Related Technologists and Technicians</b>
213	Electrical and electronic technicians (3711)
214	Industrial engineering technicians (3712)
215	Mechanical engineering technicians (3713)
216	Engineering technicians, n.e.c. (3719)
217	Drafting occupations (372)
218	Surveying and mapping technicians (373)
219-222	not used
223-225	<b>Science Technicians</b>
223	Biological technicians (382)
224	Chemical technicians (3831)
225	Science technicians n.e.c. (3832, 3833, 384, 389)
226-235	<b>Technicians; Except Health, Engineering, and Science</b>
226	Airplane pilots and navigators (825)
227	Air traffic controllers (392)
228	Broadcast equipment operators (393)
229	Computer programmers (3971, 3972)
230-232	not used
233	Tool programmers, numerical control (3974)
234	Legal assistants (396)
235	Technicians, n.e.c. (399)
236-242	not used
243-285	<b>Sales Occupations</b>
243	Supervisors and proprietors, sales occupations (40)
244-252	not used
253-257	<b>Sales Representatives, Finance and Business Services</b>
253	Insurance sales occupations (4122)
254	Real estate sales occupations (4123)
255	Securities and financial services sales occupations (4124)
256	Advertising and related sales occupations (4153)
257	Sales occupations, other business services (4152)
258-259	<b>Sales Representatives, Commodities Except Retail</b>
258	Sales engineers (421)
259	Sales representatives, mining, manufacturing, and wholesale (423, 424)
260-262	not used

<b>Code</b>	<b>Occupations</b>
263-278	Sales Workers, Retail and Personal Services
263	Sales workers, motor vehicles and boats (4342, 4344)
264	Sales workers, apparel (4346)
265	Sales workers, shoes (4351)
266	Sales workers, furniture and home furnishings (4348)
267	Sales workers, radio, TV, hi-fi, and appliances (4343, 4352)
268	Sales workers, hardware and building supplies (4353)
269	Sales workers, parts (4367)
270-273	not used
274	Sales workers, other commodities (4345, 4347, 4354, 4356, 4359, 4362, 4369)
275	Sales counter clerks (4363)
276	Cashiers (4364)
277	Street and door-to-door sales workers (4366)
278	News vendors (4365)
279-282	not used
283-285	Sales Related Occupations
283	Demonstrators, promoters and models, sales (445)
284	Auctioneers (447)
285	Sales support occupations, n.e.c. (444, 446, 449)
286-302	not used
303-389	Administrative Support Occupations, Including Clerical
303-307	Supervisors, Administrative Support Occupations
303	Supervisors, general office (4511, 4513-4519, 4529)
304	Supervisors, computer equipment operators (4512)
305	Supervisors, financial records processing (4521)
306	Chief communications operators (4523)
307	Supervisors; distribution, scheduling, and adjusting clerks (4522, 4524-4528)
308-309	Computer Equipment Operators
308	Computer operators (4612)
309	Peripheral equipment operators (4613)
310-312	not used
313-315	Secretaries, Stenographers and Typists
313	Secretaries (4622)
314	Stenographers (4623)
315	Typists (4624)
316-323	Information Clerks
316	Interviewers (4642)
317	Hotel clerks (4643)
318	Transportation ticket and reservation agents (4644)
319	Receptionists (4645)
320-322	not used
323	Information clerks, n.e.c. (4649)
324	not used
325-336	Records Processing Occupation, Except Financial
325	Classified-ad clerks (4662)
326	Correspondence clerks (4663)
327	Order clerks (4664)
328	Personnel clerks, except payroll and timekeeping (4692)
329	Library clerks (4694)
330-334	not used
335	File clerks (4696)
336	Records clerks (4699)
337-344	Financial Records Processing Occupations
337	Bookkeepers, accounting, and auditing clerks (4712)
338	Payroll and timekeeping clerks (4713)
339	Billing clerks (4715)
340-342	not used
343	Cost and rate clerks (4716)

<b>Code</b>	<b>Occupations</b>
344	Billing, posting, and calculating machine operators (4718)
345-347	Duplicating, Mail and Other Machine Operators
345	Duplicating machine operators (4722)
346	Mail preparing and paper handling machine operators (4723)
347	Office machine operators, n.e.c. (4729)
348-353	Communications Equipment Operators
348	Telephone operators (4732)
349	Telegraphers (4733)
350-352	not used
353	Communications equipment operators, n.e.c. (4739)
354-357	Mail and Message Distributing Occupations
354	Postal clerks, exc. mail carriers (4742)
355	Mail carriers, postal service (4743)
356	Mail clerks, exc. postal service (4744)
357	Messengers (4745)
358	not used
359-374	Material Recording, Scheduling, and Distributing Clerks, n.e.c.
359	Dispatchers (4751)
360-362	not used
363	Production coordinators (4752)
364	Traffic, shipping, and receiving clerks (4753)
365	Stock and inventory clerks (4754)
366	Meter readers (4755)
367	not used
368	Weighers, measurers, and checkers (4756)
369	Samplers (4757)
370-372	not used
373	Expeditors (4758)
374	Material recording, scheduling, and distributing clerks, n.e.c. (4759)
375-378	Adjusters and Investigators
375	Insurance adjusters, examiners, and investigators (4782)
376	Investigators and adjusters, except insurance (4783)
377	Eligibility clerks, social welfare (4784)
378	Bill and account collectors (4786)
379-389	Miscellaneous Administrative Support Occupations
379	General office clerks (463)
380-382	not used
383	Bank tellers (4791)
384	Proofreaders (4792)
385	Data-entry keyers (4793)
386	Statistical clerks (4794)
387	Teachers aides (4795)
388	not used
389	Administrative support occupations, n.e.c. (4787, 4799)
390-402	not used
403-469	<b>SERVICE OCCUPATIONS</b>
403-407	Private Household Occupations
403	Launderers and ironers (503)
404	Cooks, private household (504)
405	Housekeepers and butlers (505)
406	Child care workers, private household (506)
407	Private household cleaners and servants (502, 507, 509)
408-412	not used
413-427	Protective Service Occupations
413-415	Supervisors, protective service occupations
413	Supervisors, firefighting and fire prevention occupations (5111)
414	Supervisors, police and detectives (5112)

<b>Code</b>	<b>Occupations</b>
415	Supervisors, guards (5113)
416-417	Firefighting and fire prevention occupations
416	Fire inspection and fire prevention occupations (5122)
417	Firefighting occupations (5123)
418-424	Police and detectives
418	Police and detectives, public service (5132)
423	Sheriffs, bailiffs, and other law enforcement officers (5134)
424	Correctional institution officers (5133)
425-427	Guards
425	Crossing guards (5142)
426	Guards and police, exc., public service (5144)
427	Protective service occupations, n.e.c. (5149)
433-469	Service Occupations, Except Protective and Household
433-444	Food preparation and service occupations
433	Supervisors, food preparation and service occupations (5211)
434	Bartenders (5212)
435	Waiters and waitresses (5213)
436	Cooks, except short order (5214)
437	Short-order cooks (5215)
438	Food counter, fountain and related occupations (5216)
439	Kitchen workers, food preparation (5217)
440-442	not used
443	Waiters'/waitresses' assistants (5218)
444	Miscellaneous food preparation occupations (5219)
445-447	Health Service Occupations
445	Dental assistants (5232)
446	Health aides, except nursing (5233)
447	Nursing aides, orderlies, and attendants (5236)
448-455	Cleaning and Building Service Occupations, except Household
448	Supervisors, cleaning and building service workers (5241)
449	Maids and housemen (5242, 5249)
450-452	not used
453	Janitors and cleaners (5244)
454	Elevator operators (5245)
455	Pest control occupations (5246)
456-469	Personal Service Occupations
456	Supervisors, personal service occupations (5251)
457	Barbers (5252)
458	Hairdressers and cosmetologists (5253)
459	Attendants, amusement and recreation facilities (5254)
460-462	not used
463	Guides (5255)
464	Ushers (5256)
465	Public transportation attendants (5257)
466	Baggage porters and bellhops (5262)
467	Welfare service aides (5263)
468	Child care workers, except private household (5264)
469	Personal service occupations, n.e.c. (5258, 5269)
470-472	not used
473-499	<b>FARMING, FORESTRY, AND FISHING OCCUPATIONS</b>
473-476	Farm Operators and Managers
473	Farmers, except horticulture (5512, 5514)
474	Horticultural specialty farmers (5515)
475	Managers, farms, except horticultural (5522-5524)
476	Managers, horticultural specialty farms (5525)
477-489	Other Agricultural and Related Occupations

<b>Code</b>	<b>Occupations</b>
477-484	Farm Occupations, Except Managerial
477	Supervisors, farm workers (5611)
478	not used
479	Farm workers (5612-5617)
480-482	not used
483	Marine life cultivation workers (5618)
484	Nursery workers (5619)
485-489	Related Agricultural Occupations
485	Supervisors, related agricultural occupations (5621)
486	Groundskeepers and gardeners, except farm (5622)
487	Animal caretakers, except farm (5624)
488	Graders and sorters, agricultural products (5625)
489	Inspectors, agricultural products (5627)
490-493	not used
494-496	Forestry and Logging Occupations
494	Supervisors, forestry and logging workers (571)
495	Forestry workers, except logging (572)
496	Timber cutting and logging occupations (573, 579)
497-499	Fishers, Hunters, and Trappers
497	Captains and other officers, fishing vessels (pt 8241)
498	Fishers (583)
499	Hunters and trappers (584)
500-502	not used
503-699	<b>PRECISION PRODUCTION, CRAFT, AND REPAIR OCCUPATIONS</b>
503-549	<b>Mechanics and Repairers</b>
503	Supervisors, Mechanics and Repairers (60)
504	not used
505-549	<b>Mechanics and Repairers, Except Supervisors</b>
505-517	<b>Vehicle and Mobile Equipment Mechanics and Repairers</b>
505	Automobile mechanics (pt 6111)
506	Automobile mechanic apprentices (pt 6111)
507	Bus, truck, and stationary engine mechanics (6112)
508	Aircraft engine mechanics (6113)
509	Small engine repairers (6114)
510-513	not used
514	Automobile body and related repairers (6115)
515	Aircraft mechanics, exc. engine (6116)
516	Heavy equipment mechanics (6117)
517	Farm equipment mechanics (6118)
518	Industrial machinery repairers (613)
519	Machinery maintenance occupations (614)
520-522	not used
523-533	<b>Electrical and Electronic Equipment Repairers</b>
523	Electronic repairers, communications and industrial equipment (6151, 6153, 6155)
524	not used
525	Data processing equipment repairers (6154)
526	Household appliance and power tool repairers (6156)
527	Telephone line installers and repairers (6157)
528	not used
529	Telephone installers and repairers (6158)
530-532	not used
533	Miscellaneous electrical and electronic equipment repairers (6152, 6159)
534	Heating, air conditioning, and refrigeration mechanics (616)
535-549	<b>Miscellaneous Mechanics and Repairers</b>
535	Camera, watch, and musical instrument repairers (6171, 6172)
536	Locksmiths and safe repairers (6173)
537	not used

<b>Code</b>	<b>Occupations</b>
538	Office machine repairers (6174)
539	Mechanical controls and valve repairers (6175)
540-542	not used
543	Elevator installers and repairers (6176)
544	Millwrights (6178)
545-546	not used
547	Specified mechanics and repairers, n.e.c. (6177, 6179)
548	not used
549	Not specified mechanics and repairers
550-552	not used
553-599	<b>Construction Trades</b>
553-558	<b>Supervisors, Construction Occupations</b>
553	Supervisors; brickmasons, stonemasons, and tile setters (6312)
554	Supervisors, carpenters and related workers (6313)
555	Supervisors, electricians and power transmission installers (6314)
556	Supervisors; painters, paperhangers, and plasterers (6315)
557	Supervisors: plumbers, pipefitters, and steamfitters (6316)
558	Supervisors, n.e.c. (6311, 6318)
559-562	not used
563-599	<b>Construction Trades, Except Supervisors</b>
563	Brickmasons and stonemasons (pt 6412, pt 6413)
564	Brickmason and stonemason apprentices (pt 6412, pt 6413)
565	Tile setters, hard and soft (6414, pt 6462)
566	Carpenter installers (pt 6462)
567	Carpenters (pt 6422)
568	not used
569	Carpenter apprentices (pt 6422)
570-572	not used
573	Drywall installers (6424)
574	not used
575	Electricians (pt 6432)
576	Electrician apprentices (pt 6432)
577	Electrical power installers and repairers (6433)
578	not used
579	Painters, construction and maintenance (6442)
580-582	not used
583	Paperhangers (6443)
584	Plasterers (6444)
585	Plumbers, pipefitters, and steamfitters (pt 645)
586	not used
587	Plumber, pipefitter, and steamfitter apprentices (pt 645)
588	Concrete and terrazzo finishers (6463)
589	Glaziers (6464)
590-592	not used
593	Insulation workers (6465)
594	Paving, surfacing, and tamping equipment operators (6466)
595	Roofers (6468)
596	Sheetmetal duct installers (6472)
597	Structural metal workers (6473)
598	Drillers, earth (6474)
599	Construction trades, n.e.c. (6467, 6475, 6476, 6479)
600-612	not used
613-617	<b>Extractive Occupations</b>
613	Supervisors, extractive occupations (632)
614	Drillers, oil well (652)
615	Explosives workers (653)
616	Mining machine operators (654)
617	Mining occupations, n.e.c. (656)

<b>Code</b>	<b>Occupations</b>
618-632	not used
633-699	Precision Production Occupations
633	Supervisors, production occupations (67, 71)
634-655	Precision Metal Working Occupations
634	Tool and die makers (pt 6811)
635	Tool and die maker apprentices (pt 6811)
636	Precision assemblers, metal (6812)
637	Machinists (pt 6813)
638	not used
639	Machinist apprentices (pt 6813)
640-642	not used
643	Boilermakers (6814)
644	Precision grinders, filers, and tool sharpeners (6816)
645	Patternmakers and model makers, metal (6817)
646	Lay-out workers (6821)
647	Precious stones and metals workers (jewelers) (6822, 6866)
648	not used
649	Engravers, metal (6823)
650-652	not used
653	Sheet metal workers (pt 6824)
654	Sheet metal worker apprentices (pt 6824)
655	Miscellaneous precision metal workers (6829)
656-659	Precision Woodworking Occupations
656	Patternmakers and model makers, wood (6831)
657	Cabinet makers and bench carpenters (6832)
658	Furniture and wood finishers (6835)
659	Miscellaneous precision woodworkers (6839)
660-665	not used
666-674	Precision Textile, Apparel, and Furnishings Machine Workers
666	Dressmakers (pt 6852, pt 7752)
667	Tailors (pt 6852)
668	Upholsterers (6853)
669	Shoe repairers (6854)
670-672	not used
673	Apparel and fabric patternmakers (6856)
674	Miscellaneous precision apparel and fabric workers (6859, pt 7752)
675-684	Precision workers, assorted materials
675	Hand molders and shapers, except jewelers (6861)
676	Patternmakers, lay-out workers, and cutters (6862)
677	Optical goods workers (6864, pt 7477, pt 7677)
678	Dental laboratory and medical appliance technicians (6865)
679	Bookbinders (6844)
680-682	not used
683	Electrical and electronic equipment assemblers (6867)
684	Miscellaneous precision workers, n.e.c. (6869)
685	not used
686-688	Precision Food Production Occupations
686	Butchers and meat cutters (6871)
687	Bakers (6872)
688	Food batchmakers (6873, 6879)
689-693	Precision Inspectors, Testers, and Related Workers
689	Inspectors, testers, and graders (6881, 828)
690-692	not used
693	Adjusters and calibrators (6882)
694-699	Plant and System Operators
694	Water and sewage treatment plant operators (691)
695	Power plant operators (pt 693)
696	Stationary engineers (pt 693, 7668)



<b>Code</b>	<b>Occupations</b>
697-698	not used
699	Miscellaneous plant and system operators (692, 694, 695, 696)
700-702	not used
703-889	<b>OPERATORS, FABRICATORS, AND LABORERS</b>
703-799	<b>Machine Operators, Assemblers, and Inspectors</b>
703-779	Machine Operators and Tenders, except Precision
703-715	Metal Working and Plastic Working Machine Operators
703	Lathe and turning machine set-up operators (7312)
704	Lathe and turning machine operators (7512)
705	Milling and planing machine operators (7313, 7513)
706	Punching and stamping press machine operators (7314, 7317, 7514, 7517)
707	Rolling machine operators (7316, 7516)
708	Drilling and boring machine operators (7318, 7518)
709	Grinding, abrading, buffing, and polishing machine operators (7322, 7324, 7522)
710-712	not used
713	Forging machine operators (7319, 7519)
714	Numerical control machine operators (7326)
715	Miscellaneous metal, plastic, stone, and glass working machine operators (7329, 7529)
716	not used
717	Fabricating machine operators, n.e.c. (7339, 7539)
718	not used
719-725	Metal and plastic processing machine operators
719	Molding and casting machine operators (7315, 7342, 7515, 7542)
720-722	not used
723	Metal plating machine operators (7343, 7543)
724	Heat treating equipment operators (7344, 7544)
725	Miscellaneous metal and plastic processing machine operators (7349, 7549)
726-733	<b>Woodworking Machine Operators</b>
726	Wood lathe, routing, and planing machine operators (7431, 7432, 7631, 7632)
727	Sawing machine operators (7433, 7633)
728	Shaping and joining machine operators (7435, 7635)
729	Nailing and tacking machine operators (7636)
730-732	not used
733	Miscellaneous woodworking machine operators (7434, 7439, 7634, 7639)
734-737	<b>Printing Machine Operators</b>
734	Printing machine operators (7443, 7643)
735	Photoengravers and lithographers (6842, 7444, 7644)
736	Typesetters and compositors (6841, 7642)
737	Miscellaneous printing machine operators (6849, 7449, 7649)
738-749	<b>Textile, Apparel and Furnishings Machine Operators</b>
738	Winding and twisting machine operators (7451, 7651)
739	Knitting, looping, taping, and weaving machine operators (7452, 7652)
740-742	not used
743	Textile cutting machine operators (7654)
744	Textile sewing machine operators (7655)
745	Shoe machine operators (7656)
746	not used
747	Pressing machine operators (7657)
748	Laundering and dry cleaning machine operators (6855, 7658)
749	Miscellaneous textile machine operators (7459, 7659)
750-752	not used
753-779	<b>Machine Operators, Assorted Materials</b>
753	Cementing and gluing machine operators (7661)
754	Packaging and filling machine operators (7462, 7662)
755	Extruding and forming machine operators (7463, 7663)
756	Mixing and blending machine operators (7664)

<b>Code</b>	<b>Occupations</b>
757	Separating, filtering, and clarifying machine operators (7476, 7666, 7676)
758	Compressing and compacting machine operators (7467, 7667)
759	Painting and paint spraying machine operators (7669)
760-762	not used
763	Roasting and baking machine operators, food (7472, 7672)
764	Washing, cleaning, and pickling machine operators (7673)
765	Folding machine operators (7474, 7674)
766	Furnace, kiln, and oven operators, exc. food (7675)
767	not used
768	Crushing and grinding machine operators (pt 7477, pt 7677)
769	Slicing and cutting machine operators (7478, 7678)
770-772	not used
773	Motion picture projectionists (pt 7479)
774	Photographic process machine operators (6863, 6868, 7671)
775-776	not used
777	Miscellaneous machine operators, n.e.c. (pt 7479, 7665, 7679)
778	not used
779	Machine operators, not specified
780-782	not used
783-795	Fabricators, Assemblers, and Hand Working Occupations
783	Welders and cutters (7332, 7532, 7714)
784	Solderers and brazers (7333, 7533, 7717)
785	Assemblers (772, 774)
786	Hand cutting and trimming occupations (7753)
787	Hand molding, casting, and forming occupations (7754, 7755)
788	not used
789	Hand painting, coating, and decorating occupations (7756)
790-792	not used
793	Hand engraving and printing occupations (7757)
794	Hand grinding and polishing occupations (7758)
795	Miscellaneous hand working occupations (7759)
796-799	Production Inspectors, Testers, Samplers, and Weighers
796	Production inspectors, checkers, and examiners (782, 787)
797	Production testers (783)
798	Production samplers and weighers (784)
799	Graders and sorters, exc. agricultural (785)
800-802	not used
803-859	Transportation and Material Moving Occupations
803-814	Motor Vehicle Operators
803	Supervisors, motor vehicle operators (8111)
804	Truck drivers, heavy (8212, 8213)
805	Truck drivers, light (8214)
806	Driver-sales workers (8218)
807	not used
808	Bus drivers (8215)
809	Taxicab drivers and chauffeurs (8216)
810-812	not used
813	Parking lot attendants (874)
814	Motor transportation occupations, n.e.c. (8219)
815-822	not used
823-834	Transportation Occupations, Except Motor Vehicles
823-826	Rail Transportation Occupations
823	Railroad conductors and yardmasters (8113)
824	Locomotive operating occupations (8232)
825	Railroad brake, signal, and switch operators (8233)
826	Rail vehicle operators, n.e.c. (8239)
827	not used

<b>Code</b>	<b>Occupations</b>
828-834	<b>Water Transportation Occupations</b>
828	Ship captains and mates, except fishing boats (pt 8241, 8242)
829	Sailors and deckhands (8243)
830-832	not used
833	Marine engineers (8244)
834	Bridge, lock, and lighthouse tenders (8245)
835-842	not used
843-859	<b>Material Moving Equipment Operators</b>
843	Supervisors, material moving equipment operators (812)
844	Operating engineers (8312)
845	Longshore equipment operators (8313)
846-847	not used
848	Hoist and winch operators (8314)
849	Crane and tower operators (8315)
850-852	not used
853	Excavating and loading machine operators (8316)
854	not used
855	Grader, dozer, and scraper operators (8317)
856	Industrial truck and tractor equipment operators (8318)
857-858	not used
859	Miscellaneous material moving equipment operators (8319)
860-862	not used
863-889	<b>Handlers, Equipment Cleaners, Helpers, and Laborers</b>
863	Supervisors, handlers, equipment cleaners, and laborers, n.e.c. (85)
864	Helpers, mechanics and repairers (863)
865-867	<b>Helpers, Construction and Extractive Occupations</b>
865	Helpers, construction trades (8641-8645, 8648)
866	Helpers, surveyor (8646)
867	Helpers, extractive occupations (865)
868	not used
869	Construction laborers (871)
870-872	not used
873	Production helpers (861, 862)
874	not used
875-883	<b>Freight, Stock, and Material Handlers</b>
875	Garbage collectors (8722)
876	Stevedores (8723)
877	Stock handlers and baggers (8724)
878	Machine feeders and offbearers (8725)
879-882	not used
883	Freight, stock, and material handlers, n.e.c. (8726)
884	not used
885	Garage and service station related occupations (873)
886	not used
887	Vehicle washers and equipment cleaners (875)
888	Hand packers and packagers (8761)
889	Laborers, except construction (8769)
890-904	not used
905	Assigned to persons whose labor force status is unemployed and whose last job was ArmedForces.



# APPENDIX B2

## Detailed Occupation Recodes (01-46)

Detailed Occupation	Recode	Occupation Code
Administrators and Officials, Public Administration	01	003-006
Other Executive, Administrators, and Managers	02	007-019
Management Related Occupations	03	023-037
Engineers	04	044-059
Mathematical and Computer Scientists	05	064-068
Natural Scientists	06	069-083
Health Diagnosing Occupations	07	084-089
Health Assessment and Treating Occupations	08	095-106
Teachers, College and University	09	113-154
Teachers, Except College and University	10	155-159
Lawyers and Judges	11	178-179
Other Professional Specialty Occupations	12	043-063 163-177, 183-199
Health Technologists and Technicians	13	203-208
Engineering and Science Technicians	14	213-225
Technicians, Except Health Engineering, and Science	15	226-235
Supervisors and Proprietors, Sales Occupations	16	243
Sales Representatives, Finance, and Business Service	17	253-257
Sales Representatives, Commodities, Except Retail	18	258-259
Sales Workers, Retail and Personal Services	19	263-278
Sales Related Occupations	20	283-285
Supervisors - Administrative Support	21	303-307
Computer Equipment Operators	22	308-309
Secretaries, Stenographers, and Typists	23	313-315
Financial Records, Processing Occupations	24	337-344
Mail and Message Distributing	25	354-357
Other Administrative Support Occupations, Including Clerical	26	316-336, 345-353, 359,389
Private Household Service Occupations	27	403-407
Protective Service Occupations	28	413-427
Food Service Occupations	29	433-444
Health Service Occupations	30	445-447
Cleaning and Building Service Occupations	31	448-455
Personal Service Occupations	32	456-469

<b>Detailed Occupation</b>	<b>Recode</b>	<b>Occupation Code</b>
Mechanics and Repairers	33	503-549
Construction Trades	34	553-599
Other Precision Production Occupations	35	613-699
Machine Operators and Tenders, Except Precision	36	703-779
Fabricators, Assemblers, Inspectors, and Samplers	37	783-799
Motor Vehicle Operators	38	803-814
Other Transportation Occupations and Material Moving	39	823-859
Construction Laborer	40	869
Freight, Stock and Material Handlers	41	875-883
Other Handlers, Equipment Cleaners, and Laborers	42	863-867 873, 885-889
Farm Operators and Managers	43	473-476
Farm Workers and Related Occupations	44	477-489
Forestry and Fishing Occupations	45	494-499
Armed Forces, Currently Civilian	46	905

# APPENDIX B3

## Major Occupation Group Recodes (01-14)

<b>Occupation Group</b>	<b>Recode</b>	<b>Occupation Code</b>
Executive, Administrative, and Managerial Occupations	01	003-037
Professional Specialty Occupations	02	043-199
Technicians and Related Support Occupations	03	203-235
Sales Occupations	04	243-285
Administrative Support Occupations, Including Clerical	05	303-389
Private Household Service Occupations	06	403-407
Protective Service Occupation	07	413-427
Service Occupations, Except Protective and Household	08	433-469
Farming, Forestry, and Fishing Occupations	09	473-499
Precision Production, Craft, and Repair Occupations	10	503-699
Machine Operators, Assemblers, and Inspectors	11	703-799
Transportation and Material Moving Equipment Occupations	12	803-859
Handlers, Equipment Cleaners, Helpers, and Laborers	13	863-889
Armed Forces, Currently Civilian	14	905





# APPENDIX C

Selected Tables from the Current Population Survey, March 1991

Table 1 - Population by Age, Race, Sex, Origin, and Population Status

Table 2 - Population by Race, Sex, Origin, and Relationship to Head

Table 3 - Weighted and Unweighted Counts

Table 4 - Persons 15+ Years Old by Race, Sex, and Type of Income

Table 5 - Families and Unrelated Individuals 15+ by Race and Sex of Head and Type of Income

Table 6 - Household and Family Units by Race and Origin

Table 7 - Persons 15 Years and Over by Total Money Income, Race, and Sex

Table 8 - Families and Unrelated Individuals 15+ by Total Money Income

Table 9 - Work Experience of Persons 16 Years Old and Over by Race, Sex, and Work Experience

Table 10 - Mobility by Sex, Race, Hispanic Origin, and Residence



TABLE 1. POPULATION BY AGE, RACE, SEX, ORIGIN, AND POPULATION STATUS, MARCH 19

		ALL RACES		WHITE		BLACK		OTHER				
		*TOTAL * MALE	*FEMALE	*TOTAL * MALE	*FEMALE	*TOTAL * MALE	*FEMALE	*TOTAL * MALE	*FEMALE			
MARCH SUPPLEMENT - WEIGHTED												
COUNT												
TOTAL CIV.. AF, AND GQ												
TOTAL	248886	121191	127695	208754	102217	106537	30895	14495	16400	9237	4479	4758
LESS THAN 15 YEARS OLD	55366	28351	27015	44187	22662	21525	8696	4421	4276	2483	1269	1214
15+ YEARS OLD	193519	92840	100680	164567	79555	85012	22198	10074	12124	6754	3210	3544
CIVILIANS												
TOTAL	247908	120300	127608	207986	101500	106486	30730	14348	16382	9192	4452	4740
LESS THAN 15 YEARS OLD	55366	28351	27015	44187	22662	21525	8696	4421	4276	2483	1269	1214
15+ YEARS OLD	192542	91949	100593	163799	78838	84961	22034	9928	12106	6709	3183	3526
ARMED FORCES												
TOTAL	977	890	87	768	717	51	164	147	17	45	26	18
LESS THAN 15 YEARS OLD	0	0	0	0	0	0	0	0	0	0	0	0
15+ YEARS OLD	977	890	87	768	717	51	164	147	17	45	26	18
SPANISH ORIGIN												
TOTAL	21437	10760	10677	20514	10331	10183	467	208	259	456	221	235
LESS THAN 15 YEARS OLD	6376	3258	3118	6095	3128	2968	146	69	78	135	62	73
15+ YEARS OLD	15061	7502	7559	14419	7203	7216	321	139	182	321	159	162
MARCH SUPPLEMENT - UNIT COUNT												
TOTAL CIV.. AF, AND GQ	158477	76354	82123	135860	65989	69871	15809	7107	8702	6808	3258	3550
LESS THAN 15 YEARS OLD	37157	19099	18058	30620	15765	14855	4691	2397	2294	1846	937	909
15+ YEARS OLD	121320	57255	64065	105240	50224	55016	11118	4710	6408	4962	2321	2641
CIVILIANS												
TOTAL	157805	75734	82071	135317	65481	69836	15713	7018	8695	6775	3235	3540
LESS THAN 15 YEARS OLD	37157	19099	18058	30620	15765	14855	4691	2397	2294	1846	937	909
15+ YEARS OLD	120648	56635	64013	104697	49716	54981	11022	4621	6401	4929	2298	2631
ARMED FORCES												
TOTAL	672	620	52	543	508	35	96	89	7	33	23	10
LESS THAN 15 YEARS OLD	0	0	0	0	0	0	0	0	0	0	0	0
15+ YEARS OLD	672	620	52	543	508	35	96	89	7	33	23	10
SPANISH ORIGIN												
TOTAL	20006	9817	10189	19081	9396	9685	443	187	256	482	234	248
LESS THAN 15 YEARS OLD	6031	3126	2905	5756	2994	2762	138	67	71	137	65	72
15+ YEARS OLD	13975	6691	7284	13325	6402	6923	305	120	185	345	169	176

TABLE 2. POPULATION BY RACE, SEX, ORIGIN, AND RELATIONSHIP TO HEAD, MARCH 19

	ALL RACES		WHITE		BLACK		OTHER			
	* TOTAL * MALE	* FEMALE *	* TOTAL * MALE	* FEMALE *	* TOTAL * MALE	* FEMALE *	* TOTAL * MALE	* FEMALE *		
ALL PERSONS	24886	121191	208754	102217	30895	14495	16400	9237	4479	4758
HH RELATIONSHIP										
TOTAL PERSONS	66322	51129	56803	46034	7471	3524	3947	2048	1571	477
FAMILY HOUSEHOLDER	27990	12150	24166	10312	3200	1531	1670	624	307	317
NON-FAMILY HOUSEHOLDER	52147	3925	46879	3237	3542	545	2997	1726	144	1582
SPOUSE	80769	42806	65258	34616	12125	6414	5711	3385	1776	1610
CHILD	11729	5731	7554	3693	3157	1572	1009	1009	466	543
OTHER RELATIVE	9928	5451	8085	4326	1398	909	490	445	216	229
NONRELATIVE										
SPANISH ORIGIN										
HH RELATIONSHIP										
TOTAL PERSONS	21437	10760	20514	10331	467	208	259	456	221	235
FAMILY HOUSEHOLDER	4981	3424	4765	3307	113	49	64	104	68	36
NON-FAMILY HOUSEHOLDER	1238	669	1168	636	30	15	16	40	19	21
SPOUSE	3553	380	3434	359	51	6	44	68	15	53
CHILD	8358	4404	7980	4219	206	104	102	173	81	92
OTHER RELATIVE	2010	1071	1921	1023	48	24	24	41	25	16
NONRELATIVE	1287	811	1236	787	20	11	9	31	13	17

TABLE 3. WEIGHTED AND UNWEIGHT COUNTS OF MARCH 19

	WEIGHTED	UNWEIGHTED
TOTAL PERSONS	248886	158477
TOTAL FAMILY HOUSEHOLDERS	66322	42359
TOTAL UNITS	109765	75076
INTERVIEWED UNITS (HHDS * GQ)	94618	59929
HOUSEHOLDS (FAMILY & NONFAMILY HHLDRS)	94312	59748
TOTAL FAMILY RECORDS IN HOUSEHOLDS	105383	66214
TOTAL FAMILIES (HHLDR, RELATED & UNBLTD)	69507	44354
FAMILY HHLDRS WITH NO RELATED SUB	63940	40832
FAMILY HHLDRS WITH 1+ RELATED SUBS	2382	1527
UNRELATED SUBFAMILY	639	360
RELATED SUBFAMILY	2546	1615
TOTAL UNRELATED INDIVIDUALS	35876	21860
NONFAMILY HOUSEHOLDER	27990	17389
OTHER PERSONS LIVING WITH NO RELTVS	7886	4471
TOTAL PERSONS IN HOUSEHOLDS	248464	158232
CIVILIANS 15 YEARS OLD AND OVER	192126	120408
CHILDREN LESS THAN 15 YEARS OLD	55361	37152
ARMED FORCES MEMBERS	977	672
GROUP QUARTERS	306	181
TOTAL FAMILY RECORDS IN GROUP QUARTERS	422	245
TOTAL PERSONS	422	245
CIVILIANS 15 YEARS OLD AND OVER	416	240
CHILDREN LESS THAN 15 YEARS OLD	6	5
ARMED FORCES MEMBERS	0	0
NONINTERVIEWED UNITS	15147	15147
TYPE A	2940	2940
TYPE B-C	12207	12207

TABLE 4. PERSONS 15+ YEARS OLD BY RACE, SEX, AND TYPE OF INCOME, MARCH 19

	ALL RACES			WHITE			BLACK			OTHER		
	TOTAL	MALE	FEMALE	TOTAL	MALE	FEMALE	TOTAL	MALE	FEMALE	TOTAL	MALE	FEMALE
WITH INCOME	193519	92840	100680	164567	79555	85012	22198	10074	12124	6754	3210	3544
WAGE AND SALARY	180465	88220	92245	155046	76480	78566	19506	8820	10687	5912	2920	2993
NON-FARM SELF EMPLOYMENT	12744	66032	58572	106827	57196	49631	13634	6637	10687	4143	2200	1943
FARM SELF EMPLOYMENT	1848	8291	4453	11633	7519	4091	628	443	184	483	305	178
SOCIAL SECURITY	35418	15806	288	1801	1519	281	23	21	184	2	21	4
UNEMPLOYMENT COMP	7603	4675	2928	31420	13200	18220	3406	1371	2035	593	236	357
WORKMEN'S COMP	2565	1684	881	6518	4090	2428	887	476	411	197	109	89
SUPPLEMENTAL SECURITY	4042	1442	2500	2185	1459	716	292	169	123	89	46	43
PUBLIC ASSISTANCE	5075	840	4234	3015	953	1708	1180	410	770	202	79	123
VETERANS BENEFITS	2622	2057	565	2315	1832	483	1820	225	1594	240	66	174
SURVIVORS INC.	3299	701	2599	3032	664	2368	257	203	54	51	23	28
DISABILITY INC.	1875	1209	666	1568	1023	545	204	149	181	64	15	49
RETIREMENT	14501	9282	5219	13418	8637	4782	856	504	352	227	37	14
INTEREST	108501	51748	56754	99227	47461	51766	5871	2652	3219	3403	142	85
DIVIDENDS	23271	11802	11468	22084	11223	10860	642	323	319	545	1635	1769
RENTAL INCOME	17915	6848	6627	12449	6372	6077	572	254	318	454	256	289
EDUCATIONAL ASSIST.	4126	3483	445	15564	2960	3604	995	355	640	356	222	232
CHILD SUPPORT	486	204	3932	3440	187	3253	625	12	613	71	174	183
ALIMONY	731	6	460	410	3	407	46	3	43	10	0	65
FINANCIAL ASSIST.	1863	731	1132	1548	608	940	184	46	138	131	78	10
OTHER MONEY INCOME	2367	1131	1236	2094	1020	1074	161	70	90	113	41	53
WITH NO INCOME	13055	4620	8435	9521	3075	6446	2692	1254	1437	841	290	551

TABLE 5. FAMILIES AND UNRELATED INDIVIDUALS 15+ BY RACE AND SEX OF HEAD AND TYPE OF INCOME, MARCH 19

FAMILIES	ALL RACES		WHITE		BLACK		OTHER				
	TOTAL	*FEMALE	*TOTAL	*MALE	*TOTAL	*MALE	*TOTAL	*MALE			
WITH INCOME	66322	15193	56803	46034	10769	7471	3524	3947	2048	1571	477
WAGE AND SALARY	66145	15091	56690	45973	10717	7413	3515	3898	2041	1564	477
NON-FARM SELF EMPLOYMENT	54714	11916	47015	38365	8650	5967	3075	2892	1732	1358	374
FARM SELF EMPLOYMENT	9175	1235	8440	7382	1058	422	286	136	313	273	40
SOCIAL SECURITY	1389	92	1356	1270	87	13	8	20	20	20	98
UNEMPLOYMENT COMP	55051	11945	4345	10887	2578	1628	859	770	297	200	30
WORKMEN'S COMP	1915	406	1663	1351	860	586	316	271	142	111	88
SUPPLEMENTAL SECURITY	3968	1014	1264	940	311	184	94	90	68	63	5
PUBLIC ASSISTANCE	1784	2957	2306	770	1536	1480	159	396	116	74	42
VETERANS BENEFITS	1427	656	1268	1400	196	153	98	54	35	21	100
SURVIVOR'S INC.	1390	1151	246	723	545	121	27	1321	182	81	14
DISABILITY INC.	9291	1144	8261	984	167	198	124	75	38	22	16
RETIREMENT	44698	1030	8613	7741	872	517	387	130	41	36	4
DIVIDENDS	12167	37312	40664	34537	6127	2712	1686	1026	1321	1089	28
RENTAL INCOME	7330	10518	11485	10006	1479	129	272	129	281	239	34
EDUCATIONAL ASSIST.	5394	3885	4499	3410	1089	331	237	94	252	218	42
CHILD SUPPORT	3833	1356	3174	1229	1946	585	97	388	220	184	35
ALIMONY	262	238	228	23	205	31	2	29	4	0	4
FINANCIAL ASSIST.	738	343	604	345	259	94	19	75	40	31	10
OTHER MONEY INCOME	1535	312	1380	1135	245	101	49	52	55	39	16
WITH NO INCOME	177	101	112	60	52	58	9	49	7	7	0
UNRELATED INDIVIDUALS											
TOTAL	36056	19144	30833	14134	16699	4244	2293	1952	978	485	493
WITH INCOME	35382	18792	30349	13923	16426	4099	2201	1898	934	467	468
WAGE AND SALARY	22402	10081	19149	10376	8773	2590	1587	1002	663	357	306
NON-FARM SELF EMPLOYMENT	2208	661	1975	1387	588	154	108	46	78	51	27
FARM SELF EMPLOYMENT	227	34	218	186	33	7	6	1	1	1	0
SOCIAL SECURITY	10878	8178	9719	2316	7402	1021	352	669	139	31	107
UNEMPLOYMENT COMP	1482	511	1240	812	428	196	136	60	46	22	24
WORKMEN'S COMP	559	187	452	297	155	91	64	28	16	11	4
SUPPLEMENTAL SECURITY	1585	1133	1071	291	779	467	154	313	48	17	41
PUBLIC ASSISTANCE	612	247	355	129	281	182	110	73	20	9	12
VETERANS BENEFITS	784	450	676	370	307	94	77	18	13	4	19
SURVIVOR'S INC.	1779	1599	1681	175	1507	78	4	75	19	2	18
DISABILITY INC.	428	193	366	195	171	51	31	20	11	4	2
RETIREMENT	3683	2263	3377	1283	2093	259	122	137	47	14	33
DIVIDENDS	20538	11813	18715	7830	10885	1306	655	649	518	239	279
RENTAL INCOME	4136	2339	3929	1715	2214	124	55	69	83	27	56
EDUCATIONAL ASSIST.	2281	1307	2128	907	1253	112	52	60	42	16	26
CHILD SUPPORT	1719	893	1423	670	753	195	103	93	100	54	46
ALIMONY	88	82	80	6	74	7	0	7	1	0	1
FINANCIAL ASSIST.	198	154	180	2	179	12	3	9	6	0	6
OTHER MONEY INCOME	922	571	817	328	489	78	34	45	77	40	37
WITH NO INCOME	673	352	484	212	273	145	92	53	20	8	12

TABLE 6. HOUSEHOLD AND FAMILY UNITS BY RACE, AND ORIGIN, MARCH 19

	* TOTAL	* WHITE	* BLACK	* OTHER	* SPANISH * ORIGIN
TOTAL HOUSEHOLDS	94312	80968	10671	2672	6220
FAMILY HOUSEHOLDER	66322	56803	7471	2048	4981
MARRIED-COUPLE	52147	47014	3569	1564	3454
OTHER FAMILY, MALE HHLDR	2907	2276	472	158	342
OTHER FAMILY, FEMALE HHLDR	11268	7512	3430	326	1186
NONFAMILY HOUSEHOLDER	27990	24166	3200	624	1238
MALE	12150	10312	1531	307	689
FEMALE	15840	13853	1670	317	543
TOTAL FAMILY HHLDRS	66960	57307	7575	2078	5075
MARRIED-COUPLE	52241	47092	3574	1576	3493
OTHER FAMILY, MALE HHLDR	2948	2310	480	158	345
OTHER FAMILY, FEMALE HHLDR	11771	7905	3522	344	1237
TOTAL RELATED SUBFAMILIES	2546	1604	742	201	403
MARRIED-COUPLE	986	743	98	144	201
FATHER-CHILD	142	109	30	3	23
MOTHER-CHILD	1418	752	614	53	178
TOTAL UNRELATED FAMILIES	639	504	104	30	94
MARRIED-COUPLE	94	77	5	12	39
OTHER FAMILY, MALE HHLDR	41	34	7	0	3
OTHER FAMILY, FEMALE HHLDR	504	393	92	19	52
UNRELATED INDIVIDUALS	36298	30976	4332	989	2286
MALE	17030	14193	2348	489	1390
FEMALE	19268	16783	1985	500	896
OTHER PERSONS LIVING WITH NO RELATIVES	8308	6810	1132	365	1048
MALE	4880	3880	817	182	721
FEMALE	3427	2930	315	183	327





FAMILIES	ALL RACES		WHITE		BLACK		OTHER	
	TOTAL	*FEMALE	*TOTAL	*MALE	*TOTAL	*MALE	*TOTAL	*MALE
TOTAL	66322	15193	56803	46034	10769	7471	3524	2048
NO INCOME	250	116	134	177	62	64	12	8
UNDER 2,500	66071	15077	56625	45919	10707	7407	3512	2040
2,500 TO 4,999	1438	431	441	194	247	191	25	8
5,000 TO 9,999	1783	1058	1206	593	540	602	58	31
10,000 TO 14,999	2088	1027	1462	820	613	505	110	73
15,000 TO 19,999	2511	996	1965	1308	643	477	173	74
20,000 TO 24,999	2462	836	2021	1436	657	464	164	69
25,000 TO 29,999	2767	1891	2260	1654	584	366	134	75
30,000 TO 34,999	2465	1802	2081	1606	605	429	182	79
35,000 TO 39,999	5615	4136	4770	3700	476	308	144	76
40,000 TO 49,999	5309	1173	4635	3771	1070	718	351	126
50,000 TO 59,999	5408	1065	4744	3928	864	522	248	152
60,000 TO 74,999	8281	1183	7098	4401	699	469	319	138
75,000 AND OVER	6148	1791	5357	4811	953	653	452	150
MEAN INCOME	35336	39313	36910	29883	24370	21454	285	330
AGGREGATE FOR MEAN	27673*0823406*0842676*0724714*0821353*0833700*0720492*0712937*075554*0690985*0675873*0615112*06	28090	43509	46386	31210	27430	36710	44426
MEAN INCOME	41726	45778	41726	45778	41726	45778	41726	45778

UNRELATED INDIVIDUALS	ALL RACES		WHITE		BLACK		OTHER	
	TOTAL	*FEMALE	*TOTAL	*MALE	*TOTAL	*MALE	*TOTAL	*MALE
TOTAL	36056	19144	30833	14134	16699	4244	2292	978
NO INCOME	741	366	549	264	285	146	292	45
UNDER 2,500	35315	18777	30284	13870	16414	4098	2201	933
2,500 TO 4,999	1395	784	1036	435	600	305	152	55
5,000 TO 9,999	2549	1652	1932	835	1277	562	218	56
10,000 TO 14,999	4209	2803	3434	1092	2343	672	284	103
15,000 TO 19,999	3347	2089	2912	1039	1873	353	170	82
20,000 TO 24,999	3384	1915	2886	1173	1713	387	231	112
25,000 TO 29,999	2465	1241	2148	898	1234	214	126	88
30,000 TO 34,999	2465	1241	2148	1030	1118	253	157	48
35,000 TO 39,999	1962	970	1720	834	886	187	123	65
40,000 TO 49,999	3735	1828	3295	1635	1660	347	219	54
50,000 TO 59,999	2820	1334	2487	1311	1176	265	142	68
60,000 TO 74,999	2129	924	1883	1052	832	199	124	53
75,000 AND OVER	1416	629	1222	676	546	134	78	46
MEAN INCOME	1544	609	1374	811	563	129	102	60
AGGREGATE FOR MEAN	840	314	487	339	280	155	36	41
MEAN INCOME	520	164	495	339	156	11	8	18
AGGREGATE FOR MEAN	15008	17927	15624	18945	13023	10547	12358	14379
MEAN INCOME	70226*0737905*0732321*0762111*0733182*0728929*0762632*0637592*0625130*0618522*0696337*0588882*05	19477	22413	16884	20144	17324	14756	18932
MEAN INCOME	19477	22413	16884	20144	17324	14756	18932	19856

TABLE 9. WORK EXPERIENCE OF PERSONS 16 YEARS OLD AND OVER BY RACE, SEX, AND WORK EXPERIENCE


ALL PERSONS	ALL RACES		WHITE		BLACK		OTHER					
	TOTAL	* MALE	* FEMALE	* MALE	* FEMALE	* MALE	* FEMALE	* MALE	* FEMALE			
NO WORK EXPERIENCE	190216	911159	99057	161931	78205	83726	21678	9811	11866	6607	3143	3464
WORKED FULL-TIME	56681	19206	37475	46919	15604	31315	7662	2892	4770	2100	710	1390
WORKED PART-TIME	133534	71953	61581	115012	62601	52411	14016	6913	7097	4507	2433	2074
WORKED LESS THAN 50 WEEKS	105322	62319	43003	90298	54312	35987	11358	5913	5445	3666	2094	1572
WORKED 50-52 WEEKS	80932	49175	31757	69799	43131	26658	8280	4363	3917	2853	1681	1172
WORKED 40-49 WEEKS	9219	5145	4073	7962	4523	3439	1004	486	517	254	137	116
WORKED 1-13 WEEKS	4200	5885	5086	9123	4935	3139	1444	752	692	404	198	206
WORKED 14-39 WEEKS	28212	9634	2088	3414	1722	1692	16424	312	318	155	178	77
WORKED 40-49 WEEKS	11507	3650	15529	24714	8289	17021	2658	1006	1652	841	339	502
WORKED 50-52 WEEKS	7831	1310	7857	10169	3148	7021	1009	376	633	328	125	203
WORKED 1-13 WEEKS	5107	2664	2458	3407	1175	2232	253	97	155	108	38	70
WORKED 14-39 WEEKS	19809	2010	5167	6834	2325	4510	759	246	512	238	93	145
WORKED 40-49 WEEKS	1056	11307	3097	4303	1641	2662	638	286	351	166	83	83
WORKED 50-52 WEEKS	16880	711	8502	16241	9435	6806	2992	1553	1439	577	320	257
WORKED LESS THAN 50 WEEKS	1874	9704	344	919	630	279	114	58	56	22	14	9
NO WORK EXPERIENCE	14688	7310	7378	14056	7017	7039	317	136	181	315	157	158
WORKED FULL-TIME	9990	1412	3286	4477	1352	3126	133	35	98	87	25	63
WORKED PART-TIME	8258	5203	4052	9579	5668	3913	183	101	83	228	132	96
WORKED 50-52 WEEKS	5817	3708	2108	5553	5010	2905	155	84	71	188	109	79
WORKED 40-49 WEEKS	801	542	258	5770	3555	1997	121	71	50	142	82	61
WORKED 1-13 WEEKS	1228	742	487	1191	523	247	13	6	7	18	13	5
WORKED 14-39 WEEKS	412	211	201	401	725	466	15	5	11	22	12	10
WORKED 40-49 WEEKS	1732	694	1037	1664	207	1009	6	2	4	6	2	3
WORKED 50-52 WEEKS	675	278	397	650	655	385	28	16	12	40	23	17
WORKED 1-13 WEEKS	219	82	137	210	279	131	10	4	4	15	6	9
WORKED 14-39 WEEKS	505	197	308	482	182	300	2	1	1	12	2	5
WORKED 40-49 WEEKS	333	138	195	322	126	193	11	6	6	7	9	3
WORKED 50-52 WEEKS	2046	1317	729	1969	1276	693	4	11	19	47	30	17
WORKED LESS THAN 50 WEEKS	1781	1181	600	1715	46	570	0	0	0	3	6	1
NO WORK EXPERIENCE	194	87	106	186	85	101	5	0	5	3	25	1

TABLE 10. MOBILITY BY SEX, RACE, HISPANIC ORIGIN, AND RESIDENCE - MARCH 19  
UNIVERSE: PERSONS 1 YEAR OLD AND OVER

	ALL RACES			WHITE			BLACK			OTHER		
	TOTAL	MALE	FEMALE	TOTAL	MALE	FEMALE	TOTAL	MALE	FEMALE	TOTAL	MALE	FEMALE
TOTAL	248886	121191	127695	208754	102217	106537	30895	14495	14995	16400	8237	8163
NONMOVERS	203345	98337	105008	171492	83272	88220	24733	11628	13105	13105	7120	7120
MOVERS	41539	20815	20724	34023	17283	16539	5573	2573	3000	3000	1943	1943
NOT IN MIGRATION SAMPLE	4002	2038	1963	3240	1662	1578	588	293	295	295	174	174
TOTAL MIG-MTR4	248886	121191	127695	208754	102217	106537	30895	14495	14995	16400	8237	8163
NONMOVERS	203345	98337	105008	171492	83272	88220	24733	11628	13105	13105	7120	7120
MOVERS	41539	20815	20724	34023	17283	16539	5573	2573	3000	3000	1943	1943
NOT IN MIGRATION SAMPLE	4002	2038	1963	3240	1662	1578	588	293	295	295	174	174

# APPENDIX D1

## Facsimile of Basic Questionnaire

<b>CHECK ITEM</b> Only CPS-1 for household ..... <input type="checkbox"/> First CPS-1 of continuation h'hold. . . <input type="checkbox"/> Second CPS-1 of continuation h'hold. . <input type="checkbox"/> Third, fourth, and 5th CPS-1 ..... <input type="checkbox"/>	<b>FORM CPS-1</b>  <b>U.S. DEPARTMENT OF COMMERCE</b> Bureau of the Census <b>CURRENT POPULATION SURVEY</b> <i>Form Approved - O.M.B. No. 1220-0100 - Expires 11-30-91</i> Fodvic 26.1:1	<b>CONTROL NUMBER</b>   PSU      SEGMENT      SERIAL
<b>LINE NO. OF H'HOLD RESP.</b> _____ <b>NON H'HOLD RESPONDENT</b> ..... <input type="checkbox"/> <i>(Specify and Send Intercomm for interviewed household)</i>		
<b>INTERVIEW</b> Do ITEMS 23A-E in this CPS-1 contain ANY ENTRY OTHER THAN NEVER WORKED ..... Yes <input type="checkbox"/> No <input type="checkbox"/> <b>NONINTERVIEW</b> TYPE A ..... <input type="checkbox"/> TYPE B ..... <input type="checkbox"/> TYPE C ..... <input type="checkbox"/> <i>SEND INTER COMM FOR TYPE A AND C</i>		

# CURRENT

<b>TELEPHONE HOLD</b> <i>(Mark this box for office "telephone hold" cases only)</i> <input type="checkbox"/>
--

# POPULATION

<b>CHECK ITEM</b> CPS-665 being held for follow-up <input type="checkbox"/>
--

# SURVEY

MARCH 1991

CHILDREN'S (0-14 years old) TRANSCRIPTION ITEMS  
(If more than 4 children in household, use continuation CPS-1 document.)

FIRST CHILD					
18A. LINE NO.	18B. RELATIONSHIP TO REFERENCE PERSON (Control Card item 14b)	18C. PARENT'S LINE NUMBER	18D. AGE	18G1. SEX Male ..... Female .....	18K. ORIGIN
	Natural/Adopted Child ..... 05			18J. RACE White ..... Black .....	
	Step Child ..... 06				
	Grandchild ..... 07			Amer. Indian, Aleut, Eskimo Asian or Pacific Islander Other .....	
	Brother/Sister ..... 09				
	Other Rel. of ref. person ..... 10				
	Foster Child ..... 11				
	Non-rel. of Ref. Person WITH OWN rel. in H'hld. .... 12				
	Non-rel. of Ref. Person with NO OWN rel. in H'hld. .... 14	None			

SECOND CHILD					
18A. LINE NO.	18B. RELATIONSHIP TO REFERENCE PERSON (Control Card item 14b)	18C. PARENT'S LINE NUMBER	18D. AGE	18G1. SEX Male ..... Female .....	18K. ORIGIN
	Natural/Adopted Child ..... 05			18J. RACE White ..... Black .....	
	Step Child ..... 06				
	Grandchild ..... 07			Amer. Indian, Aleut, Eskimo Asian or Pacific Islander Other .....	
	Brother/Sister ..... 09				
	Other Rel. of ref. person ..... 10				
	Foster Child ..... 11				
	Non-rel. of Ref. Person WITH OWN rel. in H'hld. .... 12				
	Non-rel. of Ref. Person with NO OWN rel. in H'hld. .... 14	None			

THIRD CHILD					
18A. LINE NO.	18B. RELATIONSHIP TO REFERENCE PERSON (Control Card item 14b)	18C. PARENT'S LINE NUMBER	18D. AGE	18G1. SEX Male ..... Female .....	18K. ORIGIN
	Natural/Adopted Child ..... 05			18J. RACE White ..... Black .....	
	Step Child ..... 06				
	Grandchild ..... 07			Amer. Indian, Aleut, Eskimo Asian or Pacific Islander Other .....	
	Brother/Sister ..... 09				
	Other Rel. of ref. person ..... 10				
	Foster Child ..... 11				
	Non-rel. of Ref. Person WITH OWN rel. in H'hld. .... 12				
	Non-rel. of Ref. Person with NO OWN rel. in H'hld. .... 14	None			

FOURTH CHILD					
18A. LINE NO.	18B. RELATIONSHIP TO REFERENCE PERSON (Control Card item 14b)	18C. PARENT'S LINE NUMBER	18D. AGE	18G1. SEX Male ..... Female .....	18K. ORIGIN
	Natural/Adopted Child ..... 05			18J. RACE White ..... Black .....	
	Step Child ..... 06				
	Grandchild ..... 07			Amer. Indian, Aleut, Eskimo Asian or Pacific Islander Other .....	
	Brother/Sister ..... 09				
	Other Rel. of ref. person ..... 10				
	Foster Child ..... 11				
	Non-rel. of Ref. Person WITH OWN rel. in H'hld. .... 12				
	Non-rel. of Ref. Person with NO OWN rel. in H'hld. .... 14	None			

ARMED FORCES MEMBERS TRANSCRIPTION ITEMS  
(Fill only in interviewed households for persons with "AF" in CC item 22.  
If more than 2 AF persons in household, use continuation CPS-1 document.)

FIRST ARMED FORCES MEMBER				
18A. LINE NO.	18B. RELATIONSHIP TO REFERENCE PERSON	18C. PARENT'S LINE NUMBER	18D. AGE	18E. MARITAL STATUS
	Ref. Person WITH rel. in H'hld. .... 01			Married — spouse present
	Ref. person with NO rel. in H'hld. .... 02			
	Husband ..... 03			Married — spouse absent (Exclude separated) .....
	Wife ..... 04			
	Natural/Adopted Child ..... 05			Widowed .....
	Step Child ..... 06			
	Grandchild ..... 07			Divorced .....
	Parent ..... 08			
	Brother/Sister ..... 09			Separated .....
	Other rel. of Ref. Person ..... 10			
	Foster Child ..... 11			Never married .....
	Non-rel. of Ref. Person WITH OWN rel. in H'hld. .... 12	None		
	Partner/Roommate ..... 13			
	Non-rel. of Ref. Person (other than partner/roommate) with NO OWN rel. in H'hld. .... 14			

18F. SPOUSE'S LINE NO.	18G1. SEX Male ..... Female .....	18H. HIGHEST GRADE ATTENDED	18I. GRADE COMPLETED Yes ..... No .....	18J. RACE White ..... Black ..... Amer. Indian, Aleut, Eskimo Asian or Pacific Isl. Other .....	18K. ORIGIN
None					

SECOND ARMED FORCES MEMBER				
18A. LINE NO.	18B. RELATIONSHIP TO REFERENCE PERSON	18C. PARENT'S LINE NUMBER	18D. AGE	18E. MARITAL STATUS
	Ref. Person WITH rel. in H'hld. .... 01			Married — spouse present
	Ref. person with NO rel. in H'hld. .... 02			
	Husband ..... 03			Married — spouse absent (Exclude separated) .....
	Wife ..... 04			
	Natural/Adopted Child ..... 05			Widowed .....
	Step Child ..... 06			
	Grandchild ..... 07			Divorced .....
	Parent ..... 08			
	Brother/Sister ..... 09			Separated .....
	Other rel. of Ref. Person ..... 10			
	Foster Child ..... 11			Never married .....
	Non-rel. of Ref. Person WITH OWN rel. in H'hld. .... 12	None		
	Partner/Roommate ..... 13			
	Non-rel. of Ref. Person (other than partner/roommate) with NO OWN rel. in H'hld. .... 14			

18F. SPOUSE'S LINE NO.	18G1. SEX Male ..... Female .....	18H. HIGHEST GRADE ATTENDED	18I. GRADE COMPLETED Yes ..... No .....	18J. RACE White ..... Black ..... Amer. Indian, Aleut, Eskimo Asian or Pacific Isl. Other .....	18K. ORIGIN
None					

MARCH 1991 U.S. Department of Commerce BUREAU OF THE CENSUS

**CURRENT POPULATION SURVEY**

FORM CPS-1

1. CHECK ITEM  
 Only CPS-1 for household . . . . . (Fill all applicable items on this page)  
 First CPS-1 of continuation h'hd. . . . . (Transcribe items 1-13 from first CPS-1)  
 Second CPS-1 of continuation h'hd. . . . .  
 Third, fourth, etc. CPS-1 . . . . .

2. CONTROL NUMBER

MONTH YEAR

10. FIELD REPRESENTATIVE CODE  
 A B C D E F G H J K L M

11. DAY COMPLETED  
 S M T W T H F S

12. LINE NO. OF H'HD RESP.  
 Non. h'hd. resp. (Specify) (Send Inter Comm Interviewed Households Only)

4. TYPE OF LIVING QUARTERS

HOUSING UNIT	OTHER UNIT
House, apartment, flat . . . . . 1	Quarters not HU in rooming or boarding house . . . . . 8
HU in nontransient hotel, motel, etc. . . . . 2	Unit not permanent in transient hotel, motel, etc. . . . . 9
HU, permanent, in transient hotel, motel, etc. . . . . 3	
HU in rooming house . . . . . 4	Tent site or trailer site . . . . . 10
Mobile home or trailer with no permanent room added . . . . . 5	Student quarters in college dormitory . . . . . 11
Mobile home or trailer with one or more permanent rooms added . . . . . 6	Other not HU (Describe below) . . . . . 12
HU not specified above (Describe below) . . . . . 7	

5a. LAND USAGE  
 Urban  
 Rural (Fill Sbi)

5b. FARM SALES  
 \$1000 or more (Yes)  
 Less than \$1000 (No)

6. PSU NO.  
 7. SEGMENT NO.  
 8. SERIAL NO.  
 9. HOUSE-HOLD NO.

(Go to 10)

13. TYPE INTERVIEW

Noninterview  
 Personal  
 Tel. - regular  
 Tel. - callback  
 ICR filled

13A. CHECK ITEM  
 Telephone Hold  
 (Fill circle for office "telephone hold" cases only)

TYPE A		TYPE B		TYPE C (Send Inter Comm)		SEASONAL STATUS
14. (Mark reason and race.)		15.		Demolished		16. This unit is intended for occupancy:
REASON	RACE	Vacant - regular . . . . .	} (Fill 16)	House or trailer moved . . . . .	} (Omit 16-17)	Year round . . . . . (Fill HVS if HU in item 4)
No one home	White	Vacant - storage of h'hd furniture		Outside segment . . . . .		By migratory workers . . . . . (Fill item 17 below if HU in item 4)
Temporarily absent	Black	Temp. occ. by persons with URE . . . . .	Converted to permanent business or storage . . . . .	Merged . . . . .	} (Omit 16-17)	Seasonally . . . . .
Refused	All other	Unit or to be demolished.	Condemned . . . . .	Built after April 1, 1980 . . . . .		17. This unit is intended for occupancy:
Other - Occ. (Describe below)		Under construction, not ready . . . . .	Unoccupied tent site or trailer site Permit granted, construction not started . . . . .	Unused line of listing sheet . . . . .	} (Omit 16-17)	Summers only . . . . . (Transcribe as instructed on back of Control Card)
		Converted . . . . .	Other (Specify below) . . . . .	Other (Describe below) . . . . .		Winters only . . . . .
		Occ. by Armed Force members or persons under 15 . . . . .				Other (Describe below)

TRANSCRIPTION ITEMS

Fill for interviewed households only. (If continuation CPS-1's required, only fill on first CPS-1 each month.)

27A. TENURE  
 Transcribe from cc item 10)  
 Owned or being bought . . . . .  
 Rented . . . . .  
 No cash rent . . . . .

27B. HOUSEHOLD STATUS CHANGE  
 Is this a replacement household this month?  
 Yes . . . . .  
 No . . . . .

28. TOTAL FAMILY INCOME  
 (Transcribe from cc item 29)

01	15	09	13
02	16	10	14
03	17	11	15
04	18	12	16

29A. Telephone in Household (Transcribe from C.C. item 27a)  
 Yes  (Skip to 29c)  
 No  (Fill 29b)

29B. Telephone Available (Transcribe from C.C. item 27b)  
 Yes  (Fill 29c)  
 No  (Skip to 30)

29C. Telephone interview Acceptable (Transcribe from C.C. item 27c)  
 Yes  (Fill 30)  
 No

30. NUMBER OF CONTACTS - ACTUAL AND ATTEMPTED (Transcribe from C.C. item 31)  
 Personal (C.C. item 31c)  
 Telephone (C.C. items 31 d & e)

31. TIME OF INTERVIEW (Mark the time period in which the majority of the labor force interview was obtained or noninterview classification was determined.)

Midnight to 6 a.m.	3 to 6 p.m.
6 to 9 a.m.	6 to 9 p.m.
9 a.m. to Noon	9 p.m. to Midnight
Noon to 3 p.m.	

REMINDER  
 Fill items 18A-18L on pages 2, 5, 7, 9, and 11.

HOUSEHOLD ITEMS Fill after basic labor force interview and proceed to CPS-665

32A. CHECK ITEM (From Control Card Item 25) Is Spanish origin (codes 10 through 17) entered on the Control Card for any person 15+ in this household?  
 Yes  (Ask 32B)  
 No  (Go to CPS-665)

32B. Did (Read names of Reference Person) live at this address during the week of November 19, 1990?  
 Yes  (Fill 32C)  
 No  (Go to CPS-665)

32C. CHECK ITEM (From Control Card Item 25) Is reference person's origin code 10 through 17?  
 Yes  (Go to CPS-665)  
 No  (Ask 32D)

32D. Did any of the following household members live here during the week of November 19, 1990? (Read all household member names with codes 10-17 in cc item 25.)  
 Yes   
 No  (Go to CPS-665)

CODER NUMBER  
 A B C D E F G H J K L M  
 I J K L M N O P Q R S T U V W X Y Z

**18. LINE NUMBER**

**19. What was ... doing most of LAST WEEK -**

- Working 
  - Keeping house
  - Going to school or something else?
- Working (Skip to 20A) ... WK
- With a job but not at work ... J
- Looking for work ... LK
- Keeping house ... H
- Going to school ... S
- Unable to work (Skip to 24) ... U
- Retired ... R
- Other (Specify) ... OT

**20. Did ... do any work at all LAST WEEK, not counting work around the house?** (Note: If farm or business operator in hh., ask about unpaid work.)

Yes  No  (Go to 21)

**20A. How many hours did ... work LAST WEEK at all jobs?**

49+  (Skip to item 23)

1-34  (Go to 20C)

35-48  (Go to 20D)

**20B. CHECK ITEM**

49+  (Skip to item 23)

1-34  (Go to 20C)

35-48  (Go to 20D)

**20C. Does ... USUALLY work 35 hours or more a week at this job?**

Yes  What is the reason ... worked less than 35 hours LAST WEEK?

No  What is the reason ... USUALLY works less than 35 hours a week?

(Mark the appropriate reason)

- Slack work
- Material shortage
- Plant or machine repair
- New job started during week
- Job terminated during week
- Could find only part-time work
- Holiday (Legal or religious)
- Labor dispute
- Bad weather
- Own illness
- On vacation
- Too busy with housework, school, personal bus., etc.
- Did not want full-time work
- Full-time work week under 35 hours
- Other reason (Specify)

(Skip to 23 and enter job worked at last week)

**20D. Did ... lose any time or take any time off LAST WEEK for any reason such as illness, holiday or slack work?**

Yes  How many hours did ... take off?

(Correct 20A if lost time not already deducted; if 20A reduced below 35, correct 20B and fill 20C)

No

**20E. Did ... work any overtime or at more than one job LAST WEEK?**

Yes  How many extra hours did ... work?

(Correct 20A and 20B as necessary if extra hours not already included and skip to 23.)

No  (Skip to 23)

**21. (If in 19, skip to 21A.)** Did ... have a job or business from which he/she was temporarily absent or on layoff LAST WEEK?

Yes  No  (Go to 22)

**21A. Why was ... absent from work LAST WEEK?**

- Own illness
- On vacation
- Bad weather
- Labor dispute
- New job to begin within 30 days  (Skip to 22B and 22C2)
- Temporary layoff (Under 30 days)
- Indefinite layoff (30 days or more or no def. recall date)  (Skip to 22C3)
- Other (Specify)

**21B. Is ... receiving wages or salary from his/her employer for any of the time off LAST WEEK?**

Yes

No

**21C. Does ... usually work 35 hours or more a week at this job?**

Yes

No

(Skip to 23 and enter job held last week)

**22. (If LK in 19, skip to 22A.)** Has ... been looking for work during the past 4 weeks?

Yes  No  (Go to 24)

**22A. What has ... been doing in the last 4 weeks to find work? (Mark all methods used; do not read list.)**

- Checked pub. employ. agency with -
- govt. employ. agency employer directly
- friends or relatives
- Placed or answered ads.
- Nothing (Skip to 24)
- Other (Specify in notes, e.g., TPA, union or prof. register, etc.)

**22B. At the time ... started looking for work, was it because he/she lost or quit a job or was there some other reason?**

- Lost job
- Quit job
- Left school
- Wanted temporary work
- Change in home or family responsibilities
- Left military service
- Other (Specify in notes)

**22C. 1) How many weeks has ... been looking for work?**

2) How many weeks ago did ... start looking for work?

3) How many weeks ago was ... laid off?

**22D. Has ... been looking for full-time or part-time work?**

Full  Part

**22E. Could ... have taken a job LAST WEEK if one had been offered?**

Yes  No  Why not?

- Already has a job
- Temporary illness
- Going to school
- Other (Specify in notes)

**22F. When did ... last work at a full-time job or business lasting 2 consecutive weeks or more?**

Within last 12 months (Specify)

(Month) \_\_\_\_\_

One to five years ago

More than 5 years ago

Never worked full-time 2 wks. or more

Never worked at all

(SKIP to 23. If layoff entered in 21A, enter job, either full or part time, from which laid off. Else enter last full time job lasting 2 weeks or more, or "never worked.")

**23. DESCRIPTION OF JOB OR BUSINESS**

**23A. For whom did ... work? (Name of company, business, organization or other employer.)**

**23B. What kind of business or industry is this? (For example: TV and radio mfg., retail shoe store, State Labor Dept.)**

**23C. What kind of work was ... doing? (For example: electrical engineer, stock clerk, typist, farmer.)**

**23D. What were ...'s most important activities or duties at this job? (For example: types, keeps account books, files, sells cars, operates printing press, finishes concrete.)**

**23E. Was this person**

- An employee of a PRIVATE Co. bus., or individual for wages, salary or comm.  P
- A FEDERAL government employee  F
- A STATE government employee  S
- A LOCAL government employee  L
- Self-empl. in OWN bus., prof. practice, or farm
- Is the business incorporated? Yes  No  SE
- Working WITHOUT PAY in fam. bus. or farm  WP
- NEVER WORKED  NEV

**23F. CHECK ITEM**

Entry (or NA) in item 20A  (Go to 25 at top of page)

Entry (or NA) in item 21B

All other cases  (Skip to 26)

**24. CHECK ITEM** (Rotation number)

First digit of SEGMENT number is:

- 2, 3, 4, 6, 7 or 8 (Skip to 26)
- 1 or 5 (Go to 24A)

**24A. When did ... last work for pay at a regular job or business, either full- or part-time?**

- Within past 12 months
- 1 up to 2 years ago
- 2 up to 3 years ago  (Go to 24B)
- 3 up to 4 years ago
- 4 up to 5 years ago
- 5 or more years ago  (Skip to 24C)
- Never worked  (Skip to 24C)

**24B. Why did ... leave that job?**

- Personal, family (incl. pregnancy) or school
- Health
- Retirement or old age
- Seasonal job completed
- Slack work or business conditions
- Temporary nonseasonal job completed
- Unsatisfactory work arrangements (Hours, pay, etc.)
- Other

**24C. Does ... want a regular job now, either full- or part-time?**

Yes  (Go to 24D)

Maybe - it depends  (Specify in notes)

No  (Skip to 24E)

Don't know  (Skip to 24E)

**24D. What are the reasons ... is not looking for work? (Mark each reason mentioned)**

- Believes no work available in line of work or area
- Couldn't find any work
- Lacks nec. schooling, training, skills or experience
- Employers think too young or too old
- Other pers. handicap in finding job
- Can't arrange child care
- Family responsibilities
- In school or other training
- Ill health, physical disability
- Other (Specify in notes)
- Don't know

**24E. Does ... intend to look for work of any kind in the next 12 months?**

Yes

It depends (Specify in notes)

No

Don't know

(If entry in 24B, describe job in 23, otherwise, skip to 26)

**25. CHECK ITEM** (Rotation number)

First digit of SEGMENT number is:

- 2, 3, 4, 6, 7 or 8 (Skip to 26)
- 1 or 5 (Go to 25A)

**25A. How many hours per week does ... USUALLY work at this job?**

**25B. Is ... paid by the hour on this job?**

Yes  (Go to 25C)

No  (Skip to 25D)

**25C. How much Dollars Cents does ... earn per hour?**

\$

(Ask 25D) REF

**25D. How much does ... USUALLY earn per week at this job BEFORE deductions? Include any overtime pay, commissions, or tips usually received.**

\$  REF

**25E. On this job, is ... a member of a labor union or of an employee association similar to a union?**

Yes  (Skip to 26)

No  (Ask 25F)

**25F. On this job, is ... covered by a union or employee association contract?**

Yes  (Go to 26)

No



18A. LINE	18B. RELATIONSHIP TO REFERENCE PERSON		18C. PAR'S LINE NO.	18D. AGE	18E. MARITAL STATUS	18F. SPOUSE'S LINE NUMBER	18G1. SEX	18H. HIGHEST GRADE ATTENDED	18I. GRADE COMPLETED	18J. RACE	18K. ORIGIN																																																																																		
	Ref. Person WITH rel. in H'hld. ....	01					None					None	None	Male <input type="checkbox"/> 1	18G2. VETERAN STATUS	Yes <input type="checkbox"/>	White. ....																																																																												
	Ref. person with NO rel. in H'hld. ....	02												None				None	None	Female <input checked="" type="checkbox"/> 2	Veteran <input checked="" type="checkbox"/>	No <input type="checkbox"/>	Black. ....																																																																						
	Husband .....	03																		None				None	None	Vietnam Era	Vietnam War	No <input type="checkbox"/>	Amer. Indian.																																																																
	Wife .....	04																												None	None	None	Korean War	World War II	No <input type="checkbox"/>	Aleut. Eskimo																																																									
	Natural/Adopted Child .....	05																																			None	None	None	World War I	Other Service	No <input type="checkbox"/>	Asian or																																																		
	Step Child .....	06																																										None	None	None	Other Service	Other	No <input type="checkbox"/>	Pacific Isl. ....																																											
	Grandchild .....	07																																																	None	None	None	None	None	No <input type="checkbox"/>	Other																																				
	Parent .....	08																																																								None	None	None	None	None	No <input type="checkbox"/>	Other																													
	Brother/Sister .....	09																																																															None	None	None	None	None	No <input type="checkbox"/>	Other																						
	Other Rel. of Ref. Person .....	10																																																																						None	None	None	None	None	No <input type="checkbox"/>	Other															
	Foster Child .....	11																																																																													None	None	None	None	None	No <input type="checkbox"/>	Other								
	Non-rel. of Ref. Person WITH OWN rel. in H'hld. ....	12																																																																																				None	None	None	None	None	No <input type="checkbox"/>	Other	
	Partner/Roommate .....	13																																																																																											None
Non-rel. of Ref. Person (other than partner/ roommate) with NO OWN rel. in H'hld. ....	14	None	None	None	None	None		No <input type="checkbox"/>	Other																																																																																				
Married— spouse present	None						None			None	None	None	None		No <input type="checkbox"/>	Other																																																																													
Married— spouse absent (Exclude separated)														None			None	None	None		None	None	No <input type="checkbox"/>																																																																						
Widowed																				None				None	None	None	None	No <input type="checkbox"/>	Other																																																																
Divorced																														None	None	None	None	None	No <input type="checkbox"/>	Other																																																									
Separated																																					None	None	None	None	No <input type="checkbox"/>	Other																																																			
Never married																																											None	None	None	None	No <input type="checkbox"/>	Other																																													

**26. CHECK ITEM**  
(Transcribe from control card item 18)  
This person is  
16-24 years of age (Ask 26A)  
All others (Skip to 26C)

**26A. (If 'School' in 19, Verify) LAST WEEK**  
was ... attending or enrolled in a high  
school, college, or university?  
(Mark "Yes" if currently on holiday or  
seasonal vacation. Mark "No" for  
summer vacation).  
Yes (Verify) No (Skip to  
26C)  
High school (Ask 26B)  
College or Univ.

**26B. Is ... enrolled in school as a full-time  
or part-time student?**  
Full time  
Part time (Fill 26C)

**26C. CHECK ITEM Who responded to the  
labor force items for this person?**  
 Self  
 Other  
 Self/Other

**REMINDER:**  
ASK THE L.F. ITEM FOR ALL H.H.  
MEMBERS BEFORE ASKING THE  
SUPPLEMENT.  
If last person, go to item 32A on page 3.

**18L. SOCIAL SECURITY NUMBER**  
(Transcribe from cc Item 26a)

None

18. LINE NUMBER

19. What was ... doing most of LAST WEEK - Working Keeping house Going to school or something else? Working (Skip to 20A) ... WK With a job but not at work ... J Looking for work ... LK Keeping house ... H Going to school ... S Unable to work (Skip to 24) ... U Retired ... R Other (Specify) ... OT

20. Did ... do any work at all LAST WEEK, not counting work around the house? (Note: If farm or business operator in hh., ask about unpaid work.) Yes No (Go to 21)

20A. How many hours did ... work LAST WEEK at all jobs? 49+ (Skip to item 23) 1-34 (Go to 20C) 35-48 (Go to 20D)

20B. CHECK ITEM 49+ (Skip to item 23) 1-34 (Go to 20C) 35-48 (Go to 20D)

20C. Does ... USUALLY work 35 hours or more a week at this job? Yes What is the reason ... worked less than 35 hours LAST WEEK? No What is the reason ... USUALLY works less than 35 hours a week? (Mark the appropriate reason) Slack work ... Material shortage ... Plant or machine repair ... New job started during week ... Job terminated during week ... Could find only part-time work ... Holiday (Legal or religious) ... Labor dispute ... Bad weather ... Own illness ... On vacation ... Too busy with housework, school, personal bus., etc. ... Did not want full-time work ... Full-time work week under 35 hours ... Other reason (Specify) ... (Skip to 23 and enter job worked at last week)

20D. Did ... lose any time or take any time off LAST WEEK for any reason such as illness, holiday or slack work? Yes How many hours did ... take off? No (Correct 20A if last time not already deducted; if 20A reduced below 35, correct 20B and fill 20C)

20E. Did ... work any overtime or at more than one job LAST WEEK? Yes How many extra hours did ... work? No (Correct 20A and 20B as necessary if extra hours not already included and skip to 23.) (Skip to 23)

21. (If J in 19, skip to 21A.) Did ... have a job or business from which he/she was temporarily absent or on layoff LAST WEEK? Yes No (Go to 22)

21A. Why was ... absent from work LAST WEEK? Own illness ... On vacation ... Bad weather ... Labor dispute ... New job to begin within 30 days (Skip to 22B and 22C2) Temporary layoff (Under 30 days) Indefinite layoff (30 days or more or no def. recall date) ... Other (Specify) ...

21B. Is ... receiving wages or salary from his/her employer for any of the time off LAST WEEK? Yes No (Skip to 23 and enter job held last week)

21C. Does ... usually work 35 hours or more a week at this job? Yes No (Skip to 23 and enter job held last week)

22. (If LK in 19, Skip to 22A.) Has ... been looking for work during the past 4 weeks? Yes No (Go to 24)

22A. What has ... been doing in the last 4 weeks to find work? (Mark all methods used; do not read list.) Checked pub. employ. agency with- bvt. employ. agency employer directly ... friends or relatives ... Placed or answered ads. ... Nothing (Skip to 24) ... Other (Specify in notes, e.g., TPA, union or prof. register, etc.)

22B. At the time ... started looking for work, was it because he/she lost or quit a job or was there some other reason? Last job ... Quit job ... Left school ... Wanted temporary work ... Change in home or family responsibilities ... Left military service ... Other (Specify in notes) ...

22C. 1) How many weeks has ... been looking for work? 2) How many weeks ago did ... start looking for work? 3) How many weeks ago was ... laid off?

22D. Has ... been looking for full-time or part-time work? Full Part

22E. Could ... have taken a job LAST WEEK if one had been offered? Yes No Why not? Already has a job ... Temporary illness ... Going to school ... Other (Specify in notes)

22F. When did ... last work at a full-time job or business lasting 2 consecutive weeks or more? Within last 12 months (Specify) (Month) One to five years ago ... More than 5 years ago ... Never worked full-time 2 wks. or more ... Never worked at all ... (SKIP TO 23. If layoff entered in 21A, enter job, either full or part time, from which laid off. Else enter last full time job lasting 2 weeks or more, or "never worked.")

23. DESCRIPTION OF JOB OR BUSINESS

23A. For whom did ... work? (Name of company, business, organization or other employer.)

23B. What kind of business or industry is this? (For example: TV and radio mfg., retail shoe store, State Labor Dept.)

23C. What kind of work was ... doing? (For example: electrical engineer, stock clerk, typist, farmer.)

23D. What were ...'s most important activities or duties at this job? (For example: types, keeps account books, tiles, sells cars, operates printing press, finishes concrete.)

23E. Was this person An employee of a PRIVATE Co. bus. or individual for wages, salary or comm. ... P A FEDERAL government employee ... F (Go to 23F) A STATE government employee ... S (Go to 23F) A LOCAL government employee ... L Self-empl. in OWN bus., prof. practice, or farm ... is the business incorporated? Yes No SE (Skip to 26) Working WITHOUT PAY in fam. bus. or farm ... WP (Skip to 26) NEVER WORKED ... NEV

23F. CHECK ITEM Entry (or NA) in item 20A (Go to 25 at top of page) Entry (or NA) in item 21B (Skip to 26) All other cases (Skip to 26)

24. CHECK ITEM (Rotation number) First digit of SEGMENT number is: 2, 3, 4, 6, 7 or 8 (Skip to 26) 1 or 5 (Go to 24A)

24A. When did ... last work for pay at a regular job or business, either full- or part-time? Within past 12 months ... 1 up to 2 years ago ... 2 up to 3 years ago ... 3 up to 4 years ago ... 4 up to 5 years ago ... 5 or more years ago ... Never worked ... (Skip to 24C)

24B. Why did ... leave that job? Personal, family (incl. pregnancy) or school ... Health ... Retirement or old age ... Seasonal job completed ... Slack work or business conditions ... Temporary nonseasonal job completed ... Unsatisfactory work arrangements (Hours, pay, etc.) ... Other ...

24C. Does ... want a regular job now, either full- or part-time? Yes Maybe - it depends (Specify in notes) No Don't know (Skip to 24E)

24D. What are the reasons ... is not looking for work? (Mark each reason mentioned) Believes no work available in line of work or area ... Couldn't find any work ... Lacks nec. schooling, training, skills or experience ... Employers think too young or too old ... Other pers. handicap in finding job ... Can't arrange child care ... Family responsibilities ... In school or other training ... Ill health, physical disability ... Other (Specify in notes) ... Don't know

24E. Does ... intend to look for work of any kind in the next 12 months? Yes It depends (Specify in notes) No Don't know (If entry in 24B, describe job in 23, otherwise, skip to 26)

25. CHECK ITEM (Rotation number) First digit of SEGMENT number is: 2, 3, 4, 6, 7 or 8 (Skip to 26) 1 or 5 (Go to 25A)

25A. How many hours per week does ... USUALLY work at this job? Dollars Cents \$ REF (Ask 25D)

25B. Is ... paid by the hour on this job? Yes (Go to 25C) No (Skip to 25D)

25C. How much Dollars Cents does ... earn per hour? \$ REF (Ask 25D)

25D. How much does ... USUALLY earn per week at this job BEFORE deductions? Include any overtime pay, commissions, or tips usually received. \$ REF (Ask 25D)

25E. On this job, is ... a member of a labor union or of an employee association similar to a union? Yes (Skip to 26) No (Ask 25F)

25F. On this job, is ... covered by a union or employee association contract? Yes (Go to 26) No (Go to 26)

18A. LINE	18B. RELATIONSHIP TO REFERENCE PERSON	18C. PAR'S LINE NO.	18D. AGE	18E. MARITAL STATUS	18F. SPOUSE'S LINE NUMBER	18G1. SEX	18G2. VETERAN STATUS	18H. HIGHEST GRADE ATTENDED	18I. GRADE COMPLETED	18J. RACE	18K. ORIGIN
	Ref. Person WITH rel. in H'hld. .... 01		<input checked="" type="checkbox"/>	Married—spouse present		Male <input type="checkbox"/> Female <input checked="" type="checkbox"/>	Veteran <input checked="" type="checkbox"/> Vietnam Era <input type="checkbox"/> Korean War <input type="checkbox"/> World War II <input type="checkbox"/> World War I <input type="checkbox"/> Other Service <input type="checkbox"/> Nonveteran <input type="checkbox"/>		Yes <input type="checkbox"/> No <input checked="" type="checkbox"/>	White <input type="checkbox"/> Black <input type="checkbox"/> Amer. Indian, Aleut, Eskimo <input type="checkbox"/> Asian or Pacific Isl. <input type="checkbox"/> Other <input checked="" type="checkbox"/>	
	Ref. person with NO rel. in H'hld. .... 02			Married—spouse absent / Exclude separated							
	Husband ..... 03			Widowed							
	Wife ..... 04			Divorced							
	Natural/Adopted Child ..... 05			Separated							
	Step Child ..... 06			Never married							
	Grandchild ..... 07										
	Parent ..... 08										
	Brother/Sister ..... 09										
	Other Rel. of Ref. Person ..... 10										
	Foster Child ..... 11										
	Non-rel. of Ref. Person WITH OWN rel. in H'hld. .... 12	None			None						
	Partner/Roommate Non-rel. of Ref. Person (other than partner/roommate) with NO OWN rel. in H'hld. .... 14										

**26. CHECK ITEM**  
(Transcribe from control card item 18)  
This person is 16–24 years of age (Ask 26A)  
All others (Skip to 26C)

**26A. (If 'School' in 19, Verify) LAST WEEK**  
was attending or enrolled in a high school, college, or university?  
(Mark "Yes" if currently on holiday or seasonal vacation. Mark "No" for summer vacation).  
Yes (Verify) No (Skip to 26C)  
High school (Ask 26B)  
College or Univ.

**26B. Is enrolled in school as a full-time or part-time student?**  
Full time (Fill 26C)  
Part time

**26C. CHECK ITEM Who responded to the labor force items for this person?**  
 Self  
 Other  
 Self/Other

**REMINDER:**  
ASK THE L.F. ITEM FOR ALL H.H. MEMBERS BEFORE ASKING THE SUPPLEMENT.  
If last person, go to item 32A on page 3.

**18L. SOCIAL SECURITY NUMBER**  
(Transcribe from cc. Item 26a)  
None

**18. LINE NUMBER**

**19. What was ... going most of LAST WEEK -**

Working  Keeping house  Going to school  or something else?

Working (Skip to 20A) ... WK  
With a job but not at work ... J  
Looking for work ... LK  
Keeping house ... H  
Going to school ... S  
Unable to work (Skip to 24) ... U  
Retired ... R  
Other (Specify) ... OT

**20. Did ... do any work at all LAST WEEK, not counting work around the house? (Note: If farm or business operator in hh., ask about unpaid work.)**

Yes  No  (Go to 21)

**20A. How many hours did ... work LAST WEEK at all jobs?**

49+ (Skip to item 23)  
1-34 (Go to 20C)  
35-48 (Go to 20D)

**20B. CHECK ITEM**

49+ (Skip to item 23)  
1-34 (Go to 20C)  
35-48 (Go to 20D)

**20C. Does ... USUALLY work 35 hours or more a week at this job?**

Yes  What is the reason ... worked less than 35 hours LAST WEEK?  
No  What is the reason ... USUALLY works less than 35 hours a week?  
(Mark the appropriate reason)

Slack work ...  
Material shortage ...  
Plant or machine repair ...  
New job started during week ...  
Job terminated during week ...  
Could find only part-time work ...  
Holiday (Legal or religious) ...  
Labor dispute ...  
Bad weather ...  
Own illness ...  
On vacation ...  
Too busy with housework, school, personal bus., etc ...  
Did not want full-time work ...  
Full-time work week under 35 hours ...  
Other reason (Specify) ...

**20D. Did ... lose any time or take any time off LAST WEEK for any reason such as illness, holiday or slack work?**

Yes  How many hours did ... take off?  
(Correct 20A if lost time not already deducted; if 20A reduced below 35, correct 20B and fill 20C)  
No

**20E. Did ... work any overtime or at more than one job LAST WEEK?**

Yes  How many extra hours did ... work?  
(Correct 20A and 20B as necessary if extra hours not already included and skip to 23.)  
No  (Skip to 23)

**21. (If 1 in 19, skip to 21A.)**

Did ... have a job or business from which he/she was temporarily absent or on layoff LAST WEEK?  
Yes  No  (Go to 22)

**21A. Why was ... absent from work LAST WEEK?**

Own illness ...  
On vacation ...  
Bad weather ...  
Labor dispute ...  
New job to begin within 30 days (Skip to 22B and 22C2)  
Temporary layoff (Under 30 days)  
Indefinite layoff (30 days or more or no def. recall date) (Skip to 22C3)  
Other (Specify) ...

**21B. Is ... receiving wages or salary from his/her employer for any of the time off LAST WEEK?**

Yes   
No

**21C. Does ... usually work 35 hours or more a week at this job?**

Yes   
No  (Skip to 23 and enter job held last week)

**22. (If LK in 19, Skip to 22A.)**

Has ... been looking for work during the past 4 weeks?  
Yes  No  (Go to 24)

**22A. What has ... been doing in the last 4 weeks to find work? (Mark all methods used; do not read list.)**

Checked pub. employ. agency with- out employ. agency friends or relatives ...  
Placed or answered ads ...  
Nothing (Skip to 24)  
Other (Specify in notes, e.g., JTPA, union or prof. register, etc.) ...

**22B. At the time ... started looking for work, was it because he/she lost or quit a job or was there some other reason?**

Lost job ...  
Quit job ...  
Left school ...  
Wanted temporary work ...  
Change in home or family responsibilities ...  
Left military service ...  
Other (Specify in notes) ...

**22C. 1) How many weeks has ... been looking for work?**

2) How many weeks ago did ... start looking for work?  
3) How many weeks ago was ... laid off?

**22D. Has ... been looking for full-time or part-time work?**

Full  Part

**22E. Could ... have taken a job LAST WEEK if one had been offered?**

Yes  No  Why not?  
Already has a job ...  
Temporary illness ...  
Going to school ...  
Other (Specify in notes) ...

**22F. When did ... last work at a full-time job or business lasting 2 consecutive weeks or more?**

Within last 12 months (Specify) ... (Month) ...  
One to five years ago ...  
More than 5 years ago ...  
Never worked full-time 2 wks. or more ...  
Never worked at all ...  
(SKIP to 23. If layoff entered in 21A, enter job, either full or part time, from which laid off. Else enter last full time job lasting 2 weeks or more, or "never worked.")

**23. DESCRIPTION OF JOB OR BUSINESS**

**23A. For whom did ... work? (Name of company, business, organization or other employer.)**

**23B. What kind of business or industry is this? (For example: TV and radio mtg., retail shoe store, State Labor Dept.)**

**23C. What kind of work was ... doing? (For example: electrical engineer, stock clerk, typist, farmer.)**

**23D. What were ...'s most important activities or duties at this job? (For example: types, keeps account books, files, sells cars, operates printing press, finishes concrete.)**

**24. CHECK ITEM**

(Rotation number)  
First digit of SEGMENT number is:  
2, 3, 4, 6, 7 or 8 (Skip to 26)  
1 or 5 (Go to 24A)

**24A. When did ... last work for pay at a regular job or business, either full- or part-time?**

Within past 12 months   
1 up to 2 years ago ... (Go to 24B)  
2 up to 3 years ago ...  
3 up to 4 years ago ...  
4 up to 5 years ago ...  
5 or more years ago ... (Skip to 24C)  
Never worked ... (Skip to 24C)

**24B. Why did ... leave that job?**

Personal, family (incl. pregnancy) or school ...  
Health ...  
Retirement or old age ...  
Seasonal job completed ...  
Slack work or business conditions ...  
Temporary nonseasonal job completed ...  
Unsatisfactory work arrangements (Hours, pay, etc.) ...  
Other ...

**24C. Does ... want a regular job now, either full- or part-time?**

Yes   
Maybe - it depends (Specify in notes) (Go to 24D)  
No  (Skip to 24E)  
Don't know ...

**24D. What are the reasons ... is not looking for work? (Mark each reason mentioned)**

Believes no work available in line of work or area ...  
Couldn't find any work ...  
Lacks nec. schooling, training, skills or experience ...  
Employers think too young or too old ...  
Other pers. handicap in finding job ...  
Can't arrange child care ...  
Family responsibilities ...  
In school or other training ...  
Ill health, physical disability ...  
Other (Specify in notes) ...  
Don't know ...

**24E. Does ... intend to look for work of any kind in the next 12 months?**

Yes   
It depends (Specify in notes) ...  
No ...  
Don't know ... (If entry in 24B, describe job in 23, otherwise, skip to 26)

**25. CHECK ITEM**

(Rotation number)  
First digit of SEGMENT number is:  
2, 3, 4, 6, 7 or 8 (Skip to 26)  
1 or 5 (Go to 25A)

**25A. How many hours per week does ... USUALLY work at this job?**

**25B. Is ... paid by the hour on this job?**

Yes  (Go to 25C)  
No  (Skip to 25D)

**25C. How much Dollars Cents does ... earn per hour?**

\$   REF

**25D. How much does ... USUALLY earn per week at this job BEFORE deductions? Include any overtime pay, commissions, or tips usually received.**

\$  REF

**25E. On this job, is ... a member of a labor union or of an employee association similar to a union?**

Yes  (Skip to 26)  
No  (Ask 25F)

**25F. On this job, is ... covered by a union or employee association contract?**

Yes  (Go to 26)  
No

**26. INDUSTRY OCCUPATION**

OFFICE  
USE ONLY  
Ref. Unc. Ref. Unc.

**23E. Was this person**

An employee of a PRIVATE Co. bus. or individual for wages, salary or comm.  F  
A FEDERAL government employee ...  F (Go to 23F)  
A STATE government employee ...  S  
A LOCAL government employee ...  L  
Self-empl. in OWN bus., prot. practice, or farm  SE  
Is the business incorporated? Yes  No  SE  
Working WITHOUT PAY in fam. bus. or farm ... WP (Skip to 26)  
NEVER WORKED ... NEV

**23F. CHECK ITEM**

Entry (or NA) in item 20A  (Go to 25 at top of page)  
Entry (or NA) in item 21B   
All other cases  (Skip to 26)

18A. LINE	18B. RELATIONSHIP TO REFERENCE PERSON	18C. PAR'S LINE NO.	18D. AGE	18E. MARITAL STATUS	18F. SPOUSE'S LINE NUMBER	18G1. SEX	18G2. VETERAN STATUS	18H. HIGHEST GRADE ATTENDED	18I. GRADE COMPLETED	18J. RACE	18K. ORIGIN
	Ref. Person WITH rel. in H'hld . . . . . 01					Male <input checked="" type="checkbox"/>					
	Ref. person with NO rel. in H'hld . . . . . 02					Female <input checked="" type="checkbox"/>					
	Husband . . . . . 03			Married—spouse present							
	Wife . . . . . 04										
	Natural/Adopted Child . . . . . 05										
	Step Child . . . . . 06										
	Grandchild . . . . . 07										
	Parent . . . . . 08			Married—spouse absent (Exclude separated)			Veteran <input checked="" type="checkbox"/>				
	Brother/Sister . . . . . 09						Vietnam Era				
	Other Rel. of Ref. Person . . . . . 10			Widowed			Korean War				
	Foster Child . . . . . 11			Divorced			World War II				
	Non-rel. of Ref. Person WITH OWN rel. in H'hld . . . . . 12			Separated			World War I				
	Partner/Roommate . . . . . 13	None		Never married	None		Other Service				
	Non-rel. of Ref. Person (other than partner/roommate) with NO OWN rel. in H'hld . . . . . 14						Nonveteran				

26. CHECK ITEM  
 (Transcribe from control card item 18)  
 This person is 16–24 years of age (Ask 26A)   
 All others (Skip to 26C)

26A. (If 'School' in 19, Verify) LAST WEEK was . . . attending or enrolled in a high school, college, or university? (Mark "Yes" if currently on holiday or seasonal vacation. Mark "No" for summer vacation).  
 Yes  (Verify) No  (Skip to 26C)  
 High school  (Ask 26B)  
 College or Univ.

26B. Is . . . enrolled in school as a full-time or part-time student?  
 Full time  (Fill 26C)  
 Part time

26C. CHECK ITEM Who responded to the labor force items for this person?  
 Self   
 Other   
 Self/Other

REMINDER:  
 ASK THE L.F. ITEM FOR ALL H.H. MEMBERS BEFORE ASKING THE SUPPLEMENT.  
 If last person, go to item 32A on page 3.

18L. SOCIAL SECURITY NUMBER  
 (Transcribe from cc Item 26a)

- - -

None

<p><b>18. LINE NUMBER</b></p> <p>19. What was ... doing most of LAST WEEK -</p> <p>Working <input type="checkbox"/></p> <p>Keeping house <input checked="" type="checkbox"/></p> <p>Going to school <input type="checkbox"/></p> <p>or something else? <input type="checkbox"/></p> <p>Working (Skip to 20A) ... WK <input type="checkbox"/></p> <p>With a job but not at work ... J <input type="checkbox"/></p> <p>Looking for work ... LK <input type="checkbox"/></p> <p>Keeping house ... H <input type="checkbox"/></p> <p>Going to school ... S <input type="checkbox"/></p> <p>Unable to work (Skip to 24) ... U <input type="checkbox"/></p> <p>Retired ... R <input type="checkbox"/></p> <p>Other (Specify) ... OT <input type="checkbox"/></p>	<p>20. Did ... do any work at all LAST WEEK, not counting work around the house? (Note: If farm or business operator in hh., ask about unpaid work.)</p> <p>Yes <input type="checkbox"/> No <input type="checkbox"/> (Go to 21)</p> <p>20A. How many hours did ... work LAST WEEK at all jobs?</p> <p>49 (Skip to item 23)</p> <p>1-34 (Go to 20C)</p> <p>35-48 (Go to 20D)</p> <p>20D. Did ... lose any time or take any time off LAST WEEK for any reason such as illness, holiday or slack work?</p> <p>Yes <input type="checkbox"/> How many hours did ... take off? _____</p> <p>(Correct 20A if lost time not already deducted; if 20A reduced below 35, correct 20B and fill 20C)</p> <p>No <input checked="" type="checkbox"/></p> <p>20E. Did ... work any overtime or at more than one job LAST WEEK?</p> <p>Yes <input type="checkbox"/> How many extra hours did ... work? _____</p> <p>(Correct 20A and 20B as necessary if extra hours not already included and skip to 23.)</p> <p>No <input type="checkbox"/> (Skip to 23)</p>	<p>21. (If 19 in 19, skip to 21A.) Did ... have a job or business from which he/she was temporarily absent or on layoff LAST WEEK?</p> <p>Yes <input type="checkbox"/> No <input type="checkbox"/> (Go to 22)</p> <p>21A. Why was ... absent from work LAST WEEK?</p> <p>Own illness <input type="checkbox"/></p> <p>On vacation <input type="checkbox"/></p> <p>Bad weather <input checked="" type="checkbox"/></p> <p>Labor dispute <input type="checkbox"/></p> <p>New job to begin within 30 days (Skip to 22B and 22C2)</p> <p>Temporary layoff (Under 30 days)</p> <p>Indefinite layoff (30 days or more or no def. recall date) (Skip to 22C3)</p> <p>Other (Specify) _____</p> <p>21B. Is ... receiving wages or salary from his/her employer for any of the time off LAST WEEK?</p> <p>Yes <input type="checkbox"/></p> <p>No <input type="checkbox"/></p> <p>21C. Does ... usually work 35 hours or more a week at this job?</p> <p>Yes <input type="checkbox"/></p> <p>No <input type="checkbox"/> (Skip to 23 and enter job held last week)</p>	<p>22. (If LK in 19, Skip to 22A.) Has ... been looking for work during the past 4 weeks?</p> <p>Yes <input type="checkbox"/> No <input type="checkbox"/> (Go to 24)</p> <p>22A. What has ... been doing in the last 4 weeks to find work? (Mark all methods used; do not read list.)</p> <p>Checked pub. employ. agency with- pvt. employ. agency employer directly friends or relatives</p> <p>Placed or answered ads</p> <p>Nothing (Skip to 24)</p> <p>Other (Specify in notes, e.g., ITPA, union or prof. register, etc.)</p> <p>22B. At the time ... started looking for work, was it because he/she lost or quit a job or was there some other reason?</p> <p>Lost job</p> <p>Quit job</p> <p>Left school</p> <p>Wanted temporary work</p> <p>Change in home or family responsibilities</p> <p>Left military service</p> <p>Other (Specify in notes)</p> <p>22C. 1) How many weeks has ... been looking for work?</p> <p>2) How many weeks ago did ... start looking for work?</p> <p>3) How many weeks ago was ... laid off?</p> <p>22D. Has ... been looking for full-time or part-time work?</p> <p>Full <input type="checkbox"/> Part <input checked="" type="checkbox"/></p> <p>22E. Could ... have taken a job LAST WEEK if one had been offered?</p> <p>Yes <input type="checkbox"/> No <input type="checkbox"/> Why not?</p> <p>Already has a job</p> <p>Temporary illness</p> <p>Going to school</p> <p>Other (Specify in notes)</p> <p>22F. When did ... last work at a full-time job or business lasting 2 consecutive weeks or more?</p> <p>Within last 12 months (Specify) _____ (Month)</p> <p>One to five years ago</p> <p>More than 5 years ago</p> <p>Never worked</p> <p>Full-time 2 wks. or more</p> <p>Never worked at all</p> <p>(SKIP to 23. If layoff entered in 21A, enter job, either full or part time, from which laid off. Else enter last full time job lasting 2 weeks or more, or "never worked.")</p>	<p>24. CHECK ITEM (Rotation number)</p> <p>First digit of SEGMENT number is:</p> <p>2, 3, 4, 6, 7 or 8 (Skip to 26)</p> <p>1 or 5 (Go to 24A)</p> <p>24A. When did ... last work for pay at a regular job or business, either full- or part-time?</p> <p>Within past 12 months <input checked="" type="checkbox"/></p> <p>1 up to 2 years ago</p> <p>2 up to 3 years ago</p> <p>3 up to 4 years ago</p> <p>4 up to 5 years ago</p> <p>5 or more years ago</p> <p>Never worked (Skip to 24C)</p> <p>24B. Why did ... leave that job?</p> <p>Personal, family (incl. pregnancy) or school</p> <p>Health</p> <p>Retirement or old age</p> <p>Seasonal job completed</p> <p>Slack work or business conditions</p> <p>Temporary nonseasonal job completed</p> <p>Unsatisfactory work arrangements (Hours, pay, etc.)</p> <p>Other</p> <p>24C. Does ... want a regular job now, either full- or part-time?</p> <p>Yes <input type="checkbox"/> (Go to 24D)</p> <p>Maybe - it depends (Specify in notes)</p> <p>No <input type="checkbox"/> (Skip to 24E)</p> <p>Don't know</p> <p>24D. What are the reasons ... is not looking for work? (Mark each reason mentioned)</p> <p>Believes no work available in line of work or area</p> <p>Couldn't find any work</p> <p>Lacks nec. schooling, training, skills or experience</p> <p>Employers think too young or too old</p> <p>Other pers. handicap in finding job</p> <p>Can't arrange child care</p> <p>Family responsibilities</p> <p>In school or other training</p> <p>Ill health, physical disability</p> <p>Other (Specify in notes)</p> <p>Don't know</p> <p>24E. Does ... intend to look for work of any kind in the next 12 months?</p> <p>Yes <input type="checkbox"/></p> <p>It depends (Specify in notes)</p> <p>No <input type="checkbox"/></p> <p>Don't know (If entry in 24B, describe job in 23, otherwise, skip to 26)</p>	<p>25. CHECK ITEM (Rotation number)</p> <p>First digit of SEGMENT number is:</p> <p>2, 3, 4, 6, 7 or 8 (Skip to 26)</p> <p>1 or 5 (Go to 25A)</p> <p>25A. How many hours per week does ... USUALLY work at this job?</p> <p>25B. Is ... paid by the hour on this job?</p> <p>Yes <input type="checkbox"/> (Go to 25C)</p> <p>No <input type="checkbox"/> (Skip to 25D)</p> <p>25C. How much Dollars Cents does ... earn per hour?</p> <p>\$ _____ c</p> <p>(Ask 25D) REF</p> <p>25D. How much does ... USUALLY earn per week at this job BEFORE deductions? Include any overtime pay, commissions, or tips usually received.</p> <p>\$ _____ REF</p> <p>25E. On this job, is ... a member of a labor union or of an employee association similar to a union?</p> <p>Yes <input type="checkbox"/> (Skip to 26)</p> <p>No <input type="checkbox"/> (Ask 25F)</p> <p>25F. On this job, is ... covered by a union or employee association contract?</p> <p>Yes <input type="checkbox"/> (Go to 26)</p> <p>No <input type="checkbox"/></p>	
<p>20C. Does ... USUALLY work 35 hours or more a week at this job?</p> <p>Yes <input type="checkbox"/> What is the reason ... worked less than 35 hours LAST WEEK?</p> <p>No <input type="checkbox"/> What is the reason ... USUALLY works less than 35 hours a week?</p> <p>(Mark the appropriate reason)</p> <p>Slack work</p> <p>Material shortage</p> <p>Plant or machine repair</p> <p>New job started during week</p> <p>Job terminated during week</p> <p>Could find only part-time work</p> <p>Holiday (Legal or religious)</p> <p>Labor dispute</p> <p>Bad weather</p> <p>Own illness</p> <p>On vacation</p> <p>Too busy with housework, school, personal bus., etc.</p> <p>Did not want full-time work</p> <p>Full-time work week under 35 hours</p> <p>Other reason (Specify)</p> <p>(Skip to 23 and enter job worked at last week)</p>		<p>INDUSTRY</p> <p>OCCUPATION</p> <p>OFFICE</p> <p>HOUSE</p> <p>ONLY</p> <p>Ref. Unc.</p>	<p>23. DESCRIPTION OF JOB OR BUSINESS</p> <p>23A. For whom did ... work? (Name of company, business, organization or other employer.)</p> <p>23B. What kind of business or industry is this? (For example: TV and radio mfg., retail shoe store, State Labor Dept.)</p> <p>23C. What kind of work was ... doing? (For example: electrical engineer, stock clerk, typist, farmer.)</p> <p>23D. What were ...'s most important activities or duties at this job? (For example: types, keeps account books, files, sells cars, operates printing press, finishes concrete.)</p>	<p>23E. Was this person</p> <p>An employee of a PRIVATE Co., bus. or individual for wages, salary or commission</p> <p>A FEDERAL government employee</p> <p>A STATE government employee</p> <p>A LOCAL government employee</p> <p>Self-empl. in OWN bus., prof. practice, or farm</p> <p>Is the business incorporated? Yes <input type="checkbox"/> No <input type="checkbox"/></p> <p>Working WITHOUT PAY in fam. bus. or farm</p> <p>NEVER WORKED</p>	<p>23F. CHECK ITEM</p> <p>Entry (or NA) in item 20A</p> <p>Entry (or NA) in item 21B</p> <p>All other cases (Skip to 26)</p>	<p>23G. CHECK ITEM</p> <p>Entry (or NA) in item 20A</p> <p>Entry (or NA) in item 21B</p> <p>All other cases (Skip to 26)</p>

18A. LINE	18B. RELATIONSHIP TO REFERENCE PERSON		18C. PAR'S LINE NO.	18D. AGE	18E. MARITAL STATUS	18F. SPOUSE'S LINE NUMBER	18G1. SEX Male Female	18H. HIGHEST GRADE ATTENDED	18I. GRADE COMPLETED	18J. RACE	18K. ORIGIN									
	Ref Person WITH rel. in H'hld. .... 01											None	None	Married— spouse present	None	Female 7		Yes <input type="checkbox"/> No <input type="checkbox"/>	White..... Black..... Amer. Indian, Aleut, Eskimo Asian or Pacific Isl..... Other.....	
	Ref person with NO rel. in H'hld. .... 02																			
	Husband ..... 03																			
	Wife ..... 04																			
	Natural/Adopted Child ..... 05																			
	Step Child ..... 06																			
	Grandchild ..... 07																			
	Parent ..... 08																			
	Brother/Sister ..... 09																			
	Other Rel. of Ref. Person ..... 10																			
	Foster Child ..... 11																			
	Non-rel. of Ref. Person WITH OWN rel. in H'hld. .... 12																			
	Partner/Roommate ..... 13																			
Non-rel. of Ref. Person (other than partner/ roommate) with NO OWN rel. in H'hld. .... 14																				

**26. CHECK ITEM**  
(Transcribe from control card item 18)  
This person is  
16-24 years of age (Ask 26A)  
All others (Skip to 26C)

**26A. (If 'School' in 19, Verify) LAST WEEK**  
was ... attending or enrolled in a high  
school, college, or university?  
(Mark "Yes" if currently on holiday or  
seasonal vacation. Mark "No" for  
summer vacation).  
Yes  (Verify) No  (Skip to  
26C)  
High school (Ask 26B)  
College or Univ

**26B. Is ... enrolled in school as a full-time  
or part-time student?**  
Full time   
Part time  (Fill 26C)

**26C. CHECK ITEM** Who responded to the  
labor force items for this person?  
 Self  
 Other  
Self/Other 7

**REMINDER:**  
ASK THE L.F. ITEM FOR ALL H.H.  
MEMBERS BEFORE ASKING THE  
SUPPLEMENT.  
If last person, go to item 32A on page 3.

**18L. SOCIAL SECURITY NUMBER**  
(Transcribe from cc Item 26a)


None





# APPENDIX D2

## Facsimile of March Supplement Questionnaire

<b>1. CHECK ITEM</b> Only CPS-665 for household ..... <input type="checkbox"/> (Fill all applicable items on this page) First CPS-665 of continuation h'hd. .... <input type="checkbox"/> (Transcribe items (3, 6-9, 13) from first CPS-665) Second CPS-665 of continuation h'hd. .... <input type="checkbox"/> Third, fourth, etc CPS-665 ..... <input type="checkbox"/>	FORM CPS-665 <div style="text-align: center;">                       U.S. DEPARTMENT OF COMMERCE                      BUREAU OF THE CENSUS   <b>C P S - 6 6 5</b>  <b>INCOME SUPPLEMENT</b> </div> Form Approved - O.M.B. No. 0607-0354 - Expires 9-30-91 <b>MARCH 1991</b>	<b>2.</b>	<b>3. CONTROL NUMBER</b>																																						
<b>10. FIELD REPRESENTATIVE CODE</b> A B C D E F G H J K L M N O P Q R S T U V W X Y Z 0 1 2 3 4 5 6 7 8 9		<table border="1"> <thead> <tr> <th>6. PSU NO.</th> <th>7. SEGMENT NO.</th> <th>8. SERIAL NO.</th> <th>9. HOUSEHOLD NO.</th> </tr> </thead> <tbody> <tr><td>1 1 1</td><td>1 1 1</td><td>1 1</td><td>1</td></tr> <tr><td>2 2 2</td><td>2 2 2</td><td>2 2</td><td>2</td></tr> <tr><td>3 3 3</td><td>3 3 3</td><td>3 3</td><td>3</td></tr> <tr><td>4 4 4</td><td>4 4 4</td><td>4 4</td><td>4</td></tr> <tr><td>5 5 5</td><td>5 5 5</td><td>5 5</td><td>5</td></tr> <tr><td>6 6 6</td><td>6 6 6</td><td>6 6</td><td>6</td></tr> <tr><td>7 7 7</td><td>7 7 7</td><td>7 7</td><td>7</td></tr> <tr><td>8 8 8</td><td>8 8 8</td><td>8 8</td><td>8</td></tr> <tr><td>9 9 9</td><td>9 9 9</td><td>9 9</td><td>9</td></tr> </tbody> </table>	6. PSU NO.	7. SEGMENT NO.	8. SERIAL NO.	9. HOUSEHOLD NO.	1 1 1	1 1 1	1 1	1	2 2 2	2 2 2	2 2	2	3 3 3	3 3 3	3 3	3	4 4 4	4 4 4	4 4	4	5 5 5	5 5 5	5 5	5	6 6 6	6 6 6	6 6	6	7 7 7	7 7 7	7 7	7	8 8 8	8 8 8	8 8	8	9 9 9	9 9 9	9 9
6. PSU NO.	7. SEGMENT NO.	8. SERIAL NO.	9. HOUSEHOLD NO.																																						
1 1 1	1 1 1	1 1	1																																						
2 2 2	2 2 2	2 2	2																																						
3 3 3	3 3 3	3 3	3																																						
4 4 4	4 4 4	4 4	4																																						
5 5 5	5 5 5	5 5	5																																						
6 6 6	6 6 6	6 6	6																																						
7 7 7	7 7 7	7 7	7																																						
8 8 8	8 8 8	8 8	8																																						
9 9 9	9 9 9	9 9	9																																						
<b>13. TYPE INTERVIEW (CPS-665)</b> Personal <input type="checkbox"/> (Fill 13A below) Telephone <input type="checkbox"/> Type A Noninterview (Transcribe items 1, 3, 6-10, 77 on this page; also, ask item 78 on this page) <input type="checkbox"/>	<div style="text-align: center;"> <b>INTRODUCTION</b>                      (Optional)                       We have just completed the questions about employment and unemployment. Each March, the Census Bureau also collects information about the economic situation of Americans and their families for the previous year. I am going to ask these questions now. We don't expect all answers to be perfect, but please think about each question and answer it the best you can.                 </div>																																								
<b>13A. DESCRIPTION OF LONGEST JOB (Items 46A-E) IN THIS CPS-665:</b> Yes <input type="checkbox"/> No <input type="checkbox"/>																																									
<b>77. CHECK ITEM</b> <b>TENURE (from Control Card item 10)</b> Owned or being bought ..... <input type="checkbox"/> Rented ..... <input type="checkbox"/> No cash rent ..... <input type="checkbox"/>	<b>83. During 1990, how many of the children in this household usually ate a complete hot lunch offered at school?</b> All <input type="checkbox"/> Some, but not all - Mark number <input type="checkbox"/> None <input type="checkbox"/>	<b>89. Are you paying lower rent because the Federal, State, or local government is paying part of the cost?</b> Yes <input type="checkbox"/> No <input checked="" type="checkbox"/>	<b>94. The government has an energy assistance program which helps pay heating costs. This assistance can be received directly by the household or it can be paid directly to the electric company, gas company or fuel dealer.</b>  Since October 1, 1990, has this household received assistance of this type from the federal, state, or local government?  Yes <input type="checkbox"/> (Ask 95) No <input checked="" type="checkbox"/> (End questions)																																						
<b>78. How many housing units are in this structure?</b> 1 ..... <input type="checkbox"/> 5-9 ..... <input type="checkbox"/> 2 ..... <input type="checkbox"/> 10+ ..... <input checked="" type="checkbox"/> 3-4 ..... <input type="checkbox"/>	<b>84. CHECK ITEM</b> Entry in Control Card item 29 is: <input type="checkbox"/>  Under \$30,000, NA or Ref. (Fill 85) <input type="checkbox"/> \$30,000 or more ..... End questions <input type="checkbox"/>	<b>90. Did anyone in this household get food stamps at any time during 1990?</b>  Yes <input type="checkbox"/> (Ask 91) No <input checked="" type="checkbox"/> (Skip to 94)	<b>95. Altogether, how much energy assistance has been received since October 1, 1990?</b>  \$ <input type="text"/> (Nearest dollar) <input type="checkbox"/>																																						
<b>79. CHECK ITEM</b> Some household members under age 15 ..... (Ask 80) <input type="checkbox"/> No household members under age 15 ..... (Skip to 82) <input type="checkbox"/>	<b>85. CHECK ITEM</b> All or some marked in 83 ..... (Ask 86) <input type="checkbox"/> None marked in 83 or 83 blank ..... (Skip to 87) <input type="checkbox"/>	<b>91. How many of the people now living here were covered by food stamps during 1990?</b>  All <input checked="" type="checkbox"/>	<b>99. What was the value of all the food stamps received during 1990?</b> (Add monthly amounts to obtain annual figure) \$ <input type="text"/> <input type="checkbox"/> (Nearest dollar)																																						
<b>80. During 1990, how many of the children under age 15 in this household were covered by Medicare or Medicaid?</b>  All <input type="checkbox"/> Some, but not all - Mark number <input type="checkbox"/> None <input checked="" type="checkbox"/>	<b>86. During 1990, how many of the children in this household received free or reduced price lunches because they qualified for the Federal School Lunch Program?</b>  All <input type="checkbox"/> Some, but not all - Mark number <input type="checkbox"/> None <input checked="" type="checkbox"/>	<b>92. In how many months of 1990 were food stamps received?</b>  All <input type="checkbox"/>																																							
<b>81. During 1990, how many of the children under age 15 in this household were covered by a health insurance plan (Excluding Medicaid and Medicare)?</b>  All ..... (Ask 81A) <input type="checkbox"/> Some, but not all - Mark number <input type="checkbox"/> None (Skip to 82) <input checked="" type="checkbox"/>	<b>87. CHECK ITEM</b> Owned marked in 77 ..... (Skip to 90) <input checked="" type="checkbox"/> Rented or no cash rent marked in 77 ..... (Ask 88) <input type="checkbox"/>	<b>93. What was the value of all the food stamps received during 1990?</b> (Add monthly amounts to obtain annual figure) \$ <input type="text"/> <input type="checkbox"/> (Nearest dollar)																																							
<b>81A. How many of these children were covered by the health insurance plan of someone not residing in this household?</b>  All <input type="checkbox"/> Some, but not all - Mark number <input type="checkbox"/> None <input checked="" type="checkbox"/>	<b>88. Is this house in a public housing project, that is, is it owned by a local housing authority or other public agency?</b>  Yes <input type="checkbox"/> (Skip to 90) No <input checked="" type="checkbox"/> (Ask 89)	(Ask 94)																																							
<b>82. CHECK ITEM</b> Some household members 5-18 years old ..... (Ask 83) <input type="checkbox"/> No household members 5-18 years old ..... (Skip to 84) <input type="checkbox"/>																																									

**FOLLOW-UP INFORMATION - TRANSCRIBE THIS INFORMATION FROM THE CPS 1 AND CONTROL CARD BEFORE SENDING THEM TO THE R.O.**

**ALL CPS-1s AND CONTROL CARDS MUST BE SENT TO THE R.O. BY SATURDAY, MARCH 23**

**ALL 685s MUST BE MAILED TO R.O. BY SATURDAY, MARCH 30**

- (1) Complete items 3, 6-9, 77, 79, 82 and 84 on page 1.
- (2) Complete items 18A, 18B, 18D, and 18G1 for each 15+ person. (p. 3, 4, 5, 6)
- (3) Record below the industry and occupation description from CPS-1 items 23A-23F as applicable. You will need to refer to it when filling item 45 in your followup interview.
- (4) Complete items 56D and 58, (p. 7 and 8, respectively)
- (5) Note below Names and Line No.'s of persons (and item numbers, if necessary) needing followup. Also, as necessary note address, telephone, and 'best time to call' information from control card.



**NOTES:**

A large rectangular area containing horizontal dashed lines for writing notes.

**CIVILIAN 15+ AND CURRENT ARMED FORCES MEMBER, BEGIN WITH ITEM 29A**

<b>18A. LINE NUMBER</b> 1 2 3 4 5 6 7 8 9 10 11 12	<b>18B. RELATIONSHIP</b> Ref per with other reit 01 ( ) Ref per with no other rel 02 ( ) Husband 03 ( ) Wife 04 ( ) Own/Adopted 05 ( ) Stepchild 06 ( ) Grandchild 07 ( ) Parent 08 ( ) Brother/Sister 09 ( ) Other rel 10 ( ) Foster child 11 ( ) Non rel 12-14 ( )	<b>18D. AGE</b> _____	<b>18G1. Sex</b> Male <input type="checkbox"/> Female <input type="checkbox"/>	<b>37. Were the (entry in item 36) weeks ... was looking for work (or on layoff) all in one stretch?</b> Yes - 1 stretch ( ) No - 2 stretches ( ) (Go to 38) No - 3+ stretches ( )	<b>45. What was ...s longest job during 1990?</b> (Compare with entry in CPS-1 item 23) Same as item 23 ( ) (Skip to 47) Different from item 23 or item 23 blank ( ) (Specify in 45A-46E)	<b>OFFICE USE ONLY</b> IND. OCC. ITEM 55 0 0 0 0 0 0 0 0 0 0 0 0 0 0 0 0 1 1 1 1 1 1 1 1 1 1 1 1 1 1 1 1 2 2 2 2 2 2 2 2 2 2 2 2 2 2 2 2 3 3 3 3 3 3 3 3 3 3 3 3 3 3 3 3 4 4 4 4 4 4 4 4 4 4 4 4 4 4 4 4 5 5 5 5 5 5 5 5 5 5 5 5 5 5 5 5 6 6 6 6 6 6 6 6 6 6 6 6 6 6 6 6 7 7 7 7 7 7 7 7 7 7 7 7 7 7 7 7 8 8 8 8 8 8 8 8 8 8 8 8 8 8 8 8 9 9 9 9 9 9 9 9 9 9 9 9 9 9 9 9					
<b>29A. Did ... work at a job or business at any time during 1990?</b> Yes ( ) (Skip to 33) No ( ) 7				<b>38. What was the main reason ... was not working or looking for work in the remaining weeks of 1990?</b> Ill or disabled and unable to work ( ) Taking care of home or family ( ) Going to school ( ) Retired ( ) No work available ( ) Other (Specify) ( )		<b>48A. For whom did ... work?</b> <input checked="" type="checkbox"/>		<b>48B. What kind of business or industry is this?</b>		<b>52A. At any time during 1990 did ... receive any State or Federal unemployment compensation?</b> Yes ( ) No ( ) (Skip to 53A)	
<b>29B. Did ... do any temporary, part-time, or seasonal work even for few days during 1990?</b> Yes ( ) (Skip to 33) No ( ) 7				<b>39. For how many employers did ... work in 1990? If more than one at same time, only count it as one employer.</b> 1 ( ) 2 ( ) (Ask 40) 3+ ( )		<b>48C. What kind of work was ... doing?</b>		<b>52B. How much did ... receive in unemployment benefits during 1990?</b> \$ _____			
<b>30. Even though ... did not work in 1990, did he/she spend any time trying to find a job or on layoff?</b> Yes ( ) No ( ) (Skip to 32)				<b>40. In the weeks that ... worked, how many hours did ... usually work per week?</b> _____ (Mark hours) (Go to 41)		<b>47. Counting all locations where this employer operates, what is the total number of persons who work for ...s employer?</b> Under 25 ( ) 25-99 ( ) 100-499 ( ) (Ask 48A or 48B) 500-999 ( ) 1000+ ( ) (Read categories if necessary)		<b>52C. During 1990 did ... receive any Worker's Compensation payments or other payments as a result of a job related injury or illness? (Exclude sick pay and disability retirement)</b> Yes ( ) No ( ) (Skip to 54)			
<b>31. How many different weeks was ... looking for work or on layoff from a job?</b> _____ (Mark weeks)				<b>41. CHECK ITEM</b> Number of hours in item 40 is: 1-34 ( ) (Skip to 43) 35+ ( ) (Ask 42)		<b>48A. How much did ... earn from this employer before deductions during 1990?</b>		<b>53A. What was the source of these payments?</b> State Workers Compensation ( ) Employer or employer's insurance ( ) Own insurance ( ) Other ( )			
<b>32. What was the main reason ... did not work in 1990?</b> Ill or disabled and unable to work ( ) Retired ( ) Taking care of home or family ( ) Going to school ( ) Could not find work ( ) Doing something else ( ) (Skip to 52A)				<b>42. During 1990, were there one or more weeks in which ... worked less than 35 hours? Exclude time off with pay because of holidays, vacation, days off, or sickness.</b> Yes ( ) (Ask 43) No ( ) (Skip to 45)		<b>48B. What was ... net earnings from this business/farm after expenses during 1990?</b> \$ _____		<b>53B. How much compensation did ... receive during 1990?</b> \$ _____			
<b>33. During 1990 in how many weeks did ... work even for a few hours? Include paid vacation and sick leave as work.</b> _____ (Mark weeks and Go to 34)				<b>43. How many weeks did ... work less than 35 hours in 1990?</b> _____ (Mark weeks)		<b>49A. Did ... earn money from any other work he/she did during 1990?</b> Yes ( ) No ( ) (Skip to 50)		<b>53C. Now I want to ask some questions about where ... lived 1 year ago.</b>			
<b>34. CHECK ITEM</b> Number of weeks in item 33 is: 1-49 ( ) (Skip to 36) 50-51 ( ) (Ask 35) 52 ( ) (Skip to 39)				<b>44. What was the main reason ... worked less than 35 hours per week?</b> Could not find a full time job ( ) Wanted to work part time or only able to work part time ( ) Slack work or material shortage ( ) Other ( ) (Ask 45)		<b>49B. How much did ... earn from:</b> All other employers? Yes ( ) No ( ) His/her own business after expenses? Yes ( ) No ( ) His/her farm after expenses? Yes ( ) No ( )		<b>54. Was ... living in this house (apt.) 1 year ago; that is on March 1, 1990?</b> Yes ( ) (Next person) No ( ) (Ask 55A)			
<b>35. Did ... lose any full weeks of work in 1990 because he/she was on layoff from a job or lost a job?</b> Yes ( ) No ( ) (Skip to 39)				<b>45. CHECK ITEM Longest job (item 45) is farmer?</b> Yes ( ) No ( ) (Skip to 52A)		<b>55A. Where did ... live on March 1, 1990?</b> 1. Name of State, foreign country, U.S. possession, etc. _____ 2. Name of county _____ 3. Name of city, town, village, etc. _____ B. Did ... live inside the limits of that city, town, village, etc.? Yes ( ) No ( )					
<b>36. You said ... worked about (entry in item 33) weeks in 1990. How many of the remaining (52 minus entry in item 33) weeks was ... looking for work or on layoff from a job?</b> _____ (Mark weeks and ask 37)				<b>51. Other than the farm income we have already talked about, did ... receive any income from agricultural work done for others, recreational services, or government farm programs other than loans?</b> Yes ( ) (Probe and make corrections to 48B or 49B) No ( ) (Ask 52A)		<b>55B. Did ... live inside the limits of that city, town, village, etc.?</b> Yes ( ) No ( )					

CIVILIAN 15+ AND CURRENT ARMED FORCES MEMBER. BEGIN WITH ITEM 29A

18A. LINE NUMBER	18B. RELATIONSHIP	18D. AGE	18G1. Sex	37. Were the (entry in item 36) weeks ... was looking for work (or on layoff) all in one stretch?	45. What was ...'s longest job during 1990? (Compare with entry in CPS-1 Item 23)	IND.	OCC.	ITEM 55
01	Ref. per. with other rel.	01	Male	Yes - 1 stretch	Same as item 23 (Ship to 47)			
02	Ref. per. with no other rel.	02	Male	No - 2 stretches (Go to 38)	Different from item 23 or item 23 blank (Specify in 46A-46E)			
03	Husband	03	Male	No - 3+ stretches				
04	Wife	04	Female					
05	Own/Adopted	05	Female					
06	Stepchild	06	Female					
07	Grandchild	07	Female					
08	Parent	08	Female					
09	Brother/Sister	09	Female					
10	Other rel.	10	Female					
11	Foster child	11	Female					
12-14	Non rel.	12-14	Female					
29A. Did ... work at a job or business at any time during 1990?				39. For how many employers did ... work in 1990? If more than one at same time, only count it as one employer.		46A. For whom did ... work?		OFFICE IND. U.S.E. ONLY
Yes (Ship to 33) No				1 2 (Ask 40) 3+		Ref. UNC		
29B. Did ... do any temporary, part-time, or seasonal work even for few days during 1990?				40. In the weeks that ... worked, how many hours did ... usually work per week?		46B. What kind of business or industry is this?		Ref. UNC
Yes (Ship to 33) No				1 2 3 4 5 6 7 8 9 10 11 12		Ref. UNC		
30. Even though ... did not work in 1990, did he/she spend any time trying to find a job or on layoff?				41. CHECK ITEM Number of hours in item 40 is:		46C. What kind of work was ... doing?		52A. At any time during 1990 did ... receive any State or Federal unemployment compensation?
Yes No (Ship to 32)				1-34 (Ship to 43) 35+ (Ask 42)		Ref. UNC		
31. How many different weeks was ... looking for work or on layoff from a job?				42. During 1990, were there one or more weeks in which ... worked less than 35 hours? Exclude time off with pay because of holidays, vacation, days off, or sickness.		46D. What were ...'s most important activities or duties?		Any Supplemental Benefits (SUB)? Yes No Any Union unemployment or strike benefits? Yes No
1 2 3 4 5 6 7 8 9 10 11 12 13 14 15 16 17 18 19 20 21 22 23 24 25 26 27 28 29 30 31 32 33 34 35 36 37 38 39 40 41 42 43 44 45 46 47 48 49 50 51 52 53 54 55 56 57 58 59 60 61 62 63 64 65 66 67 68 69 70 71 72 73 74 75 76 77 78 79 80 81 82 83 84 85 86 87 88 89 90 91 92 93 94 95 96 97 98 99 100				Yes (Ship to 45) No		Ref. UNC		
32. What was the main reason ... did not work in 1990?				43. How many weeks did ... work less than 35 hours in 1990?		46E. CLASS OF WORKER		52B. How much did ... receive in unemployment benefits during 1990?
Ill or disabled and unable to work Retired Taking care of home or family Going to school Could not find work Doing something else (Ship to 52A)				1 2 3 4 5 6 7 8 9 10 11 12 13 14 15 16 17 18 19 20 21 22 23 24 25 26 27 28 29 30 31 32 33 34 35 36 37 38 39 40 41 42 43 44 45 46 47 48 49 50 51 52 53 54 55 56 57 58 59 60 61 62 63 64 65 66 67 68 69 70 71 72 73 74 75 76 77 78 79 80 81 82 83 84 85 86 87 88 89 90 91 92 93 94 95 96 97 98 99 100		Private P Federal Gov't. F State Gov't. S Local Gov't. L Self-employment Inc. Yes No Without pay WP SE (Ask 47)		
33. During 1990 in how many weeks did ... work even for a few hours? Include paid vacation and sick leave as work.				44. What was the main reason ... worked less than 35 hours per week?		47. Counting all locations where this employer operates, what is the total number of persons who work for ...'s employer? (Read categories if necessary)		52C. During 1990 did ... receive any Worker's Compensation payments or other payments as a result of a job related injury or illness? (Exclude sick pay and disability retirement)
1 2 3 4 5 6 7 8 9 10 11 12 13 14 15 16 17 18 19 20 21 22 23 24 25 26 27 28 29 30 31 32 33 34 35 36 37 38 39 40 41 42 43 44 45 46 47 48 49 50 51 52 53 54 55 56 57 58 59 60 61 62 63 64 65 66 67 68 69 70 71 72 73 74 75 76 77 78 79 80 81 82 83 84 85 86 87 88 89 90 91 92 93 94 95 96 97 98 99 100				Could not find a full time job Wanted to work part time or only able to work part time Slack work or material shortage Other (Ask 45)		Under 25 25-99 100-499 500-999 1000+		
34. CHECK ITEM Number of weeks in item 33 is				45. Did ... earn money from any other work he/she did during 1990?		48A. How much did ... earn from this employer before deductions during 1990?		52D. What was the source of these payments?
1-49 (Ship to 36) 50-51 (Ask 35) 52 (Ship to 39)				Yes No (Ship to 50)		\$		
35. Did ... lose any full weeks of work in 1990 because he/she was on layoff from a job or lost a job?				46. Did ... earn money from any other work he/she did during 1990?		48B. What was ... net earnings from this business/farm after expenses during 1990?		52E. How much compensation did ... receive during 1990?
Yes No (Ship to 39)				Yes No (Ship to 50)		\$		
36. You said ... worked about (entry in item 33) weeks in 1990. How many of the remaining (52 minus entry in item 33) weeks was ... looking for work or on layoff from a job?				47. Did ... earn money from any other work he/she did during 1990?		48C. Does this amount include all tips, bonuses, overtime pay or commissions ... may have received?		52F. Now I want to ask some questions about where ... lived 1 year ago.
1 2 3 4 5 6 7 8 9 10 11 12 13 14 15 16 17 18 19 20 21 22 23 24 25 26 27 28 29 30 31 32 33 34 35 36 37 38 39 40 41 42 43 44 45 46 47 48 49 50 51 52 53 54 55 56 57 58 59 60 61 62 63 64 65 66 67 68 69 70 71 72 73 74 75 76 77 78 79 80 81 82 83 84 85 86 87 88 89 90 91 92 93 94 95 96 97 98 99 100				Yes No (Ship to 50)		Yes No (Ship to 50)		
37. Did ... lose any full weeks of work in 1990 because he/she was on layoff from a job or lost a job?				48. Did ... earn money from any other work he/she did during 1990?		49A. How much did ... earn from: All other employers? His/her own business after expenses? His/her farm after expenses?		52G. Was ... living in this house (apt.) 1 year ago, that is on March 1, 1990? (Next person) Yes No (Ask 55A)
Yes No (Ship to 39)				Yes No (Ship to 50)		\$ \$ \$		
38. You said ... worked about (entry in item 33) weeks in 1990. How many of the remaining (52 minus entry in item 33) weeks was ... looking for work or on layoff from a job?				49. Did ... earn money from any other work he/she did during 1990?		49B. How much did ... earn from: All other employers? His/her own business after expenses? His/her farm after expenses?		52H. Where did ... live on March 1, 1990?
1 2 3 4 5 6 7 8 9 10 11 12 13 14 15 16 17 18 19 20 21 22 23 24 25 26 27 28 29 30 31 32 33 34 35 36 37 38 39 40 41 42 43 44 45 46 47 48 49 50 51 52 53 54 55 56 57 58 59 60 61 62 63 64 65 66 67 68 69 70 71 72 73 74 75 76 77 78 79 80 81 82 83 84 85 86 87 88 89 90 91 92 93 94 95 96 97 98 99 100				Yes No (Ship to 50)		Yes No (Ship to 50)		
39. Did ... lose any full weeks of work in 1990 because he/she was on layoff from a job or lost a job?				50. CHECK ITEM Longest job (item 45) is farmer?		51. Other than the farm income we have already talked about, did ... receive any income from agricultural work done for others, recreational services, or government farm programs other than loans?		52I. Did ... live inside the limits of that city, town, village, etc.?
Yes No (Ship to 39)				Yes No (Ship to 52A)		Yes No (Ship to 52A)		
40. Did ... lose any full weeks of work in 1990 because he/she was on layoff from a job or lost a job?				51. Other than the farm income we have already talked about, did ... receive any income from agricultural work done for others, recreational services, or government farm programs other than loans?		52. Name of county		52J. Did ... live inside the limits of that city, town, village, etc.?
Yes No (Ship to 39)				Yes No (Ship to 52A)		Name of city, town, village, etc.		
41. Did ... lose any full weeks of work in 1990 because he/she was on layoff from a job or lost a job?				52. Name of county		53. Name of city, town, village, etc.		52K. Did ... live inside the limits of that city, town, village, etc.?
Yes No (Ship to 39)				Name of county		Name of city, town, village, etc.		
42. Did ... lose any full weeks of work in 1990 because he/she was on layoff from a job or lost a job?				53. Name of city, town, village, etc.		54. Did ... live inside the limits of that city, town, village, etc.?		52L. Did ... live inside the limits of that city, town, village, etc.?
Yes No (Ship to 39)				Yes No		Yes No		

CIVILIAN 15+ AND CURRENT ARMED FORCES MEMBER, BEGIN WITH ITEM 29A

<b>18A. LINE NUMBER</b> 01 02 03 04 05 06 07 08 09 10 11 12-14		<b>18B. RELATIONSHIP</b> Ref per with other rels... 01 Ref per with no other rel. 02 Husband 03 Wife 04 Own/Adopted 05 Stepchild 06 Grandchild 07 Parent 08 Brother/Sister 09 Other rel. 10 Foster child 11 Non rel. 12-14		<b>18D. AGE</b> 15-17 18-24 25-34 35-44 45-54 55-64 65-74 75-84 85-94 95-104		<b>18G1. Sex</b> Male Female		<b>37. Were the (entry in item 36) weeks... was looking for work (or on layoff) all in one stretch?</b> Yes - 1 stretch No - 2 stretches (Go to 38) No - 3+ stretches		<b>45. What was... longest job during 1990?</b> (Compare with entry in CPS-1 Item 23) Same as item 23... (Skip to 47) Different from item 23 or item 23 blank... (Specify in 46A-46E) Current Armed Forces...		OFFICE IND. OCC. ITEM 55 ONLY Ref. UNC	Ref. UNC
<b>29A. Did... work at a job or business at any time during 1990?</b> Yes (Skip to 33) No		<b>38. What was the main reason... was not working or looking for work in the remaining weeks of 1990?</b> Ill or disabled and unable to work Taking care of home or family Going to school Retired No work available Other (Specify)		<b>46A. For whom did... work?</b>		<b>46B. What kind of business or industry is this?</b>		<b>52A. At any time during 1990 did... receive any State or Federal unemployment compensation?</b> Yes No (Skip to 53A)					
<b>29B. Did... do any temporary, part-time, or seasonal work even for few days during 1990?</b> Yes (Skip to 33) No		<b>30. Even though... did not work in 1990, did he/she spend any time trying to find a job or on layoff?</b> Yes No (Skip to 32)		<b>39. For how many employers did... work in 1990? If more than one at same time, only count it as one employer.</b> 1 2 (Ask 40) 3+		<b>47. Counting all locations where this employer operates, what is the total number of persons who work for... employer?</b> Under 25 25-99 100-499 (Ask 48A or 48B) 500-999 1000+		<b>48E. CLASS OF WORKER</b> Private P Federal Gov't. F State Gov't. S Local Gov't. L Self-employment Inc. Yes No SE Without pay WP (Ask 47)		<b>52B. How much did... receive in unemployment benefits during 1990?</b> \$			
<b>31. How many different weeks was... looking for work or on layoff from a job?</b> (Mark weeks)		<b>32. What was the main reason... did not work in 1990?</b> Ill or disabled and unable to work Retired Taking care of home or family Going to school Could not find work Doing something else (Skip to 52A)		<b>40. In the weeks that... worked, how many hours did... usually work per week?</b> (Mark hours)		<b>48A. How much did... earn from this employer before deductions during 1990?</b>		<b>48B. What was... net earnings from this business/farm after expenses during 1990?</b>		<b>53A. During 1990 did... receive any Worker's Compensation payments or other payments as a result of a job related injury or illness? (Exclude sick pay and disability retirement)</b> Yes No (Skip to 54)			
<b>33. During 1990 in how many weeks did... work even for a few hours? Include paid vacation and sick leave as work.</b> (Mark weeks and Go to 34)		<b>41. CHECK ITEM</b> Number of weeks in item 40 is: 1-34 (Skip to 43) 35+ (Ask 42)		<b>42. During 1990, were there one or more weeks in which... worked less than 35 hours? Exclude time off with pay because of holidays, vacation, days off, or sickness.</b> Yes (Ask 43) No (Skip to 45)		<b>48C. Does this amount include all tips, bonuses, overtime pay or commissions... may have received?</b> Yes No (Probe and make corrections to 48A) Lost money		<b>49A. Did... earn money from any other work he/she did during 1990?</b> Yes No (Skip to 50)		<b>53B. What was the source of these payments?</b> State Workers Compensation Employer or employer's insurance Own insurance Other			
<b>34. CHECK ITEM</b> Number of weeks in item 33 is: 1-49 (Skip to 36) 50-51 (Ask 35) 52 (Skip to 39)		<b>43. How many weeks did... work less than 35 hours in 1990?</b> (Mark weeks)		<b>44. What was the main reason... worked less than 35 hours per week?</b> Could not find a full time job Wanted to work part time or only able to work part time Slack work or material shortage Other (Ask 45)		<b>49B. How much did... earn from:</b> All other employers? His/her own business after expenses? His/her farm after expenses? Yes No Yes No Yes No \$ \$ \$		<b>54. Was... living in this house (apt.) 1 year ago; that is on March 1, 1990?</b> Yes (Next person) No (Ask 55A)					
<b>35. Did... lose any full weeks of work in 1990 because he/she was on layoff from a job or lost a job?</b> Yes (Skip to 39) No		<b>45. CHECK ITEM</b> Longest job (item 45) is farmer? Yes No (Skip to 52A)		<b>50. CHECK ITEM</b> Other than the farm income we have already talked about, did... receive any income from agricultural work done for others, recreational services, or government farm programs other than loans? Yes (Probe and make corrections to 48B or 49B) No (Ask 52A)		<b>55A. Where did... live on March 1, 1990?</b> 1. Name of State, foreign country, U.S. possession, etc. 2. Name of county 3. Name of city, town, village, etc. B. Did... live inside the limits of that city, town, village, etc? Yes No							
<b>36. You said... worked about (entry in item 33) weeks in 1990. How many of the remaining (52 minus entry in item 33) weeks was... looking for work or on layoff from a job?</b> (Mark weeks and ask 37)		<b>38. You said... worked about (entry in item 33) weeks in 1990. How many of the remaining (52 minus entry in item 33) weeks was... looking for work or on layoff from a job?</b> (Mark weeks and ask 37)		<b>39. You said... worked about (entry in item 33) weeks in 1990. How many of the remaining (52 minus entry in item 33) weeks was... looking for work or on layoff from a job?</b> (Mark weeks and ask 37)		<b>40. You said... worked about (entry in item 33) weeks in 1990. How many of the remaining (52 minus entry in item 33) weeks was... looking for work or on layoff from a job?</b> (Mark weeks and ask 37)		<b>41. You said... worked about (entry in item 33) weeks in 1990. How many of the remaining (52 minus entry in item 33) weeks was... looking for work or on layoff from a job?</b> (Mark weeks and ask 37)		<b>42. You said... worked about (entry in item 33) weeks in 1990. How many of the remaining (52 minus entry in item 33) weeks was... looking for work or on layoff from a job?</b> (Mark weeks and ask 37)			

CIVILIAN 15+ AND CURRENT ARMED FORCES MEMBER, BEGIN WITH ITEM 29A

OFFICE USE ONLY	IND.	OCC.	ITEM 55
	0 0 0 0 0 0 0 0 0 0	0 0 0 0 0 0 0 0 0 0	0 0 0 0 0 0 0 0 0 0
	1 1 1 1 1 1 1 1 1 1	1 1 1 1 1 1 1 1 1 1	1 1 1 1 1 1 1 1 1 1
	2 2 2 2 2 2 2 2 2 2	2 2 2 2 2 2 2 2 2 2	2 2 2 2 2 2 2 2 2 2
	3 3 3 3 3 3 3 3 3 3	3 3 3 3 3 3 3 3 3 3	3 3 3 3 3 3 3 3 3 3
4 4 4 4 4 4 4 4 4 4	4 4 4 4 4 4 4 4 4 4	4 4 4 4 4 4 4 4 4 4	
5 5 5 5 5 5 5 5 5 5	5 5 5 5 5 5 5 5 5 5	5 5 5 5 5 5 5 5 5 5	
6 6 6 6 6 6 6 6 6 6	6 6 6 6 6 6 6 6 6 6	6 6 6 6 6 6 6 6 6 6	
7 7 7 7 7 7 7 7 7 7	7 7 7 7 7 7 7 7 7 7	7 7 7 7 7 7 7 7 7 7	
8 8 8 8 8 8 8 8 8 8	8 8 8 8 8 8 8 8 8 8	8 8 8 8 8 8 8 8 8 8	
9 9 9 9 9 9 9 9 9 9	9 9 9 9 9 9 9 9 9 9	9 9 9 9 9 9 9 9 9 9	
Ref. <input type="checkbox"/>	Ref. <input type="checkbox"/>		
UNC <input type="checkbox"/>	UNC <input type="checkbox"/>		

18A. LINE NUMBER

18B. RELATIONSHIP

18D. AGE

18G1. Sex

01 ( ) Rel per with other rels

02 ( ) Rel per with no other rel

03 ( ) Husband

04 ( ) Wife

05 ( ) Own/Adopted

06 ( ) Stepchild

07 ( ) Grandchild

08 ( ) Parent

09 ( ) Brother/Sister

10 ( ) Other rel.

11 ( ) Foster child

12-14 ( ) Non rel.

29A. Did ... work at a job or business at any time during 1990?

Yes (Skip to 33) No ( )

29B. Did ... do any temporary, part-time, or seasonal work even for few days during 1990?

Yes (Skip to 33) No ( )

30. Even though ... did not work in 1990, did he/she spend any time trying to find a job or on layoff?

Yes ( ) No (Skip to 32) ( )

31. How many different weeks was ... looking for work or on layoff from a job?

(Mark weeks) →

0 1 2 3 4 5 6 7 8 9 10 11 12 13 14 15 16 17 18 19 20 21 22 23 24 25 26 27 28 29 30 31 32 33 34 35 36 37 38 39 40 41 42 43 44 45 46 47 48 49 50 51 52

32. What was the main reason ... did not work in 1990?

Ill or disabled and unable to work ( )

Retired ( )

Taking care of home or family ( )

Going to school ( )

Could not find work ( )

Doing something else ( )

(Skip to 52A)

33. During 1990 in how many weeks did ... work even for a few hours? Include paid vacation and sick leave as work.

(Mark weeks and Go to 34) →

0 1 2 3 4 5 6 7 8 9 10 11 12 13 14 15 16 17 18 19 20 21 22 23 24 25 26 27 28 29 30 31 32 33 34 35 36 37 38 39 40 41 42 43 44 45 46 47 48 49 50 51 52

34. CHECK ITEM

Number of weeks in item 33 is

1-49 (Skip to 36)

50-51 (Ask 35)

52 (Skip to 39)

35. Did ... lose any full weeks of work in 1990 because he/she was on layoff from a job or lost a job?

Yes ( ) No (Skip to 39) ( )

36. You said ... worked about (entry in item 33) weeks in 1990. How many of the remaining (52 minus entry in item 33) weeks was ... looking for work or on layoff from a job?

(Mark weeks and ask 37) →

None (Skip to 38) ( )

37. Were the (entry in item 36) weeks ... was looking for work (or on layoff) all in one stretch?

Yes - 1 stretch ( )

No - 2 stretches ( ) (Go to 38)

No - 3+ stretches ( )

(If the entries in items 33 and 36 add to 52 weeks, skip to item 39. If not, ask 38)

38. What was the main reason ... was not working or looking for work in the remaining weeks of 1990?

Ill or disabled and unable to work ( )

Taking care of home or family ( )

Going to school ( )

Retired ( )

No work available ( )

Other (Specify) ( )

39. For how many employers did ... work in 1990? If more than one at same time, only count it as one employer.

1 ( )

2 (Ask 40) ( )

3+ ( )

40. In the weeks that ... worked, how many hours did ... usually work per week?

(Mark hours) →

0 1 2 3 4 5 6 7 8 9 10 11 12 13 14 15 16 17 18 19 20 21 22 23 24 25 26 27 28 29 30 31 32 33 34 35 36 37 38 39 40 41 42 43 44 45 46 47 48 49 50 51 52

(Go to 41)

41. CHECK ITEM

Number of hours in item 40 is:

1-34 (Skip to 43)

35+ (Ask 42)

42. During 1990, were there one or more weeks in which ... worked less than 35 hours? Exclude time off with pay because of holidays, vacation, days off, or sickness

Yes (Ask 43) ( )

No (Skip to 45) ( )

43. How many weeks did ... work less than 35 hours in 1990?

(Mark weeks) →

0 1 2 3 4 5 6 7 8 9 10 11 12 13 14 15 16 17 18 19 20 21 22 23 24 25 26 27 28 29 30 31 32 33 34 35 36 37 38 39 40 41 42 43 44 45 46 47 48 49 50 51 52

44. What was the main reason ... worked less than 35 hours per week?

Could not find a full time job ( )

Wanted to work part time or only able to work part time ( )

Slack work or material shortage ( )

Other (Ask 45) ( )

45. What was ...'s longest job during 1990? (Compare with entry in CPS-1 item 23)

Same as item 23 (Skip to 47)

Different from item 23 or item 23 blank (Specify in 46A-46E)

46A. For whom did ... work?

46B. What kind of business or industry is this?

46C. What kind of work was ... doing?

46D. What were ...'s most important activities or duties?

46E. CLASS OF WORKER

Private ( ) P ( )

Federal Gov't. ( ) F ( )

State Gov't. ( ) S ( )

Local Gov't. ( ) L ( )

Self-employment

Yes ( ) No ( )

Inc. ( ) SE ( )

Without pay WP ( )

47. Counting all locations where this employer operates, what is the total number of persons who work for ...'s employer?

Under 25 ( )

25-99 ( )

100-499 (Ask 48A or 48B) ( )

500-999 ( )

1000+ ( )

(Read categories if necessary)

48A. How much did ... earn from this employer before deductions during 1990?

48B. What was ... net earnings from this business/farm after expenses during 1990?

48C. Does this amount include all tips, bonuses, overtime pay or commissions ... may have received?

Yes ( ) No ( ) (Probe and make corrections to 48A)

48A. Did ... earn money from any other work he/she did during 1990?

Yes ( ) No (Skip to 50) ( )

48B. How much did ... earn from:

All other employers? Yes ( ) No ( )

His/her own business after expenses? Yes ( ) No ( )

His/her farm after expenses? Yes ( ) No ( )

\$ ( ) \$ ( ) \$ ( )

Lost money ( ) Lost money ( )

50. CHECK ITEM Longest job (item 45) is farmer?

Yes ( ) No (Skip to 52A) ( )

51. Other than the farm income we have already talked about, did ... receive any income from agricultural work done for others, recreational services, or government farm programs other than loans?

Yes ( ) (Probe and make corrections to 48B or 49A)

No (Ask 52A) ( )

52A. At any time during 1990 did ... receive any State or Federal unemployment compensation?

Yes ( ) No (Skip to 53A) ( )

Any Supplemental Unemployment Benefits (SUB)? Yes ( ) No ( )

Any Union unemployment or strike benefits? Yes ( ) No ( )

52B. How much did ... receive in unemployment benefits during 1990?

\$ ( )

53A. During 1990 did ... receive any Worker's Compensation payments or other payments as a result of a job related injury or illness? (Exclude sick pay and disability retirement)

Yes ( ) No (Skip to 54A) ( )

53B. What was the source of these payments?

State Workers Compensation ( )

Employer or employer's insurance ( )

Own insurance ( )

Other ( )

53C. How much compensation did ... receive during 1990?

\$ ( )

Now I want to ask some questions about where ... lived 1 year ago.

54. Was ... living in this house (apt.) 1 year ago; that is on March 1, 1990? (Next person) Yes ( ) No (Ask 55A) ( )

55A. Where did ... live on March 1, 1990?

1. Name of State, foreign country, U.S. possession, etc. ( )

2. Name of county ( )

3. Name of city, town, village, etc. ( )

B. Did ... live inside the limits of that city, town, village, etc.? Yes ( ) No ( )

COMPLETE LINE NUMBER FOR ALL PERSONS 15+ BEFORE BEGINNING QUESTIONS ON EACH PAGE (NAME IS OPTIONAL)

NAME (Optional)				
LINE NUMBER (from 18A)	Page 3	Page 4	Page 5	Page 6
	<input type="radio"/> 0 <input type="radio"/> 1 <input type="radio"/> 2 <input type="radio"/> 3 <input type="radio"/> 4 <input checked="" type="radio"/> 5 <input type="radio"/> 6 <input type="radio"/> 7 <input type="radio"/> 8 <input type="radio"/> 9	<input type="radio"/> 0 <input type="radio"/> 1 <input type="radio"/> 2 <input type="radio"/> 3 <input type="radio"/> 4 <input checked="" type="radio"/> 5 <input type="radio"/> 6 <input type="radio"/> 7 <input type="radio"/> 8 <input type="radio"/> 9	<input type="radio"/> 0 <input type="radio"/> 1 <input type="radio"/> 2 <input type="radio"/> 3 <input type="radio"/> 4 <input checked="" type="radio"/> 5 <input type="radio"/> 6 <input type="radio"/> 7 <input type="radio"/> 8 <input type="radio"/> 9	<input type="radio"/> 0 <input type="radio"/> 1 <input type="radio"/> 2 <input type="radio"/> 3 <input type="radio"/> 4 <input checked="" type="radio"/> 5 <input type="radio"/> 6 <input type="radio"/> 7 <input type="radio"/> 8 <input type="radio"/> 9

56. DURING 1990 DID ANYONE IN THIS HOUSEHOLD RECEIVE:  
 56A. Any Social Security payments from the U.S. Government?  
 Yes  No  (Skip to 57A)

56B. Who received Social Security payments either for themselves or as combined payments with other family members? (Anyone else?) Complete 56C for each person with a "Yes" in 56B 56C. How much did ... receive in Social Security payments during 1990? (separate combined payments) NOTE: Social Security checks usually arrive on the 3rd of every month in a gold colored envelope. Amount should be before the Medicare deduction, which is \$28.60/month. (Go to 56C for next person with "Yes" in 56B or go to 56D)	Yes <input type="radio"/> No <input type="radio"/> \$ <input type="text"/> <input type="radio"/> 0 <input type="radio"/> 1 <input type="radio"/> 2 <input type="radio"/> 3 <input type="radio"/> 4 <input type="radio"/> 5 <input type="radio"/> Already included <input checked="" type="checkbox"/>	Yes <input type="radio"/> No <input type="radio"/> \$ <input type="text"/> <input type="radio"/> 0 <input type="radio"/> 1 <input type="radio"/> 2 <input type="radio"/> 3 <input type="radio"/> 4 <input type="radio"/> 5 <input type="radio"/> Already included <input checked="" type="checkbox"/>	Yes <input type="radio"/> No <input type="radio"/> \$ <input type="text"/> <input type="radio"/> 0 <input type="radio"/> 1 <input type="radio"/> 2 <input type="radio"/> 3 <input type="radio"/> 4 <input type="radio"/> 5 <input type="radio"/> Already included <input checked="" type="checkbox"/>	Yes <input type="radio"/> No <input type="radio"/> \$ <input type="text"/> <input type="radio"/> 0 <input type="radio"/> 1 <input type="radio"/> 2 <input type="radio"/> 3 <input type="radio"/> 4 <input type="radio"/> 5 <input type="radio"/> Already included <input checked="" type="checkbox"/>
--	---	---	---	---

56D. CHECK ITEM  
 Children under 23 present - (Ask 56E)  
 No children under 23 present - (Skip to 57)

56E. Did anyone in this household receive any separate Social Security payments which we have not talked about for the children in this household?  
 Yes  No   
 (If "Yes," make necessary changes to include this amount in 56C for person receiving)

57. DURING 1990 DID ANYONE IN THIS HOUSEHOLD RECEIVE:  
 57A. Any SSI payments, that is, Supplemental Security Income?  
 Yes  No  (Go to next page)

57B. Who received SSI? (Anyone else?) Complete 57C for each person with "Yes" in 57B 57C. How much did ... receive in Supplemental Security Income during 1990? (Include both Federal and State SSI) NOTE: Federal SSI checks usually arrive on the first of every month in a blue colored envelope. (Go to 57C for next person with "Yes" in 57B or go to next page)	Yes <input type="radio"/> No <input type="radio"/> \$ <input type="text"/> <input type="radio"/> 0 <input type="radio"/> 1 <input type="radio"/> 2 <input type="radio"/> 3 <input type="radio"/> 4 <input type="radio"/> 5 <input checked="" type="checkbox"/>	Yes <input type="radio"/> No <input type="radio"/> \$ <input type="text"/> <input type="radio"/> 0 <input type="radio"/> 1 <input type="radio"/> 2 <input type="radio"/> 3 <input type="radio"/> 4 <input type="radio"/> 5 <input checked="" type="checkbox"/>	Yes <input type="radio"/> No <input type="radio"/> \$ <input type="text"/> <input type="radio"/> 0 <input type="radio"/> 1 <input type="radio"/> 2 <input type="radio"/> 3 <input type="radio"/> 4 <input type="radio"/> 5 <input checked="" type="checkbox"/>	Yes <input type="radio"/> No <input type="radio"/> \$ <input type="text"/> <input type="radio"/> 0 <input type="radio"/> 1 <input type="radio"/> 2 <input type="radio"/> 3 <input type="radio"/> 4 <input type="radio"/> 5 <input checked="" type="checkbox"/>
---	--	--	--	--

Annual total for Social Security or Federal SSI = last check x 11.39

NAME (Optional)				
LINE NUMBER (Item 18A)	Page 3	Page 4	Page 5	Page 6
58. Check item Entry in control card item 29 is: \$30,000 or more ..... (Skip to item 60) Under \$30,000, NA or Ref. <input checked="" type="checkbox"/>				
59. AT ANY TIME DURING 1990, EVEN FOR ONE MONTH, DID ANYONE IN THIS HOUSEHOLD RECEIVE: 59A. Any public assistance or welfare payments from the State or local welfare office? Yes <input checked="" type="checkbox"/> No <input type="checkbox"/> (Skip to 60A)	<input checked="" type="checkbox"/>	<input checked="" type="checkbox"/>	<input checked="" type="checkbox"/>	<input checked="" type="checkbox"/>
59B. Who received these payments? (Anyone else?) Yes <input type="checkbox"/> No <input type="checkbox"/>	Yes <input type="checkbox"/> No <input type="checkbox"/>	Yes <input type="checkbox"/> No <input type="checkbox"/>	Yes <input type="checkbox"/> No <input type="checkbox"/>	Yes <input type="checkbox"/> No <input type="checkbox"/>
(Complete 59C. in 59I for each person with a "Yes" in 59B) 59C. Did ... receive AFDC (ADC) or some other type of assistance payments? <input type="checkbox"/> AFDC (ADC) <input type="checkbox"/> Other <input type="checkbox"/> Both	<input type="checkbox"/> AFDC (ADC) <input type="checkbox"/> Other <input type="checkbox"/> Both	<input type="checkbox"/> AFDC (ADC) <input type="checkbox"/> Other <input type="checkbox"/> Both	<input type="checkbox"/> AFDC (ADC) <input type="checkbox"/> Other <input type="checkbox"/> Both	<input type="checkbox"/> AFDC (ADC) <input type="checkbox"/> Other <input type="checkbox"/> Both
59D. In how many months of 1990 did ... receive these payments? <input type="text"/> Months <input type="checkbox"/> 1 <input type="checkbox"/> 2 <input type="checkbox"/> 3 <input type="checkbox"/> 4 <input type="checkbox"/> 5 <input type="checkbox"/> 6 <input type="checkbox"/> 7 <input type="checkbox"/> 8 <input type="checkbox"/> 9	<input type="text"/> Months <input type="checkbox"/> 1 <input type="checkbox"/> 2 <input type="checkbox"/> 3 <input type="checkbox"/> 4 <input type="checkbox"/> 5 <input type="checkbox"/> 6 <input type="checkbox"/> 7 <input type="checkbox"/> 8 <input type="checkbox"/> 9	<input type="text"/> Months <input type="checkbox"/> 1 <input type="checkbox"/> 2 <input type="checkbox"/> 3 <input type="checkbox"/> 4 <input type="checkbox"/> 5 <input type="checkbox"/> 6 <input type="checkbox"/> 7 <input type="checkbox"/> 8 <input type="checkbox"/> 9	<input type="text"/> Months <input type="checkbox"/> 1 <input type="checkbox"/> 2 <input type="checkbox"/> 3 <input type="checkbox"/> 4 <input type="checkbox"/> 5 <input type="checkbox"/> 6 <input type="checkbox"/> 7 <input type="checkbox"/> 8 <input type="checkbox"/> 9	<input type="text"/> Months <input type="checkbox"/> 1 <input type="checkbox"/> 2 <input type="checkbox"/> 3 <input type="checkbox"/> 4 <input type="checkbox"/> 5 <input type="checkbox"/> 6 <input type="checkbox"/> 7 <input type="checkbox"/> 8 <input type="checkbox"/> 9
59E. How much did ... receive in public assistance or welfare during 1990? (Ask 59C to 59E for next person with "Yes" in 59B or ask 60) <input checked="" type="checkbox"/>	\$ <input type="text"/> <input type="checkbox"/> 0 <input type="checkbox"/> 1 <input type="checkbox"/> 2 <input type="checkbox"/> 3 <input type="checkbox"/> 4 <input type="checkbox"/> 5 <input type="checkbox"/> 6 <input type="checkbox"/> 7 <input type="checkbox"/> 8 <input type="checkbox"/> 9	\$ <input type="text"/> <input type="checkbox"/> 0 <input type="checkbox"/> 1 <input type="checkbox"/> 2 <input type="checkbox"/> 3 <input type="checkbox"/> 4 <input type="checkbox"/> 5 <input type="checkbox"/> 6 <input type="checkbox"/> 7 <input type="checkbox"/> 8 <input type="checkbox"/> 9	\$ <input type="text"/> <input type="checkbox"/> 0 <input type="checkbox"/> 1 <input type="checkbox"/> 2 <input type="checkbox"/> 3 <input type="checkbox"/> 4 <input type="checkbox"/> 5 <input type="checkbox"/> 6 <input type="checkbox"/> 7 <input type="checkbox"/> 8 <input type="checkbox"/> 9	\$ <input type="text"/> <input type="checkbox"/> 0 <input type="checkbox"/> 1 <input type="checkbox"/> 2 <input type="checkbox"/> 3 <input type="checkbox"/> 4 <input type="checkbox"/> 5 <input type="checkbox"/> 6 <input type="checkbox"/> 7 <input type="checkbox"/> 8 <input type="checkbox"/> 9
60. AT ANY TIME DURING 1990 DID ANYONE IN THIS HOUSEHOLD RECEIVE: 60A. Any Veterans' (VA) payments? Yes <input checked="" type="checkbox"/> No <input type="checkbox"/> (Go to next page)				
60B. Who received Veterans' (VA) payments? (Anyone else?) Yes <input checked="" type="checkbox"/> No <input type="checkbox"/>	Yes <input checked="" type="checkbox"/> No <input type="checkbox"/>	Yes <input checked="" type="checkbox"/> No <input type="checkbox"/>	Yes <input checked="" type="checkbox"/> No <input type="checkbox"/>	Yes <input checked="" type="checkbox"/> No <input type="checkbox"/>
(Complete 60C. to 60E. for each person with a "Yes" in 60B) 60C. What type of Veterans' payments did ... receive? (Mark all that apply) Service-connected disability compensation <input type="checkbox"/> Survivor Benefits <input type="checkbox"/> Veterans' pension <input type="checkbox"/> Educational assistance <input type="checkbox"/> Other Veterans' payments <input type="checkbox"/>	Service-connected disability compensation <input type="checkbox"/> Survivor Benefits <input type="checkbox"/> Veterans' pension <input type="checkbox"/> Educational assistance <input type="checkbox"/> Other Veterans' payments <input type="checkbox"/>	Service-connected disability compensation <input type="checkbox"/> Survivor Benefits <input type="checkbox"/> Veterans' pension <input type="checkbox"/> Educational assistance <input type="checkbox"/> Other Veterans' payments <input type="checkbox"/>	Service-connected disability compensation <input type="checkbox"/> Survivor Benefits <input type="checkbox"/> Veterans' pension <input type="checkbox"/> Educational assistance <input type="checkbox"/> Other Veterans' payments <input type="checkbox"/>	Service-connected disability compensation <input type="checkbox"/> Survivor Benefits <input type="checkbox"/> Veterans' pension <input type="checkbox"/> Educational assistance <input type="checkbox"/> Other Veterans' payments <input type="checkbox"/>
60D. Is ... required to fill out an annual income questionnaire for the Department of Veterans' Affairs? Yes <input type="checkbox"/> No <input type="checkbox"/>	Yes <input type="checkbox"/> No <input type="checkbox"/>	Yes <input type="checkbox"/> No <input type="checkbox"/>	Yes <input type="checkbox"/> No <input type="checkbox"/>	Yes <input type="checkbox"/> No <input type="checkbox"/>
60E. How much did ... receive in Veterans' (VA) payments during 1990? (Ask 60C to 60E for next person with "Yes" in 60B or go to next page) <input checked="" type="checkbox"/>	\$ <input type="text"/> <input type="checkbox"/> 0 <input type="checkbox"/> 1 <input type="checkbox"/> 2 <input type="checkbox"/> 3 <input type="checkbox"/> 4 <input type="checkbox"/> 5 <input type="checkbox"/> 6 <input type="checkbox"/> 7 <input type="checkbox"/> 8 <input type="checkbox"/> 9	\$ <input type="text"/> <input type="checkbox"/> 0 <input type="checkbox"/> 1 <input type="checkbox"/> 2 <input type="checkbox"/> 3 <input type="checkbox"/> 4 <input type="checkbox"/> 5 <input type="checkbox"/> 6 <input type="checkbox"/> 7 <input type="checkbox"/> 8 <input type="checkbox"/> 9	\$ <input type="text"/> <input type="checkbox"/> 0 <input type="checkbox"/> 1 <input type="checkbox"/> 2 <input type="checkbox"/> 3 <input type="checkbox"/> 4 <input type="checkbox"/> 5 <input type="checkbox"/> 6 <input type="checkbox"/> 7 <input type="checkbox"/> 8 <input type="checkbox"/> 9	\$ <input type="text"/> <input type="checkbox"/> 0 <input type="checkbox"/> 1 <input type="checkbox"/> 2 <input type="checkbox"/> 3 <input type="checkbox"/> 4 <input type="checkbox"/> 5 <input type="checkbox"/> 6 <input type="checkbox"/> 7 <input type="checkbox"/> 8 <input type="checkbox"/> 9



NAME (Optional)				
LINE NUMBER (Item 18A)	Page 3	Page 4	Page 5	Page 6
61A. (Other than Social Security or VA benefits), did anyone in this household receive any income in 1990 from survivor or widow's pensions, estates, trusts, annuities, or any other survivor benefits?				
Yes <input type="radio"/> 7 <input checked="" type="checkbox"/> No <input type="radio"/> (Go to next page)				
61B. Who received this income? (Anyone else?)	Yes <input type="radio"/> No <input type="radio"/>	Yes <input type="radio"/> No <input type="radio"/>	Yes <input type="radio"/> No <input type="radio"/>	Yes <input type="radio"/> No <input type="radio"/>
(Complete 61C to 61G for each person with a "Yes" in 61B)				
61C. What was the source of this income? (Any other widow or survivor income?)				
01. Company or union survivor pension (inc. profit sharing) . . . . .	Yes <input type="radio"/> No <input type="radio"/>	Yes <input type="radio"/> No <input type="radio"/>	Yes <input type="radio"/> No <input type="radio"/>	Yes <input type="radio"/> No <input type="radio"/>
02. Federal Government (Civil Service) pension . . . . .	Yes <input type="radio"/> No <input type="radio"/>	Yes <input type="radio"/> No <input type="radio"/>	Yes <input type="radio"/> No <input type="radio"/>	Yes <input type="radio"/> No <input type="radio"/>
03. U.S. Military retirement survivor pension . . . . .	Yes <input type="radio"/> No <input type="radio"/>	Yes <input type="radio"/> No <input type="radio"/>	Yes <input type="radio"/> No <input type="radio"/>	Yes <input type="radio"/> No <input type="radio"/>
04. State or Local gov't. survivor pension . . . . .	Yes <input type="radio"/> No <input type="radio"/>	Yes <input type="radio"/> No <input type="radio"/>	Yes <input type="radio"/> No <input type="radio"/>	Yes <input type="radio"/> No <input type="radio"/>
05. U.S. Railroad retirement survivor pension . . . . .	Yes <input type="radio"/> <input checked="" type="checkbox"/> No <input type="radio"/>	Yes <input type="radio"/> <input checked="" type="checkbox"/> No <input type="radio"/>	Yes <input type="radio"/> <input checked="" type="checkbox"/> No <input type="radio"/>	Yes <input type="radio"/> <input checked="" type="checkbox"/> No <input type="radio"/>
06. Worker's compensation survivor pension . . . . .	Yes <input type="radio"/> No <input type="radio"/>	Yes <input type="radio"/> No <input type="radio"/>	Yes <input type="radio"/> No <input type="radio"/>	Yes <input type="radio"/> No <input type="radio"/>
07. Black lung survivor pension . . . . .	Yes <input type="radio"/> No <input type="radio"/>	Yes <input type="radio"/> No <input type="radio"/>	Yes <input type="radio"/> No <input type="radio"/>	Yes <input type="radio"/> No <input type="radio"/>
08. Regular payments from estates or trusts . . . . .	Yes <input type="radio"/> No <input type="radio"/>	Yes <input type="radio"/> No <input type="radio"/>	Yes <input type="radio"/> No <input type="radio"/>	Yes <input type="radio"/> No <input type="radio"/>
09. Regular payments from annuities or paid-up insurance policies . . . . .	Yes <input type="radio"/> No <input type="radio"/>	Yes <input type="radio"/> No <input type="radio"/>	Yes <input type="radio"/> No <input type="radio"/>	Yes <input type="radio"/> No <input type="radio"/>
10. Other or don't know (Specify in Notes) . . . . .	Yes <input type="radio"/> No <input type="radio"/>	Yes <input type="radio"/> No <input type="radio"/>	Yes <input type="radio"/> No <input type="radio"/>	Yes <input type="radio"/> No <input type="radio"/>
(Complete 61D and 61E for first "Yes" in 61C)				
61D. Income Source Code	<input type="radio"/> I 0 1 2 3 4 5 6 7 8 9	<input type="radio"/> I 0 1 2 3 4 5 6 7 8 9	<input type="radio"/> I 0 1 2 3 4 5 6 7 8 9	<input type="radio"/> I 0 1 2 3 4 5 6 7 8 9
61E. How much did . . . receive in . . . (read source) during 1990?	\$ <input type="text"/> <input type="radio"/> 0 <input type="radio"/> 1 <input type="radio"/> 2 <input type="radio"/> 3 <input type="radio"/> 4 <input type="radio"/> 5 <input type="radio"/> 6 <input type="radio"/> 7 <input type="radio"/> 8 <input type="radio"/> 9	\$ <input type="text"/> <input type="radio"/> 0 <input type="radio"/> 1 <input type="radio"/> 2 <input type="radio"/> 3 <input type="radio"/> 4 <input type="radio"/> 5 <input type="radio"/> 6 <input type="radio"/> 7 <input type="radio"/> 8 <input type="radio"/> 9	\$ <input type="text"/> <input type="radio"/> 0 <input type="radio"/> 1 <input type="radio"/> 2 <input type="radio"/> 3 <input type="radio"/> 4 <input type="radio"/> 5 <input type="radio"/> 6 <input type="radio"/> 7 <input type="radio"/> 8 <input type="radio"/> 9	\$ <input type="text"/> <input type="radio"/> 0 <input type="radio"/> 1 <input type="radio"/> 2 <input type="radio"/> 3 <input type="radio"/> 4 <input type="radio"/> 5 <input type="radio"/> 6 <input type="radio"/> 7 <input type="radio"/> 8 <input type="radio"/> 9
(Complete 61F and 61G for next income source marked or go to 61C for next person with "Yes" in 61B or go to next page)				
61F. Income Source Code	<input type="radio"/> I 0 1 2 3 4 5 6 7 8 9	<input type="radio"/> I 0 1 2 3 4 5 6 7 8 9	<input type="radio"/> I 0 1 2 3 4 5 6 7 8 9	<input type="radio"/> I 0 1 2 3 4 5 6 7 8 9
61G. How much did . . . receive in . . . (read source) during 1990?	\$ <input type="text"/> <input type="radio"/> 0 <input type="radio"/> 1 <input type="radio"/> 2 <input type="radio"/> 3 <input type="radio"/> 4 <input type="radio"/> 5 <input type="radio"/> 6 <input type="radio"/> 7 <input type="radio"/> 8 <input type="radio"/> 9	\$ <input type="text"/> <input type="radio"/> 0 <input type="radio"/> 1 <input type="radio"/> 2 <input type="radio"/> 3 <input type="radio"/> 4 <input type="radio"/> 5 <input type="radio"/> 6 <input type="radio"/> 7 <input type="radio"/> 8 <input type="radio"/> 9	\$ <input type="text"/> <input type="radio"/> 0 <input type="radio"/> 1 <input type="radio"/> 2 <input type="radio"/> 3 <input type="radio"/> 4 <input type="radio"/> 5 <input type="radio"/> 6 <input type="radio"/> 7 <input type="radio"/> 8 <input type="radio"/> 9	\$ <input type="text"/> <input type="radio"/> 0 <input type="radio"/> 1 <input type="radio"/> 2 <input type="radio"/> 3 <input type="radio"/> 4 <input type="radio"/> 5 <input type="radio"/> 6 <input type="radio"/> 7 <input type="radio"/> 8 <input type="radio"/> 9
(Go to 61C for next person with "Yes" in 61B or go to next page)				
NOTES:	<hr/> <hr/> <hr/> <hr/> <hr/> <hr/> <hr/> <hr/> <hr/> <hr/>			

NAME (Optional)	Page 3	Page 4	Page 5	Page 6
LINE NUMBER (Item 18A)				
62A. Does anyone in this household have a health problem or disability which prevents them from working or which limits the kind or amount of work they can do?  Yes <input type="radio"/> No <input type="radio"/> (Skip to 63A)				
62B. Who is that? (Anyone else?)	Yes <input type="radio"/> No <input type="radio"/>	Yes <input type="radio"/> No <input type="radio"/>	Yes <input type="radio"/> No <input type="radio"/>	Yes <input type="radio"/> No <input type="radio"/>
63A. Is there anyone in this household who ever retired or left a job for health reasons?  Yes <input type="radio"/> No <input type="radio"/> (Skip to 64A)	<input checked="" type="radio"/>	<input checked="" type="radio"/>	<input checked="" type="radio"/>	<input checked="" type="radio"/>
63B. Who is that? (Anyone else?)	Yes <input type="radio"/> No <input type="radio"/>	Yes <input type="radio"/> No <input type="radio"/>	Yes <input type="radio"/> No <input type="radio"/>	Yes <input type="radio"/> No <input type="radio"/>
64A. CHECK ITEM <input type="radio"/> "No" to both 62A and 63A (Skip to next page) <input type="radio"/> "Yes" in either 62A or 63A				
(Complete 64B to 64G for each person with a "Yes" in either 62B or 63B) 64B. (Other than Social Security or VA benefits), did ... receive any income in 1990 as a result of this health problem (disability/handicap)?	Yes <input type="radio"/> No <input type="radio"/> (Ask 64B for next person with "Yes" in 62B or 63B or skip to next page)	Yes <input type="radio"/> No <input type="radio"/> (Ask 64B for next person with "Yes" in 62B or 63B or skip to next page)	Yes <input type="radio"/> No <input type="radio"/> (Ask 64B for next person with "Yes" in 62B or 63B or skip to next page)	Yes <input type="radio"/> No <input type="radio"/> (Ask 64B for next person with "Yes" in 62B or 63B or skip to next page)
64C. What was the source of this income? (Any other income related to this health condition or disability?) 01. Worker's compensation 02. Company or union disability 03. Federal Government (Civil Service) disability 04. U.S. military retirement disability 05. State or local gov't. employee disability 06. U.S. Railroad Retirement disability 07. Accident or disability insurance 08. Black Lung miner's disability 09. State temporary sickness 10. Other or don't know (Specify in notes)	Yes <input type="radio"/> No <input type="radio"/> Yes <input type="radio"/> No <input type="radio"/> Yes <input type="radio"/> No <input type="radio"/> Yes <input type="radio"/> No <input type="radio"/> Yes <input type="radio"/> No <input type="radio"/> Yes <input type="radio"/> No <input checked="" type="radio"/> Yes <input type="radio"/> No <input type="radio"/> Yes <input type="radio"/> No <input type="radio"/> Yes <input type="radio"/> No <input type="radio"/> Yes <input type="radio"/> No <input type="radio"/>	Yes <input type="radio"/> No <input type="radio"/> Yes <input type="radio"/> No <input type="radio"/> Yes <input type="radio"/> No <input type="radio"/> Yes <input type="radio"/> No <input type="radio"/> Yes <input type="radio"/> No <input type="radio"/> Yes <input checked="" type="radio"/> No <input type="radio"/> Yes <input type="radio"/> No <input type="radio"/> Yes <input type="radio"/> No <input type="radio"/> Yes <input type="radio"/> No <input type="radio"/> Yes <input type="radio"/> No <input type="radio"/>	Yes <input type="radio"/> No <input type="radio"/> Yes <input type="radio"/> No <input type="radio"/> Yes <input type="radio"/> No <input type="radio"/> Yes <input type="radio"/> No <input type="radio"/> Yes <input type="radio"/> No <input type="radio"/> Yes <input checked="" type="radio"/> No <input type="radio"/> Yes <input type="radio"/> No <input type="radio"/> Yes <input type="radio"/> No <input type="radio"/> Yes <input type="radio"/> No <input type="radio"/> Yes <input type="radio"/> No <input type="radio"/>	Yes <input type="radio"/> No <input type="radio"/> Yes <input type="radio"/> No <input type="radio"/> Yes <input type="radio"/> No <input type="radio"/> Yes <input type="radio"/> No <input type="radio"/> Yes <input type="radio"/> No <input type="radio"/> Yes <input checked="" type="radio"/> No <input type="radio"/> Yes <input type="radio"/> No <input type="radio"/> Yes <input type="radio"/> No <input type="radio"/> Yes <input type="radio"/> No <input type="radio"/> Yes <input type="radio"/> No <input type="radio"/>
(Complete 64D & 64E for first "Yes" in 64C) 64D. Income Source Code	<input type="radio"/> I 0 1 2 3 4 5 6 7 8 9	<input type="radio"/> I 0 1 2 3 4 5 6 7 8 9	<input type="radio"/> I 0 1 2 3 4 5 6 7 8 9	<input type="radio"/> I 0 1 2 3 4 5 6 7 8 9
64E. How much did ... receive from ... (read source) during 1990?  (Complete 64F and 64G for next income source marked or go to 64B for next person with "Yes" in either 62B or 63B or go to next page)	\$ <input type="text"/> 0 0 0 0 0 1 1 1 1 1 2 2 2 2 2 3 3 3 3 3 4 4 4 4 4 5 5 5 5 5 6 6 6 6 6 7 7 7 7 7 8 8 8 8 8 9 9 9 9 9	\$ <input type="text"/> 0 0 0 0 0 1 1 1 1 1 2 2 2 2 2 3 3 3 3 3 4 4 4 4 4 5 5 5 5 5 6 6 6 6 6 7 7 7 7 7 8 8 8 8 8 9 9 9 9 9	\$ <input type="text"/> 0 0 0 0 0 1 1 1 1 1 2 2 2 2 2 3 3 3 3 3 4 4 4 4 4 5 5 5 5 5 6 6 6 6 6 7 7 7 7 7 8 8 8 8 8 9 9 9 9 9	\$ <input type="text"/> 0 0 0 0 0 1 1 1 1 1 2 2 2 2 2 3 3 3 3 3 4 4 4 4 4 5 5 5 5 5 6 6 6 6 6 7 7 7 7 7 8 8 8 8 8 9 9 9 9 9
64F. Income Source Code	<input type="radio"/> I 0 1 2 3 4 5 6 7 8 9	<input type="radio"/> I 0 1 2 3 4 5 6 7 8 9	<input type="radio"/> I 0 1 2 3 4 5 6 7 8 9	<input type="radio"/> I 0 1 2 3 4 5 6 7 8 9
64G. How much did ... receive from ... (read source) during 1990?  (Go to 64B for next person with "Yes" in either 62B or 63B or go to next page)	\$ <input type="text"/> 0 0 0 0 0 1 1 1 1 1 2 2 2 2 2 3 3 3 3 3 4 4 4 4 4 5 5 5 5 5 6 6 6 6 6 7 7 7 7 7 8 8 8 8 8 9 9 9 9 9	\$ <input type="text"/> 0 0 0 0 0 1 1 1 1 1 2 2 2 2 2 3 3 3 3 3 4 4 4 4 4 5 5 5 5 5 6 6 6 6 6 7 7 7 7 7 8 8 8 8 8 9 9 9 9 9	\$ <input type="text"/> 0 0 0 0 0 1 1 1 1 1 2 2 2 2 2 3 3 3 3 3 4 4 4 4 4 5 5 5 5 5 6 6 6 6 6 7 7 7 7 7 8 8 8 8 8 9 9 9 9 9	\$ <input type="text"/> 0 0 0 0 0 1 1 1 1 1 2 2 2 2 2 3 3 3 3 3 4 4 4 4 4 5 5 5 5 5 6 6 6 6 6 7 7 7 7 7 8 8 8 8 8 9 9 9 9 9

NAME (Optional)				
LINE NUMBER (Item 18A)	Page 3	Page 4	Page 5	Page 6
85A. (Other than Social Security or VA benefits) During 1990 did anyone in this household receive any pension or retirement income from a previous employer or union (pouse), or any other type of retirement income? Yes <input type="radio"/> 7 <input checked="" type="checkbox"/> No <input type="radio"/> (Go to next page)				
85B. Who received pension or retirement income? (Anyone else?) Yes <input type="radio"/> No <input type="radio"/>	Yes <input type="radio"/> No <input type="radio"/>	Yes <input type="radio"/> No <input type="radio"/>	Yes <input type="radio"/> No <input type="radio"/>	Yes <input type="radio"/> No <input type="radio"/>
(Complete 65C-65G for each person with a "Yes" in 65B) 85C. What was the source of this income? (Any other pension or retirement income?) 1. Company or union pension (inc. profit sharing) ..... Yes <input type="radio"/> No <input type="radio"/> 2. Federal Government (Civil Service) retirement ..... Yes <input type="radio"/> No <input type="radio"/> 3. U.S. Military retirement ..... Yes <input type="radio"/> No <input type="radio"/> 4. State or local government pension ..... Yes <input type="radio"/> <input checked="" type="checkbox"/> No <input type="radio"/> 5. U.S. Railroad Retirement ..... Yes <input type="radio"/> No <input type="radio"/> 6. Regular payments from annuities or paid up insurance policies ..... Yes <input type="radio"/> No <input type="radio"/> 7. Regular payments from IRA or KEOGH accounts ..... Yes <input type="radio"/> No <input type="radio"/> 8. Other or don't know (Specify in notes) ..... Yes <input type="radio"/> No <input type="radio"/>	Yes <input type="radio"/> No <input type="radio"/> Yes <input type="radio"/> No <input type="radio"/> Yes <input type="radio"/> No <input type="radio"/> Yes <input type="radio"/> <input checked="" type="checkbox"/> No <input type="radio"/> Yes <input type="radio"/> No <input type="radio"/> Yes <input type="radio"/> No <input type="radio"/> Yes <input type="radio"/> No <input type="radio"/> Yes <input type="radio"/> No <input type="radio"/>	Yes <input type="radio"/> No <input type="radio"/> Yes <input type="radio"/> No <input type="radio"/> Yes <input type="radio"/> No <input type="radio"/> Yes <input type="radio"/> <input checked="" type="checkbox"/> No <input type="radio"/> Yes <input type="radio"/> No <input type="radio"/> Yes <input type="radio"/> No <input type="radio"/> Yes <input type="radio"/> No <input type="radio"/> Yes <input type="radio"/> No <input type="radio"/>	Yes <input type="radio"/> No <input type="radio"/> Yes <input type="radio"/> No <input type="radio"/> Yes <input type="radio"/> No <input type="radio"/> Yes <input type="radio"/> <input checked="" type="checkbox"/> No <input type="radio"/> Yes <input type="radio"/> No <input type="radio"/> Yes <input type="radio"/> No <input type="radio"/> Yes <input type="radio"/> No <input type="radio"/> Yes <input type="radio"/> No <input type="radio"/>	Yes <input type="radio"/> No <input type="radio"/> Yes <input type="radio"/> No <input type="radio"/> Yes <input type="radio"/> No <input type="radio"/> Yes <input type="radio"/> <input checked="" type="checkbox"/> No <input type="radio"/> Yes <input type="radio"/> No <input type="radio"/> Yes <input type="radio"/> No <input type="radio"/> Yes <input type="radio"/> No <input type="radio"/> Yes <input type="radio"/> No <input type="radio"/>
(Complete 65D and 65E for first "Yes" in 65C) 85D. INCOME SOURCE CODE 1 2 3 4 5 6 7 8	1 2 3 4 5 6 7 8	1 2 3 4 5 6 7 8	1 2 3 4 5 6 7 8	1 2 3 4 5 6 7 8
85E. How much did ... receive from _____ (read source) during 1990? (Fill 65F and 65G for next income source marked OR go to 65C for next person with "Yes" in 65B OR Skip to next page)	\$ <input type="text"/> 0 0 0 0 0 1 1 1 1 1 2 2 2 2 2 3 3 3 3 3 4 4 4 4 4 <input checked="" type="checkbox"/> 5 5 5 5 5 6 6 6 6 6 7 7 7 7 7 8 8 8 8 8 9 9 9 9 9	\$ <input type="text"/> 0 0 0 0 0 1 1 1 1 1 2 2 2 2 2 3 3 3 3 3 4 4 4 4 4 <input checked="" type="checkbox"/> 5 5 5 5 5 6 6 6 6 6 7 7 7 7 7 8 8 8 8 8 9 9 9 9 9	\$ <input type="text"/> 0 0 0 0 0 1 1 1 1 1 2 2 2 2 2 3 3 3 3 3 4 4 4 4 4 <input checked="" type="checkbox"/> 5 5 5 5 5 6 6 6 6 6 7 7 7 7 7 8 8 8 8 8 9 9 9 9 9	\$ <input type="text"/> 0 0 0 0 0 1 1 1 1 1 2 2 2 2 2 3 3 3 3 3 4 4 4 4 4 <input checked="" type="checkbox"/> 5 5 5 5 5 6 6 6 6 6 7 7 7 7 7 8 8 8 8 8 9 9 9 9 9
85F. INCOME SOURCE CODE 1 2 3 4 5 6 7 8	1 2 3 4 5 6 7 8	1 2 3 4 5 6 7 8	1 2 3 4 5 6 7 8	1 2 3 4 5 6 7 8
85G. How much did ... receive from _____ (read source) during 1990? (Go to 65C for next person with "Yes" in 65B or go to next page)	\$ <input type="text"/> 0 0 0 0 0 1 1 1 1 1 2 2 2 2 2 3 3 3 3 3 4 4 4 4 4 <input checked="" type="checkbox"/> 5 5 5 5 5 6 6 6 6 6 7 7 7 7 7 8 8 8 8 8 9 9 9 9 9	\$ <input type="text"/> 0 0 0 0 0 1 1 1 1 1 2 2 2 2 2 3 3 3 3 3 4 4 4 4 4 <input checked="" type="checkbox"/> 5 5 5 5 5 6 6 6 6 6 7 7 7 7 7 8 8 8 8 8 9 9 9 9 9	\$ <input type="text"/> 0 0 0 0 0 1 1 1 1 1 2 2 2 2 2 3 3 3 3 3 4 4 4 4 4 <input checked="" type="checkbox"/> 5 5 5 5 5 6 6 6 6 6 7 7 7 7 7 8 8 8 8 8 9 9 9 9 9	\$ <input type="text"/> 0 0 0 0 0 1 1 1 1 1 2 2 2 2 2 3 3 3 3 3 4 4 4 4 4 <input checked="" type="checkbox"/> 5 5 5 5 5 6 6 6 6 6 7 7 7 7 7 8 8 8 8 8 9 9 9 9 9
NOTES:				

NAME (Optional)	Page 3	Page 4	Page 5	Page 6
LINE NUMBER (Item 18A)	Page 3	Page 4	Page 5	Page 6
<b>66. AT ANYTIME DURING 1990 DID ANYONE IN THIS HOUSEHOLD:</b> <b>66A. Have money in any kind of savings account or money market fund?</b> Yes <input type="checkbox"/> No <input type="checkbox"/> Have any bonds, treasury notes, IRA's or certificates of deposit? Yes <input checked="" type="checkbox"/> No <input type="checkbox"/> <i>(If "Yes" marked in any, ask 66B, otherwise skip to 67A)</i> Have an interest earning checking account or any other investments which pay interest? Yes <input type="checkbox"/> No <input type="checkbox"/>				
<b>66B. Which members of this household had ...? (Anyone else?)</b> <i>(Include each in cases of joint accounts or ownership)</i> Yes <input type="checkbox"/> No <input type="checkbox"/> <i>(Ask 66C for each person with "Yes" in 66B)</i> <b>66C. How much did ... receive in interest from these sources during 1990, including even small amounts credited to accounts? (Separate amounts for joint ownership)</b> \$ <input type="text"/> 0 0 0 0 0 0 0 0 0 0 1 1 1 1 1 1 1 1 1 1 2 2 2 2 2 2 2 2 2 2 3 3 3 3 3 3 3 3 3 3 4 4 4 4 4 4 4 4 4 4 5 5 5 5 5 5 5 5 5 5 6 6 6 6 6 6 6 6 6 6 7 7 7 7 7 7 7 7 7 7 8 8 8 8 8 8 8 8 8 8 9 9 9 9 9 9 9 9 9 9 <input type="checkbox"/> Already included	Yes <input type="checkbox"/> No <input type="checkbox"/> \$ <input type="text"/> 0 0 0 0 0 0 0 0 0 0 1 1 1 1 1 1 1 1 1 1 2 2 2 2 2 2 2 2 2 2 3 3 3 3 3 3 3 3 3 3 4 4 4 4 4 4 4 4 4 4 5 5 5 5 5 5 5 5 5 5 6 6 6 6 6 6 6 6 6 6 7 7 7 7 7 7 7 7 7 7 8 8 8 8 8 8 8 8 8 8 9 9 9 9 9 9 9 9 9 9 <input type="checkbox"/> Already included	Yes <input type="checkbox"/> No <input type="checkbox"/> \$ <input type="text"/> 0 0 0 0 0 0 0 0 0 0 1 1 1 1 1 1 1 1 1 1 2 2 2 2 2 2 2 2 2 2 3 3 3 3 3 3 3 3 3 3 4 4 4 4 4 4 4 4 4 4 5 5 5 5 5 5 5 5 5 5 6 6 6 6 6 6 6 6 6 6 7 7 7 7 7 7 7 7 7 7 8 8 8 8 8 8 8 8 8 8 9 9 9 9 9 9 9 9 9 9 <input type="checkbox"/> Already included	Yes <input type="checkbox"/> No <input type="checkbox"/> \$ <input type="text"/> 0 0 0 0 0 0 0 0 0 0 1 1 1 1 1 1 1 1 1 1 2 2 2 2 2 2 2 2 2 2 3 3 3 3 3 3 3 3 3 3 4 4 4 4 4 4 4 4 4 4 5 5 5 5 5 5 5 5 5 5 6 6 6 6 6 6 6 6 6 6 7 7 7 7 7 7 7 7 7 7 8 8 8 8 8 8 8 8 8 8 9 9 9 9 9 9 9 9 9 9 <input type="checkbox"/> Already included	
<b>67. AT ANYTIME DURING 1990 DID ANYONE IN THIS HOUSEHOLD:</b> <b>67A. Own any shares of stock in corporations (public) or any mutual fund shares?</b> Yes <input type="checkbox"/> No <input checked="" type="checkbox"/> <i>(Skip to 68A)</i>				
<b>67B. Which members of this household? (Anyone else?)</b> <i>(Include each in cases of joint ownership)</i> Yes <input type="checkbox"/> No <input type="checkbox"/> <i>(Ask 67C for each person with "Yes" in 67B)</i> <b>67C. How much did ... receive in dividends from stocks (mutual funds) during 1990? (separate amounts for joint ownership)</b> \$ <input type="text"/> 0 0 0 0 0 0 0 0 0 0 1 1 1 1 1 1 1 1 1 1 2 2 2 2 2 2 2 2 2 2 3 3 3 3 3 3 3 3 3 3 4 4 4 4 4 4 4 4 4 4 5 5 5 5 5 5 5 5 5 5 6 6 6 6 6 6 6 6 6 6 7 7 7 7 7 7 7 7 7 7 8 8 8 8 8 8 8 8 8 8 9 9 9 9 9 9 9 9 9 9 <input type="checkbox"/> None <input type="checkbox"/> Already included	Yes <input type="checkbox"/> No <input type="checkbox"/> \$ <input type="text"/> 0 0 0 0 0 0 0 0 0 0 1 1 1 1 1 1 1 1 1 1 2 2 2 2 2 2 2 2 2 2 3 3 3 3 3 3 3 3 3 3 4 4 4 4 4 4 4 4 4 4 5 5 5 5 5 5 5 5 5 5 6 6 6 6 6 6 6 6 6 6 7 7 7 7 7 7 7 7 7 7 8 8 8 8 8 8 8 8 8 8 9 9 9 9 9 9 9 9 9 9 <input type="checkbox"/> None <input type="checkbox"/> Already included	Yes <input type="checkbox"/> No <input type="checkbox"/> \$ <input type="text"/> 0 0 0 0 0 0 0 0 0 0 1 1 1 1 1 1 1 1 1 1 2 2 2 2 2 2 2 2 2 2 3 3 3 3 3 3 3 3 3 3 4 4 4 4 4 4 4 4 4 4 5 5 5 5 5 5 5 5 5 5 6 6 6 6 6 6 6 6 6 6 7 7 7 7 7 7 7 7 7 7 8 8 8 8 8 8 8 8 8 8 9 9 9 9 9 9 9 9 9 9 <input type="checkbox"/> None <input type="checkbox"/> Already included	Yes <input type="checkbox"/> No <input type="checkbox"/> \$ <input type="text"/> 0 0 0 0 0 0 0 0 0 0 1 1 1 1 1 1 1 1 1 1 2 2 2 2 2 2 2 2 2 2 3 3 3 3 3 3 3 3 3 3 4 4 4 4 4 4 4 4 4 4 5 5 5 5 5 5 5 5 5 5 6 6 6 6 6 6 6 6 6 6 7 7 7 7 7 7 7 7 7 7 8 8 8 8 8 8 8 8 8 8 9 9 9 9 9 9 9 9 9 9 <input type="checkbox"/> None <input type="checkbox"/> Already included	
<b>68. DURING 1990 DID ANYONE IN THIS HOUSEHOLD:</b> <b>68A. Own any land, business property, apartments, or houses which were rented to others?</b> Yes <input type="checkbox"/> No <input type="checkbox"/> <i>(If "Yes" marked in any, ask 68B, otherwise skip to next page)</i> Receive income from royalties or from roomers or boarders? (Exclude amounts paid by relatives) Yes <input type="checkbox"/> No <input type="checkbox"/> Receive income from estates or trusts? (Exclude estates or trusts already reported) Yes <input type="checkbox"/> No <input type="checkbox"/>				
<b>68B. Who received this rent (income)? (Anyone else?)</b> <i>(Include each in case of joint ownership)</i> Yes <input type="checkbox"/> No <input type="checkbox"/> <i>(Ask 68C for each person with "Yes" in 68B)</i> <b>68C. How much did ... receive in income from rent (roomers or boarders, estates, trusts, or royalties) after expenses for 1990? (Separate amounts for joint ownership)</b> \$ <input type="text"/> 0 0 0 0 0 0 0 0 0 0 1 1 1 1 1 1 1 1 1 1 2 2 2 2 2 2 2 2 2 2 3 3 3 3 3 3 3 3 3 3 4 4 4 4 4 4 4 4 4 4 5 5 5 5 5 5 5 5 5 5 6 6 6 6 6 6 6 6 6 6 7 7 7 7 7 7 7 7 7 7 8 8 8 8 8 8 8 8 8 8 9 9 9 9 9 9 9 9 9 9 <input type="checkbox"/> Lost money <input type="checkbox"/> Already included	Yes <input type="checkbox"/> No <input type="checkbox"/> \$ <input type="text"/> 0 0 0 0 0 0 0 0 0 0 1 1 1 1 1 1 1 1 1 1 2 2 2 2 2 2 2 2 2 2 3 3 3 3 3 3 3 3 3 3 4 4 4 4 4 4 4 4 4 4 5 5 5 5 5 5 5 5 5 5 6 6 6 6 6 6 6 6 6 6 7 7 7 7 7 7 7 7 7 7 8 8 8 8 8 8 8 8 8 8 9 9 9 9 9 9 9 9 9 9 <input type="checkbox"/> Lost money <input type="checkbox"/> Already included	Yes <input type="checkbox"/> No <input type="checkbox"/> \$ <input type="text"/> 0 0 0 0 0 0 0 0 0 0 1 1 1 1 1 1 1 1 1 1 2 2 2 2 2 2 2 2 2 2 3 3 3 3 3 3 3 3 3 3 4 4 4 4 4 4 4 4 4 4 5 5 5 5 5 5 5 5 5 5 6 6 6 6 6 6 6 6 6 6 7 7 7 7 7 7 7 7 7 7 8 8 8 8 8 8 8 8 8 8 9 9 9 9 9 9 9 9 9 9 <input type="checkbox"/> Lost money <input type="checkbox"/> Already included	Yes <input type="checkbox"/> No <input type="checkbox"/> \$ <input type="text"/> 0 0 0 0 0 0 0 0 0 0 1 1 1 1 1 1 1 1 1 1 2 2 2 2 2 2 2 2 2 2 3 3 3 3 3 3 3 3 3 3 4 4 4 4 4 4 4 4 4 4 5 5 5 5 5 5 5 5 5 5 6 6 6 6 6 6 6 6 6 6 7 7 7 7 7 7 7 7 7 7 8 8 8 8 8 8 8 8 8 8 9 9 9 9 9 9 9 9 9 9 <input type="checkbox"/> Lost money <input type="checkbox"/> Already included	

NAME (Optional)				
LINE NUMBER (Item 18A)	Page 3	Page 4	Page 5	Page 6
69A. During 1990 did anyone in this household attend school beyond the high school level including a college, university or other schools (including vocational, business, or trade schools)? Yes <input type="radio"/> 7 No <input type="radio"/> (Go to next page) <input checked="" type="checkbox"/>				
69B. Did anyone receive any educational assistance for tuition, fees, books, or living expenses during 1990? (Exclude loans, assistance from household members, and VA educational benefits) Yes <input type="radio"/> 7 No <input type="radio"/> (Go to next page) <input checked="" type="checkbox"/>				
69C. Which member received assistance? (Anyone else?)  (Complete 69D to 69H for each person with "Yes" in 69C)	Yes <input type="radio"/> No <input type="radio"/>	Yes <input type="radio"/> No <input type="radio"/>	Yes <input type="radio"/> No <input type="radio"/>	Yes <input type="radio"/> No <input type="radio"/>
69D. What type of assistance did ... receive? (Any other assistance?) 1. Pell Grant ..... Yes <input type="radio"/> No <input type="radio"/> 2. Some other government assistance ..... Yes <input type="radio"/> <input checked="" type="checkbox"/> No <input type="radio"/> 3. Scholarships, grants, etc. .... Yes <input type="radio"/> No <input type="radio"/> 4. Other assistance (employers, friends, etc.) (Exclude assistance from household members) Yes <input type="radio"/> No <input type="radio"/>				
69E. CHECK ITEM Pell Grant marked "YES" in 69D?	Yes <input type="radio"/> (Ask 69F) No <input type="radio"/> (Skip to 69H)	Yes <input type="radio"/> (Ask 69F) No <input type="radio"/> (Skip to 69H)	Yes <input type="radio"/> (Ask 69F) No <input type="radio"/> (Skip to 69H)	Yes <input type="radio"/> (Ask 69F) No <input type="radio"/> (Skip to 69H)
69F. How much did ... receive in Pell Grants during 1990?	\$ <input type="text"/> 0 0 0 0 0 1 1 1 1 1 2 2 2 2 2 3 3 3 3 3 4 4 4 4 4 5 5 5 5 5 6 6 6 6 6 7 7 7 7 7 8 8 8 8 8 9 9 9 9 9	\$ <input type="text"/> 0 0 0 0 0 1 1 1 1 1 2 2 2 2 2 3 3 3 3 3 4 4 4 4 4 5 5 5 5 5 6 6 6 6 6 7 7 7 7 7 8 8 8 8 8 9 9 9 9 9	\$ <input type="text"/> 0 0 0 0 0 1 1 1 1 1 2 2 2 2 2 3 3 3 3 3 4 4 4 4 4 5 5 5 5 5 6 6 6 6 6 7 7 7 7 7 8 8 8 8 8 9 9 9 9 9	\$ <input type="text"/> 0 0 0 0 0 1 1 1 1 1 2 2 2 2 2 3 3 3 3 3 4 4 4 4 4 5 5 5 5 5 6 6 6 6 6 7 7 7 7 7 8 8 8 8 8 9 9 9 9 9
69G. CHECK ITEM Sources other than Pell Grant marked "YES" in 69D?	Yes <input type="radio"/> (Ask 69H) No <input type="radio"/> (Skip to next person marked "Yes" in 69C or Go to next page)	Yes <input type="radio"/> (Ask 69H) No <input type="radio"/> (Skip to next person marked "Yes" in 69C or Go to next page)	Yes <input type="radio"/> (Ask 69H) No <input type="radio"/> (Skip to next person marked "Yes" in 69C or Go to next page)	Yes <input type="radio"/> (Ask 69H) No <input type="radio"/> (Skip to next person marked "Yes" in 69C or Go to next page)
69H. How much did ... receive in (other) educational assistance during 1990?  (Go to 69D for next person marked "Yes" in 69C or Go to next page)	\$ <input type="text"/> 0 0 0 0 0 1 1 1 1 1 2 2 2 2 2 3 3 3 3 3 4 4 4 4 4 5 5 5 5 5 6 6 6 6 6 7 7 7 7 7 8 8 8 8 8 9 9 9 9 9	\$ <input type="text"/> 0 0 0 0 0 1 1 1 1 1 2 2 2 2 2 3 3 3 3 3 4 4 4 4 4 5 5 5 5 5 6 6 6 6 6 7 7 7 7 7 8 8 8 8 8 9 9 9 9 9	\$ <input type="text"/> 0 0 0 0 0 1 1 1 1 1 2 2 2 2 2 3 3 3 3 3 4 4 4 4 4 5 5 5 5 5 6 6 6 6 6 7 7 7 7 7 8 8 8 8 8 9 9 9 9 9	\$ <input type="text"/> 0 0 0 0 0 1 1 1 1 1 2 2 2 2 2 3 3 3 3 3 4 4 4 4 4 5 5 5 5 5 6 6 6 6 6 7 7 7 7 7 8 8 8 8 8 9 9 9 9 9

NOTES:

---



---



---



---



---

NAME (Optional)	Page 3	Page 4	Page 5	Page 6
<b>70. DURING 1990 DID ANYONE IN THIS HOUSEHOLD RECEIVE:</b> <b>70A. Any child support payments?</b> Yes <input type="radio"/> <b>7</b> <input checked="" type="checkbox"/> No <input type="radio"/> (Skip to 71A)				
<b>70B. Who received these payments? (Anyone else?)</b> Yes <input type="radio"/> No <input type="radio"/>	Yes <input type="radio"/> No <input type="radio"/>	Yes <input type="radio"/> No <input type="radio"/>	Yes <input type="radio"/> No <input type="radio"/>	Yes <input type="radio"/> No <input type="radio"/>
(Complete 70C for each person with a "Yes" in 70B) <b>70C. How much did ... receive in child support payments?</b> (Ask 70C for next person with "Yes" in 70B or ask 71)	\$ <input type="text"/> 0 0 0 0 0 I I I I I 2 2 2 2 2 3 3 3 3 3 4 4 4 4 4 <input checked="" type="checkbox"/> 5 5 5 5 5 6 6 6 6 6 7 7 7 7 7 8 8 8 8 8 9 9 9 9 9	\$ <input type="text"/> 0 0 0 0 0 I I I I I 2 2 2 2 2 3 3 3 3 3 4 4 4 4 4 <input checked="" type="checkbox"/> 5 5 5 5 5 6 6 6 6 6 7 7 7 7 7 8 8 8 8 8 9 9 9 9 9	\$ <input type="text"/> 0 0 0 0 0 I I I I I 2 2 2 2 2 3 3 3 3 3 4 4 4 4 4 <input checked="" type="checkbox"/> 5 5 5 5 5 6 6 6 6 6 7 7 7 7 7 8 8 8 8 8 9 9 9 9 9	\$ <input type="text"/> 0 0 0 0 0 I I I I I 2 2 2 2 2 3 3 3 3 3 4 4 4 4 4 <input checked="" type="checkbox"/> 5 5 5 5 5 6 6 6 6 6 7 7 7 7 7 8 8 8 8 8 9 9 9 9 9
<b>71. DURING 1990 DID ANYONE IN THIS HOUSEHOLD RECEIVE:</b> <b>71A. Any alimony payments?</b> Yes <input type="radio"/> <b>7</b> <input checked="" type="checkbox"/> No <input type="radio"/> (Skip to 72A)				
<b>71B. Who received these payments during 1990? (Anyone else?)</b> Yes <input type="radio"/> No <input type="radio"/>	Yes <input type="radio"/> No <input type="radio"/>	Yes <input type="radio"/> No <input type="radio"/>	Yes <input type="radio"/> No <input type="radio"/>	Yes <input type="radio"/> No <input type="radio"/>
(Complete 71C for each person with a "Yes" in 71B) <b>71C. How much did ... receive in alimony payments during 1990?</b> (Ask 71C for next person with "Yes" in 71B or ask 72)	\$ <input type="text"/> 0 0 0 0 0 I I I I I 2 2 2 2 2 3 3 3 3 3 4 4 4 4 4 <input checked="" type="checkbox"/> 5 5 5 5 5 6 6 6 6 6 7 7 7 7 7 8 8 8 8 8 9 9 9 9 9	\$ <input type="text"/> 0 0 0 0 0 I I I I I 2 2 2 2 2 3 3 3 3 3 4 4 4 4 4 <input checked="" type="checkbox"/> 5 5 5 5 5 6 6 6 6 6 7 7 7 7 7 8 8 8 8 8 9 9 9 9 9	\$ <input type="text"/> 0 0 0 0 0 I I I I I 2 2 2 2 2 3 3 3 3 3 4 4 4 4 4 <input checked="" type="checkbox"/> 5 5 5 5 5 6 6 6 6 6 7 7 7 7 7 8 8 8 8 8 9 9 9 9 9	\$ <input type="text"/> 0 0 0 0 0 I I I I I 2 2 2 2 2 3 3 3 3 3 4 4 4 4 4 <input checked="" type="checkbox"/> 5 5 5 5 5 6 6 6 6 6 7 7 7 7 7 8 8 8 8 8 9 9 9 9 9
<b>72. DURING 1990 DID ANYONE IN THIS HOUSEHOLD RECEIVE:</b> <b>72A. Any (other) regular financial assistance from friends or relatives not living in this household? (Do not include loans)</b> Yes <input type="radio"/> <b>7</b> <input checked="" type="checkbox"/> No <input type="radio"/> (Skip to 73)				
<b>72B. Who received this assistance? (Anyone else?)</b> Yes <input type="radio"/> No <input type="radio"/>	Yes <input type="radio"/> No <input type="radio"/>	Yes <input type="radio"/> No <input type="radio"/>	Yes <input type="radio"/> No <input type="radio"/>	Yes <input type="radio"/> No <input type="radio"/>
(Ask 72C for each person with a "Yes" in 72B) <b>72C. How much assistance did ... receive during 1990?</b>	\$ <input type="text"/> 0 0 0 0 0 I I I I I 2 2 2 2 2 3 3 3 3 3 4 4 4 4 4 <input checked="" type="checkbox"/> 5 5 5 5 5 6 6 6 6 6 7 7 7 7 7 8 8 8 8 8 9 9 9 9 9	\$ <input type="text"/> 0 0 0 0 0 I I I I I 2 2 2 2 2 3 3 3 3 3 4 4 4 4 4 <input checked="" type="checkbox"/> 5 5 5 5 5 6 6 6 6 6 7 7 7 7 7 8 8 8 8 8 9 9 9 9 9	\$ <input type="text"/> 0 0 0 0 0 I I I I I 2 2 2 2 2 3 3 3 3 3 4 4 4 4 4 <input checked="" type="checkbox"/> 5 5 5 5 5 6 6 6 6 6 7 7 7 7 7 8 8 8 8 8 9 9 9 9 9	\$ <input type="text"/> 0 0 0 0 0 I I I I I 2 2 2 2 2 3 3 3 3 3 4 4 4 4 4 <input checked="" type="checkbox"/> 5 5 5 5 5 6 6 6 6 6 7 7 7 7 7 8 8 8 8 8 9 9 9 9 9
<b>73. Sometimes people forget about small amounts of income, or income received for only part of the year. Did anyone in this household receive income from:</b> <b>73A. Hobbies, home businesses, farms, or business interests not already covered?</b> Yes <input type="radio"/> No <input type="radio"/> (If "Yes" marked in any, ask 73B, otherwise go to next page) <b>Any unemployment compensation, welfare, or any other money income not already covered?</b> Yes <input type="radio"/> <b>7</b> <input checked="" type="checkbox"/> No <input type="radio"/>	<b>OFFICE USE ONLY</b> <input type="radio"/> I 0 I 2 3 4 5 6 7 8 9	<b>OFFICE USE ONLY</b> <input type="radio"/> I 0 I 2 3 4 5 6 7 8 9	<b>OFFICE USE ONLY</b> <input type="radio"/> I 0 I 2 3 4 5 6 7 8 9	<b>OFFICE USE ONLY</b> <input type="radio"/> I 0 I 2 3 4 5 6 7 8 9
<b>73B. Who received this income? (Anyone else?)</b> Yes <input type="radio"/> No <input type="radio"/>	Yes <input type="radio"/> No <input type="radio"/>	Yes <input type="radio"/> No <input type="radio"/>	Yes <input type="radio"/> No <input type="radio"/>	Yes <input type="radio"/> No <input type="radio"/>
(Complete 73C & 73D for each person with a "Yes" in 73B) <b>73C. What was the source of this income? (Specify)</b>				
<b>73D. How much did ... receive (Alltogether) in 1990?</b> (Go to 73C for next person with "Yes" in 73B or go to next page)	\$ <input type="text"/> 0 0 0 0 0 I I I I I 2 2 2 2 2 3 3 3 3 3 4 4 4 4 4 <input checked="" type="checkbox"/> 5 5 5 5 5 6 6 6 6 6 7 7 7 7 7 8 8 8 8 8 9 9 9 9 9	\$ <input type="text"/> 0 0 0 0 0 I I I I I 2 2 2 2 2 3 3 3 3 3 4 4 4 4 4 <input checked="" type="checkbox"/> 5 5 5 5 5 6 6 6 6 6 7 7 7 7 7 8 8 8 8 8 9 9 9 9 9	\$ <input type="text"/> 0 0 0 0 0 I I I I I 2 2 2 2 2 3 3 3 3 3 4 4 4 4 4 <input checked="" type="checkbox"/> 5 5 5 5 5 6 6 6 6 6 7 7 7 7 7 8 8 8 8 8 9 9 9 9 9	\$ <input type="text"/> 0 0 0 0 0 I I I I I 2 2 2 2 2 3 3 3 3 3 4 4 4 4 4 <input checked="" type="checkbox"/> 5 5 5 5 5 6 6 6 6 6 7 7 7 7 7 8 8 8 8 8 9 9 9 9 9

NAME (Optional)	Page 3	Page 4	Page 5	Page 6
74. There are several government programs which provide medical care or help pay medical bills. During 1990 was anyone in this household covered by: 74A. Medicare (for the disabled and elderly)? Yes <input type="radio"/> No <input type="radio"/> (Skip to 74C)				
74B. Who was that? (Anyone else?)	Yes <input type="radio"/> No <input type="radio"/>	Yes <input type="radio"/> No <input type="radio"/>	Yes <input type="radio"/> No <input type="radio"/>	Yes <input type="radio"/> No <input type="radio"/>
74C. Medicaid (for the needy)? Yes <input type="radio"/> No <input type="radio"/> (Skip to 74E)				
74D. Who was that? (Anyone else?)	Yes <input type="radio"/> No <input type="radio"/>	Yes <input type="radio"/> No <input type="radio"/>	Yes <input type="radio"/> No <input type="radio"/>	Yes <input type="radio"/> No <input type="radio"/>
74E. CHAMPUS, VA, or military health care? Yes <input type="radio"/> No <input type="radio"/> (Skip to 75A)				
74F. Who was that? (Anyone else?)	Yes <input type="radio"/> No <input type="radio"/>	Yes <input type="radio"/> No <input type="radio"/>	Yes <input type="radio"/> No <input type="radio"/>	Yes <input type="radio"/> No <input type="radio"/>
75A. Other than government sponsored policies, health insurance can be obtained privately or through a current or former employer or union. Was anyone in this household covered by health insurance of this type at any time during 1990? Yes <input type="radio"/> No <input type="radio"/> (Skip to 76)				
75B. Who was that? (Anyone else?)	Yes <input type="radio"/> No <input type="radio"/>	Yes <input type="radio"/> No <input type="radio"/>	Yes <input type="radio"/> No <input type="radio"/>	Yes <input type="radio"/> No <input type="radio"/>
(Complete 75C for each person with a "Yes" in 75B) 75C. Was ...'s health insurance coverage from a plan in ...'s own name?	Yes <input type="radio"/> (Ask 75D) No <input type="radio"/> (Go to next person with a "Yes" in 75B or Skip to 76)	Yes <input type="radio"/> (Ask 75D) No <input type="radio"/> (Go to next person with a "Yes" in 75B or Skip to 76)	Yes <input type="radio"/> (Ask 75D) No <input type="radio"/> (Go to next person with a "Yes" in 75B or Skip to 76)	Yes <input type="radio"/> (Ask 75D) No <input type="radio"/> (Go to next person with a "Yes" in 75B or Skip to 76)
75D. Was this health insurance plan offered through ...'s current or former employer or union?	Yes <input type="radio"/> (Ask 75E) No <input type="radio"/> (Skip to 75F)	Yes <input type="radio"/> (Ask 75E) No <input type="radio"/> (Skip to 75F)	Yes <input type="radio"/> (Ask 75E) No <input type="radio"/> (Skip to 75F)	Yes <input type="radio"/> (Ask 75E) No <input type="radio"/> (Skip to 75F)
75E. Did ...'s employer or union pay for all, part, or none of the cost of this plan?	All <input type="radio"/> Part <input type="radio"/> None <input type="radio"/>	All <input type="radio"/> Part <input type="radio"/> None <input type="radio"/>	All <input type="radio"/> Part <input type="radio"/> None <input type="radio"/>	All <input type="radio"/> Part <input type="radio"/> None <input type="radio"/>
75F. What other persons were covered by this health insurance policy? (Mark all that apply) (Go to 75C for next person with "Yes" in 75B or go to 76)	Spouse <input type="radio"/> Child(ren) in household <input type="radio"/> Child(ren) not in the household <input type="radio"/> Other <input type="radio"/> No one <input type="radio"/>	Spouse <input type="radio"/> Child(ren) in household <input type="radio"/> Child(ren) not in the household <input type="radio"/> Other <input type="radio"/> No one <input type="radio"/>	Spouse <input type="radio"/> Child(ren) in household <input type="radio"/> Child(ren) not in the household <input type="radio"/> Other <input type="radio"/> No one <input type="radio"/>	Spouse <input type="radio"/> Child(ren) in household <input type="radio"/> Child(ren) not in the household <input type="radio"/> Other <input type="radio"/> No one <input type="radio"/>
76. CHECK ITEM Who worked last year? (Yes in 29A or 29B)	Yes <input type="radio"/> No <input type="radio"/>	Yes <input type="radio"/> No <input type="radio"/>	Yes <input type="radio"/> No <input type="radio"/>	Yes <input type="radio"/> No <input type="radio"/>
(Complete 76A-76B for each person with "Yes" in 76) 76A. Other than Social Security did the (any) employer or union that ... worked for in 1990 have a pension or other type of retirement plan for any of its employees?	Yes <input type="radio"/> (Ask 76B) No <input type="radio"/> (Go to next person with "Yes" in 76 or Skip to 77 on page 1)	Yes <input type="radio"/> (Ask 76B) No <input type="radio"/> (Go to next person with "Yes" in 76 or Skip to 77 on page 1)	Yes <input type="radio"/> (Ask 76B) No <input type="radio"/> (Go to next person with "Yes" in 76 or Skip to 77 on page 1)	Yes <input type="radio"/> (Ask 76B) No <input type="radio"/> (Go to next person with "Yes" in 76 or Skip to 77 on page 1)
76B. Was ... included in that plan? (Go to 76A for next person with "Yes" in item 76 or Skip to item 77 on Page 1)	Yes <input type="radio"/> No <input type="radio"/>	Yes <input type="radio"/> No <input type="radio"/>	Yes <input type="radio"/> No <input type="radio"/>	Yes <input type="radio"/> No <input type="radio"/>
NOTES:				





# APPENDIX E

## Specific Metropolitan Identifiers

The specific metropolitan identifiers on this file are based on the Office of Management and Budget's June 30, 1984 definitions and are ranked according to Census Bureau population estimates for July 1, 1983. Identification of CMSA's is based on the CMSA/MSA rank code (see List 1) or the CMSA FIPS Code (see List 5). MSA's can be identified by using either the CMSA/MSA rank code (List 1) or the FIPS MSA/PMSA code (List 4). PMSA's can be identified by either the FIPS MSA/PMSA code (List 4) or a combination

of the CMSA/MSA rank codes and the PMSA rank code (List 2). Identification of Individual central cities is based on a combination of codes (See List 3). Individual central cities are identified by the appropriate central city code and the FIPS MSA/PMSA code or the appropriate central city code, the CMSA/MSA rank code, and, if necessary, the PMSA rank code. Some examples of the proper coding of specific metropolitan areas are given below.

<u>AREA</u>	<u>CMSA/ MSA RANK (HG-MSAR)</u>	<u>PMSA RANK CODE (HG-PMSA)</u>	<u>INDIVIDUAL CENTRAL CITY CODE (INDCCODE)</u>	<u>FIPS MSA/PMSA CODE (HG-MSAC)</u>
	List 1	List 2	List 3	List 4
Dallas-Fort Worth, TX CMSA	010	N/C	N/C	N/C
Fort Worth-Arlington, TX PMSA	010	02	N/C	N/C
OR	N/C	N/C	N/C	2800
Fort Worth, TX Central City	010	02	1	N/C
OR	N/C	N/C	1	2800
Phoenix, AZ MSA	023	N/C	N/C	N/C
OR	N/C	N/C	N/C	6200
Mesa, AZ Central City	023	N/C	2	N/C
OR	N/C	N/C	2	6200
Burlington, VT MSA	224	N/C	N/C	N/C
OR	H/C	N/C	N/C	1305

N/C = No Code Required

### NOTES:

- Do not attempt to tally CMSA totals by summing identified PMSA's. The specific PMSA identification for some PMSA's is suppressed while the specific CMSA for those areas is available. The New Hampshire portion of the Boston CMSA is an example of this. While specific identification of Nashua and the Lawrence-Haverill and Lowell portions is suppressed, all areas are coded as being in the Boston CMSA.
- Many of the smaller metropolitan areas in sample do not contain central city/balance breakdowns and hence, are coded "not identifiable" in the household central city metropolitan statistical area residence status code (HCCC-R). It is recommended that this code in conjunction with the modified household metropolitan statistical area residence status code (HMSA-R) be used for tallying metropolitan residence status for national and other grouped data. The HG in each listing refers to Household Geographic.



LIST 1: CMSA/MSA 1983 RANK CODES (HG-MSAR)

<u>CMSA/ MSA RANK CODE (HG-MSAR)</u>	<u>FIPS MSA/ PMSA CODE (HG-MSAC)</u>	<u>CMSA/MSA TITLE</u>
001		New York-New Jersey-Long Island, NY-NJ CMSA
002		Los Angeles-Anaheim-Riverside, CA CMSA
003		Chicago-Gary-Lake County, IL-IN-WI CMSA (Wisconsin portion not in sample)
004		Philadelphia-Wilmington-Trenton, PA-NJ-DE-MD CMSA (Maryland portion suppressed)
005		San Francisco-Oakland-San Jose, CA CMSA
006		Detroit-Ann Arbor, MI CMSA
007		Boston-Lawrence-Salem, MA-NH CMSA
000		Houston-Galveston-Brazoria, TX CMSA
009	0040	Washington, DC-VA MSA
010		Dallas-Fort Worth, TX CMSA
011		Cleveland-Akron-Lorain, OH CMSA
012		Miami-Fort Lauderdale, FL CMSA
013		Pittsburgh-Deaver Valley, PA CMSA
014		St. Louis, MO-IL CMSA
015	0520	Atlanta, GA MSA
016	0720	Baltimore, MD MSA
017	5120	Minneapolis-St. Paul, MN-WI MSA (Wisconsin portion not identified)
018		Seattle-Tacoma, WA CMSA
019	7320	San Diego, CA MSA
020	0280	Tampa-St. Petersburg-Clearwater, FL MSA
021		Denver-Boulder, CO CMSA
022		Cincinnati-Hamilton, OH-KY-IN CMSA (Indiana portion not identified)
023	6200	Phoenix, AZ MSA
024		Milwaukee-Racine, WI CMSA
025	3760	Kansas City, MO-KS MSA
026		Portland-Vancouver, OR-WA CMSA
027	5560	New Orleans, LA MSA
020	1040	Columbus, OH MSA
029	5720	Norfolk-Virginia Beach-Newport News, VA MSA
030		Buffalo-Niagara Falls, NY CMSA
031	6920	Sacramento, CA MSA
032	3480	Indianapolis, IN MSA
033	7240	San Antonio, TX MSA
034		Providence-Pawtucket-Fall River, RI-MA CMSA
035	1520	Charlotte-Gastonia-Rock Hill, NC-SC MSA
036		Hartford-New Britain-Middletown, CT CMSA
037	7160	Salt Lake City-Ogden, UT MSA
030	6840	Rochester, NY MSA
039	5880	Oklahoma City, OK MSA
040	4520	Louisville, KY-IN MSA
041	2000	Dayton-Springfield, OH MSA
042	4920	Memphis, TN-AR-MS MSA (Arkansas and Mississippi portions not identified)
043	1000	Birmingham, AL MSA
044	5360	Nashville, TN MSA

<u>CMSA/ MSA RANK CODE (HG-MSAR)</u>	<u>FIPS MSA/ PMSA CODE (HG-MSAC)</u>	<u>CMSA/MSA TITLE</u>
045	3120	Greenboro-Winston Salem-High Point, NC MSA
046	0160	Albany-Schenectady-Troy NY MSA
047	3320	Honolulu, HI MSA
048	5960	Orlando, FL MSA
049	6760	Richmond-Petersburg, VA MSA (Dinwiddie and Prince George counties and Colonial Heights, Hopewell, and Petersburg cities not in sample)
050	3600	Jacksonville, FL MSA
051	7560	Scranton-Wilkes Barre, PA MSA (Monroe county not in sample)
052	0560	Tulsa, OK MSA
053	8960	West Palm Beach-Boca Raton-Delray Beach, FL MSA
054	8160	Syracuse, NY MSA
055	0240	Allentown-Bethlehem, PA-NJ MSA (New Jersey portion not identified)
056	0640	Austin, TX MSA
057	3000	Grand Rapids, MI MSA
058	8400	Toledo, OH MSA
059	5920	Omaha, NE-IA MSA (Iowa portion not identified)
060	6640	Raleigh-Durham, NC MSA
061	3160	Greenville-Spartanburg, SC MSA
062	3840	Knoxville, TN MSA
063	8520	Tucson, AZ MSA
064	3240	Harrisburg-Lebanon-Carlisle, PA MSA (Lebanon county not in sample)
065	2840	Fresno, CA MSA
066	0760	Baton Rouge, LA MSA
067	9320	Youngstown-Warren, OH MSA
068	4120	Las Vegas, NV MSA
069	8000	Springfield, MA MSA
070	2320	El Paso, TX MSA
071	5480	New Haven-Meriden, CT MSA
072	4400	Little Rock-North Little Rock, AR MSA
073	1440	Charleston, SC MSA
074	5160	Mobile, AL MSA (Baldwin county not in sample)
075	0680	Bakersfield, CA MSA
076	3660	Johnson City-Kingsport-Bristol, TN-VA MSA (Virginia portion not identified)
077	2640	Flint, MI MSA
078	0200	Albuquerque, NM MSA
079	9040	Wichita, KS MSA
080	1760	Columbia, SC MSA
081	1560	Chattanooga, TN-GA MSA (Marion and Sequatchie counties Tennessee not in sample)
082	6960	Saginaw-Bay City-Midland, MI MSA
083	4040	Lansing-East Lansing, MI MSA
084	9240	Worcester, MA MSA
085	1320	Canton, OH MSA
086	0840	Beaumont-Port Arthur, TX MSA
087	9280	York, PA MSA
088	1960	Davenport-Rock Island-Moline, IA-IL MSA
089	8120	Stockton, CA MSA
090	2120	Des Moines, IA MSA (Dallas county not in sample)
091	4000	Lancaster, PA MSA

<u>CMSA/ MSA RANK CODE (HG-MSAR)</u>	<u>FIPS MSA/ PMSA CODE (HG-MSAC)</u>	<u>CMSA/MSA TITLE</u>
092	3560	Jackson, MS MSA
093	6120	Peoria, IL MSA
094	0600	Augusta, GA-SC, MSA
095	1880	Corpus Christi, TX MSA
096	7680	Shreveport, LA MSA
097	2760	Fort Wayne, IN MSA
098	7840	Spokane, WA MSA
099	3980	Lakeland-Winter Haven, FL MSA
100	1720	Colorado Springs, CO MSA
101	3400	Huntington-Ashland, WV-KY-OH MSA (Kentucky and Ohio portions not identified)
102	4720	Madison, WI MSA
103	4880	McAllen-Edinburg-Mission, TX MSA
104	4200	Lexington-Fayette, KY MSA
105	8680	Utica-Rome, NY MSA
106	7480	Santa Barbara-Santa Maria-Lompoc, CA MSA
107	6680	Reading, PA MSA
108	6080	Pensacola, FL MBA
109	7120	Salinas-Seaside-Monterey, CA MSA
110	4900	Melbourne-Titusville-Palm Bay, FL MSA
111	0460	Appleton-Oshkosh-Neenah, WI MSA
112	2020	Daytona Beach, FL MSA
113	5170	Modesto, CA MSA
115	5240	Montgomery, AL MSA
116	2360	Erie, PA MSA
117	6880	Rockford, IL MSA
118	2440	Evansville, IN-KY MSA (Kentucky portion not identified)
119	4600	Macon-Warner Robins, GA MSA
120	1400	Charleston, WV MSA
121	2400	Eugene-Springfield, OR MSA
122	0960	Binghamton, NY MSA
123	8700	Visalia-Tulare-Porterville, CA MSA
124	3680	Johnstown, PA MSA
125	2240	Duluth, MN-WI MSA (Wisconsin portion not identified)
126	5520	New London-Norwich, CT-RI MSA (Rhode Island portion suppressed)
127	7000	Salem, OR MSA
128	6460	Poughkeepsie, NY MSA
129	2560	Fayetteville, NC MSA
130	1800	Columbus, GA-AL MSA (Alabama portion not in sample)
131	2700	Fort Myers, FL MSA
132	7000	South Bend-Mishawaka, IN MSA
133	6520	Provo-Orem, UT MSA (Central City portion only identified)
134	1240	Brownsville-Harlingen, TX MSA
135	7520	Savannah, GA MSA
136	7510	Sarasota, FL MSA
137	6000	Roanoke, VA MSA
138	4600	Lubbock, TX MSA
139	3080	Lafayette, LA MSA
140	3810	Killeen-Temple, TX MSA
141	7920	Springfield, MO MSA
142	3720	Kalamazoo, MI MSA
143	0300	Anchorage, AK MSA

<u>CMSA/ MSA RANK CODE (HG-MSAR)</u>	<u>FIPS MSA/ PMSA CODE (HG-MSAC)</u>	<u>CMSA/MSA TITLE</u>
144	6720	Reno, NV MSA (Central City portion only identified)
145	3290	Hickory, NC MSA
146	3440	Huntsville, AL MSA
147	8000	Waterbury, CT MSA
148	8240	Tallahassee, FL MSA
149	6450	Portsmouth-Dover-Rochester, NH-ME MSA (Maine portion not entirely in sample and it is not identified)
150	6400	Portland, ME MSA
151	4360	Lincoln, NE MSA
152	0920	Biloxi-Gulfport, MS MSA
153	3350	Houma-Thibodaux, LA MSA
154	7080	Springfield, IL MSA
156	1000	Boise City, ID MSA
157	2900	Gainesville, FL MSA
150	9000	Wheeling, WV-OH MSA (Ohio portion not identified)
161	8000	Waco, TX MSA
163	3960	Lake Charles, LA MSA
164	1360	Cedar Rapids, IA MSA
165	5400	New Bedford, MA MSA
166	1400	Champaign-Urbana-Rantoul, IL MSA
169	2720	Fort Smith, AR-OK MSA (Oklahoma portion not in sample)
170	1140	Bradenton, FL MBA
171	0480	Asheville, NC MSA
172	0870	Benton Harbor, MI MSA
173	8920	Waterloo-Cedar Falls, IA MSA
174	2670	Fort Collins-Loveland, CO MBA
178	8440	Topeka, KS MSA (Central City portion only identified)
179	1620	Chico, CA MSA
180	5320	Muskegon, MI MSA
181	4320	Lima, OH MSA
184	5790	Ocala, FL MSA
185	3520	Jackson, MS MSA
186	5200	Monroe, LA MSA
192	8600	Tuscaloosa, AL MSA
193	0780	Battle Creek, MI MSA
194	0405	Anderson, SC MSA
197	5910	Olympia, WA MSA
198	8320	Terre Haute, IN MSA
199	2650	Florence, AL MSA
201	0280	Altoona, PA MSA
202	0400	Anderson, IN MSA
203	4760	Manchester, NH MSA
204	4890	Medford, OR MBA
207	3710	Joplin, MO MSA
209	4800	Mansfield, OH MSA
211	7610	Sharon, PA MSA
216	6560	Pueblo, CO MSA
219	4200	Lawton, OK MSA
221	1040	Bloomington-Normal, IL MSA
222	2750	Fort Walton Beach, FL MSA
224	1305	Burlington, VT MSA
225	9140	Williamsport, PA MSA
226	7720	Sioux City, IA-NE MSA (Nebraska portion not in sample)

<u>CMSA/ MSA RANK CODE (HG-MSAR)</u>	<u>FIPS MSA/ PMSA CODE (HG-MSAC)</u>	<u>CMSA/MSA TITLE</u>
231	7760	Sioux Falls, SD MSA
233	2655	Florence, SC MSA
240	0860	Bellingham, WA MSA
242	9340	Yuba City, CA MSA
246	1740	Colombia, MO MSA
247	2880	Gadsden, AL MSA
248	2580	Fayetteville-Springdale, AR MSA
252	3740	Kankakee, IL MSA





**LIST 2: PMSA 1983 RANK CODES (HG-PMSA)**

Note: The PMSA Rank is assigned based on a PMSA's population when compared to other PMSA's within the parent CMSA.

<u>CMSA RANK CODE (HG-MSAR)</u>	<u>PMSA RANK CODE (HG-PMSA)</u>	<u>FIPS MSA PMSA CODE (HG-MSAC)</u>	<u>PMSA TITLE</u>
001	01	5600	New York, NY
	02	5380	Nassau-Suffolk, NY
	03	5640	Newark, NJ
	04	0875	Bergen-Passaic, NJ
	05	5015	Middlesex-Somerset-Hunterdon, NJ
	06	5190	Monmouth-Ocean, NJ
	07	3640	Jersey City, NJ
	00	1160	Bridgeport-Milford, CT
	09	5950	Orange County, NY
	10	8040	Stamford, CT
	11	1930	Danbury, CT
	12	5760	Norwalk, CT
002	01	4480	Los Angeles-Long Beach, CA
	02	0360	Anaheim-Santa Ana, CA
	03	6700	Riverside-San Bernardino, CA
	04	6000	Oxnard-Ventura, CA
003	01	1600	Chicago, IL
	02	2960	Gary-Hammond, IN
	03	3965	Lake County, IL
	04	3690	Joliet, IL
	05	0620	Aurora-Elgin, IL
004	01	6160	Philadelphia, PA-NJ
	02	9160	Wilmington, DE-NJ-MD (New Jersey portion not identified, Maryland portion suppressed.)
	03	8400	Trenton, NJ
005	01	5775	Oakland, CA
	02	7360	San Francisco, CA
	03	7400	San Jose, CA
	04	8720	Vallejo-Fairfield-Napa, CA
	05	7500	Santa Rosa-Petaluma, CA
	06	7485	Santa Cruz, CA
006	01	2160	Detroit, MI
	02	0440	Ann Arbor, MS
007	01	1120	Boston, MA
	02	4160	Lawrence-Haverill, MA-NH (New Hampshire portion not identified)
	03	7090	Salem-Gloucester, MA
	04	4560	Lowell, MA-NH (New Hampshire portion not identified)
	05	1200	Brockton, MA
008	01	3360	Houston, TX
	02	2920	Galveston-Texas City, TX
	03	1145	Brazoria, TX
010	01	1920	Dallas, TX
	02	2800	Fort Worth-Arlington, TX
011	01	1680	Cleveland, OH
	02	0080	Akron, OH

<u>CMSA</u> <u>RANK</u> <u>CODE</u> <u>(HG-MSAR)</u>	<u>PMSA</u> <u>RANK</u> <u>CODE</u> <u>(HG-PMSA)</u>	<u>FIPS</u> <u>MSA</u> <u>PMSA</u> <u>CODE</u> <u>(HG-MSAC)</u>	<u>PMSA TITLE</u>
	03	4440	*Lorain-Elyria, OH
012	01	5000	Miami-Hialeah, FL
	02	2600	Fort Lauderdale-Hollywood-Pompano Beach, FL
013	01	6280	Pittsburgh, PA
	02	0845	Beaver County, PA
014	01	7040	St. Louis, MO-IL (Illinois portion not identified)
018	01	7600	Seattle, WA
	02	8200	Tacoma, WA
021	01	2080	Denver, CO
	02	1125	Boulder-Longmont, CO
022	01	1640	Cincinnati, OH-KY-IN (Indiana portion not identified)
	02	3200	Hamilton-Middletown, OH
024	01	5080	Milwaukee, WI
	02	6600	Racine, WI
026	01	6440	Portland, OR
	02	8725	Vancouver, WA
030	01	1200	Buffalo, NY
	02	5700	Niagara Falls, NY
034	01	6400	Providence, RI
	02	6060	Pawtuckett-Woonsocket-Attleboro, RI-MA (Rhode Island-Central City portion only identified)
036	01	3200	Hartford, CT
	02	5440	New Britain, CT

LIST 3: INDIVIDUAL CENTRAL CITY CODES (INDCCODE)

<u>CMSA/MSA RANK CODE (HG-MSAR)</u>	<u>PMSA RANK CODE (HG-PMSA)</u>	<u>INDIVIDUAL CENTRAL CITY CITY CODE (INDCCODE)</u>	<u>CITY</u>	
001	03	1	Newark, NJ	
		2	Elizabeth, NJ	
002	01	1	Los Angeles, CA	
		2	Long Beach, CA	
		3	Pasadena, CA	
		0	Others	
		02	1	Anaheim, CA
			2	Santa Ana, CA
003	01	03	1	Riverside, CA
			0	Others
		02	1	Chicago, IL
			0	Others
005	01	02	Gary, IN	
		0	Others	
006	01	1	Oakland, CA	
		0	Others	
007	01	1	Detroit, MI	
		0	Others	
010	01	1	Boston, MA	
		0	Others	
		02	1	Dallas, TX
			0	Others
012	01	1	Fort Worth, TX	
		2	Arlington, TX	
		01	1	Miami, FL
			0	Others
		02	1	Fort Lauderdale, FL
			0	Others
017	-	1	Minneapolis, MN	
		0	Others	
020	-	1	Tampa, FL	
		0	Others	
023	-	1	Phoenix, AZ	
		2	Mesa, AZ	
		0	Others	
029	-	1	Norfolk, VA	
		2	Virginia Beach, VA	
		3	Newport News, VA	
		4	Hampton, VA	
		0	Others	
045	-	1	Greensboro, NC	
		0	Others	
046	-	1	Albany, NY	
		0	Others	
060	-	1	Raleigh, NC	
		0	Others	
069	-	1	Springfield, MA	
		0	Others	



LIST 4: FIPS MSA/PMSA CODES (HG-MSAC)

<u>CMSA/ MSA RANK CODE (HG-MSAR)</u>	<u>PMSA RANK CODE (HG-PMSA)</u>	<u>FIPS MSA/ PMSA CODE (HG-MSAC)</u>	<u>MSA/PMSA TITLE</u>
011	02	0080	Akron, OH, PMSA
046		0160	Albany-Schenectady-Troy, NY MSA
078		0200	Albuquerque, NM MSA
055		0240	Allentown-Bethlehem, PA-NJ MSA (New Jersey portion not identified)
201		0280	Altoona, PA MSA
002	02	0360	Anaheim-Santa Ana, CA PMSA
143		0380	Anchorage, AK MSA
202		0400	Anderson, IN MSA
194		0405	Anderson, SC MSA
006	02	0440	Ann Arbor, MI PMSA
111		0460	Appleton-Oshkosh-Neenaht, WI MSA
171		0480	Asheville, NC MSA
015		0520	Atlanta, GA MSA
094		0600	Augusta, GA-SC MSA
003	05	0620	Aurora-Elgin, IL PMSA
056		0640	Austin, TX MSA
075		0680	Bakersfield, CA MSA
016		0720	Baltimore, MD MSA
066		0760	Baton Rouge, LA MSA
193		0780	Battle Creek, MI MSA
086		0840	Beaumont-Port Arthur, FL MSA
013	02	0845	Beaver County, PA PMSA
240		0860	Bellingham, WA MSA
172		0870	Benton Harbor, MI MSA
001	04	0875	Bergen-Passaic, NJ PMSA
152		0920	Biloxi-Gulfport, MS MSA
122		0960	Binghamton, NY MSA
043		1000	Birmingham, AL MSA
221		1040	Bloomington-Normal, IL MSA
156		1080	Boise City, ID MSA
007	01	1120	Boston, MA PMSR
021	02	1125	Boulder-Longmont, CO PMSA
170		1140	Bradenton, FL MSA
008	03	1145	Brazoria, TX PMSA
001	08	1160	Bridgeport-Milford, CT PMSA
007	05	1200	Brockton, MA PMSA
134		1240	Brownsville-Harlingen, TX MSA
030	01	1280	Buffalo, NY PMSA
224		1305	Burlington, VT MSA
085		1320	Canton, OH MSA
164		1360	Cedar Rapids, IA MSA
166		1400	Champaign-Urbana-Rantoul, IL MSA
073		1440	Charleston, SC MSA
120		1480	Charleston, WV MSA
035		1520	Charlotte-Gastonia-Rock Hill, NC-SC MSA
081		1560	Chattanooga, TN-A MSA (Marion and Sequatchie counties Tennessee not in sample)

<u>CMSA/ MSA RANK CODE (HG-MSAR)</u>	<u>PMSA RANK CODE (HG-PMSA)</u>	<u>FIPS MSA/ PMSA CODE (HG-MSAC)</u>	<u>MSA/PMSA TITLE</u>
003	01	1600	Chicago, IL PMSA identified)
179		1620	Chico, CA MSA
022	01	1640	Cincinnati, OH-KY-IN PMSA (Indiana portion not identified)
011	01	1680	Cleveland, OH PMSA
100		1720	Colorado Springs, CO MSA
246		1740	Colombia, MO MSA
080		1760	Columbia, SC MSA
130		1800	Columbus, GA-AL MSA (Alabama portion not in sample)
020	-	1840	Columbus, OH MSA
095		1880	Corpus Christi, TX MSA
010	01	1920	Dallas, TX PMSA
001	11	1930	Danbury, CT PMSR
088		1960	Davenport-Rock Island-Moline, IA-IL MSA
041		2000	Dayton-Springfield, OH MSA
112		2020	Daytona Beach, FL MSA
021	01	2080	Denver, CO PMSA
090		2120	Des Moines, IA MSA (Dallas County not in sample)
006	01	2160	Detroit, MI PMSA
125		2240	Duluth, MN-WI MSA (Wisconsin portion not identified)
070		2320	El Paso, TX MSA
116		2360	Erie, PA MSA
121		2400	Eugene-Springfield, OR MSA
118		2440	Evansville, IN-KY MSA (Kentucky portion not identified)
129		2560	Fayetteville, NC MSA
248		2580	Fayetteville-Springdale, AR MSA
077		2640	Flint, MI MSA
199		2650	Florence, AL MSA
233		2655	Florence, SC MSA
174		2670	Fort Collins-Loveland, CO MSA
012	02	2680	Fort Lauderdale-Hollywood-Pompano Beach, FL PMSA
131		2700	Fort Myers, FL MSA
169		2720	Fort Smith, AR-OK MSA (Oklahoma portion not in sample)
222		2750	Fort Walton Beach, FL MSA
097		2760	Fort Wayne, IN MSA
010	02	2800	Fort Worth-Arlington, TX PMSA
065		2840	Fresno, CA MSA
247		2880	Gadsden, AL MSA
157		2900	Gainesville, FL MSA
008	02	2920	Galveston-Texas City, TX PMSA
003	02	2960	Gary-Hammond, IN PMSA
057		3000	Grand Rapids, MI MSA
045		3120	Greenboro-Winston Salem-High Point, NC MSA
061		3160	Greenville-Spartanburg, SC MSA
022	02	3200	Hamilton-Middletown, OH PMSA
064		3240	Harrisburg-Lebanon-Carlisle, PA MSA (Lebanon County not in sample)

<u>CMSA/ MSA RANK CODE (HG-MSAR)</u>	<u>PMSA RANK CODE (HG-PMSA)</u>	<u>FIPS MSA/ PMSA CODE (HG-MSAC)</u>	<u>MSA/PMSA TITLE</u>
036	01	3280	Hartford, CT PMSA
145		3290	Hickory, NC MSA
047		3320	Honolulu, HI MSA
153		3350	Houma-Thibodaux, LA MSA
008	01	3360	Houston, TX PMSA
101		3400	Huntington-Ashland, WV-KY-OH MSA (Kentucky and Ohio portions not identified)
146		3440	Huntsville, AL MSA
032		3480	Indianapolis, IN MSA
185		3520	Jackson, MI MSA
092		3560	Jackson, MS MSA
050		3600	Jacksonville, FL MSA
001	07	3640	Jersey City, NJ PMSA
076		3660	Johnson City-Kingsport-Bristol, TN-VA MSA (Virginia portion not identified)
124		3680	Johnstown, PA MSA
003	04	3690	Joliet, IL PMSA
207		3710	Joplin, MO MSA
142		3720	Kalamazoo, MI MSA
252		3740	Kankakee, IL MSA
025		3760	Kansas City, MO-KS MSA
140		3810	Killeen-Temple, TX MSA
062		3840	Knoxville, TN MSA
139		3880	Lafayette, LA MSA
163		3960	Lake Charles, LA MSA
003	03	3965	Lake County, IL PMSA
099		3980	Lakeland-Winter Haven, FL MSA
091		4000	Lancaster, PA MSA
083		4040	Lansing-East Lansing, MI MSA
060		4120	Las Vegas, NV MSA
007	02	4160	Lawrence-Haverill, MA-NH PMSA (New Hampshire portion not identified)
219		4200	Lawton, OK MSA
104		4280	Lexington-Fayette, KY MSA
181		4320	Lima, OH MSA
151		4360	Lincoln, NE MSA
072		4400	Little Rock-North Little Rock, AR MSA
011	03	4440	Lorain-Elyria, OH PMSA
002	01	4480	Los Angeles-Long Beach, CA PMSA
040		4520	Louisville, KY-IN MSA
007	04	4560	Lowell, MA-NH PMSA (New Hampshire portion not identified)
138		4600	Lubbock, TX MSA
119		4680	Macon-Warner Robins, GA MSA
102		4720	Madison, WI MSA
203		4760	Manchester, NH MSA
209		4800	Mansfield, OH MSA
103		4880	McAllen-Edinburg-Mission, TX MSA
204		4890	Medford, OR MSA
110		4900	Melbourne-Titusville-Palm Bay, FL MSA
042		4920	Memphis, TN-AR-MS MSA (Arkansas and Mississippi portions not identified)
012	01	5000	Miami-Hialeah, FL PMSA

<u>CMSA/ MSA RANK CODE (HG-MSAR)</u>	<u>PMSA RANK CODE (HG-PMSA)</u>	<u>FIPS MSA/ PMSA CODE (HG-MSAC)</u>	<u>MSA/PMSA TITLE</u>
001	05	5015	Middlesex-Somerset-Hunterdon, NJ PMSA
024	01	5080	Milwaukee, WI PMSA
017		5120	Minneapolis-St. Paul, MN-WI MSA (Wisconsin portion not identified)
074		5160	Mobile, AL MSA (Baldwin county not in sample)
113		5170	Modesto, CA MSA
001	06	5190	Monmouth-Ocean, NJ PMSA
106		5200	Monroe, LA MSA
115		5240	Montgomery, AL MSA
100		5320	Muskegon, MI MSA
044		5360	Nashville, TN MSA
001	02	5380	Nassau-Suffolk, NY PMSA
165		5400	New Bedford, MA MSA
036	02	5440	New Britain, CT PMSA
071		5480	New Haven-Meriden, CT MSA
126		5520	New London-Norwich, CT-RI MSA (Rhode Island portion suppressed)
027		5560	New Orleans, LA MSA
001	01	5600	New York, NY PMSA
001	03	5640	Newark, NJ PMSA
030	02	5700	Niagara Falls, NY PMSA
029		5720	Norfolk-Virginia Beach-Newport News, VA MSA
001	12	5760	Norwalk, CT PMSA
005	01	5775	Oakland, CA PMSA
184		5790	Ocala, FL MSA
039		5880	Oklahoma City, OK MSA
197		5910	Olympia, WA MSA
059		5920	Omaha, NE-IA MSA (Iowa portion not identified)
001	09	5950	Orange County, NY PMSA
048		5960	Orlando, FL MSA
002	04	6000	Oxnard-Ventura, CA PMSA
034	02	6060	Pawtucket-Woonsocket-Attleboro, RI-MA PMSA (Rhode Island Central City portion only identified)
100		6080	Pensacola, FL MSA
093		6120	Peoria, IL MSA
004	01	6160	Philadelphia, PA-NJ PMSA
023		6200	Phoenix, AZ MSA
013	01	6280	Pittsburgh, PA PMSA
150		6400	Portland, ME MSA
026	01	6440	Portland, OR PMSA
149		6450	Portsmouth-Dover-Rochester, NH-ME MSA (Maine portion not entirely in sample and it is not identified)
128		6460	Poughkeepsie, NY MSA
034	01	6480	Providence, RI PMSA
133		6520	Provo-Orem, UT MSA (Central City portion only identified)
216		6560	Pueblo, CO MSA
024	02	6600	Racine, WI PMSA
060		6640	Raleigh-Durham, NC MSA
107		6680	Reading, PA MSA
144		6720	Reno, NV MSA (Central City portion only identified)
049		6760	Richmond-Petersburg, VA MSA



<u>CMSA/ MSA RANK CODE (HG-MSAR)</u>	<u>PMSA RANK CODE (HG-PMSA)</u>	<u>FIPS MSA/ PMSA CODE (HG-MSAC)</u>	<u>MSA/PMSA TITLE</u>
			(Dinwiddie and Prince George counties and Colonial Heights, Hopewell, and Petersburg cities not in sample)
002	03	6780	Riverside-San Bernardino, CA PMSA
137		6800	Roanoke, VA MSA
038		6840	Rochester, NY MSA
117		6880	Rockford, IL MSA
031		6920	Sacramento, CA MSA
082		6960	Saginaw-Bay City-Midland, MI MSA
014	01	7040	St, Louis, FL PMSA (Illinois portion not identified)
127		7080	Salem, OR MSA
007	03	7090	Salem-Gloucester, MA PMSA
109		7120	Salinas-Seaside-Monterey, CA MSA
037		7160	Salt Lake City-Ogden, UT MSA
033		7240	San Antonio, TX MSA
019		7320	San Diego, CA MSA
005	02	7360	San Francisco, CA PMSA
005	03	7400	San Jose, CA PMSA
106		7480	Santa Barbara-Santa Maria-Lompoc, CA MSA
005	06	7485	Santa Cruz, CA PMSA
005	05	7500	Santa Rosa-Petaluma, CA PMSA
136		7510	Sarasota, FL MSA
135		7520	Savannah, GA MSA
051		7560	Scranton-Wilkes Barre, PA MSA (Monroe county not in sample)
018	01	7600	Seattle, WA PMSA
211		7610	Sharon, PA MSA
096		7680	Shreveport, LA MSA
226		7720	Sioux City, IA-NE MSA (Nebraska portion not in sample)
231		7760	Sioux Falls, SD MSA
132		7800	South Bend-Mishawaka, IN MSA
090		7840	Spokane, WA MSA
154		7880	Springfield, IL MSA
141		7920	Springfield, MO MSA
069		8000	Springfield, MA MSA
001	10	8040	Stamford, CT PMSA
089		8120	Stockton, CA MSA
054		8160	Syracuse, NY MSA
018	02	8200	Tacoma, WA PMSA
148		8240	Tallahassee, FL MSA
020		8280	Tampa-St, Petersburg-Clearwater, FL MSA
198		8320	Terre Haute, IN MSA
058		8400	Toledo, OH MSA
170		8440	Topeka, KS MSA (Central City portion only identified)
004	03	8480	Trenton, NJ PMSA
063		8520	Tucson, AZ MSA
052		8560	Tulsa, OK MSA
192		8600	Tuscaloosa, AL MSA
105		8680	Utica-Rome, NY MSA
005	04	8720	Vallejo-Fairfield-Napa, CA PMSA
026	02	8725	Vancouver, WA PMSA

<u>CMSA/ MSA RANK CODE (HG-MSAR)</u>	<u>PMSA RANK CODE (HG-PMSA)</u>	<u>FIPS MSA/ PMSA CODE (HG-MSAC)</u>	<u>MSA/PMSA TITLE</u>
123		8780	Visalia-Tulare-Porterville, CA MSA
161		8800	Waco, TX MSA
009		8840	Washington, DC-MD-VA MSA
147		8880	Waterbury, CT MSA
173		8920	Waterloo-Cedar Falls, IA MSA
053		8960	West Palm Beach-Boca Raton-Delray Beach, FL MSA
158		9000	Wheeling, WV-OH MSA (Ohio portion not identified)
079		9040	Wichita, KS MSA
225		9140	Williamsport, PA MSA
004	02	9160	Wilmington, DE-NJ-MD PMSA (New Jersey portion not identified, Maryland portion suppressed.)
004		9240	Worcester, MA MSA
087		9280	York, PA MSA
067		9320	Youngstown-Warren, OH MSA
242		9340	Yuba City, CA MSA

**List 5: CMSA CODES (HG-CMSA)**

<u>FIPS CODE</u> <u>(HG-CMSA)</u>	<u>CMSA TITLE</u>
07	Boston-Lawrence-Salem, MA-NH
10	Buffalo-Niagara Falls, NY
14	Chicago-Gary-Lake County, IL-IN-WI (Wisconsin portion not in sample)
21	Cincinnati-Hamilton, OH-KY-IN (Indiana portion not identified)
28	Cleveland-Akron-Lorain, OH
31	Dallas-Fort Worth, TX
34	Denver-Boulder, CO
35	Detroit-Ann Arbor, MI
41	Hartford-New Britain-Middletown, CT
42	Houston-Galveston-Brazoria, TX
47	Kansas City, MO-KS
56	Miami-Fort Lauderdale, FL
63	Milwaukee-Racine, WI
70	New York-Northern New Jersey-Long Island, NY-NJ-CT
77	Philadelphia-Wilmington-Trenton, PA-NJ-DE-MD (Maryland portion suppressed)
78	Pittsburgh-Beaver Valley, PA
79	Portland-Vancouver, OR-WA
80	Providence-Pawtucket-Fall River, RI-MA
91	Seattle-Tacoma, WA



# APPENDIX F

## Topcoding of Usual Hourly Earnings

This variable will be topcoded based on an individual's usual hours worked variable, if the individual's edited usual weekly earnings variable is \$999. The topcode is computed such

that the product of usual hours times usual hourly does not exceed an annualized wage of \$100,000 (\$1923.07 per week). Below is a list of the appropriate topcodes.

Hours	Topcode	Hours	Topcode
1	None	50	\$38.46
2	None	51	\$37.70
3	None	52	\$36.98
4	None	53	\$36.28
5	None	54	\$35.61
6	None	55	\$34.96
7	None	56	\$34.34
8	None	57	\$33.73
9	None	58	\$33.15
10	None	59	\$32.59
11	None	60	\$32.05
12	None	61	\$31.52
13	None	62	\$31.01
14	None	63	\$30.52
15	None	64	\$30.04
16	None	65	\$29.58
17	None	66	\$29.13
18	None	67	\$28.70
19	None	68	\$28.28
20	None	69	\$27.87
21	\$96.15	70	\$27.47
22	\$91.57	71	\$27.08
23	\$87.41	72	\$26.70
24	\$83.61	73	\$26.34
25	\$80.12	74	\$25.98
26	\$76.92	75	\$25.64
27	\$73.96	76	\$25.30
28	\$71.22	77	\$24.97
29	\$68.68	78	\$24.65
30	\$66.31	79	\$24.34
31	\$64.10	80	\$24.03
32	\$62.03	81	\$23.74
33	\$60.09	82	\$23.45
34	\$58.27	83	\$23.16
35	\$56.56	84	\$22.89
36	\$54.94	85	\$22.62
37	\$53.41	86	\$22.36
38	\$51.97	87	\$22.10
39	\$50.60	88	\$21.85
40	\$49.30	89	\$21.60
41	\$48.07	90	\$21.36
42	\$46.90	91	\$21.13
43	\$45.78	92	\$20.90
	\$44.72	93	\$20.67

Hours	Topcode	Hours	Topcode
44	\$43.70	94	\$20.45
45	\$42.73	95	\$20.24
46	\$41.80	96	\$20.03
47	\$40.91	97	\$19.82
48	\$40.06	98	\$19.62
49	\$39.24	99	\$19.42

# **APPENDIX G**

## **Source and Accuracy Statement**

The source and accuracy statement for the Current Population Survey, March, 1991 will be sent to users at a later date.





# APPENDIX H

## User Notes

This section will contain information relevant to the Current Population Survey, March 1991 file that becomes available after the file is released. The cover letter to the updated information should be filed behind this page.

User Notes will be sent to all users who (1) purchased their file (or technical documentation) from the Census Bureau and (2) returned the coupon on the following page.



# UPDATE INFORMATION

Additional information concerning this file  
may be available at a later date. If you wish to

receive the documentation supplements, please  
fill out the following coupon and mail to:

Data User Services Division  
Data Access and Use Staff  
Bureau of the Census  
Washington, DC 20233

\* \* \* \* \*

Name of File: **Current Population Survey, March 1991**

Please send me any information which might become available later concerning the file listed.

Name:

Address:

Phone:

