

CURRENT POPULATION SURVEY, MARCH 1980:

TAPE

TECHNICAL DOCUMENTATION

Washington, D.C.

1981

U.S. DEPARTMENT OF COMMERCE

Malcolm Baldrige, Secretary

BUREAU OF THE CENSUS

Daniel B. Levine, Acting Director

BUREAU OF THE CENSUS

Daniel B. Levine, Acting Director

DATA USER SERVICES DIVISION

Michael G. Garland, Chief
Marshall L. Turner, Jr., Assistant Chief
for User Services

ACKNOWLEDGMENTS

This documentation was prepared within the Data Access and Use Staff, under the direction of James P. Curry, Chief, and Barbara J. Aldrich, Chief of its Technical Information Section. David B. McMillen and M. Yvonne Wade were the coordinators for this file assisted by Joann M. Sutton. Other assistance was provided by Annette Ralston and Valencia Campbell of the Data Access and Use Staff and Kathy Creighton and Thelma Varhach of the Current Population Surveys Branch, Demographic Surveys Division.

* * * * *

The file should be cited as follows:

Current Population Survey, March 1980 [machine-readable data file] / conducted by the Bureau of the Census for the Bureau of Labor Statistics. . Revised edition. --Washington: Bureau of the Census [producer and distributor], 1981.

This technical documentation should be cited as follows:

Current Population Survey, March 1980: Tape Technical Documentation / prepared by Data Access and Use Staff, Data User Services Division, Bureau of the Census. -- Washington: The Bureau, 1981.

* * * * *

- For additional information concerning the tape, contact Data User Services Division, Customer Services (Tapes), Bureau of the Census, Washington, D.C. 20233. Phone: (301) 763-4100.
- For additional information concerning the technical documentation, contact Data User Services Division, Data Access and Use Staff, Bureau of the Census, Washington, D.C. 20233. Phone: (301) 763-2074.
- For additional information concerning the subject matter of the file, contact Current Population Survey Branch Demographic Surveys Division, Bureau of the Census, Washington, D.C. 20233. Phone: (301) 763-2773.

UPDATE INFORMATION

Additional information concerning this file may be available at a later date. If you wish to receive the documentation supplements, please fill out the following coupon and mail to:

Data User Services Division
Data Access and Use Staff
Bureau of the Census
Washington, D.C. 20233

* * * * *

Name of File: Current Population Survey, March 1980

Please send me any information which might become available later concerning the file listed.

Name:

Address:

Phone:

TABLE OF CONTENTS

Current Population Survey, March 1980

Abstract.....1

Overview

- Introduction.....5
- CPS Sample.....6
- Relationship of Current Population Survey
 - File to Publications.....7
- Questionnaire Coverage.....7
- File Structure.....8
- Geographic Limitations.....12
- Weights.....12

Changes In Current Population Survey Concepts

- Concepts on Families.....15
- Concepts on Individuals.....16

Summary of Changes in Definitions and Terminology
for Presentation of Household and Family Data.....19

Glossary

- Geographic Concepts.....21
- Subject Concepts.....23

Data Dictionary Index

- Household Record Index.....39
- Family Record Index.....40
- Person Record Index.....42

Changes in Data Dictionary Since 1979.....49

How to Use the Data Dictionary.....59

Data Dictionary.....61

Questionnaire Facsimile

- Introduction.....135
- Facsimile of Basic Questionnaire.....136
- Facsimile of March Supplement.....141

APPENDICES

Appendix A - Industry Classifications

- A1 - Industry Classification (3-digit).....153
- A2 - Detailed Industry Recodes (01-51).....161
- A3 - Major Industry Recode (01-20).....163

Appendix B - Occupation Classifications

- B1 - Occupation Classification (3-digit).....165
- B2 - Detailed Occupation Recodes (01-44).....175
- B3 - Major Occupation Group Recodes (01-13).....177

Appendix C
Selected Tables from the Current Population Survey,
March 1980.....179

Appendix D
Matching of March CPS Files.....189

Appendix E
Definitions for Noncash Income.....191

Appendix F
Source and Reliability Statement.....201

ABSTRACT

Current Population Survey, March 1980 [machine-readable data file] / conducted by the Bureau of the Census for the Bureau of Labor Statistics. . Revised edition. --Washington: Bureau of the Census [producer and distributor], 1980.

TYPE OF FILE: Microdata, unit of observation is individuals, families, and households.

UNIVERSE DESCRIPTION:

The universe is the civilian noninstitutional population of the U.S. living in housing units and male members of the Armed Forces living in civilian housing units on a military base or in a household not on a military base. A probability sample is used in selecting housing units.

SUBJECT-MATTER DESCRIPTION:

This file, also known as the Annual Demographic File, provides comprehensive data on the employment status, occupation, and industry of persons 14 years and older. Characteristics such as age, sex, race, household relationship, educational background, and Spanish origin are shown for each person in the household enumerated.

Additional data for persons 15 years old and older are available concerning weeks worked and hours per week worked, reason not working full time, total income and income components, and residence on March 1, 1975.

This file also contains data covering seven noncash income sources: food stamps, school lunch program, employer-provided group health insurance plans, employer-provided pension plan, Medicaid, Medicare, and CHAMPUS or military health care.

GEOGRAPHIC COVERAGE:

State of residence is uniquely identified as well as census geographic division and region. Forty-four SMSA's are also uniquely identified. Within confidentiality restrictions, data are provided for SMSA/nonSMSA, central city/noncentral city, farm/nonfarm, and SMSA size.

TECHNICAL DESCRIPTION:

FILE STRUCTURE: Hierarchical.

FILE SIZE: 332,131 logical records; record size is 360 characters.

FILE SORT SEQUENCE: State code, then SMSA rank code

REFERENCE MATERIALS:

"Current Population Survey, March 1980: Tape Technical Documentation" (this document). This is a guide to the machine-readable data file. It has general information about the data, specific content information, and a data dictionary. When ordering separately, it is available for \$5 from Data User Services Division, Customer Services (Tapes), Bureau of the Census, Washington, D.C. 20233.

RELATED PRINTED REPORTS:

Data from the March Current Population Survey are published most frequently in the Current Population Reports P-20 and P-60 series. Reports currently available are listed below. Forthcoming reports will be cited in the Bureau of the Census catalog.

Current Population Reports. "Money Income and Poverty Status of Families and Persons in the United States: 1979." (Advanced Report). GPO Catalog No. C3.186:P-60/125. \$2.25.

Current Population Reports. "Characteristics of Households and Persons Receiving Noncash Benefits: 1979." GPO Catalog No. C3.186:P-23/110. \$2.00.

Current Population Reports. "Households and Families by Type: March 1980." (Advanced Report). GPO Catalog No. C3.186:P-20/357. \$1.00.

RELATED MACHINE-READABLE DATA FILES:

A public use edition of the Current Population Survey, March file is available for each year since 1968.


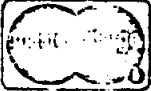
FILE AVAILABILITY:

The file may be ordered from Data User Services Division using the order form that follows. When ordering, please refer to file order number Cu CPS 80 003. This file is available with the technical options listed below at a cost of \$110 per reel (\$140 after March 1, 1982).

	<u>Reels</u>	<u>Cost</u>
9 channel, 1600 bpi (EBCDIC or ASCII)	3	\$330
9 channel, 6250 bpi (EBCDIC)	1	\$110

Customer Services (Publications)	Name				Date
	Organization				RETURN TO Data User Services Division Customer Services (Publications) Bureau of the Census Washington, D.C. 20233
	Address				
	City, State, ZIP				
	Census Bureau Series No.	Quantity Desired	Title of Publication	Amount	Phone: 301/763-4100
					CUSTOMER. Make check or money order payable to Superintendent of Documents, but mail remittance to address shown. If to be charged to Supt. of Docs. account, indicate Deposit Account No.
				TOTAL \$	

Customer Services (Microfiche, Tapes and Maps)	Name		RETURN TO Data User Services Division Customer Services Bureau of the Census Washington, D.C. 20233 (Phone: 301/763-4100)		Date	
	Organization				CHECK ONE: <input type="checkbox"/> Enclosed is check or money order, payable to "Commerce-Census" <input type="checkbox"/> Charge to Census Bureau Deposit Account No. _____	
	Address					
	City, State, ZIP					
	Telephone:					
	Name of Data File, Documentation, Map (Series and Areas)	Order No.	No. of Reels	No. of Map Sheets	No. of Document Copies	Cost
	*One copy of the Technical Documentation is sent at no extra charge with tape orders; additional copies are \$5.00 each.					TOTAL \$
Characteristics of Tape (Check One): <input type="checkbox"/> 9 track, 1600 bpi, EBCDIC <input type="checkbox"/> 9 track, 1600 bpi, ASCII			Labeling (Check One): <input type="checkbox"/> 9 track, 6250 bpi, EBCDIC <input type="checkbox"/> 9 track, 6250 bpi, ASCII <input type="checkbox"/> Standard <input type="checkbox"/> Unlabeled			
Other characteristics are available by special arrangement.						

GPO Order Form	Mail To: Superintendent of Documents, U.S. Government Printing Office, Washington, D.C. 20402					
	Name		Credit Card Orders			
	Organization		Total charges \$ _____ Fill in the boxes below.			
	Address		Credit Card No. <input type="text"/> <input type="text"/> <input type="text"/> <input type="text"/> <input type="text"/> <input type="text"/> <input type="text"/> <input type="text"/> <input type="text"/> <input type="text"/> <input type="text"/> <input type="text"/>			
	City, State, ZIP		Expiration Date Month/Year <input type="text"/> <input type="text"/> <input type="text"/> <input type="text"/>		 	
	GPO Catalog No. or Stock No.	Quantity Desired	Title of Publication	Amount	Date	
					CUSTOMER: Make check or money order payable to Superintendent of Documents. If to be charged to Supt. of Docs. account, indicate Deposit Account No.	
				TOTAL \$		

OVERVIEW

Current Population Survey, March 1980

Introduction

The Current Population Survey (CPS) is the source of the official Government statistics on employment and unemployment. The CPS has been conducted monthly for over 35 years. Currently, we interview about 68,000 households monthly, scientifically selected on the basis of area of residence to represent the Nation as a whole, individual States, and other specified areas. Each household is interviewed once a month for four consecutive months one year, and again for the corresponding time period a year later. This technique enables us to obtain month-to-month and year-to-year comparisons at a reasonable cost while minimizing the inconvenience to any one household.

Although the main purpose of the survey is to collect information on the employment situation, a very important secondary purpose is to collect information on the demographic status of the population, information such as age, sex, race, marital status, educational attainment, and family structure. From time to time additional questions are included on such important subjects as health, education, income, and previous work experience. The statistics resulting from these questions serve to update similar information collected once every 10 years through the decennial census, and are used by Government policymakers and legislators as important indicators of our Nation's economic situation and for planning and evaluating many Government programs.

The CPS provides current estimates of the economic status and activities of the population of the United States. Because it is not possible to develop one or two overall figures (such as the number of unemployed) that would adequately describe the whole complex of labor market phenomena, the CPS is designed to provide a large amount of detailed and supplementary data. Such data are made available to meet a wide variety of needs on the part of users of labor market information.

Thus, the CPS is the only source of monthly estimates of total employment (both farm and nonfarm); nonfarm self-employed persons, domestics, and unpaid helpers in nonfarm family enterprises; wage and salaried employees; and, finally, estimates of total unemployment.

It provides the only available distributions of workers by the number of hours worked (as distinguished from aggregate or average hours for an industry), permitting separate analyses of part-time workers, workers on overtime, etc. The survey is also the only comprehensive current source of information on the occupation of workers and the industries in which they work. Information is available from the survey not only for persons currently in the labor force but also for those who are outside the labor force. The characteristics of such persons - whether married women with or without young children, disabled persons,

students, older retired workers, etc., can be determined. Information on their current desire for work, their past work experience, and their intentions as to job seeking are also available.

The Annual Demographic File contains data collected from the March CPS supplement, the most comprehensive supplemental inquiry. In addition to the regular monthly demographic and labor force data described above, this file contains detailed family structure, marital status, education, income, work experience, and migration data for persons.

CPS Sample

The CPS sample is located in 644 sample areas comprising more than 1,000 counties and independent cities with coverage in every State and in the District of Columbia.

In all, some 84,000 housing units or other living quarters are assigned for interview each month; about 68,000 of them containing approximately 147,000 persons 14 years old and over are interviewed. Because of recent sample expansions, however, data are only tabulated for approximately 63,000 households containing 135,000 persons 14+. The remainder of the assigned housing units are found to be vacant, converted to nonresidential use, contain persons with residence elsewhere, or are not interviewed because the residents are not found at home after repeated calls, are temporarily absent, or are unavailable for other reasons.

The CPS sample is based on the civilian noninstitutional population of the United States. In March of each year supplemental data are obtained for Armed Forces members residing with their families in regular housing units. The Armed Forces members are not asked the monthly labor force questions. Another unique feature of the March supplement is the addition of a sample of Spanish households to increase the reliability of data on Spanish persons and households. All households identified in November of the previous year as housing at least one person of Spanish origin are reinterviewed in March. This results in the addition of about 2,500 households in the March CPS. The inclusion of the additional sample of Spanish households began in 1976. A more precise explanation regarding the CPS sample design is provided in Technical Paper 40 entitled The Current Population Survey: Design and Methodology.

For a more detailed discussion about the basic labor force data gathered on a monthly basis in the CPS survey--see Bureau of Labor Statistics Report No. 463 and Current Population Reports P-23, No. 62, issued jointly by the Bureau of Labor Statistics and the Bureau of the Census in October, 1976, and entitled Concepts and Methods Used In Labor Statistics Derived from the Current Population Survey.

Relationship of Current Population Survey File to Publications

Each month, a significant amount of information about the labor force is published by the Bureau of Labor Statistics in the Employment and Earnings reports.

As mentioned previously, the CPS also serves as a vehicle for supplemental inquiries on subjects other than employment, which are periodically added to the questionnaire. From the basic and supplemental data the Bureau of the Census issues four series of publications under the general title Current Population Reports:

- P-20 Population Characteristics
- P-23 Special Studies
- P-27 Farm Population
- P-60 Consumer Income

Of particular interest to users of the March microdata file would be those reports based on information collected in March. These reports are:

- P-20 Population Profile of the United States
- P-20 Household and Family Characteristics
- P-20 Marital Status and Living Arrangements
- P-20 Geographical Mobility
- P-20 Educational Attainment
- P-20 Persons of Spanish Origin in the
United States
- P-60 Household Money, Income, and Selected
Characteristics
- P-60 Money Income of Families and Persons
- P-60 Characteristics of the Poverty
Population

All Current Population Reports, including the other series for population estimates and projections and special censuses, may be obtained by subscription from the Government Printing Office. They are available in the following subscription packages: Population Characteristics, Special Studies, Farm Population, and Consumer Income series (P-20, P-23, P-27, P-60) combined, \$40.00 per year; Population Estimates and Projections, Federal-State Cooperative Program for Population Estimates, and Special Censuses series (P-25, P-26, P-28) combined, \$70.00 per year. A customer interested in all reports must subscribe to both subscription packages. Alternatively, single issues may be ordered separately; ordering information and prices are provided in the Bureau of the Census Catalog and in the "Selected New Publications" section of Data User News.

Questionnaire Coverage

Questionnaire facsimiles of the March 1980 CPS are shown on pages 136-151 in this documentation. CPS-1 items 19-25 as shown on page 138 of this document are asked only of civilians 14 years old and over. This part of the questionnaire is referred to as

the monthly (basic) labor force section because these questions are asked every month.

CPS-665 items 29-76 as shown on pages 141 to 151 of this document are referred to as the March supplement items because these questions are asked only in households in the March CPS sample. Please note that questions 29-45 are only asked of civilians 14 years old and over, whereas questions 46-56 are asked of all persons (including Armed Forces) 14 years old and over. Beginning with the March 1980 CPS, data are processed for the 15+ population.

Certain data items appearing on both the monthly (basic) questionnaire and the March supplement questionnaire may not have the same meaning. To avoid any misunderstandings, the user should refer to the glossary of this documentation.

File Structure

There is a household record for each household or group quarters. The household record is followed by one of three possible structures:

- A. If the household is not a group quarters household and it contains related persons:
 1. The family record appears next followed by person records for members of the family who are not also members of a related subfamily. The person records would be ordered: family householder, spouse of family householder, children in the family, and other relatives of the family householder.
 2. The above records may be followed by one or more related subfamily records, each related subfamily record being followed immediately by person records for members of that related subfamily. The person records would be ordered: reference person of the related subfamily, spouse of subfamily reference person, and children of subfamily reference person.
 3. The above records may be followed by one or more unrelated subfamily records, each unrelated subfamily record being followed immediately by person records for members of that unrelated subfamily. The person records would be ordered: unrelated subfamily reference person, spouse of subfamily reference person, children of unrelated subfamily reference person, and other relatives of the reference person.
 4. The above records may be followed by one or more persons living with nonrelatives family records, each to be followed by the person record for the unrelated individual it represents. (See Figure 1.)

- B. If the household is not a group quarters household and it contains a householder with no relatives:
1. The family record for the nonfamily householder is followed immediately by the person record for that nonfamily householder.
 2. These records may be followed by one or more unrelated subfamily records, each unrelated subfamily record being followed immediately by the person records for members of that unrelated subfamily.
 3. These records may be followed by one or more family records for persons living with nonrelatives, each person living with nonrelatives family record being followed immediately by the person record for that person living with nonrelatives. (See Figure 2.)
- C. If the household is a group quarters, each person is defined as a person living with nonrelatives. There will be a family record followed by persons' records for each person in the group quarters.

Figure 1. Illustration of Record Sequence for Households Containing a Family.

Household Record

Family Record

Person 1 (Householder) Record
Person 2 (Spouse) Record

.
.
.

Person n (Family Member)

Family (Related Subfamily) Record

Person 1 (Related Subfamily Reference Person) Record
Person 2 (Spouse) Record

.
.
.

Person n (Related Subfamily Member) Record

Family (Unrelated Subfamily) Record

Person 1 (Unrelated Subfamily Reference Person) Record
Person 2 (Spouse) Record

.
.
.

Person n (Unrelated Subfamily Member) Record

Family (Persons Living With Nonrelatives) Record

Person 1 (Person Living With Nonrelatives) Record

Figure 2. Illustration of Record Sequence for Households Containing a Nonfamily Householder.

Household Record

Family Record (Nonfamily Householder)

Person (Nonfamily Householder) Record

Family (Unrelated Subfamily) Record

Person 1 (Unrelated Subfamily Reference Person) Record
Person 2 (Spouse) Record

·
·
·

Person n (Unrelated Subfamily Member) Record

Family (Person Living With Nonrelatives) Record

Person (Person Living With Nonrelatives) Record

Figure 3. Illustration of Record Sequence for Group Quarters.*

Household Record

Family (Persons Living With Nonrelatives) Record

Person (Person Living With Nonrelatives) Record

*NOTE: Each person in group quarters is by definition a person living with nonrelatives.

Geographic Limitations

It should be kept in mind that the sample design and methods of weighting CPS data are geared towards producing estimates for the entire nation. In producing estimates for States the user should be aware that the primary sampling units (PSU's) are drawn from strata which may or may not cross State lines. Consequently, the data would not be as reliable as national data, and the file may lose some of its utility in certain applications. For further discussion of such considerations, the user should consult The Current Population Survey: Design and Methodology, (Technical Paper 40 - U.S. Bureau of the Census.)

The nature of the work done by each individual investigator using the microdata file will determine to what extent his/her requirements for precision will allow using some of the smaller geographic areas identified on the file.

Weights

For all CPS data files a single weight is prepared and used to compute the monthly labor force status estimates. However, the difference in content of the March CPS supplement requires the presentation of additional weights: a household weight, a family weight, and a March supplement weight. In this section we briefly describe the construction and use of these weights. Chapter 5 of Technical Paper 40, The Current Population Survey: Design and Methodology provides documentation of the weighting procedures for the CPS both with and without supplemental questions.

The final weight, which is the product of several adjustments, is used to produce population estimates for the various items covered in the regular monthly CPS. This weight is constructed from the basic weight for each person, which represents the probability of selection for the survey. The basic weight is adjusted for special sampling situations and failure to obtain useful responses from eligible households (noninterview adjustment). A two-stage ratio estimation procedure adjusts the sample population to the known distribution of the entire population. This two-stage ratio estimation process produces factors which are applied to the basic weight (after the special weighting and noninterview adjustments are made) and results in the final weight associated with each record. In summary, the final weight is the product of: (1) the basic weight, (2) adjustments for special weighting, (3) noninterview adjustment, (4) first stage ratio adjustment factor, and (5) second stage ratio adjustment factor.

Differences in the sample, questionnaire, and data uses for the March CPS supplement result in the need for additional adjustment procedures to produce what is called the March supplement weight. The sample for the March CPS supplement is expanded to include male members of the armed forces who are living in civilian housing, or who are living with the family on a military base, as well as additional Spanish households which are not included in

the monthly labor force estimates. The March CPS questionnaire includes expanded questions on marital status and household relationships which allow for the creation of family data records.

The expanded sample, the need to have a husband and wife receive the same weight, and the need to have March supplement estimates consistent with March CPS monthly estimates for certain age-sex-race-employment categories has resulted in a weighting system which produces the March supplement weight. The March supplement weight should be used for tabulations of items in the March CPS file.

Finally, household and family weights are the weights assigned to the householder, or reference person after all adjustments have been made.

CHANGES IN CURRENT POPULATION SURVEY CONCEPTS

The concepts listed below show changes made in the household and family concepts for the March 1980 Current Population Survey (CPS) and future March supplements to the CPS. These changes affect the definitions for total households and subfamilies (see Figures 4-6), and were instituted to correspond to the terminology and concepts for the 1980 Decennial Census.

Concepts on Families

Primary Family Head. Prior to 1980, the person who maintained the family was referred to as the head, and in husband-wife households, the head by definition had to be a male. The new definition permits the wife to be designated as the "householder." ^{1/}

Husband-wife. In addition to the definitional change described above, the old husband-wife designation is now referred to as a "married-couple" family.

Male Head, no wife present. Now referred to as "other family, male householder."

Female Head, no husband present. Now referred to as "other family, female householder."

Subfamilies. The term "related" was added to this concept. Related subfamilies refer to family groups within households where members are related to but do not include the householder or spouse of the householder. Neither the householder nor his/her spouse are included in this grouping.

Like the family households, husband-wife relationships are also referred to as "married-couple" subfamilies. However, a subfamily male-head with no wife present is called a "father-child" related subfamily while a "female head with no husband present" is called a "mother-child" related subfamily.

Secondary Families. As a corollary to the related subfamily change, secondary families are now referred to as "unrelated subfamilies." Unrelated subfamilies refer to family groups within households where no member is related to the householder.

The same types of family relationships described for related subfamilies also apply to unrelated subfamilies with one addition (e.g., married-couple, father-child, mother-child unrelated subfamilies and "other unrelated subfamilies"--see Figure 4).

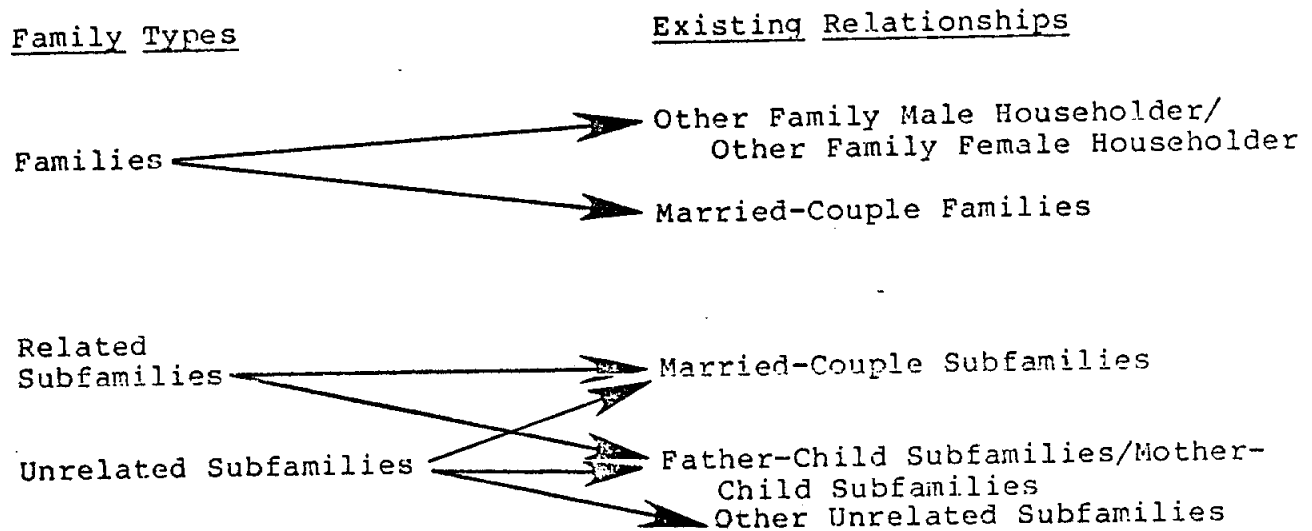
^{1/}This change in definition for husband-wife households, however, may have a slight impact on the generation of family tables which are traditionally tallied by the characteristics of the head.

Total families. Data for secondary families (now unrelated subfamilies) will no longer appear in the total families category. Therefore, the term "family" is now synonymous with the term "primary family." This usage is consistent with the family concept used in the 1980 census.

Adults. In defining adults, the age limit has been raised from 14 to 15 years old. Therefore, supplemental data for adults are only available for the 15+ population. (Basic labor force data, however, are still available for 14 year olds.)

FIGURE 4

Concepts Affecting Families



Concepts on Individuals

Head of Household, Spouse and Child. A variety of concepts have been used to identify related individuals. These include: head of household, spouse, and child. Both the head of household and spouse concepts have changed as shown in Figure 5. In related and unrelated subfamilies, the head is now referred to as the "reference person."

Primary Individual. Although everyone is or has been part of a family, many people do not live in a family setting. A primary individual, for example, is a person who lives alone or with nonrelatives. For 1980 and beyond, this person will be referred to as a "nonfamily householder" as shown in Figure 6.

Secondary Individual. This concept, like "primary individual," refers to unrelated individuals in a household. For 1980 and beyond, it will be referred to as "other person living with no relatives" as shown in Figure 6.

FIGURE 5

Major Changes in Concepts Affecting Related Individuals

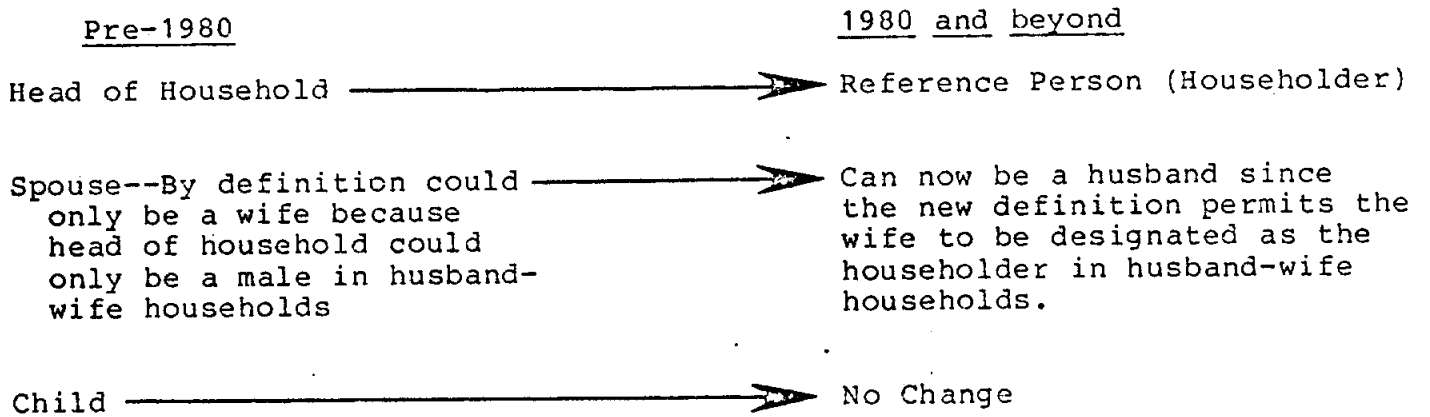



FIGURE 6

Major Changes in Concepts Affecting Unrelated Individuals



SUMMARY OF CHANGES IN DEFINITIONS AND TERMINOLOGY FOR
PRESENTATION OF HOUSEHOLD AND FAMILY DATA

I. General definitional change. The secondary family component of "total families" will be excluded from the total families universe, thus, making the term "family" synonymous with the term "primary" family and consistent with the decennial-census family concept. We will, however, continue to recognize secondary families in the CPS and tabulate their characteristics separately. These secondary family data will be shown on a limited basis and will be referred to as unrelated subfamily data (see sections IV and V below).

II. Household Relationships

Categories: 1980 and beyond

Total population
 In households
 Family householder
 Married, spouse* present
 Other
 Spouse* of householder
 In related subfamilies
 Married, spouse* present
 Child of householder
 Parent, no spouse present
 Child of householder
 Child
 Child of householder, not in related subfamilies
 Other relatives, not in related subfamilies
 In unrelated subfamilies
 Reference person
 Married, spouse* present
 Other
 Spouse* of reference person
 Other in unrelated subfamily
 Other in unrelated subfamily
 Nonfamily householder
 Other persons living with no relatives
 In group quarters

Categories: Pre-1980

Total population
 In households
 Head of primary family
 Married, spouse** present
 Other
 Spouse** of primary family head
 In subfamilies
 Married, spouse** present
 Child of primary family head
 Other subfamily head
 Child of primary family head
 Child of subfamily head
 Child of primary family head, not in subfamilies
 Other relatives not in subfamilies
 In secondary families
 Head of family
 Married, spouse** present
 Other
 Spouse** of family head
 Child of family head
 Others in secondary families
 Primary individual
 Secondary individual in households
 In group quarters

* Indicates husband or wife as appropriate when data are shown by sex.

** By definition, can only be a wife.

III. Households by type

Categories: 1980 and beyond

Total households
Family households
Married-couple family
Other family, male householder
Other family, female householder
Nonfamily households
Male householder
Female householder

Categories: Pre-1980

Total households
Primary families
Husband-wife
Male head, no wife present
Female head, no husband present
Primary individuals
Male
Female

IV. Related subfamilies. Defined as nuclear family groups within households where members are related to but do not include the householder or spouse of householder (formerly called "subfamilies").

Categories: 1980 and beyond

Total related subfamilies
Married-couple
Mother-child
Father-child

Categories: Pre-1980

Total subfamilies
Husband-wife
Female head, no husband present
Male head, no wife present

V. Unrelated subfamilies. Defined as family groups within households where members are not related to the householder (formerly called "secondary families").

Categories: 1980 and beyond

Total unrelated subfamilies
Married-couple
Mother-child
Father-child
Other

Categories: Pre-1980

Total secondary families
Husband-wife
Female head, no husband present
Male head, no wife present

GLOSSARY

CURRENT POPULATION SURVEY, MARCH 1980

Geographic Concepts

Geographic Division - An area composed of contiguous States, with Alaska and Hawaii also included in one of the divisions. (A State is one of the 51 major political units in the United States.) The nine geographic divisions have been largely unchanged for the presentation of summary statistics since the 1910 census.

There are four regions: Northeast, North Central, South, and West. The nine geographic divisions and four regions are presented below:

Northeast Region

New England Division

Connecticut
Maine
Massachusetts
New Hampshire
Rhode Island
Vermont

Middle Atlantic Division

New Jersey
New York
Pennsylvania

North Central Region

East North Central Division

Illinois
Indiana
Michigan
Ohio
Wisconsin

South Region

South Atlantic Division

Delaware
District of Columbia
Florida
Georgia
Maryland
North Carolina
South Carolina
Virginia
West Virginia

East South Central Division

Alabama
Kentucky
Mississippi
Tennessee

West South Central Division

Arkansas
Louisiana
Oklahoma
Texas

West North Central Division

Iowa
Kansas
Minnesota
Missouri
Nebraska
North Dakota
South Dakota

West Region

Mountain Division

Arizona
Colorado
Idaho
Montana
Nevada
New Mexico
Utah
Wyoming

Pacific Division

Alaska
California
Hawaii
Oregon
Washington

GLOSSARY

CURRENT POPULATION SURVEY, MARCH 1980

Subject Concepts

Age. Age classification is based on the age of the person at his/her last birthday. The adult universe (i.e., population of marriageable age) is comprised of persons 15 years old and over. Prior to 1980 the adult universe was 14 years old and over.

Annuities. (See Income.)

Armed Forces. Armed Forces members enumerated in off-base housing or on base with their families are included on the CPS data file in March only. Only supplemental data on income are included for Armed Forces members.

Basic Weight. The constant weight assigned to the sample (inverse of the sampling fraction) which is adjusted to produce the final weight.

Civilian Labor Force. (See Labor Force.)

Class of Worker. This refers to the broad classification of the person's employer. On the March file, these broad classifications for current jobs are: private, government, self-employed, without pay, and never worked. Private and government workers are considered "wage and salary workers;" this classification scheme includes self-employed, incorporated persons in with "private" workers. For the longest job held last year, this class of worker scheme includes private, government by level-Federal, state, and local; self-employed, incorporated; self-employed on farm; and without pay. The wage and salary category for longest job would include private, government (all levels), and self-employed, incorporated.

Dividends. (See Income.)

Duration of Unemployment. Duration of unemployment represents the length of time (through the current survey week) during which persons classified as unemployed are continuously looking for work. For persons on layoff, duration of unemployment represents the number of full weeks since the termination of their most recent employment. A period of two weeks or more during which a person is employed or ceased looking for work is considered to break the continuity of the present period of seeking work. Average duration is an arithmetic mean computed from a distribution by single weeks of unemployment.

Earners, Number of. The file includes all persons 15 years old and over in the household with \$1 or more in wages and salaries,

or \$1 or more of a loss in net income from farm or nonfarm self-employment.

Earnings. (See Income.)

Education. (See Years of School Completed.)

Employed. (See Labor Force.)

ESR (Employment Status Recode). This classification is available for each civilian 14 years old and over according to his/her responses to the monthly (basic) labor force items in March.

Family. A family is a group of two persons or more (one of whom is the householder) residing together and related by birth, marriage, or adoption. All such persons (including related subfamily members) are considered as members of one family. Beginning with the 1980 CPS, unrelated subfamilies (referred to in the past as secondary families) are no longer included in the count of families, nor are the members of unrelated subfamilies included in the count of family members.

Family Household. A family household is a household maintained by a family (as defined above), and may include among the household members any unrelated persons (unrelated subfamily members and/or secondary individuals) who may be residing there. The number of family households is equal to the number of families. The count of family household members differs from the count of family members, however, in that the family household members include all persons living in the household, whereas family members include only the householder and his/her relatives. (See the definition of Family).

Family Weight. The weight on the family record is the March supplement weight of the householder.

Farm Self-Employment Net Income. The term is defined as net money income (gross receipts minus operating expenses) from the operation of a farm by a person on his own account, as an owner, as a renter, or as a sharecropper. Gross receipts include the value of all products sold, government crop loans, money received from the rental of farm equipment to others, and incidental receipts from the sale of wood, sand, gravel, etc.

Operating expenses include cost of feed, fertilizer, seed, and other farming supplies, cash wages paid to farm hands, depreciation charges, cash rent, interest on farm mortgages, farm building repairs, farm taxes (not State and Federal income taxes), etc. The value of fuel, food, or other farm products used for household living is not included as part of net income. Inventory changes are considered in determining net income only when they are accounted for in replies based on income tax

returns or other official records which reflect inventory changes.

Final Weight. Used in tabulating monthly labor force items.

Full-Time Worker. Persons on full-time schedules include persons working 35 hours or more, persons who worked 1-34 hours for noneconomic reasons (e.g., illness) and usually work full-time, and persons "with a job but not at work" who usually work full-time.

Group Quarters. Group quarters are noninstitutional living arrangements for groups not living in conventional housing units or groups living in housing units containing five or more persons unrelated to the person in charge.

Head Versus Householder. Beginning with the 1980 CPS, the Bureau of the Census discontinued the use of the terms "head of household" and "head of family." Instead, the terms "householder" and "family householder" are used.

Highest Grade of School Attended. (See Years of School Completed.)

Hours of Work. Hours of work statistics relate to the actual number of hours worked during the survey week. For example, a person who normally works 40 hours a week but who is off on the Veterans Day holiday is reported as working 32 hours even though he is paid for the holiday.

For persons working in more than one job, the figures relate to the number of hours worked in all jobs during the week. However, all the hours are credited to the major job.

Household. A household consists of all the persons who occupy a house, an apartment, or other group of rooms, or a room, which constitutes a housing unit. A group of rooms or a single room is regarded as a housing unit when it is occupied as separate living quarters; that is, when the occupants do not live and eat with any other person in the structure, and when there is direct access from the outside or through a common hall. The count of households excludes persons living in group quarters, such as rooming houses, military barracks, and institutions. Inmates of institutions (mental hospitals, rest homes, correctional institutions, etc.) are not included in the survey.

Household Weight. Household weight is the March Supplement weight of the householder.

Householder. The householder refers to the person (or one of the persons) in whose name the housing unit is owned or rented (maintained) or, if there is no such person, any adult member, excluding roomers, boarders, or paid employees. If the house is

owned or rented jointly by a married couple, the householder may be either the husband or the wife. The person designated as the householder is the "reference person" to whom the relationship of all other householder members, if any, is recorded.

Householder With No Other Relatives in Household. A householder who has no relatives living in the household. This is the entry for a person living alone. Another example is the designated householder of an apartment shared by two or more unrelated individuals.

Householder With Other Relatives (Including Spouse) in Household. The person designated as householder if he/she has one or more relatives (including spouse) living in the household.

Husband in Armed Forces. When a woman is reported as married but her husband is not enumerated as a member of the same household, an additional question is asked to determine whether her husband is in the Armed Forces. This additional probe is unique to the March CPS only. Women who are reported as separated are not asked the additional question.

Income. For each person in the sample who is 15 years old and over, questions are asked on the amount of money income received in the preceding calendar year from each of the following sources: (1) Money wages or salary; (2) net income from nonfarm self-employment; (3) net income from farm self-employment; (4) Social Security or railroad retirement; (5) Supplemental Security income; (6) public assistance or welfare payments; (7) interest (on savings or bonds); (8) dividends, income from estates or trusts, or net rental income; (9) veterans payment or unemployment and workmen's compensation; (10) private pensions or government employee pensions; (11) alimony or child support, regular contributions from persons not living in the household, and other periodic income.

When an indefinite amount is reported by the respondent, a specific value is assigned whenever possible. If the indefinite amount is reported in terms of a range, the midpoint of the range is assigned (i.e., \$10,000 to \$15,000 is coded as \$12,500). Open-ended amounts are converted to designated specific amounts; e.g., over \$10,000 may be coded as \$15,000.

Although income statistics refer to receipts during the preceding year, the characteristics of the person such as age, labor force status, etc., and the composition of households refer to the time of the survey. The income of the household does not include amounts received by persons who are members of the household during all or part of the income year if these persons no longer resided with the household at the time of enumeration. On the other hand, household income includes amounts reported by persons who do not reside with the household during the income year but who are members of the household at the time of enumeration.

Data on consumer income collected in the CPS by the Bureau of the Census cover money income received (exclusive of certain money

receipts such as capital gains) before payments for personal income taxes, Social Security, union dues, Medicare deductions, etc. Therefore, money income does not reflect the fact that some households receive part of their income in the form of nonmoney transfers such as food stamps, health benefits, and subsidized housing; that many farm households receive nonmoney income in the form of rent free housing and goods produced and consumed on the farm; or that nonmoney incomes are also received by some nonfarm residents which often take the form of the use of business transportation and facilities, or full or partial contributions for retirement programs, medical and educational expenses, etc. These elements should be considered when comparing income levels. Moreover, readers should be aware that for many different reasons there is a tendency in household surveys for respondents to under report their income. From an analysis of independently derived income estimates, it has been determined that wages and salaries tend to be much better reported than such income types as public assistance, Social Security, and net income from interest, dividends, rents, etc.

Income Sources - Wages and Salary. Money wages or salary is total money earnings received for work performed as an employee during the income year. It includes wages, salary, Armed Forces pay, commissions, tips, piece-rate payments, and cash bonuses earned, before deductions are made for taxes, bonds, pensions, union dues, etc.

Income Sources - Nonfarm Self-Employment. Net income from nonfarm self-employment is net money income (gross receipts minus expenses) from ones own business, professional enterprise, or partnership. Gross receipts include the value of all goods sold and services rendered. Expenses include costs of goods purchased, rent, heat, light, power, depreciation charges, wages and salaries paid, business taxes (not personal income taxes), etc. In general, inventory changes are considered in determining net income, replies based on income tax returns or other official records. Records do reflect inventory changes. However, when values of inventory changes are not reported, net income figures exclusive of inventory changes are accepted. The value of salable merchandise consumed by the proprietors of retail stores is not included as part of net income.

Income Sources - Farm Self-Employment. Net income from farm self-employment is net money income (gross receipts minus operating expenses) from the operation of a farm by a person on his own account, as an owner, as a renter, or as a sharecropper. Gross receipts include the value of all products sold, government crop loans, money received from the rental of farm equipment to others, and incidental receipts from the sale of wood, sand, gravel, etc. Operating expenses include cost of feed, fertilizer, seed, and other farming supplies, cash wages paid to farm hands, depreciation charges, cash rent, interest on farm mortgages, farm building repairs, farm taxes (not State and

Federal income taxes), etc. The value of fuel, food, or other farm products used for family living is not included as part of net income. In general, inventory changes are considered in determining net income only when they are accounted for in replies based on income tax returns or other official records which reflect inventory changes; otherwise, inventory changes are not taken into account.

Income Sources - Social Security. Social Security includes Social Security pensions and survivors' benefits, and permanent disability insurance payments made by the Social Security Administration prior to deductions for medical insurance and railroad retirement insurance checks from the U.S. Government. "Medicare" reimbursements are not included.

Income Sources - Supplemental Security Income. Supplemental Security Income includes payments made by Federal, State, and local welfare agencies to low income persons who are (1) aged (65 years old and over), (2) blind, or (3) disabled.

Income Sources - Public Assistance. Public assistance or welfare payments include public assistance payments such as aid to families with dependent children and general assistance.

Income Sources - Interest and Dividends. Interest, dividends, income from estates or trusts, net rental income or royalties include dividends from stockholdings or membership in associations, interest on savings or bonds, periodic receipts from estates or trusts funds, net income from rental of a house, store, or other property to others, receipts from boarders or lodgers, and net royalties.

Income Sources - Unemployment Compensation, Workmen's Compensation and Veterans' Payments. Unemployment compensation, veterans' payments, or workmen's compensation includes: (1) Unemployment compensation received from government unemployment insurance agencies or private companies during periods of unemployment and any strike benefits received from union funds; (2) money paid periodically by the Veterans Administration to disabled members of the Armed Forces or to survivors of deceased veterans, subsistence allowances paid to veterans for education and on-the-job training, as well as so-called "refunds" paid to ex-servicemen as GI insurance premiums; and (3) workmen's compensation received periodically from public or private insurance companies for injuries incurred at work. The cost of this insurance must have been paid by the employer and not by the person.

Income Sources - Private and Government Pensions and Annuities. Many employers and unions have established pension programs for their employees so that upon retirement, the employee will receive regular income to replace his/her earnings. Many of these programs also provide income to the employee if he/she

becomes severely disabled, or to his/her survivors if the employee dies. Other types of retirement income include annuities and paid up life insurance policies. Some people purchase annuities which yield a set amount over a certain number of years. Other people may convert their paid up life insurance policy into an annuity after they retire.

Income Sources - Alimony and Child Support. Alimony is money received periodically from a former spouse following a divorce or separation. Child support is money received from a former spouse for the support of their children following a divorce or legal separation. Money received from relatives or friends other than the former husband or wife is not considered as child support.

Receipts Not Counted As Income. Receipts from the following sources are not included as income: (1) Money received from the sale of property, such as stocks, bonds, a house, or a car (unless the person is engaged in the business of selling such property, in which case the net proceeds, is counted as income from self-employment); (2) withdrawals of bank deposits; (3) money borrowed; (4) tax refunds; (5) gifts; and (6) lump-sum inheritances of insurance payments.

Industry, Occupation, and Class of Worker. Industry, occupation, and class of worker (I & O) always apply to the same job. For the employed, current job is the job held in the reference week (the week before the survey). Persons with two or more jobs are classified in the job at which they worked the most hours during the reference week. The unemployed are classified according to their latest full-time civilian job lasting two or more weeks or by the job (either full-time or part-time) from which they are laid off. The I & O questions are also asked of persons not in the labor force who are in the fourth and eighth month in sample and who have worked in the last five years. Longest job applies to the job held longest during the preceding year for persons who worked that year, without regard to their current employment status. The occupation/industry classification system for the 1970 Census of Population has been used to code March CPS data since 1971. For detailed information on I & O of multiple job holders see the May supplement to the CPS.

Subject		March CPS current or more recent job	Longest job last year (work experience)
Industry	3-digit detailed	P 49-51	P 151-153
	2-digit detailed (Recode)	P 52-53	P 322-323
Occupation	Major Group recode	N/A	P 316-317
	3-digit detailed	P 56-58	P 154-156
	2-digit detailed (Recode)	P 54-55	P 318-319
Class of Worker		P 59	P 315
	Major Group recode	N/A	P 320-321

Job Seekers. All unemployed persons who made specific efforts to find a job sometime during the 4-week period preceding the survey week.

Keeping House. Persons are classified as keeping house if they engage in own housework. This is one of the "not in labor force" classifications-employment status recode (ESR)= 4.

Labor Force. Persons are classified as in the labor force if they are employed, unemployed, or in the Armed Forces during the survey week. The "civilian labor force" includes all civilians classified as employed or unemployed. The file includes labor force data for civilians age 14 and over. However, the official definition of the civilian labor force is age 16 and over.

1. Employed. Employed persons comprise (1) all civilians who, during the survey week, do any work at all as paid employees or in their own business or profession, or on their own farm, or who work 15 hours or more as unpaid workers on a farm in a business operated by a member of the family, and (2) all those who have jobs but who are not working because of illness, bad weather, vacation, or Labor-Management dispute, or because they are taking time off for personal reasons, whether or not they are seeking other jobs. These persons would have an Employment Status Recode (ESR) of 1 or 2 respectively in character 12 of the person record which designates "at work" and "with a job, but not at work." Each employed person is counted only once. Those persons who held more than one job are counted in the job at which they worked the greatest number of hours during the survey week. If they worked an equal number of

hours at more than one job, they are counted at the job they held the longest.

2. Unemployed. Unemployed persons are those civilians who, during the survey week, have no employment but are available for work, and (1) have engaged in any specific job seeking activity within the past 4 weeks, such as registering at a public or private employment office, meeting with prospective employers, checking with friends or relatives, placing or answering advertisements, writing letters of application, or being on a union or professional register; (2) are waiting to be called back to a job from which they had been laid off; or (3) are waiting to report to a new wage or salary job within 30 days. These persons would have an ESR code of 3 in character 12 of the person record. The unemployed includes job leavers, job losers, new job entrants, and job reentrants.
 - a. Job Leavers. Persons who quit or otherwise terminate their employment voluntarily and immediately begin looking for work.
 - b. Job Losers. Persons whose employment ends involuntarily, who immediately begin looking for work, and those persons who are already on layoff.
 - c. New Job Entrants. Persons who never work at a full-time job lasting two weeks or longer.
 - d. Job Reentrants. Persons who previously worked at a full-time job lasting two weeks or longer but are out of the labor force prior to beginning to look for work.
3. Not in Labor Force. All civilians 14 years old and over who are not classified as employed or unemployed. These persons are further classified as "engaged in own home housework," "in school," "unable to work" because of long-term physical or mental illness, and "other." The "other" group includes for the most part retired persons, those reported as too old to work, the voluntarily idle, and seasonal workers for whom the survey week is an "off" season and who were not reported as unemployed.

Persons doing only incidental unpaid family work (less than 15 hours) are also classified as not in the labor force.

For persons not in the labor force, data on previous work experience, intentions to seek work again, desire for a job at the time of interview, and reasons for not looking for work are asked only in those households that are in the fourth and eighth months of the sample, i.e., the "outgoing" groups, those which had been in the sample for three previous months and would not be in for the subsequent month.

These items are asked in question 24; see the questionnaire facsimile. Such persons have an ESR code of 4-7 in character 12 of the person record.

Finally, it should be noted that the unemployment rate represents the number of persons unemployed as a percent of the civilian labor force 16 years old and over. This measure can also be computed for groups within the labor force classified by sex, age, marital status, race, etc. The job loser, job leaver, reentrant, and new entrant rates are each calculated as a percent of the civilian labor force 16 years old and over; the sum of the rates for the four groups thus equals the total unemployment rate.

Layoff. A person who is unemployed but expects to be called back to a specific job. If he/she expects to be called back within 30 days, it is considered a temporary layoff; otherwise, it is an indefinite layoff.

Looking for Work. A person who is trying to get work or trying to establish a business or profession.

March Supplement Weight. March Supplement weight is on all person records and is used to produce National estimates. (For a description of this weight, see page 12).

Marital Status. The marital status classification identifies four major categories: single (never married), married, widowed, and divorced. These terms refer to the marital status at the time of enumeration.

The category "married" is further divided into "married, civilian spouse present," "married, Air Force spouse present," "married, spouse absent," "married, Air Force spouse absent," and "separated." A person is classified as "married, spouse present" if the husband or wife is reported as a member of the household

even though he or she may be temporarily absent on business or on vacation, visiting, in a hospital, etc., at the time of the enumeration. Persons reported as "separated" included those with legal separations, those living apart with intentions of obtaining a divorce, and other persons permanently or temporarily estranged from their spouses because of marital discord.

For the purpose of this file, the group "other marital status" includes "widowed and divorced," "separated," and "other married, spouse absent."

Mobility Status. The population of the United States, 15 years old and over, is classified according to mobility status on the basis of a comparison between the place of residence of each individual at the time of the March 1980 CPS and the place of residence in March 1975.

The information on mobility status is obtained from the responses to a series of inquiries. The first of these inquiries is: "Was...living in this house 5 years ago...?" If the answer was "No," the enumerator asked, "Where did...live on March 1, 1975?" In classification three main categories are distinguished as nonmovers, movers, and persons abroad.

Nonmovers are all persons who are living in the same house at the end of the period or at the beginning of the period. Movers are all persons who are living in a different house at the end of the period than at the beginning of the period. Movers from abroad include all persons, either citizens or aliens, whose place of residence is outside the United States at the beginning of the period, that is, in an outlying area under the jurisdiction of the United States or in a foreign country.

Month-In-Sample. The term is defined as the number of times a unit is interviewed. Each unit is interviewed eight times during the life of the sample. (Also see discussion of sample design.)

Never Worked. A person who has never held a full-time civilian job lasting two consecutive weeks or more.

Nonfamily Householder. A nonfamily householder (formerly called a primary individual) is a person maintaining a household while living alone or with nonrelatives only.

Nonfarm Self-employment Net Income. The term is defined as net money income (gross receipts minus expenses) from his own business, professional enterprise, or partnership. Gross receipts include the value of all goods sold and services rendered. Expenses include costs of goods purchased, rent, heat, light, power, depreciation charges, wages and salaries paid, business taxes (not personal income taxes), etc. In general, inventory charges are considered in determining records to reflect

inventory changes; however, when values of inventory changes are not reported, net income figures exclusive of inventory changes are accepted. The value of salable merchandise consumed by the proprietors of retail stores is not included as part of net income.

Nonworker. A person who does not do any civilian work in the calendar year preceding the survey.

Nonrelative of Householder With No Own Relatives in Household. A nonrelative of the householder who has no relative(s) of his own in the household. This category includes such nonrelatives as a foster child, a ward, a lodger, a servant, or a hired hand, who has no relatives of his own living with him in the household.

Nonrelative of Householder With Own Relatives (Including Spouse) in Household. Any household member who is not related to the householder but has relatives of his own in the household. For example, a lodger, his spouse, and their son.

Other Relative of Householder. Any relative of the householder other than his/her spouse, or child; for example, father, mother, grandson, daughter-in-law, etc.

Own Child. The file includes a child related by blood, marriage, or adoption to the family householder.

Part-Time, Economic Reasons. The file includes slack work, material shortages, repairs to plant or equipment, start or termination of job during the week, and inability to find full-time work. (See also full-time labor force.)

Part-Time, Other Reasons. The file includes labor dispute, bad weather, own illness, vacation, demands of home housework, school, no desire for full-time work, and full-time worker only during peak season.

Part-Time Work. Persons who work between 1 and 34 hours are designated as working "part-time" in the current job held during reference week. For the March supplement a person is classified as having worked part-time during the preceding calendar year, if he worked less than 35 hours per week in a majority of the weeks in which he worked during the year. Conversely, he is classified as having worked full-time if he worked 35 hours or more per week during a majority of the weeks in which he worked.

Part-Year Work. Part-Year Work is classified as less than 50 weeks' work.

Population Coverage. The population covered includes the civilian population of the United States plus approximately 855,000 members of the Armed Forces in the United States living off post or with their families on post but excludes all other

members of the Armed Forces. This file excludes inmates of institutions. The labor force and work experience data are not collected for Armed Forces members.

Poverty. In this file families and unrelated individuals are classified as being above or below the poverty level, using the poverty index adopted by a Federal Interagency Committee in 1969. This index provides a range of income cutoffs or "poverty thresholds" adjusted to take into account such factors as family size, sex, and age of the family head, the number of children, and farm-nonfarm residence. The poverty cutoffs are updated every year to reflect the changes in the Consumer Price Index. The average poverty threshold for a nonfarm family of four was \$7,412 in 1979. For a detailed explanation of the poverty definition, see Current Population Reports, Series P-60, No. 124, "Characteristics of the Population Below the Poverty Level: 1978."

Public Assistance. (See Income.)

Race. The population is divided into three groups on the basis of race: White, Black, and "Other races." The last category includes Indians, Japanese, Chinese, and any other race except White and Black. In most of the published tables, "Other Races" are shown in combination with the Black population.

Receipts Not Counted as Income. Receipts from the following sources are not included as income: (1) Money received from the sale of property, such as stocks, bonds, a house, or a car (unless the person was engaged in the business of selling such property, in which case the net proceeds would be counted as income from self-employment); (2) withdrawals of bank deposits; (3) money borrowed; (4) tax refunds; (5) gifts; and (6) lump-sum inheritances or insurance payments.

Reentrants. Persons who previously worked at a full-time job lasting two weeks or longer but who are out of the labor force prior to beginning to look for work.

Related Children. Related children in a family include own children and all other children in the household who are related to the householder by birth, marriage, or adoption. For each type of family unit identified in the CPS, the count of own children under 18 years old is limited to single (never married) children; however, "own children under 25" and "own children of any age," include all children regardless of marital status. The totals include never-married children living away from home in college dormitories.

Related Subfamily. A related subfamily is a married couple with or without children, or one parent with one or more own single (never married) children under 18 years old, living in a household and related to, but not including, the householder or

spouse. The most common example of a related subfamily is a young married couple sharing the home of the husband's or wife's parents. The number of related subfamilies, is not included in the number of families.

School. A person who spent most of his time during survey week attending any kind of public or private school, including trade or vocational schools in which students receive no compensation in money or kind.

Secondary Individual. A secondary individual is a person in a household or group quarters such as a guest, roomer, boarder, or resident employee (excluding nonfamily householders and inmates of institutions) who is not related to any other person in the household or group quarters.

Self-Employed. Self-employed persons are those who work for profit or fees in their own business, profession or trade, or operate a farm.

Spanish Origin. Persons of Spanish origin in this file are determined on the basis of a question that asked for self-identification of the person's origin or descent. Respondents are asked to select their origin (or the origin of some other household member) from a "flash card" listing ethnic origins. Persons of Spanish origin, in particular, are those who indicated that their origin was Mexican-American, Chicano, Mexican, Mexicano, Puerto Rican, Cuban, Central or South American, or other Spanish.

Stretches of Unemployment. A continuous stretch is one that is not interrupted by the person getting a job or leaving the labor market to go to school, to keep house, etc. A period of two weeks or more during which a person is employed or ceased looking for work is considered to break the continuity of the period of seeking work.

Total Money Income. The term is defined as the arithmetic sum of money wages and salaries, net income from self-employment, and income other than earnings. The total income of a household is the arithmetic sum of the amounts received by all income recipients in the household.

Unable to Work. A person is classified as unable to work because of long-term physical or mental illness, lasting six months or longer.

Unemployed. (See Labor Force.)

Unemployment Compensation. (See Income.)

Unpaid Family Workers. Unpaid family workers are persons working without pay for 15 hours a week or more on a farm or in a

business operated by a member of the household to whom they are related by blood or marriage.

Unrelated Individuals. Unrelated Individuals are persons of any age (other than inmates of institutions) who are not living with any relatives. An unrelated individual may be (1) a nonfamily householder living alone or with nonrelatives only, (2) a roomer, boarder, or resident employee with no relatives in the household, or (3) a group quarters member who has no relatives living with him/her. Thus, a widow who occupies her house alone or with one or more other persons not related to her, a roomer not related to anyone else in the housing unit, a maid living as a member of her employer's household but with no relatives in the household, and a resident staff member in a hospital living apart from any relatives are all examples of unrelated individuals.

Unrelated Subfamily. An unrelated subfamily is a family that does not include among its members the householder and relatives of the householder. Members of unrelated subfamilies may include persons such as guests, roomers, boarders, or resident employees and their relatives living in a household. The number of unrelated subfamily members is included in the number of household members but is not included in the count of family members.

Persons living with relatives in group quarters were formerly considered as members of families. However, the number of such unrelated subfamilies became so small (37,000 in 1967) that beginning with the data for 1968 (and beginning with the census data for 1960) the Bureau of the Census includes persons in these unrelated subfamilies in the count of secondary individuals.

Veteran Status. If a male served at any time during the four major wars of this century, the code for the most recent wartime service is entered. The following codes are used:

0. Females, children under 14
1. Vietnam era
2. Korean
3. WWI
4. WWII
5. Other Service
6. Nonveteran

Wage and Salary Workers. Wage and salary workers receive wages, salary, commission, tips, or pay in kind from a private employer or from a governmental unit.

Wages or Salary. The term is defined as the total money received for work performed as an employee during the calendar year. It includes wages, salary, Armed Forces pay, commissions, tips, piece-rate payments, and cash bonuses earned before deductions were made for taxes, bonds, pensions, union dues, etc. (See Income.)

Weeks Worked in the Income Year. Persons are classified according to the number of different weeks, during the preceding calendar year, in which they did any civilian work for pay or profit (including paid vacations and sick leave) or worked without pay on a family-operated farm or business.

Workers. (See Labor Force--Employed.)

Work Experience. Includes those persons who during the preceding calendar year did any civilian work for pay or profit or worked without pay on a family-operated farm or business at any time during the year, on a part-time or full-time basis.

Year-Round Full-Time Worker. A year-round full-time worker is one who worked usually 35 hours or more per week for 50 weeks or more during the preceding calendar year.

Years of School Completed. Data on years of school completed are derived from the combination of answers to questions concerning the highest grade of school attended by the person and whether or not that grade is finished. Educational attainment applies only to progress in "regular" school. Such schools include graded public, private, and parochial elementary and high schools (both junior and senior high), colleges, universities, and professional schools, whether day schools or night schools. Thus, regular schooling is that which may advance a person toward an elementary school certificate or high school diploma, or a college, university, or professional school degree. Schooling in other than regular schools is counted only if the credits obtained are regarded as transferable to a school in the regular school system.

DATA DICTIONARY INDEX

Current Population Survey, March 1980

<u>Item</u>	<u>Character Position</u>
<u>HOUSEHOLD RECORD INDEX</u>	
<u>Geographic Code and Size</u>	
Central City Status Code	H50
Division Code	H38
FIPS SMSA Code	H45
Modified SMSA Status Code	H49
Region Code	H37
SMSA Rank by Size	H43
SMSA Size Recode	H51
State Geographic Code	H39
State Population Size Rank	H41
<u>Household Characteristics</u>	
Farm Nonfarm Recode	H56
Household Members Age 5-18, Presence of	H103
Household Number (Edited)	H16
Household Status	H69
Household Type	H13
Number of Families in this Household	H11
Number Housing Units in Structure	H34
Number of Married Couples in Household	
Excluding Householder and Spouse	H83
Number of Persons in Household Under Age 18	H70
Number of Persons in this Household	H9
Public Housing Project	H61
Race of Householder	H30
Relationship to Householder Recode	H81
Rent Subsidy	H62
Tenure of Household	H60
Trailer Portion of Unique Household	H7
Type of Living Quarters	H58
<u>Income (Cash and Noncash)</u>	
Free or Reduced Price Lunch Received	
At School	H106,107
Household Income Percent Cut 1	H84
Household Income Percent Cut 2	H85
Household Income Recode	H87
Lunch Eaten at School	H104,105
Number of Months Members Received	
Food Stamps	H110
Number of Persons in Household	H82
Covered by Food Stamps	H109
Total Household Income	H72
Value of Food Stamps Received by	
Household Members	H112

<u>Noninterview Reason</u>	
Noninterview Reason	H31
Weight for Noninterview Records	H33
<u>Number of Families</u> (See Household Characteristics)	
<u>Number of Married Couples</u> (See Household Characteristics)	
<u>Number of Persons</u> (See Household Characteristics)	
<u>Public Housing</u> (See Household Characteristics)	
<u>Race of Head</u> (See Household Characteristics)	
<u>Record Identification</u>	
Allocation Flag for HH Number	H57
Household Record Type	H331
Identification Number	H18
Index of Principal Person	H14
Month-In-Sample Code	H17
Sequence Number	H1
<u>SMSA</u> (See Geographic Code and Size)	
<u>Weight</u>	
Household Weight	H196
<u>FAMILY RECORD INDEX</u>	
<u>Age</u>	
Members 18 to 64 Years of Age	F148
Members 65 Years and Over	F149
Number of Children in Family 5 to 17	F166
Persons in Family Under 18	F165
Presence of Related Children by Age	F147
<u>Flags</u>	
Flag-CS (child support)	F142
Flag-DI (dividends)	F139
Flag-EA (total family earnings)	F144
Flag-FR (farm)	F134
Flag-IN (interest)	F138
Flag-OT (other)	F145
Flag-PA (public assistance)	F137
Flag-RE (rental income or royalties)	F141
Flag-SE (self-employment)	F133

Flag-SP (supplemental income)	F136
Flag-US (U.S. government sources-Social Security or Railroad Retirement)	F135
Flag-TO (total family)	F143
Flag-VP (veterans payments)	F140
Flag-WS (wages and salaries)	F132
<u>Household Characteristics</u>	
Description of Family	F146
Householder of Spanish Origin	F19
Kind of Family	F9
Number of Earners in Family	F169
Number of Family Members in Labor Force	F167
Number of Persons in Family	F11
Sex and Marital Status of Family Householder and Labor Force Status of Spouse	F168
Type of Family	F10
<u>Income of Family (Low-Income Level)</u>	
Family Income to Low Income Level	F189
Low Income (Poverty) Cutoff Dollar Amount	F181
Ratio of Family Income to Low-Income Level	F190
<u>Income</u>	
Child Support, Etc.	F97
Dividends, Etc.	F74
Farm Income	F35
Family Income Percent Cut 1	F178, 179
Family Income Recode	F192
Interest	F66
Money Received from Social Security and Railroad Retirement	F42
Public Assistance and Welfare	F58
Retirement	F89
Self-employment Income	F28
Sources of Income	F194
Supplemental Security, Money from U.S. and State and Local Government	F50
Veterans Payment, Etc.	F81
Wages and Salaries	F20
<u>Income Reciprocity</u>	
Type A Other Income	F170
Type B Other Income	F171
Type C Other Income	F172
Type D Other Income	F173
Type E Other Income	F174
Type F Other Income	F175
Type G Other Income	F176
Type H Other Income	F177
<u>Income Total of Family</u>	
Total Family Income	F105

Total Family Earnings	F114
Total Other Family Income	F123

Labor Force (See Household Characteristics)

Marital Status

Age of Oldest Own Child, Any Marital Status	F163
Age of Youngest Own Child, Any Marital Status	F161
Own Children, Any Age, Any Marital Status	F151
Own Children Under 25, Any Marital Status	F152
Own Never Married Children Under 15	F154
Own Never Married Children Under 18	F150,153

Own Children

Own Children under 1	F160
Own Children under 3	F159
Own Children under 5	F158
Own Children under 6	F157
Own Children under 9	F156
Own Children under 12	F155

Record Identification

Household Record Type	F331
Family Sequence Number Within Household	F7
Index in Persons Record of Family Householder or Reference Person	F13
Index in Persons Record of Family Spouse or Reference Person	F15
Index in Persons Record of Last Member	F17
Unique Household Identifier	F1

Sex (See Household Characteristics)

Weight

Family Weight	F196
---------------	------

PERSON RECORD INDEX

Age, Marital Status, Race, and Sex

Age Recode	P306
Age Recode 1	P304
Age in Single Years	P110
Marital Status	P107
Race	P109
Sex	P108
Spanish Ethnicity	P113

Armed Forces (See Veteran Status)

Education

Attending College March 1975	P338
------------------------------	------

Completed Highest Grade Attended	P117
Highest Grade Attended	P115

Employment Characteristics

Employment Status	
Class of Worker (Current Job)	P59
Class of Worker (Longest Job Last Year)	P150
Class of Worker Recode 1	P314
Class of Worker Recode 2	P315
Did Not Work Last Year	P129
Earner Recode	P313
Employment Status Recode	P12
Experiences Labor Force Status (Edited)	P13
Full-Part Time Status Recode	P14
Getting Paid for Time Off Last Week	P22
Labor Force Recode 1	P295
Labor Force Recode 2	P296
Major Activity (Last Week)	P15
Number of Employers Last Year	P138
Part-Full Time Recode	P309
Reason Work Part-Time	P149
What was Done Most of Remaining Weeks Last Year	P145
When Last Worked For Pay	P60
When Last Worker Full-Time 2 Weeks or More	P48
Working March 1975	P336
Hours of Work	
Hours Per Week Worked Last Year	P136
Hours Worked (Last Week)	P16
Usually Worked 35 Hours Per Week	P18
Usually Worked 35+ Hours Per Week at Job	P23
Worked Less Than 35 Hours One Week Last	P146
Reason Not Working 35 Hours Per Week	P19
Looking For Work	
Believe No Work Available Not Looking	P31
Checked Employer Directly	P26
Checked Private Employment Agency	P25
Checked Public Employment Agency	P24
Checked with Friends	P27
Could Not Find Any Work	P32
Did Nothing	P29
Intend to Look for Work Next Twelve Months	P63
Looking for Full-or Part-Time Work	P45
Looking for Work Last Year	P130
Looked for Work in Between Jobs	P139
Other Method Used	P30
Placed or Answered Ads	P28

Want Regular Job Now	P62
Weeks Looking All in One Stretch	P144
Weeks Looking or on Layoff	P141,142
Weeks Looking for Work	P142
Weeks Looking for Nonworkers in 1975	P131
Why Started Looking for Work	P42
Work Recode 1, Work Experience Weeks Looking	P310
Work Recode 2, Part Year Worker Weeks Looking	P311
Work Recode 3, Part Year Worker Weeks Looking	P312
Unable to Work	
Any reason could not take job	P46
Cannot arrange child care	P36
Did not know	P41
Employers think too young or old	P34
Family Responsibility	P37
Ill Health or other physical disability	P39
In School or Other Training	P38
Lacks Necessary Schooling	P33
Lost Full Weeks Work due to Work Layoff	P140
Main Reason did not Work Last Year	P133
Other	P40
Personal Handicap	P35
Reason could not take work last week	P47
Why left job	P61
Weeks Worked	
Weeks Worked Part-Time	P147
Weeks Worked Recode	P307
Weeks Worked Last Year	P134
Why Not at Work Last Week	P21
<u>Flag</u>	
Allocation	P64,65,66,67,68,69 70,71,72,73,74,75, 76,77,78,79,80,81, 82,84,85,90
Child Support	P190
Dividend	P187
Farm Income	P182
Interest	P186
Public Assistance	P185
Rental Income	P189
Self Employment	P181
State and Local Government	P184
Top Coded	P269,270,271 272,273,274,275 276,277,278,279 280,281,282
U.S. Government	P183

Veterans Payments	P188
Wages and Salaries Flag	P180
<u>Highest Grade Completed (See Education)</u>	
<u>Household Characteristics</u>	
Family Number	P105
Family Relationship	P106
Family Type	P104
Household Recode (1 thru 4)	P297, 299, 300, 302
Parents Recode (Presence of Parents)	P303
Relationship to Householder	P103
<u>Income (Non-Wages and Salaries Sources)</u>	
Alimony, child support, other income	P243
Dividends, Rentals, Trust	P227
Farm	P202
Interest Amount	P222
Income Cut-off	P289
Pension	P238
Person's Income Recode	P324
Personal Income Total	P248
Public Assistance Amount	P217
Self-employment	P196
Source of Income Recode	P326
Supplemental Security	P213
Total earnings	P255
Total other income	P262
U.S. Government	P208
Veterans', Unemployment, Workmen's Compensation	P233
Wages or Salaries	P191
<u>Income Reciprocity</u>	
Aid to Dependent Children	P164
Alimony and Child Support	P177
Anything else	P179
Dividends	P167
Estates and Trust	P169
Farm Income	P159
Federal Government Pension	P175
Interest	P166
Military Retirement	P174
Other Public Assistance	P165
Other Regular Contribution	P178
Private Pensions	P173
Railroad Retirement	P161
Rent and Royalties	P168
Self-employment	P158
Social Security	P160
State and local government	P163
State and local government pension	P176
U.S. Government	P162

Unemployment compensation	P171
Veterans' payments	P170
Wage and Salary	P157
Workmen's Compensation	P172
<u>Insurance/Pension Coverage</u>	
CHAMPUS or Military Health Care	P353,354
Group Health	P345,348
Other Persons Covered	P347
Part Paid by Employer	P346
Medicaid	P351,352
Medicare	P349,350
Other Health Insurance	P355,356
Other Persons Covered	P357
Pension Plan	P343,344
<u>LABOR FORCE</u> (See Employment Characteristics)	
<u>PERSONS</u>	
<u>Industry</u>	
Detailed Industry Recode 4	P322
Industry (current job)	P49
Industry code (Longest job last year)	P151
Industry Recode (current job)	P52
Major Industry Recode 3	P316
<u>Occupation</u>	
Detailed Occupation Recode 3	P318
Major Occupation Recode 4	P320
Occupation Code (current job)	P56
Occupation Recode (current job)	P54
Occupation Code (Longest job last year)	P154
<u>Record Identification</u>	
Family Membership Key	P10
Person Record Type	P331
Person sequence number within house	P7
Population type Item 25A	P102
Principal person indicator	P9
Related Subfamily Membership Key	P11
Unique Household Identifier	P1
<u>Residence</u>	
Living in same house March 1975	P339
Migration	P328
Region of Residence in 1975-Migration	P329
Residence 1975 to 1979	P341
SMSA Residence in 1975 Recode	P330
SMSA Residence March 1975	P340
<u>Race</u> (See Age, Marital Status, Race, and Sex)	
<u>Sex</u> (See Age, Marital Status, Race)	

Unemployment (See Employment Characteristics)

Veteran Status

In Armed Forces March 1975
Veteran Status

P337
P112

Weights

Basic CPS Person Weight
March Supplement Weight

P91
P118

CHANGES IN DATA DICTIONARY SINCE 1979

Descriptive labels in the March 1980 CPS data dictionary have been revised, where necessary, to reflect the changes in household and family concepts for the March 1980 and future CPS surveys. For more details see "Changes in Current Population Survey Concepts" section in this documentation. Former and new CPS descriptive items are outlined below.

MARCH 1979 CPS DATA DICTIONARY

HEAD
 HEAD OF HOUSEHOLD
 WIFE
 SUBFAMILY
 SECONDARY FAMILY
 PRIMARY INDIVIDUAL
 SECONDARY INDIVIDUAL
 PRIMARY FAMILY
 HEAD OF FAMILY

MARCH 1980 CPS DATA DICTIONARY

HOUSEHOLDER
 HOUSEHOLD
 SPOUSE
 RELATED SUBFAMILY
 UNRELATED SUBFAMILY
 NONFAMILY HOUSEHOLDER
 UNRELATED INDIVIDUAL
 FAMILY
 HOUSEHOLDER

Other notable changes in the March 1980 CPS Data Dictionary are reflected below.

MARCH 1979 CPS DATA DICTIONARY

MARCH 1980 CPS DATA DICTIONARY

Household Record

H87
 Household Income Recode (2)

01 NONE
 02 LOSS
 03 \$1 TO \$999
 04 \$1,000 TO \$1,999
 05 \$2,000 TO \$2,999
 06 \$3,000 TO \$3,999
 07 \$4,000 TO \$4,999
 08 \$5,000 TO \$5,999
 09 \$6,000 TO \$6,999
 10 \$7,000 TO \$7,999
 11 \$8,000 TO \$8,999
 12 \$9,000 TO \$9,999

H87
 Household Income Recode (2)

01 NONE
 02 LOSS
 03 \$1 TO \$2,499
 04 \$2,500 TO \$4,999
 05 \$5,000 TO \$7,499
 06 \$7,500 TO \$9,999
 07 \$10,000 TO \$12,499
 08 \$12,500 TO \$14,999
 09 \$15,000 TO \$17,499
 10 \$17,500 TO \$19,999
 11 \$20,000 TO \$22,499
 12 \$22,500 TO \$24,999

NOTE: The number in parentheses following each description represents the character size of the data item.

Household Record
(Continued)

13 \$10,000 TO \$10,999
14 \$11,000 TO \$11,999
15 \$12,000 TO \$13,499
16 \$13,500 TO \$14,999
17 \$15,000 TO \$17,499
18 \$17,500 TO \$19,999
19 \$20,000 TO \$21,999
20 \$22,000 TO \$24,999
21 \$25,000 TO \$29,999
22 \$30,000 TO \$49,999
23 \$50,000 OR MORE

13 \$25,000 TO \$27,499
14 \$27,500 TO \$29,999
15 \$30,000 TO \$32,499
16 \$32,500 TO \$34,999
17 \$35,000 TO \$37,499
18 \$37,500 TO \$39,999
19 \$40,000 TO \$44,999
20 \$45,000 TO \$49,999
21 \$50,000 TO \$59,999
22 \$60,000 TO \$74,999
23 \$75,000 AND OVER

H89
Filler (107)

H89
Filler (14)

H103
Presence of Household
Members 5-18 (1)

H104
Complete Lunch Eaten
At School (1)

H105
Number of Children
Who Eat Complete
Lunch At School (1)

H106
Free or Reduced Price
Lunch (1)

H107
Number of Children
Who Receive Free or
Reduced Price Lunch (1)

H108
Household Received Food
Stamps (1)

H109
Number of Persons in
Household Covered by
Food Stamps (1)

NOTE: The number in parentheses following each description represents the character size of the data item.

Household Record
(Continued)

H110
Number of Months Food Stamps
Received (2)

H112
Total Value of Food Stamps
Received (4)

H116
Allocation Flag (1)

H117
Filler (79)

Family Record

F187
Worker and Relationship of
Workers to Head of Household (2)

F187
Filler (2)

F192
Family Income Recode (2)

F192
Family Income Recode (2)

00 NIU
01 NONE
02 LOSS
03 \$1 TO \$499
04 \$500 TO \$999
05 \$1,000 TO \$1,499
06 \$1,500 TO \$1,999
07 \$2,000 TO \$2,499
08 \$2,500 TO \$2,999
09 \$3,000 TO \$3,499
10 \$3,500 TO \$3,999
11 \$4,000 TO \$4,999
12 \$5,000 TO \$5,999
13 \$6,000 TO \$6,999
14 \$7,000 TO \$7,999
15 \$8,000 TO \$8,999
16 \$9,000 TO \$9,999
17 \$10,000 TO \$10,999
18 \$11,000 TO \$11,999
19 \$12,000 TO \$12,999
20 \$13,000 TO \$13,999

00 NIU
01 NONE
02 LOSS
03 \$1 TO \$999
04 \$1,000 TO \$1,999
05 \$2,000 TO \$2,499
06 \$2,500 TO \$2,999
07 \$3,000 TO \$3,499
08 \$3,500 TO \$3,999
09 \$4,000 TO \$4,999
10 \$5,000 TO \$5,999
11 \$6,000 TO \$6,999
12 \$7,000 TO \$7,499
13 \$7,500 TO \$7,999
14 \$8,000 TO \$8,499
15 \$8,500 TO \$8,999
16 \$9,000 TO \$9,999
17 \$10,000 TO \$12,499
18 \$12,500 TO \$14,999
19 \$15,000 TO \$17,499
20 \$17,500 TO \$19,999

NOTE: The number in parentheses following each description represents the character size of the data item.

Family Record
(Continued)

21 \$14,000 TO \$14,999
 22 \$15,000 TO \$15,999
 23 \$16,000 TO \$16,999
 24 \$17,000 TO \$17,999
 25 \$18,000 TO \$19,999
 26 \$20,000 TO \$24,999
 27 \$25,000 TO \$49,999
 28 \$50,000 AND OVER

21 \$20,000 TO \$24,999
 22 \$25,000 TO \$29,999
 23 \$30,000 TO \$34,999
 24 \$35,000 TO \$39,999
 25 \$40,000 TO \$49,999
 26 \$50,000 TO \$59,999
 27 \$60,000 TO \$74,999
 28 \$75,000 AND OVER

F207
 Filler (124)

F207
 Index in Person Record
 of Family Wife (2)

F209
 Index in Person Record
 of Family Husband (2)

F211
 Filler (120)

Person Record

P208
 Income from U.S. Government (4)

P208
 Income from U.S. Government (5)

P212
 Supplemental Security Income (4)

P213
 Supplemental Security Income (4)

P216
 Public Assistance Amount (5)

P217
 Public Assistance Amount (5)

P221
 Interest Amount (5)

P222
 Interest Amount (5)

P226
 Dividends, Rentals, Trust
 Income (6)

P227
 Dividends, Rentals, Trust
 Income (6)

NOTE: The number in parentheses following each description represents the character size of the data item.

Person Record
(Continued)

P274
Flag 53B Top Coded (1)

P275
Flag 53B Top Coded (1)

P275
Flag 53C Top Coded (1)

P276
Flag 53C Top Coded (1)

P276
Flag 53D Top Coded (1)

P277
Flag 53D Top Coded (1)

P277
Flag 53E Top Coded (1)

P278
Flag 53E Top Coded (1)

P278
Flag 53F Top Coded (1)

P279
Flag 53F Top Coded (1)

P279
Flag-PIN-TOT - Top Coded (1)

P280
FLPINTOT Top Coded (1)

P280
Flag-PIN-ERN Top Coded (1)

P281
FLPINERN Top Coded (1)

P281
Flag PIN-OTH Top Coded (1)

P282
FLPINOTH Top Coded (1)

P282
Working March 1975 (1)

P283
Filler (6)

P283
In Armed Forces March 1975 (1)

P284
Attending College March 1975 (1)

(SEE P336-P341 BELOW)

P285
Living in same house March 1975 (1)

NOTE: The number in parentheses following each description represents the character size of the data item.

Person Record
(Continued)

P232
Veterans, Unemployment
Workmen's Compensation (5)

P233
Veterans, Unemployment
Workmen's Compensation (5)

P237
Pension Income (5)

P238
Pension Income (5)

P242
Alimony, Child Support,
Other Income (5)

P243
Alimony, Child Support,
Other Income (5)

P247
Personal Income (7)

P248
Personal Income (7)

P254
Total Earnings (7)

P255
Total Earnings (7)

P261
Total Other Income (7)

P262
Total Other Income (7)

P268
Flag 51A Top Coded (1)

P269
Flag 51A Top Coded (1)

P269
Flag 51B Top Coded (1)

P270
Flag 51B Top Coded (1)

P270
Flag 51C Top Coded (1)

P271
Flag 51C Top Coded (1)

P271
Flag 52A Top Coded (1)

P272
Flag 52A Top Coded (1)

P272
Flag 52B Top Coded (1)

P273
Flag 52B Top Coded (1)

P273
Flag 53A Top Coded (1)

P274
Flag 53A Top Coded (1)

NOTE: The number in parentheses following each description represents the character size of the data item.

Person Record
(Continued)

P286
SMSA Residence March 1975 (1)

P287
Residence 1975 to Residence 1979 (2)

P324
Person's Income Recode (2)

00 NIU
01 NONE
02 LOSS
03 \$1 TO \$499
04 \$500 TO \$999
05 \$1,000 TO \$1,499
06 \$1,500 TO \$1,999
07 \$2,000 TO \$2,499
08 \$2,500 TO \$2,999
09 \$3,000 TO \$3,499
10 \$3,500 TO \$3,999
11 \$4,000 TO \$4,999
12 \$5,000 TO \$5,999
13 \$6,000 TO \$6,999
14 \$7,000 TO \$7,999
15 \$8,000 TO \$8,999
16 \$9,000 TO \$9,999
17 \$10,000 TO \$10,999
18 \$11,000 TO \$11,999
19 \$12,000 TO \$12,999
20 \$13,000 TO \$13,999
21 \$14,000 TO \$14,999
22 \$15,000 TO \$15,999
23 \$16,000 TO \$16,999
24 \$17,000 TO \$17,999
25 \$18,000 TO \$19,999
26 \$20,000 TO \$24,999
27 \$25,000 TO \$49,999
28 \$50,000 AND OVER

P324
Person's Income Recode (2)

00 NIU
01 NONE
02 LOSS
03 \$1 TO \$999
04 \$1,000 TO \$1,999
05 \$2,000 TO \$2,499
06 \$2,500 TO \$2,999
07 \$3,000 TO \$3,499
08 \$3,500 TO \$3,999
09 \$4,000 TO \$4,999
10 \$5,000 TO \$5,999
11 \$6,000 TO \$6,999
12 \$7,000 TO \$7,499
13 \$7,500 TO \$7,999
14 \$8,000 TO \$8,499
15 \$8,500 TO \$8,999
16 \$9,000 TO \$9,999
17 \$10,000 TO \$12,499
18 \$12,500 TO \$14,999
19 \$15,000 TO \$17,499
20 \$17,500 TO \$19,999
21 \$20,000 TO \$24,999
22 \$25,000 TO \$29,999
23 \$30,000 TO \$34,999
24 \$35,000 TO \$39,999
25 \$40,000 TO \$49,999
26 \$50,000 TO \$59,999
27 \$60,000 TO \$74,999
28 \$75,000 AND OVER

P334
Filler (9)

P334
Filler (2)

P336
Working March 1975 (1)

NOTE: The number in parentheses following each description represents the character size of the data item.

Person Record
(Continued)

(SEE P282-P287 ABOVE)

- P337
In Armed Forces March 1975 (1)
- P338
Attending College March 1975 (1)
- P339
Living in Same House March 1975 (1)
- P340
SMSA Residence March 1975 (1)
- P341
Residence 1975 to Residence 1980 (2)
- P343
Existence of Pension Plan (1)
- P344
Included in Pension Plan at Work (1)
- P345
Included in Employer Group
Health Plan (1)
- P346
Employer Helped Pay for Group
Health Plan (1)
- P347
Other Persons Covered By Group
Health Plan (1)
- P348
Covered by Group Health
(Edited) (1)

NOTE: The number in parentheses following each description represents the character size of the data item.

Person Record
(Continued)

- P349
Covered by Medicare (1)
- P350
Covered by Medicare
(Edited) (1)
- P351
Covered by Medicaid (1)
- P352
Covered by Medicaid
(Edited) (1)
- P353
Covered by CHAMPUS or
Military Health Care (1)
- P354
Covered By Champus or
Military Health Care
(Edited) (1)
- P355
Other Health Insurance (1)
- P356
Covered by Other Health
Insurance (Edited) (1)
- P357
Other Persons Covered By
Health Insurance (1)

NOTE: The number in parentheses following each description represents the character size of the data item.

HOW TO USE THE DATA DICTIONARY

This computer-generated report documents the data contents and the record layout of the file. Below is a brief description of the information provided for each data item.

The first line of each data item description gives the name, size/scale, begin position, data type, and the variable label. Following those items, on subsequent lines, are any applicable notes and value codes. Each of these items is defined below.

1. Name. This is an arbitrarily assigned 8 character identifier. It may be a mnemonic such as "STATE" or "EDNUMBER", or sequential identifiers such as "TAB1", "TAB2", etc.
2. Size/Scale. The size of a data item is given in characters. The scale of a data item is given in integer powers of 10. Implied decimals or multipliers (in integer powers of ten only) are indicated by a "-" or a "+" followed by a number. For example, 123.45 would appear on the data tape as 12345, and the size/scale value would be 5/-2. A number recorded in thousands (12,345,000 for example) would appear on the data tape as 12345 and the size/scale value would be 5/+3. Scale factors which are not an integer power of ten are identified in the notes following the label, and in the footnotes.
3. Begin. This is the location in the data record of the first character of the data item.
4. Data Type. The data type indicates whether the data item is alphanumeric (A) or numeric (N).
5. Description.

Label. This is a single 40 character line or a set of 40 character lines which describes the data item.

Notes and Value Codes. This section provides any relevant notes or footnote references. In addition, any value codes necessary for the data item are listed and labeled here.

DATA DICTIONARY

LOGICAL RECORD LENGTH = 360

CURRENT POPULATION SURVEY, MARCH 1980
THIS FILE IS ALSO KNOWN AS THE ANNUAL DEMOGRAPHIC FILE.

THIS FILE PRESENTS CURRENT DATA ON THE COMPOSITION AND ECONOMIC STATUS OF THE POPULATION OF THE UNITED STATES. IT PROVIDES COMPREHENSIVE INFORMATION ON THE EMPLOYMENT STATUS, OCCUPATION, AND INDUSTRY OF PERSONS OF CURRENT JOB FOR 14 YEARS OLD AND OVER. WORK EXPERIENCE AND INCOME ARE PROVIDED FOR 15 YEARS OLD AND OVER. CHARACTERISTICS SUCH AS AGE, SEX, RACE, MARITAL STATUS, FAMILY RELATIONSHIP, INCOME, AND SPANISH ETHNICITY ARE SHOWN FOR EACH PERSON IN THE HOUSEHOLDS ENUMERATED. THE FILE CONTAINS 3 DIFFERENT RECORD TYPES. THESE TYPES ARE THE HOUSEHOLD, FAMILY AND PERSON RECORDS. HOUSEHOLD RECORDS CONTAIN THE GEOGRAPHIC INFORMATION AND LIMITED INFORMATION ON HOUSEHOLDS. FAMILY RECORDS CONTAIN INFORMATION ON FAMILY INCOME AND OTHER FAMILY CHARACTERISTICS. PERSON RECORDS CONTAIN DETAILED INCOME, EMPLOYMENT, AND OTHER DEMOGRAPHIC DATA. EACH RECORD CONTAINS AN INDIVIDUAL WEIGHT. A RECORD IS ALSO PROVIDED FOR HOUSEHOLDS IN THE SAMPLE BUT NOT INTERVIEWED.

FILE STRUCTURE:

FOR A DETAILED DESCRIPTION OF THE FILE STRUCTURE, SEE DISCUSSION BEGINNING ON PAGE 8 OF TECHNICAL DOCUMENTATION.

CPSMAR80 DATA DICTIONARY

RECORD H

NAME	SIZE/ SCALE	BEGIN	DATA TYPE	
HHSEQNUM	6	1	A	HOUSEHOLD SEQUENCE NUMBER - UNIQUE ID SAME ID WILL APPEAR FOR EACH PERSON IN THIS HOUSEHOLD IN THE PPSEQNUM SAME ID WILL APPEAR FOR EACH FAMILY IN THIS HOUSEHOLD IN THE FFSEQNUM
HHPOS	2	7	A	TRAILER PORTION OF UNIQUE HOUSEHOLD 00=FOR HOUSEHOLD RECORD 01-39=FOR PERSON RECORD 41-79=FOR FAMILY RECORD
NUMPERS	2	9	A	NUMBER OF PERSONS IN THIS HOUSEHOLD
NUMFAM	2	11	A	NUMBER OF FAMILIES IN THIS HOUSEHOLD
HHTYPE	1	13	A	HOUSEHOLD TYPE 1 INTERVIEW HOUSEHOLD, WITH HOUSEHOLDER 2 GROUP QUARTERS (COLLECTIVE HH) 3 NONINTERVIEW TYPE A 4 NONINTERVIEW TYPE B/C
PPINDIND	2	14	A	INDEX OF PRINCIPAL PERSON NIU (NOT IN UNIVERSE) 00 01-39 INDEX OF PRINCIPAL PERSON
ITEM9	1	16	A	HOUSEHOLD NUMBER (EDITED) 1 HOUSEHOLD 1 2 HOUSEHOLD 2 3 HOUSEHOLD 3 4 HOUSEHOLD 4 5 HOUSEHOLD 5 6 HOUSEHOLD 6 7 HOUSEHOLD 7 8 HOUSEHOLD 8

CPSMAR80 DATA DICTIONARY

RECORD H

NAME	SIZE/ SCALE	BEGIN	DATA TYPE	
MIS	1	17	A	MONTH-IN-SAMPLE CODE GENERATED FROM MONTH AND ROTATION
HHIDNUM	12	18	A	HOUSEHOLD IDENTIFICATION NUMBER
BITMI4RC	1	30	A	RACE OF HOUSEHOLDER (NONINTERVIEW) 0 NIU 1 WHITE 2 BLACK 3 OTHER
BITMI5RC	2	31	A	NONINTERVIEW REASON 00 NIU 01 VACANT - REGULAR 02 VACANT - STORAGE FOR HH FURNITURE 03 TEMPORARILY OCCUP. BY UNRELATED PERS. 04 UNFIT OR TO BE DEMOLISHED 05 UNDER CONSTRUCTION, NOT READY 06 CONVERTED TO TEMP BUSINESS OR STORAGE 07 OCCUPIED BY PERSONS IN AF OR UNDER 14 08 UNOCCUPIED TENT OR TRAILER SITE 09 PERMIT GRANTED, CONST. NOT STARTED 10 OTHER 11 DEMOLISHED 12 HOUSE OR TRAILER MOVED 13 OUTSIDE SEGMENT 14 CONVERTED TO PERM BUSINESS OR STORAGE 15 MERGED 16 CONDEMNED 17 BUILT AFTER APRIL 1,1970 18 UNUSED LINE ON LISTING SHEET 19 OTHER
BNIWGT	1	33	A	WEIGHT CODE FOR NON-INTERVIEW RECORDS 0 NIU 1 REGULAR TYPE A,B, OR C NON-INTERVIEW 2 SUBSAMPLE TYPE A NON-INTERVIEW 3 SUBSAMPLE TYPE B NON-INTERVIEW 4 SUBSAMPLE TYPE C NON-INTERVIEW

CPSMAR80 DATA DICTIONARY

RECORD H

NAME	SIZE/ SCALE	BEGIN	DATA TYPE
NUMHU	1	34	A
		0	NUMBER HOUSING UNITS IN STRUCTURE
		1	NOT CODED (NC)
		2	1
		3	2
		4	3-4
		5	5-9
			10+

FILL1	2	35	A	FILLER
-------	---	----	---	--------

REGION	1	37	A	GEOGRAPHIC REGION CODE
		1		NORTHEAST
		2		NORTH CENTRAL
		3		SOUTH
		4		WEST

DIVISION	1	38	A	GEOGRAPHIC DIVISION CODE
		1		NEW ENGLAND
		2		MIDDLE ATLANTIC
		3		EAST NORTH CENTRAL
		4		WEST NORTH CENTRAL
		5		SOUTH ATLANTIC
		6		EAST SOUTH CENTRAL
		7		WEST SOUTH CENTRAL
		8		MOUNTAIN
		9		PACIFIC

MSTSTATE	2	39	A	GEOGRAPHIC STATE CODE
		11		MAINE
		12		NEW HAMPSHIRE
		13		VERMONT
		14		MASSACHUSETTS
		15		RHODE ISLAND
		16		CONNECTICUT
		21		NEW YORK
		22		NEW JERSEY
		23		PENNSYLVANIA
		31		OHIO
		32		INDIANA

CPSMAR80 DATA DICTIONARY

NAME	SIZE/ SCALE	BEGIN	RECORD H	DATA TYPE
TEXAS		04		
ILLINOIS		05		
OHIO		06		
MICHIGAN		07		
NEW JERSEY		08		
FLORIDA		09		
MASSACHUSETTS		10		
INDIANA		11		
NORTH CAROLINA		12		
MISSOURI		13		
VIRGINIA		14		
GEORGIA		15		
WISCONSIN		16		
TENNESSEE		17		
MARYLAND		18		
MINNESOTA		19		
LOUISIANA		20		
ALABAMA		21		
WASHINGTON		22		
KENTUCKY		23		
CONNECTICUT		24		
IOWA		25		
SOUTH CAROLINA		26		
OKLAHOMA		27		
KANSAS		28		
MISSISSIPPI		29		
COLORADO		30		
OREGON		31		
ARKANSAS		32		
ARIZONA		33		
WEST VIRGINIA		34		
NEBRASKA		35		
UTAH		36		
NEW MEXICO		37		
MAINE		38		
RHODE ISLAND		39		
HAWAII		40		
DISTRICT OF COLUMBIA		41		
NEW HAMPSHIRE		42		
IDAHO		43		
MONTANA		44		
SOUTH DAKOTA		45		
NORTH DAKOTA		46		
DELAWARE		47		
NEVADA		48		
VERMONT		49		
WYOMING		50		
ALASKA		51		

CPSMAR80 DATA DICTIONARY

NAME	SIZE/ SCALE	BEGIN	RECORD H	DATA TYPE
ILLINOIS		33		
MICHIGAN		34		
WISCONSIN		35		
MINNESOTA		41		
IOWA		42		
MISSOURI		43		
NORTH DAKOTA		44		
SOUTH DAKOTA		45		
NEBRASKA		46		
KANSAS		47		
DELAWARE		51		
MARYLAND		52		
DISTRICT OF COLUMBIA		53		
VIRGINIA		54		
WEST VIRGINIA		55		
NORTH CAROLINA		56		
SOUTH CAROLINA		57		
GEORGIA		58		
FLORIDA		59		
KENTUCKY		61		
TENNESSEE		62		
ALABAMA		63		
MISSISSIPPI		64		
ARKANSAS		71		
LOUISIANA		72		
OKLAHOMA		73		
TEXAS		74		
MONTANA		81		
IDAHO		82		
WYOMING		83		
COLORADO		84		
NEW MEXICO		85		
ARIZONA		86		
UTAH		87		
NEVADA		88		
WASHINGTON		91		
OREGON		92		
CALIFORNIA		93		
ALASKA		94		
HAWAII		95		

MSTSTRAN	2	41	A	STATE POPULATION SIZE RANK (1970)
				CALIFORNIA
		01		NEW YORK
		02		PENNSYLVANIA
		03		

CP5MAR80 DATA DICTIONARY

RECORD H

NAME	SIZE/ SCALE	BEGIN	DATA TYPE	SMSA RANK BY SIZE (1970)
SMSA	2	43	A	NOT APPLICABLE
		00		NEW YORK, N.Y.
		01		LOS ANGELES-LONG BEACH, CALIF.
		02		CHICAGO, ILL.
		03		PHILADELPHIA, PA.
		04		DETROIT, MICH.
		05		SAN FRANCISCO-OAKLAND, CALIF.
		06		WASHINGTON, D.C.-MD.-VA.
		07		BOSTON, MASS.
		08		NASSAU-SUFFOLK, N.Y.
		09		PITTSBURGH, PA.
		10		ST. LOUIS, MO.-ILL.
		11		BALTIMORE, MD.
		12		CLEVELAND, OHIO
		13		HOUSTON, TEXAS
		14		NEWARK, N.J.
		15		MINNEAPOLIS-ST. PAUL, MINN.
		16		DALLAS, TEXAS
		17		SEATTLE-EVERETT, WASH.
		18		ANAHEIM-SANTA ANA-GARDEN GROVE, CALI
		19		MILWAUKEE, WIS.
		20		ATLANTA, GA.
		21		CINCINNATI, OHIO
		22		PATTERSON-CLIFTON-PASSAIC, N.J.
		23		SAN DIEGO, CALIF.
		24		BUFFALO, N.Y.
		25		MIAMI, FLA.
		26		KANSAS CITY, MO.-KAN.
		27		DENVER, COLO.
		28		SAN BERNARDINO-RIVERSIDE-ONTARIO, CA
		29		INDIANAPOLIS, IND.
		30		SAN JOSE, CALIF.
		31		NEW ORLEANS, LA.
		32		TAMPA-ST. PETERSBURG, FLA.
		33		PORTLAND, ORE.-WASH.
		34		COLUMBUS, OHIO
		36		ROCHESTER, N.Y.
		38		SACRAMENTO, CALIF.
		42		FORT WORTH, TEXAS
		44		BIRMINGHAM, ALA.
		45		ALBANY-SCHENECTADY-TROY, N.Y.
		46		NORFOLK-PORTSMOUTH, VA.
		48		AKRON, OHIO
		49		GARY-HAMMOND-EAST CHICAGO, IND.
		53		GREENSBORO-WINSTON-SALEM-HIGH POINT,
		57		

CPSMAR80 DATA DICTIONARY

RECORD H

NAME	SIZE/ SCALE	BEGIN	DATA TYPE	FIPS SMSA CODE
SMSAFIPS	4	45	A	NOT IDENTIFIABLE
		0000		NEW YORK, N.Y.
		5600		LOS ANGELES-LONG BEACH, CALIF.
		4430		CHICAGO, ILL.
		1600		PHILADELPHIA, PA.
		6160		DETROIT, MICH.
		2160		SAN FRANCISCO-OAKLAND, CALIF.
		7360		WASHINGTON, D.C.-MD.-VA.
		8840		BOSTON, MASS.
		1120		NASSAU-SUFFOLK, N.Y.
		5380		PITTSBURGH, PA.
		6280		ST. LOUIS, MO.-ILL.
		7040		BALTIMORE, MD.
		0720		CLEVELAND, OHIO
		1680		HOUSTON, TEXAS
		3360		NEWARK, N.J.
		5640		MINNEAPOLIS-ST. PAUL, MINN.
		5120		DALLAS, TEXAS
		1920		SEATTLE-EVERETT, WASH.
		7600		ANAHEIM-SANTA ANA-GARDEN GROVE, CA
		0360		MILWAUKEE, WIS.
		5080		ATLANTA, GA.
		0520		CINCINNATI, OHIO
		1640		PATTERSON-CLIFTON-PASSAIC, N.J.
		6040		SAN DIEGO, CALIF.
		7320		BUFFALO, N.Y.
		1280		MIAMI, FLA.
		5000		KANSAS CITY, MO.-KAN.
		3760		DENVER, COLO.
		2080		SAN BERNARDINO-RIVERSIDE-ONTARIO,
		7280		INDIANAPOLIS, IND.
		3480		SAN JOSE, CALIF.
		7400		NEW ORLEANS, LA.
		5560		TAMPA-ST. PETERSBURG, FLA.
		8280		PORTLAND, ORE.-WASH.
		6440		COLUMBUS, OHIO
		1840		ROCHESTER, N.Y.
		6840		SACRAMENTO, CALIF.
		6920		FORT WORTH, TEXAS
		2800		BIRMINGHAM, ALA.
		1000		ALBANY-SCHENECTADY-TROY, N.Y.
		0160		NORFOLK-PORTSMOUTH, VA.
		5720		AKRON, OHIO
		0080		GARY-HAMMOND-EAST CHICAGO, IND.
		2960		GREENSBORO-WINSTON-SALEM-HIGH POINT
		3120		

CPSMAR80 DATA DICTIONARY

RECORD H

NAME	SIZE/ SCALE	BEGIN	DATA TYPE	DESCRIPTION
MSTMSAR	1	49	A	MODIFIED SMSA STATUS CODE
		1		SMSA
		2		NON SMSA
		3		NOT IDENTIFIABLE
CCCSMSA	1	50	A	CENTRAL CITY STATUS CODE
		1		CENTRAL CITY
		2		BALANCE OF SMSA
		3		NON SMSA
		4		NOT IDENTIFIABLE
SMSASIZR	1	51	A	SMSA SIZE RECODE
		0		NIU
		1		3,000,000 OR MORE
		2		1,000,000 - 2,999,999
FILL2	4	52	A	FILLER
LANDUSAG	1	56	A	FARM NON-FARM RECODE
		1		NONFARM
		2		FARM 10 OR MORE ACRES
		3		FARM LESS THAN 10 ACRES
AITEM9	1	57	A	ALLOCATION FLAG FOR HH NUMBER
		0		NOT ALLOCATED
		1		ALLOCATED
ITEM4	2	58	A	TYPE OF LIVING QUARTERS
		01		HOUSE, APARTMENT
		02		IN NONTRANSIENT HOTEL, ETC
		03		HU PERMANENT, IN TRANSIENT HOTEL, ETC
		04		HU IN ROOMING HOUSE
		05		MOBILE HOME OR TRAILER
		06		HU NOT SPECIFIED ABOVE
		07		QUARTERS NOT HU (GQ)

CPSMAR80 DATA DICTIONARY

RECORD H

NAME	SIZE/ SCALE	BEGIN	DATA TYPE	
TENURE	1	60	A	TENURE OF HOUSEHOLD (ITEM 60)
		08		UNIT NOT PERMANENT (GQ)
		09		TENT/TRAILER SITE (GQ)
		10		OTHER NOT HU (GQ)
		1		OWNED OR BEING BOUGHT
		2		RENTED
		3		NO CASH RENT
PUBLIC	1	61	A	PUBLIC HOUSING PROJECT (ITEM 61)
		0		NIU
		1		YES
		2		NO
LOWERREN	1	62	A	RENT SUBSIDY (ITEM 62)
		0		NIU
		1		YES
		2		NO
FILL3	6	63	A	FILLER
HHSTATUS	1	69	A	HOUSEHOLD STATUS
		0		NIU (GROUP QUARTERS)
		1		FAMILY
		2		NONFAMILY HOUSEHOLDER LIVING ALONE
		3		NONFAMILY HOUSEHOLDER LIVING WITH NONRELATIVES
HHUND18	2	70	A	NUMBER OF PERSONS IN HOUSEHOLD UNDER AGE 18
		00		NONE
HHINCTOT	9	72	A	TOTAL HOUSEHOLD INCOME

CPSMAR80 DATA DICTIONARY

RECORD H

NAME SIZE/ SCALE BEGIN DATA TYPE

NEGATIVE AMT = INCOME LOSS
 POSITIVE AMT = INCOME
 000000000 = NO INCOME

HHRECREL 1 81 A RELATIONSHIP TO HOUSEHOLDER RECODE
 NIU (GROUP QUARTERS)
 0 ALL MEMBERS RELATED TO HOUSEHOLDER
 1 NO MEMBERS RELATED TO HOUSEHOLDER
 2 SOME MEMBERS RELATED TO HOUSEHOLDER
 3

HHNUMNRL 1 82 A NUMBER OF PERSONS IN HOUSEHOLD
 NOT RELATED TO HOUSEHOLDER
 NONE/ NIU (GROUP QUARTERS)
 0 1 PERSON
 1 2 PERSONS
 2 3 PERSONS
 3 4 OR MORE PERSONS
 4

HHNUMCPL 1 83 A NUMBER OF MARRIED COUPLES IN HOUSEHOLD
 EXCLUDING HOUSEHOLDER AND SPOUSE
 NONE
 0 1 COUPLE
 1 2+ COUPLES
 2

HHTOP5PC 1 84 A HOUSEHOLD INCOME PERCENT CUT 1
 NATIONAL HOUSEHOLD INCOME RANKING
 NIU (GROUP QUARTERS)
 0 NOT IN TOP 5 PCT
 1 IN TOP 5 PCT
 2

HHPCTCUT 2 85 A HOUSEHOLD INCOME PERCENT CUT 2
 NATIONAL HOUSEHOLD INCOME RANKING
 NIU (GROUP QUARTERS)
 00 LOWEST 5 PER CENT
 01 SECOND 5 PER CENT
 02 THIRD 5 PER CENT
 03 FOURTH 5 PER CENT
 04 FIFTH 5 PER CENT
 05

CPSMAR80 DATA DICTIONARY

RECORD H

NAME	SIZE/ SCALE	BEGIN	DATA TYPE
		06	SIXTH 5 PER CENT
		07	SEVENTH 5 PER CENT
		08	EIGHTH 5 PER CENT
		09	NINTH 5 PER CENT
		10	TENTH 5 PER CENT
		11	ELEVENTH 5 PER CENT
		12	TWELVETH 5 PER CENT
		13	THIRTEENTH 5 PER CENT
		14	FOURTEENTH 5 PER CENT
		15	FIFTEENTH 5 PER CENT
		16	SIXTEENTH 5 PER CENT
		17	SEVENTEENTH 5 PER CENT
		18	EIGHTEENTH 5 PER CENT
		19	NINETEENTH 5 PER CENT
		20	TOP 5 PER CENT

HHINCME	2	87	A	HOUSEHOLD INCOME RECODE
		01		NONE
		02		LOSS
		03		\$1 TO \$2,499
		04		\$2,500 TO \$4,999
		05		\$5,000 TO \$7,499
		06		\$7,500 TO \$9,999
		07		\$10,000 TO \$12,499
		08		\$12,500 TO \$14,999
		09		\$15,000 TO \$17,499
		10		\$17,500 TO \$19,999
		11		\$20,000 TO \$22,499
		12		\$22,500 TO \$24,999
		13		\$25,000 TO \$27,499
		14		\$27,500 TO \$29,999
		15		\$30,000 TO \$32,499
		16		\$32,500 TO \$34,999
		17		\$35,000 TO \$37,499
		18		\$37,500 TO \$39,999
		19		\$40,000 TO \$44,999
		20		\$45,000 TO \$49,999
		21		\$50,000 TO \$59,999
		22		\$60,000 TO \$74,999
		23		\$75,000 AND OVER

FILL4 14 89 A FILLER

CPSMAR80 DATA DICTIONARY

RECORD H

NAME	SIZE/ SCALE	BEGIN	DATA TYPE	
HMEMB518	1	103	A	PRESENCE OF HOUSEHOLD MEMBERS 5-18
		1		HOUSEHOLD MEMBERS 5-18 PRESENT
		2		NO HOUSEHOLD MEMBERS 5-18
HHOTLUN	1	104	A	COMPLETE LUNCH EATEN AT SCHOOL
		0		NOT IN UNIVERSE
		1		CHILDREN EAT COMPLETE LUNCH AT SCHOOL
		2		NO CHILDREN EAT COMPLETE LUNCH AT SCHOOL
HNUMHOT	1	105	A	NUMBER OF CHILDREN WHO EAT
		0		COMPLETE LUNCH AT SCHOOL
				NOT IN UNIVERSE
HFREELUN	1	106	A	FREE OR REDUCED PRICE LUNCH
		0		NOT IN UNIVERSE
		1		CHILDREN RECEIVE FREE OR REDUCED PRICE LUNCH
		2		NO CHILDREN RECEIVE FREE OR REDUCED PRICE LUNCH
HNUMFREE	1	107	A	NUMBER OF CHILDREN WHO RECEIVE
		0		FREE OR REDUCED PRICE LUNCH
				NOT IN UNIVERSE
HF00DSP	1	108	A	HOUSEHOLD RECEIVED FOOD STAMPS
		1		YES
		2		NO
HNUMFS	1	109	A	NUMBER OF PERSONS IN HOUSEHOLD
		0		COVERED BY FOOD STAMPS
		1		NOT IN UNIVERSE
		2		1 PERSON
		3		2 PERSONS
		4		3 PERSONS
	5		4 PERSONS	
				5 PERSONS

CPSMAR80 DATA DICTIONARY

NAME	SIZE/ SCALE	BEGIN	DATA TYPE	RECORD H	
	6		PERSONS		
	7		PERSONS		
	8		OR MORE PERSONS		
HNUMMO	2	110	A		NUMBER OF MCNTHS FOOD STAMPS RECEIVED VALUE RANGE IS FROM 01 TO 12 NOT IN UNIVERSE
		00			
HVALUEFS	4	112	A		TOTAL VALUE OF FOOD STAMPS RECEIVED VALUE RANGE IS FROM 0001 TO 5999 NOT IN UNIVERSE
		0000			
HFSALFLG	1	116	A		ALLOCATION FLAG
		0			NO ALLOCATION
		1			INCOME AMOUNT ALLOCATED
		2			RECIPIENCY ALLOCATED
		3			INCOME AND RECIPIENCY ALLOCATED
FILLW	79	117	A		FILLER
HHSUPWGT	11/-2	196	A		HOUSEHOLD WEIGHT
FILL5	124	207	A		FILLER
HHRECTYP	1	331	A		HOUSEHOLD RECORD TYPE
		1			HOUSEHOLD RECORD
FILL6	29	332	A		FILLER

CPSMAR80 DATA DICTIONARY

NAME	SIZE/ SCALE	BEGIN	DATA TYPE	RECORD	F
FFSEQNUM	6	1	A		UNIQUE HOUSEHOLD IDENTIFIER
FFPOS	2	7	A		FAMILY SEQUENCE NUMBER WITHIN HOUSEHOLD
FKIND	1	9	A		KIND OF FAMILY 1 FAMILY 2 RELATED SUBFAMILY 3 UNRELATED SUBFAMILY 4 NONFAMILY HOUSEHOLDER 5 UNRELATED INDIVIDUALS
FTYPE	1	10	A		TYPE OF FAMILY 1 MARRIED COUPLE FAMILY 2 OTHER FAMILY, MALE HOUSEHOLDER 3 OTHER FAMILY, FEMALE HOUSEHOLDER
FPERSONS	2	11	A		NUMBER OF PERSONS IN FAMILY
FHOUHIND	2	13	A		INDEX IN PERSONS RECORD OF FAMILY HOUSEHOLDER OR REFERENCE PERSON
FSPOUSIN	2	15	A		INDEX IN PERSONS RECORD OF FAMILY SPOUSE 00 = NO SPOUSE 01 = ILLEGAL CODE 02-39 = INDEX OF SPOUSE
FLASTIND	2	17	A		INDEX IN PERSONS RECORD OF LAST MEMBER ALL PERSONS FROM FHOUHIND THRU FLASTIND ARE MEMBERS OF THIS FAMILY
FSPANHEA	1	19	A		HOUSEHOLDER OF SPANISH ORIGIN

GPSMAR80 DATA DICTIONARY

RECORD F

NAME	SIZE/ SCALE	BEGIN	DATA TYPE	1 2	YES NO	
FINCWS	8	20	A			FAMILY INCOME - WAGES AND SALARIES
FINCSE	7	28	A			FAMILY INCOME - SELF EMPLOYMENT INCOME 000000 = NONE NEGATIVE AMT = INCOME (LOSS) POSITIVE AMT = INCOME
FINCFR	7	35	A			FAMILY INCOME - FARM INCOME 000000 = NONE NEGATIVE AMT = INCOME (LOSS) POSITIVE AMT = INCOME
FINCUS	8	42	A			FAMILY INCOME - MONEY RECEIVED FROM U.S. GOV'T. INCLUDES SOCIAL SECURITY AND RAILROAD RETIREMENT
FINCSP	8	50	A			FAMILY INCOME - SUPPLEMENTAL SECURITY INCLUDES MONEY RECEIVED FROM US AND STATE AND LOCAL GOV'T
FINCPA	8	58	A			FAMILY INCOME - PUBLIC ASSISTANCE AND WELFARE INCLUDES AID TO FAMILIES WITH DEPENDANT CHILDREN AND OTHER ASSISTANCE
FINCINT	8	66	A			FAMILY INCOME - INTEREST
FINCDIV	7	74	A			FAMILY INCOME - DIVIDENDS, ETC.

CPSMAR80 DATA DICTIONARY

NAME	SIZE/ SCALE	BEGIN	RECORD	DATA TYPE	
FINCVP	8	81	A	INCLUDES DIVIDENDS, NET RENTAL INCOME OR ROYALTIES, ESTATES OR TRUSTS NEGATIVE AMT = INCOME (LOSS) POSITIVE AMT = INCOME 0000000 = NONE	
FINCRET	8	89	A	FAMILY INCOME -- VETERANS PAYMENTS ETC. INCLUDES VETERANS PAYMENTS UNEMPLOYMENT COMPENSATION WORKMENS COMPENSATION	
FINCCS	8	97	A	FAMILY INCOME -- RETIREMENT INCLUDES PRIVATE PENSIONS AND ANNUITIES MILITARY RETIREMENT FEDERAL GOV'T EMPLOYEE PENSIONS STATE OR LOCAL GOV'T PENSIONS	
FINCTOT	9	105	A	FAMILY INCOME -- CHILD SUPPORT, ETC. INCLUDES ALIMONY AND CHILD SUPPORT OTHER REGULAR CONTRIBUTIONS FROM PERSON NOT IN HOUSEHOLD AND ANYTHING ELSE	
FINCEARN	9	114	A	TOTAL FAMILY INCOME 00000000 = NONE NEGATIVE AMT = INCOME (LOSS) POSITIVE AMT = INCOME	
FINCOTH	9	123	A	TOTAL FAMILY EARNINGS 00000000 = NONE NEGATIVE AMT = INCOME (LOSS) POSITIVE AMT = INCOME	
	9		A	TOTAL OTHER FAMILY INCOME 00000000 = NONE NEGATIVE AMT = INCOME (LOSS)	

CPSMAR80 DATA DICTIONARY

RECORD F

NAME	SIZE/ SCALE	BEGIN	DATA TYPE	
FLFINCWS	1	132	A	TOP-CODED FLAG-WS THE VARIOUS INCOME FIELDS HAVE BEEN TOP CODED TO PREVENT DISCLOSURE NOT TOP CODED TOP CODED
FLAGFING	1	133	A	TOP-CODED FLAG-SE NOT TOP CODED SPRESSED VALUE
FLFINCFR	1	134	A	TOP-CODED FLAG-FR NOT TOP CODED SPRESSED VALUE
FLFINCUS	1	135	A	TOP-CODED FLAG-US NOT TOP CODED SPRESSED VALUE
FLFINCSP	1	136	A	TOP-CODED FLAG-SP NOT TOP CODED SPRESSED VALUE
FLFINCPA	1	137	A	TOP-CODED FLAG-PA NOT TOP CODED SPRESSED VALUE
FLFINCIN	1	138	A	TOP-CODED FLAG-IN NOT TOP CODED SPRESSED VALUE
FLFINC DI	1	139	A	TOP-CODED FLAG-DI NOT TOP CODED SPRESSED VALUE

CPSMAR80 DATA DICTIONARY

NAME	SIZE/ SCALE	BEGIN	RECORD	DATA TYPE	DESCRIPTION
FLFNCVP	1	140	F	A	TOP-CODED FLAG-VP NOT TOP CODED SPRESSED VALUE
FLFINCRE	1	141	F	A	TOP-CODED FLAG-RE NOT TOP CODED SPRESSED VALUE
FLFINCCS	1	142	F	A	TOP-CODED FLAG-CS NOT TOP CODED SPRESSED VALUE
FLFINCTO	1	143	F	A	TOP-CODED FLAG-TO NOT TOP CODED SPRESSED VALUE
FLFINCEA	1	144	F	A	TOP-CODED FLAG-EA NOT TOP CODED SPRESSED VALUE
FLFINCOT	1	145	F	A	TOP-CODED FLAG-OT NOT TOP CODED SPRESSED VALUE
FRECODE1	1	146	F	A	DESCRIPTION OF FAMILY FAMILY CONTAINING NO RELATED SUBFAMILY FAMILY WITH 1 OR MORE RELATED SUBFAMILIES UNRELATED SUBFAMILY RELATED SUBFAMILY NONFAMILY HOUSEHOLDER UNRELATED INDIVIDUAL 15+, IN A HH UNRELATED INDIVIDUAL 15+, IN GRP. QTR UNRELATED INDIVIDUAL, UNDER 15, IN HH UNRELATED INDIVIDUAL, UNDER 15, IN GQ

CPSMAR80 DATA DICTIONARY

RECORD F

NAME	SIZE/ SCALE	BEGIN	DATA TYPE	
FRECODE98	1	147	A	PRESENCE OF RELATED CHILDREN BY AGE NIJ (PRIMARY AND UNRELATED INDIVIDUAL SOME UNDER 3 ALL 3 TO 5 ALL 6 TO 17 NONE UNDER 18
		0		
		1		
		2		
		3		
		4		
FRECODE5	1	148	A	FAMILY MEMBERS 18 TO 64 YEARS OF AGE
		0		NONE
		1		1 MEMBER
		2		2 MEMBERS
		3		3 MEMBERS
		4		4 MEMBERS
		5		5 MEMBERS
		6		6 MEMBERS
		7		7 OR MORE MEMBERS
FRECODE6	1	149	A	FAMILY MEMBERS 65 YEARS AND OVER
		0		NONE
		1		1 MEMBER
		2		2 MEMBERS
		3		3 MEMBERS
		4		4 MEMBERS
		5		5 OR MORE MEMBERS
FRECODE7	1	150	A	OWN NEVER MARRIED CHILDREN UNDER 18
		0		NO OWN CHILDREN UNDER 18
		1		1 OR MORE, ALL UNDER 6
		2		1 OR MORE, SOME UNDER 6, SOME 6-17
		3		1 OR MORE, ALL 6-17
FREC8	1	151	A	OWN CHILDREN, ANY AGE, ANY MARITAL STATUS
		0		NONE
		1		1 CHILD
		2		2 CHILDREN
		3		3 CHILDREN
		4		4 CHILDREN
		5		5 CHILDREN
		6		6 CHILDREN

CPSMAR80 DATA DICTIONARY

RECORD F

NAME	SIZE/ SCALE	BEGIN	DATA TYPE
	7		CHILDREN
	8		CHILDREN
	9		OR MORE CHILDREN
FREC9	1	152	A
			OWN CHILDREN UNDER 25, ANY MARITAL STATUS
	0		NONE
	1		CHILD
	2		CHILDREN
	3		CHILDREN
	4		CHILDREN
	5		CHILDREN
	6		CHILDREN
	7		CHILDREN
	8		CHILDREN
	9		OR MORE CHILDREN

FREC10	1	153	A
			OWN NEVER MARRIED CHILDREN UNDER 18
	0		NONE
	1		CHILD
	2		CHILDREN
	3		CHILDREN
	4		CHILDREN
	5		CHILDREN
	6		CHILDREN
	7		CHILDREN
	8		CHILDREN
	9		OR MORE CHILDREN

FREC11	1	154	A
			OWN NEVER MARRIED CHILDREN UNDER 15
	0		NONE
	1		CHILD
	2		CHILDREN
	3		CHILDREN
	4		CHILDREN
	5		CHILDREN
	6		CHILDREN
	7		CHILDREN
	8		CHILDREN
	9		OR MORE CHILDREN

CPSMAR80 DATA DICTIONARY

NAME	SIZE/ SCALE	BEGIN	RECORD	DATA TYPE
FREC12	1	155	A	OWN CHILDREN UNDER 12
		0		NONE
		1		1 CHILD
		2		2 CHILDREN
		3		3 CHILDREN
		4		4 CHILDREN
		5		5 CHILDREN
		6		6 CHILDREN
		7		7 CHILDREN
		8		8 OR MORE CHILDREN
FREC13	1	156	A	OWN CHILDREN UNDER 9
		0		NONE
		1		1 CHILD
		2		2 CHILDREN
		3		3 CHILDREN
		4		4 CHILDREN
		5		5 CHILDREN
		6		6 OR MORE CHILDREN
FREC14	1	157	A	OWN CHILDREN UNDER 6
		0		NONE
		1		1 CHILD
		2		2 CHILDREN
		3		3 CHILDREN
		4		4 CHILDREN
		5		5 CHILDREN
		6		6 OR MORE CHILDREN
FREC15	1	158	A	OWN CHILDREN UNDER 5
		0		NONE
		1		1 CHILD
		2		2 CHILDREN
		3		3 CHILDREN
		4		4 CHILDREN
		5		5 CHILDREN
		6		6 OR MORE CHILDREN
FREC16	1	159	A	OWN CHILDREN UNDER 3

CPSMAR80 DATA DICTIONARY

RECORD F

NAME SIZE/SCALE BEGIN DATA TYPE

0 NONE
 1 1 CHILD
 2 2 CHILDREN
 3 3 CHILDREN
 4 4 CHILDREN
 5 5 OR MORE CHILDREN

FREC17 1 160 A OWN CHILDREN UNDER 1
 0 NONE
 1 1 CHILD
 2 2 CHILDREN
 3 3 OR MORE CHILDREN

FREC19 2 161 A AGE OF YOUNGEST OWN CHILD,
 ANY MARITAL STATUS
 NIU
 00 LESS THAN 1 YEAR
 01 1 YEAR
 02 2 YEARS
 03 3 YEARS
 04 4 YEARS
 05 5 YEARS
 06 6 YEARS
 07 7 YEARS
 08 8 YEARS
 09 9 YEARS
 10 10 YERAS
 11 11 YEARS
 12 12 YEARS
 13 13 YEARS
 14 14 YEARS
 15 15 YEARS
 16 16 YERAS
 17 17 YEARS
 18 18 YERAS
 19 19 YERAS
 20 20 YEARS
 21 21 YEARS
 22 22 YEARS
 23 23 YEARS
 24 24 YEARS
 25 25 YEARS
 26 AND OVER

CPSMAR80 DATA DICTIONARY

RECORD F

NAME	SIZE/ SCALE	BEGIN	DATA TYPE
FREC21	2	163	A
			AGE OF OLDEST OWN CHILD, ANY MARITAL STATUS
			NIU
			LESS THAN 1 YEAR
		00	1 YEAR
		01	2 YEARS
		02	3 YEARS
		03	4 YEARS
		04	5 YEARS
		05	6 YEARS
		06	7 YEARS
		07	8 YEARS
		08	9 YEARS
		09	10 YEARS
		10	11 YEARS
		11	12 YEARS
		12	13 YEARS
		13	14 YEARS
		14	15 YEARS
		15	16 YEARS
		16	17 YEARS
		17	18 YEARS
		18	19 YEARS
		19	20 YEARS
		20	21 YEARS
		21	22 YEARS
		22	23 YEARS
		23	24 YEARS
		24	25 YEARS AND OVER
		25	
		26	

NAME	SIZE/ SCALE	BEGIN	DATA TYPE
FUNDRI8	1	165	A
			PERSONS IN FAMILY UNDER 18
			NONE, NIU
		0	1 PERSON
		1	2 PERSONS
		2	3 PERSONS
		3	4 PERSONS
		4	5 PERSONS
		5	6 PERSONS
		6	7 PERSONS
		7	8 PERSONS
		8	9 OR MORE PERSONS
		9	

NAME	SIZE/ SCALE	BEGIN	DATA TYPE
RECST017	1	166	A
			NUMBER OF CHILDREN IN FAMILY 5 TO 17

CPSMAR80 DATA DICTIONARY

RECORD F

SIZE/
SCALE BEGIN DATA
TYPE

0 NONE,NIU
1 CHILD
2 CHILDREN
3 CHILDREN
4 CHILDREN
5 CHILDREN
6 OR MORE CHILDREN

FREC25 1 167 A NUMBER OF FAMILY MEMBERS IN LABOR FORCE
0 NONE
1 FAMILY MEMBER
2 FAMILY MEMBERS
3 OR MORE FAMILY MEMBERS

FREC26 1 168 A SEX AND MARITAL STATUS OF FAMILY HOUSE-
HOLDER AND LABOR FORCE STATUS OF SPOUSE
1 HOUSEHOLDER OR REFERENCE PERSON,
MARRIED SPOUSE PRESENT, SPOUSE
IN THE LABOR FORCE
2 HOUSEHOLDER OR REFERENCE PERSON,
MARRIED SPOUSE PRESENT, SPOUSE
NOT IN LABOR FORCE
3 MALE HOUSEHOLDER OR REFERENCE
PERSON, NO SPOUSE PRESENT
4 FEMALE HOUSEHOLDER OR REFERENCE
PERSON, NO SPOUSE PRESENT

FREC27 1 169 A NUMBER OF EARNERS IN FAMILY
0 NONE
1 EARNER
2 EARNERS
3 EARNERS
4 EARNERS
5 OR MORE EARNERS

FREC31A 1 170 A TYPE A OTHER INCOME RECIPIENCY
1 NONE
2 SOCIAL SECURITY ONLY
3 RAILROAD RETIREMENT ONLY
4 BOTH

CPSMAR80 DATA DICTIONARY

NAME	SIZE/ SCALE	BEGIN	RECORD F	DATA TYPE
FREC31B	1	171	A	TYPE B OTHER INCOME RECIPIENCY 1 NONE 2 U S GOV'T 3 STATE OR LOCAL GOV'T 4 BOTH
FREC31C	1	172	A	TYPE C OTHER INCOME RECIPIENCY 1 NONE 2 AID TO DEP. CHILDREN 3 OTHER AID 4 BOTH
FREC31D	1	173	A	TYPE D OTHER INCOME RECIPIENCY 1 NONE 2 INTEREST
FREC31E	1	174	A	TYPE E OTHER INCOME RECIPIENCY 1 NONE 2 DIVIDENDS ONLY 3 RENTAL ONLY 4 ESTATES ONLY 5 DIVIDENDS AND RENTAL 6 DIVIDENDS AND ESTATES 7 RENTAL AND ESTATES 8 DIVIDENDS, RENTAL AND ESTATES
FREC31F	1	175	A	TYPE F OTHER INCOME RECIPIENCY 1 NONE 2 VETERAN PAYMENTS ONLY 3 UNEMPLOYMENT COMP. ONLY 4 WORKMENS COMP. ONLY 5 VETERANS AND UNEMP COMP 6 VETERANS AND WORKMENS COMP 7 UNEMP AND WORKMENS COMP 8 VETERANS, UNEMP AND WORKMENS COMP
FREC31G	1	176	A	TYPE G OTHER INCOME RECIPIENCY

CPSMAR80 DATA DICTIONARY

NAME	SIZE/ SCALE	BEGIN	RECORD	DATA TYPE	
		17		SEVENTEENTH 5 PER CENT	
		18		EIGHTEENTH 5 PER CENT	
		19		NINETEENTH 5 PER CENT	
		20		TOP 5 PER CENT	
FLOWINC	6	181	A	LOW INCOME (POVERTY) CUTOFF DOLLAR AMT 00000 = NIU (PRIMARY AND UNRELATED INDIVIDUAL)	
FILLX	2	187	A	FILLER	
RFAMLIS	1	189	A	FAMILY INCOME TO POVERTY LEVEL BELOW POVERTY LEVEL 100 - 124 PCT. OF THE POVERTY LEVEL 125 - 149 PCT. OF THE POVERTY LEVEL 150 AND ABOVE THE POVERTY LEVEL	
RPOVLL	2	190	A	RATIO OF FAMILY INCOME TO POVERTY LEVEL UNDER .50 .50 TO .74 .75 TO .99 1.00 TO 1.24 1.25 TO 1.49 1.50 TO 1.74 1.75 TO 1.99 2.00 TO 2.49 2.50 TO 2.99 3.00 TO 3.49 3.50 TO 3.99 4.00 TO 4.49 4.50 TO 4.99 5.00 AND OVER	
RFINCM2	2	192	A	FAMILY INCOME RECODE NIU NONE LOSS	

CPSMAR80 DATA DICTIONARY

RECORD F

SIZE/
SCALE BEGIN DATA
SCALE TYPE

1 NONE
2 PRIVATE PENSIONS ONLY
3 MILITARY RETIREMENT ONLY
4 FEDERAL GOV'T ONLY
5 STATE OR LOCAL GOV'T ONLY
6 ALL COMBINATIONS OF ABOVE

FREC31H 1 177 A TYPE H OTHER INCOME RECIPIENCY
1 NONE
2 ALIMONY OR CHILD SUPPORT ONLY
3 OTHER CONTRIBUTIONS ONLY
4 ANYTHING ELSE
5 ALIMONY AND OTHER
6 ALIMONY AND ANYTHING ELSE
7 OTHER AND ANYTHING ELSE
8 ALIMONY, OTHER ANYTHING ELSE

FTOP5PCT 1 178 A FAMILY INCOME PERCENT CUT
NATIONAL FAMILY INCOME RANKING
NIU (PRIMARY & UNRELATED INDIVIDUAL)
0 NOT IN TOP 5 PCT
1 IN TOP 5 PCT
2

FPCTCUT 2 179 A FAMILY INCOME PERCENT CUT
NATIONAL FAMILY INCOME RANKING
NIU (PRIMARY & UNRELATED INDIVIDUAL)
00 LOWEST 5 PER CENT
01 SECOND 5 PER CENT
02 THIRD 5 PER CENT
03 FOURTH 5 PER CENT
04 FIFTH 5 PER CENT
05 SIXTH 5 PER CENT
06 SEVENTH 5 PER CENT
07 EIGHTH 5 PER CENT
08 NINTH 5 PER CENT
09 TENTH 5 PER CENT
10 ELEVENTH 5 PER CENT
11 TWELVETH 5 PER CENT
12 THIRTEENTH 5 PER CENT
13 FOURTEENTH 5 PER CENT
14 FIFTEENTH 5 PER CENT
15 SIXTEENTH 5 PER CENT
16

CPSMAR80 DATA DICTIONARY

RECORD F

NAME	SIZE/ SCALE	BEGIN	DATA TYPE
		03	\$1 TO \$999
		04	\$1,000 TO \$1,999
		05	\$2,000 TO \$2,499
		06	\$2,500 TO \$2,999
		07	\$3,000 TO \$3,499
		08	\$3,500 TO \$3,999
		09	\$4,000 TO \$4,999
		10	\$5,000 TO \$5,999
		11	\$6,000 TO \$6,999
		12	\$7,000 TO \$7,499
		13	\$7,500 TO \$7,999
		14	\$8,000 TO \$8,499
		15	\$8,500 TO \$8,999
		16	\$9,000 TO \$9,999
		17	\$10,000 TO \$12,499
		18	\$12,500 TO \$14,999
		19	\$15,000 TO \$17,499
		20	\$17,500 TO \$19,999
		21	\$20,000 TO \$24,999
		22	\$25,000 TO \$29,999
		23	\$30,000 TO \$34,999
		24	\$35,000 TO \$39,999
		25	\$40,000 TO \$49,999
		26	\$50,000 TO \$59,999
		27	\$60,000 TO \$74,999
		28	\$75,000 AND OVER

RFSINC2	2	194	A	SOURCE OF INCOME
		01		WAGE OR SALARY
		02		SELF-EMPLOYMENT
		03		WAGE OR SALARY AND SELF-EMPLOYMENT IN
		04		EARNINGS AND SOCIAL SECURITY INCOME
		05		EARNINGS AND PUB ASSISTANCE INCOME
		06		EARNINGS AND SUPPLEMENTAL SECURITY
		07		EARNINGS AND OTHER INCOME ONLY
		08		OTHER COMBINATIONS
		09		SOCIAL SECURITY INCOME ONLY
		10		PUBLIC ASSISTANCE INCOME ONLY
		11		SUPPLEMENTAL SECURITY INCOME ONLY
		12		OTHER INCOME ONLY
		13		SOCIAL SECURITY AND SUPPLEMENTAL ONLY
		14		PUB ASSIST AND SSI ONLY
		15		ASSISTANCE INCOME ONLY
		16		OTHER COMBINATIONS
		17		NO INCOME

CPSMAR80 DATA DICTIONARY

NAME	SIZE/ SCALE	BEGIN	END	DATA TYPE	RECORD F	
FSUPWGT	11/-2	196		A		FAMILY WEIGHT
FWIFEINX	2	207	0	A		INDEX IN PERSON RECORD OF FAMILY WIFE NO WIFE 1-39 LINE NUMBER FOR WIFE PERSON RECORD (SEE PPOS ON FORMAT P)
FHUSBINX	2	209	0	A		INDEX IN PERSON RECORD OF FAMILY HUSBAND NO HUSBAND 1-39 LINE NUMBER FOR HUSBAND ON PERSON RECORD (SEE PPOS ON FORMAT P)
FILL7	120	211		A		FILLER
FFRECTYP	1	331	2	A		FAMILY RECORD TYPE FAMILY RECORD
FILL8	29	332		A		FILLER

CPSMAR80 DATA DICTIONARY

NAME	SIZE/ SCALE	BEGIN	DATA TYPE	RECORD P	
PPSEQNUM	6	1	A		UNIQUE HOUSEHOLD IDENTIFIER
PPOS	2	7	A		PERSONS SEQUENCE NUMBER WITHIN HOUSE
BPPIND	1	9	A		PRINCIPAL PERSON INDICATOR NIU, NO YES
FMEMKEY	1	10	A		FAMILY MEMBERSHIP KEY NIU MEMBER UNRELATED SUBFAMILY NO 1 MEMBER UNRELATED SUBFAMILY NO 2 MEMBER UNRELATED SUBFAMILY NO 3 MEMBER UNRELATED SUBFAMILY NO 4 MEMBER UNRELATED SUBFAMILY NO 5 MEMBER UNRELATED SUBFAMILY NO 6 MEMBER OF FAMILY NONFAMILY HOUSEHOLDER OR UNRELATED INDIVIDUAL
SUBFKEY	1	11	A		RELATED SUBFAMILY MEMBERSHIP KEY NIU MEMBER RELATED SUBFAMILY NO 1 MEMBER RELATED SUBFAMILY NO 2 MEMBER RELATED SUBFAMILY NO 3 MEMBER RELATED SUBFAMILY NO 4 MEMBER RELATED SUBFAMILY NO 5 MEMBER RELATED SUBFAMILY NO 6
BESR	1	12	A		EMPLOYMENT STATUS RECODE NIU WORKING EMPLOYED WITH JOB, NOT AT WORK EMPLOYED LOOKING UNEMPLOYED HOUSE KEEPING NILF

CPSMAR80 DATA DICTIONARY

RECORD P

NAME	SIZE/ SCALE	BEGIN	DATA TYPE	
	5		AT SCHOOL	NILF
	6		UNABLE	NILF
	7		OTHER (RETIRED)	NILF
BEXPLF	1	13	A	EXPERIENCED LABOR FORCE STATUS(EDITED)
	0			NIU, NOT IN EXPERIENCED LABOR FORCE
	1			EMPLOYED
	2			UNEMPLOYED
BFULLPAR	1	14	A	FULL-PART TIME STATUS RECODE
	0			NIU, NOT IN LABOR FORCE
	1			EMPLOYED FULL TIME
	2			PART TIME FOR ECONOMIC REASONS
	3			UNEMPLOYED FULL TIME
	4			EMPLOYED PART TIME
	5			UNEMPLOYED PART TIME
BITEM19X	1	15	A	MAJOR ACTIVITY (LAST WEEK)
	0			NIU
	1			WORKING
	2			WITH A JOB BUT NOT AT WORK
	3			LOOKING FOR WORK
	4			KEEPING HOUSE
	5			AT SCHOOL
	6			UNABLE TO WORK
	7			RETIRED (EXPANDED FROM BASIC CPS)
	8			OTHER
DITEM20A	2	16	A	HOURS WORKED (LAST WEEK)
				UNIVERSE IS ESR-1
				ESR IS EMPLOYMENT STATUS RECODE
				AT BEGIN POSITION 12
				NIU
				00
DIT20CYN	1	18	A	USUALLY WORKED 35 HRS PER WEEK
				UNIVERSE IS ESR-1 AND ITEM20A LT 35 HRS

CPSMAR80 DATA DICTIONARY

RECORD P

NAME	SIZE/ SCALE	BEGIN	DATA TYPE
		0	NIU
		1	YES
		2	NO
DIT20CRN	2	19	A
		00	REASON NOT WORKING 35 HRS PER WEEK
		01	UNIVERSE IS ESR=1 AND ITEM20A LT 35 HRS
		02	NIU
		03	SLACK
		04	MATERIAL SHORTAGE
		05	PLANT OR MACHINE REPAIR
		06	NEW JOB STARTED DURING WEEK
		07	JOB TERMINATED DURING WEEK
		08	COULD FIND ONLY PART TIME WORK
		09	HOLIDAY
		10	LABOR DISPUTE
		11	BAD WEATHER
		12	OWN ILLNESS
		13	ON VACATION
		14	TOO BUSY WITH HOUSE, SCHOOL, ETC.
		15	DID NOT WANT FULL TIME WORK
			FULL TIME WORK WEEK LESS THAN 35 HRS
			OTHER
DITEM21A	1	21	A
		0	WHY NOT AT WORK LAST WEEK
		1	UNIVERSE IS ESR=2,3
		2	ESR IS EMPLOYMENT STATUS RECODE
		3	AT BEGIN POSITION 12
		4	NIU
		5	OWN ILLNESS
		6	ON VACATION
		7	BAD WEATHER
		8	LABOR DISPUTE
			NEW JOB, BEGIN 30 DAYSESR=3
			TEMPORARY LAYOFF
			INDEFINITE LAYOFF
			OTHER
			ESR=2
			ESR=2
			ESR=2
			ESR=2
			ESR=3
			ESR=3
			ESR=3
			ESR=2
DITEM21B	1	22	A
			GETTING PAID FOR TIME OFF LAST WEEK
			UNIVERSE IS ESR=2

CPSMAR80 DATA DICTIONARY

NAME	SIZE/ SCALE	BEGIN	RECORD	DATA TYPE	
			P		
				NIU	
				YES	
				NO	
				SELF-EMPLOYED	
DITM21C	1	23	A	USUALLY WORK 35+ HRS PER WEEK AT JOB	
				UNIVERSE IS ESR=2	
				NIU	
				YES	
				NO	
DITM22A1	1	24	A	CHKD PUBLIC EMPLOY AGENCY TO FIND WORK	
				UNIVERSE IS ESR=3	
				NC,NIU	
				YES	
DITM22A2	1	25	A	CHKD PRIVATE EMPLOY AGENCY TO FIND WOR	
				UNIVERSE IS ESR=3	
				NC,NIU	
				YES	
DITM22A3	1	26	A	CHKD EMPLOYER DIRECTLY TO FIND WORK	
				UNIVERSE IS ESR=3	
				NC,NIU	
				YES	
DITM22A4	1	27	A	CHKD WITH FRIENDS TO FIND WORK	
				UNIVERSE IS ESR=3	
				NC,NIU	
				YES	
DITM22A5	1	28	A	PLACED OR ANSWERED ADS TO FIND WORK	
				UNIVERSE IS ESR=3	
				NC,NIU	
				YES	

CPSMAR80 DATA DICTIONARY

RECORD P

NAME	SIZE/ SCALE	BEGIN	DATA TYPE	
DITM22A6	1	29	A	DID NOTHING TO FIND WORK UNIVERSE IS ESR=4 TO 7 NC,NIU YES 0 1
DITM22A7	1	30	A	OTHER METHOD USED TO FIND WORK UNIVERSE IS ESR=3 NC,NIU YES 0 1
DITM24D1	1	31	A	BELIEVE NO WORK AVAILABLE NOT LOOKING UNIVERSE IS DEFINED ON CIVILIAN AGE 14+, MONTH IN SAMPLE 4 OR 8, ESR CODES 4 TO 7, AND ITEM20C CODES 1 OR 2 NC,NIU YES 0 1
DITM24D2	1	32	A	COULD NOT FIND ANY WORK UNIVERSE IS DEFINED ON CIVILIAN AGE 14+, MONTH IN SAMPLE 4 OR 8, ESR CODES 4 TO 7, AND ITEM20C CODES 1 OR 2 NC,NIU YES 0 1
DITM24D3	1	33	A	LACKS NECESSARY SCHOOLING UNIVERSE IS DEFINED ON CIVILIAN AGE 14+, MONTH IN SAMPLE 4 OR 8, ESR CODES 4 TO 7, AND ITEM20C CODES 1 OR 2 NC,NIU YES 0 1
DITM24D4	1	34	A	EMPLOYERS THINK TOO YOUNG OR OLD UNIVERSE IS DEFINED ON CIVILIAN AGE 14+, MONTH IN SAMPLE 4 OR 8, ESR CODES 4 TO 7, AND ITEM20C CODES 1 OR 2 NC,NIU YES 0 1

CPSMAR80 DATA DICTIONARY

NAME	SIZE/ SCALE	BEGIN	RECORD	DATA TYPE	
DITM24D5	1	35	A	PERSONAL HANDICAP UNIVERSE IS DEFINED ON CIVILIAN AGE 14+, MONTH IN SAMPLE 4 OR 8, ESR CODES 4 TO 7, AND ITEM23C CODES 1 OR 2 NC,NIU 0 1 YES	
DITM24D6	1	36	A	CANNOT ARRANGE CHILD CARE UNIVERSE IS DEFINED ON CIVILIAN AGE 14+, MONTH IN SAMPLE 4 OR 8, ESR CODES 4 TO 7, AND ITEM20C CODES 1 OR 2 NC,NIU 0 1 YES	
DITM24D7	1	37	A	FAMILY RESPONSIBILITIES UNIVERSE IS DEFINED ON CIVILIAN AGE 14+, MONTH IN SAMPLE 4 OR 8, ESR CODES 4 TO 7, AND ITEM20C CODES 1 OR 2 NC,NIU 0 1 YES	
DITM24D8	1	38	A	IN SCHOOL OR OTHER TRAINING UNIVERSE IS DEFINED ON CIVILIAN AGE 14+, MONTH IN SAMPLE 4 OR 8, ESR CODES 4 TO 7, AND ITEM20C CODES 1 OR 2 NC,NIU 0 1 YES	
DITM24D9	1	39	A	ILL HEALTH OR OTHER PHYSICAL DISABIL UNIVERSE IS DEFINED ON CIVILIAN AGE 14+, MONTH IN SAMPLE 4 OR 8, ESR CODES 4 TO 7, AND ITEM20C CODES 1 OR 2 NC,NIU 0 1 YES	
DIT24D10	1	40	A	OTHER	

CPSMAR80 DATA DICTIONARY

NAME	SIZE/ SCALE	BEGIN	RECORD	DATA TYPE	
DIT24D11	1	41	A		UNIVERSE IS DEFINED ON CIVILIAN AGE 14+, MONTH IN SAMPLE 4 OR 8, ESR CODES 4 TO 7, AND ITEM20C CODES 1 OR 2 NC,NIU YES
		0			
		1			
DITEM22B	1	42	A		DO NOT KNOW UNIVERSE IS DEFINED ON CIVILIAN AGE 14+, MONTH IN SAMPLE 4 OR 8, ESR CODES 4 TO 7, AND ITEM20C CODES 1 OR 2 NC,NIU YES
		0			
		1			
		2			WHY STARTED LOOKING FOR WORK
		3			UNIVERSE IS ESR=3 ITEM21A NOT EQUAL 6 OR 7
		4			NIU
		5			LOST JOB
					QUIT JOB
					LEFT SCHOOL
					WANTED TEMPORARY WORK
					OTHER
DITEM22C	2	43	A		WEEKS LOOKING FOR WORK UNIVERSE IS ESR=3 00 = NIU
DITEM22D	1	45	A		LOOKING FOR FULL OR PART-TIME WORK UNIVERSE IS ESR=3 NIU FULL TIME PART TIME
		0			
		1			
		2			
DITM22E1	1	46	A		ANY REASON COULD NOT TAKE JOB UNIVERSE IS ESR=3 NIU YES NO
		0			
		1			
		2			

CPSMAR80 DATA DICTIONARY

RECORD P

NAME	SIZE/ SCALE	BEGIN	DATA TYPE
DITM22E2	1	47	A

REASON COULD NOT TAKE WORK LAST WEEK
 UNIVERSE IS U1 OR U2,
 U1 IS ESR=3 AND ITEM22E1=1
 U2 IS ESR=4 TO 7
 NIU
 ALREADY HAD A JOB -- U1
 TEMPORARY ILLNESS -- U1
 GOING TO SCHOOL -- U2
 OTHER -- U2

DITEM22F	1	48	A
----------	---	----	---

WHEN LAST WORKED FULL TIME 2 WKS OR MORE
 UNIVERSE IS ESR=3
 NIU
 IN LAST 5 YRS
 BEFORE LAST 5 YRS
 NEVER WORKED FULL TIME 2+ WKS
 NEVER WORKED AT ALL

DINDUSTR	3	49	A
----------	---	----	---

INDUSTRY (CURRENT JOB)
 UNIVERSE IS ESR=1,2,3 OR ESR=4 TO 7
 AND MONTH IN SAMPLE IS 4 OR 8 AND
 ITEM24A IS 1 TO 5
 000 = NIU OR NC
 (SEE APPENDIX A1 FOR INDUSTRY CODES)

RECODIND	2	52	A
----------	---	----	---

INDUSTRY RECODE (CURRENT JOB)
 SEE APPENDIX A2
 NIU
 AGRICULTURAL PRODUCTION
 AGRICULTURAL SERVICES
 MINING
 CONSTRUCTION
 ORDHANCE
 LUMBER
 FURNITURE
 STONE, CLAY, AND GLASS
 PRIMARY METALS
 FABRICATED METALS (INC. NOT SPECIFIED)
 MACHINERY, EXC. ELECT.
 ELECTRICAL EQUIPMENT
 AUTOMOBILES

CPSMAR80 DATA DICTIONARY

RECORD P

NAME	SIZE/ SCALE	BEGIN	DATA TYPE
		14	AIRCRAFT
		15	OTHER TRANSPORTATION EQUIPMENT
		16	INSTRUMENTS
		17	MISCELLANEOUS
		18	FOOD
		19	TOBACCO
		20	TEXTILES
		21	APPAREL
		22	PAPER
		23	PRINTING
		24	CHEMICALS
		25	PETROLEUM
		26	RUBBER AND PLASTICS
		27	LEATHER AND NOT SPEC. MFG.
		28	RAILROAD AND RAILWAY EXPRESS
		29	OTHER TRANSPORTATION
		30	COMMUNICATIONS
		31	OTHER PUBLIC UTILITIES
		32	WHOLESALE
		33	EATING AND DRINKING PLACES
		34	OTHER RETAIL
		35	BANKING AND OTHER FINANCE
		36	INSURANCE AND REAL ESTATE
		37	PRIVATE HOUSEHOLD SERVICE
		38	BUSINESS
		39	REPAIR
		40	PERSONAL SERVICES, EXC. PRIVATE HOUSEHOLDS
		41	ENTERTAINMENT AND RECREATION
		42	MEDICAL, EXC. HOSPITALS
		43	HOSPITALS
		44	WELFARE AND RELIGIOUS
		45	EDUCATIONAL
		46	OTHER PROFESSIONAL
		47	FORESTRY AND FISHERIES
		48	POSTAL
		49	OTHER FEDERAL
		50	STATE
		51	LOCAL
		52	NEVER WORKED
RECOD0CC	2	54	A OCCUPATION RECODE (CURRENT JOB)
			SEE APPENDIX B2
		00	NIU
		01	ENGINEERS
		02	PHYSICIANS, DENTISTS : RELATED PRACTITIONER
		03	HEALTH WORKERS, EXC. PRACTITIONERS

CPSMAR80 DATA DICTIONARY

RECORD P

NAME	SIZE/ SCALE	BEGIN	DATA TYPE
TEACHERS, EXC. COLLEGE	04		
ENGINEERING AND SCIENCE TECHNICIAN	05		
OTHER PROFESSIONAL--SALARIED	06		
OTHER PROFESSIONAL--SELF-EMPLOYED	07		
SALARIED--MANUFACTURING	08		
SALARIED--OTHER INDUSTRIES	09		
SELF-EMPLOYED--RETAIL TRADE	10		
SELF-EMPLOYED--OTHER	11		
RETAIL TRADE	12		
OTHER	13		
BOOKKEEPERS	14		
OFFICE MACHINE OPERATORS	15		
STENOGRAPHERS, TYPISTS, AND SECRET	16		
OTHER CLERICAL WORKERS	17		
CARPENTERS	18		
OTHER CONSTRUCTION CRAFTSMEN	19		
FOREMEN (N.E.C.)	20		
MACHINISTS AND JOB SETTERS	21		
METAL CRAFTSMEN, EXC. MECHANICS,	22		
MECHANICS--AUTO	23		
MECHANICS, EXCEPT AUTO	24		
ALL OTHER CRAFTSMEN	25		
MINE WORKERS	26		
MOTOR VEHICLES AND EQUIPMENT	27		
OTHER DURABLE GOODS	28		
NONDURABLE GOODS	29		
ALL OTHER	30		
DRIVERS AND DELIVERYMEN	31		
ALL OTHER	32		
CONSTRUCTION	33		
MANUFACTURING	34		
ALL OTHER	35		
PRIVATE HOUSEHOLD WORKERS	36		
CLEANING SERVICE	37		
FOOD SERVICE	38		
HEALTH SERVICE	39		
PERSONAL SERVICE	40		
PROTECTIVE SERVICE	41		
FARMERS AND FARM MANAGERS	42		
PAID LABORERS AND SUPERVISORS	43		
UNPAID FAMILY LABORERS	44		
NEVER WORKED	45		

DOCCUPAT 3 56 A OCCUPATION CODE (CURRENT JOB)
UNIVERSE IS ESR=1,2, OR 3 OR ESR=4-7
AND MONTH IN SAMPLE IS 4 OR 8 AND

CPSMAR80 DATA DICTIONARY

RECORD P

NAME SIZE/
SCALE BEGIN DATA
TYPE

ITEM24A IS 1 TO 5
000 = NIU OR NC
(SEE APPENDIX B1 FOR OCCUPATION CODES)

DITEM23E	1	59	A	CLASS OF WORKER (CURRENT JOB) UNIVERSE IS ESR=1,2, OR 3 OR ESR=4-7 AND MONTH IN SAMPLE IS 4 OR 8 AND ITEM24A IS 1 TO 5
		0		NIU, NC
		1		PRIVATE
		2		GOVERNMENT
		3		SELF-EMPLOYED
		4		WITHOUT PAY
		5		NEVER WORKED

DITEM24A	1	60	A	WHEN LAST WORKED FOR PAY UNIVERSE IS ESR=4 TO 7 AND MONTH IN SAMPLE = 4 OR 8
		0		NIU
		1		WITHIN PAST 12 MONTHS
		2		1-2 YEARS AGO
		3		2-3 YEARS AGO
		4		3-4 YEARS AGO
		5		4-5 YEARS AGO
		6		5+ YEARS AGO
		7		NEVER WORKED

DITEM24B	1	61	A	WHY LEFT JOB UNIVERSE IS ESR=4 TO 7 AND MONTH IN SAMPLE IS 4 OR 8 AND ITEM24A IS 1 TO 5
		0		NIU
		1		PERSONAL, FAMILY OR SCHOOL
		2		HEALTH
		3		RETIREMENT OR OLD AGE
		4		SEASONAL JOB COMPLETED
		5		SLACK WORK OR BUSINESS CONDITIONS
		6		TEMP NONSEASONAL JOB COMPLETED
		7		UNSATISFACTORY WORK ARRANGEMENTS
		8		OTHER

CPSMAR80 DATA DICTIONARY

RECORD P

NAME	SIZE/ SCALE	BEGIN	DATA TYPE	
DITEM24C	1	62	A	<p>WANT REGULAR JOB HOW UNIVERSE IS ESR=4 TO 7 AND MONTH IN SAMPLE IS 4 OR 8 NIU 0 YES 1 MAYBE, IT DEPENDS 2 NO 3 DON'T KNOW 4</p>
DITEM24E	1	63	A	<p>INTEND TO LOOK FOR WORK NEXT 12 MOS. UNIVERSE IS ESR=4 TO 7 AND MONTH IN SAMPLE IS 4 OR 8 NIU, NC 0 YES 1 IT DEPENDS 2 NO 3 DON'T KNOW 4</p>
BAALLF	1	64	A	<p>ALLOCATION FLAG ITEMS BAALLF THRU BAITM24E ARE ALLOCATION FLAGS FOR THE CORRESPONDING ITEMS 0 NOT ALLOCATED, NIU 1 ALLOCATED</p>
BAITM19	1	65	A	ALLOCATION FLAG
BAITM23B	1	66	A	ALLOCATION FLAG
BAITM23C	1	67	A	ALLOCATION FLAG
BAITM23E	1	68	A	ALLOCATION FLAG

CPSMAR80 DATA DICTIONARY

NAME	SIZE/ SCALE	BEGIN	DATA TYPE	RECORD P
BAITM20A	1	69	A	ALLOCATION FLAG
BAITM20C	1	70	A	ALLOCATION FLAG
BAITM21A	1	71	A	ALLOCATION FLAG
BAITM21B	1	72	A	ALLOCATION FLAG
BAITM21C	1	73	A	ALLOCATION FLAG
BAITM22C	1	74	A	ALLOCATION FLAG
BAITM22F	1	75	A	ALLOCATION FLAG
BAITM22D	1	76	A	ALLOCATION FLAG
BAITM24B	1	77	A	ALLOCATION FLAG
BAITM24A	1	78	A	ALLOCATION FLAG
BAITM24C	1	79	A	ALLOCATION FLAG
BAITM24D	1	80	A	ALLOCATION FLAG

CPSMAR80 DATA DICTIONARY

NAME	SIZE/ SCALE	BEGIN	DATA TYPE	RECORD	P
BAITM22A	1	81	A		ALLOCATION FLAG
BAITM22E	1	82	A		ALLOCATION FLAG
FILL9	1	83	A		FILLER
BAITM22B	1	84	A		ALLOCATION FLAG
BAITM24E	1	85	A		ALLOCATION FLAG
FILL10	4	86	A		FILLER
BAESR	1	90	A		ALLOCATION FLAG
BWEIGHT	11/-2	91	A		BASIC CPS WEIGHT CIVILIANS 14 AND OVER 0=NIU, N=BASIC CPS MGT SPANISH POPULATION WHICH IS OVER SAMPLED HAS WEIGHT OF BLANK OR 0
POPSTAT	1	102	A		POPULATION TYPE ITEM25A NONINTERVIEW RECORD 0 1 CIVILIAN 15+ 2 ARMED FORCES 3 CHILDREN
RELHEAD	1	103	A		RELATIONSHIP TO HOUSEHOLDER HOUSEHOLDER WITH OTHER RELATIVES 1

CPSMAR80 DATA DICTIONARY

RECORD P

NAME SIZE/ SCALE BEGIN DATA TYPE

2 NONFAMILY HOUSEHOLDER
 3 SPOUSE OF HOUSEHOLDER
 4 CHILD OF HOUSEHOLDER
 5 OTHER RELATIVE OF HOUSEHOLDER
 6 UNRELATED SUBFAMILY MEMBER
 7 UNRELATED INDIVIDUAL

TYPEBOX 1 104 A

FAMILY TYPE
 0 FAMILY
 1 UNRELATED INDIVIDUAL
 2 UNRELATED SUBFAMILY MEMBER
 3 RELATED SUBFAMILY
 4 NONFAMILY HOUSEHOLDER

FAMNUMBE 1 105 A

FAMILY NUMBER
 0 NOT IN RELATED OR UNRELATED SUBFAMILY
 1-6 RELATED OR UNRELATED SUBFAMILY

FAMREL 1 106 A

FAMILY RELATIONSHIP
 0 NOT IN RELATED OR UNRELATED SUBFAMILY
 1 HOUSEHOLDER (RELATED OR UNRELATED SUBFAMILY)
 2 SPOUSE (RELATED OR UNRELATED SUBFAMILY)
 3 CHILD (RELATED OR UNRELATED SUBFAMILY)
 4 OTHER RELATIVE (RELATED SUBFAMILY)

MARSTAT 1 107 A

MARITAL STATUS
 1 MARRIED, CIVILIAN SPOUSE PRESENT
 2 MARRIED, AF SPOUSE PRESENT
 3 MARRIED, AF SPOUSE ABSENT
 4 MARRIED, SPOUSE ABSENT
 5 WIDOWED
 6 DIVORCED
 7 SEPARATED
 8 NEVER MARRIED
 (INCLUDES UNDER 14 YEARS)

SEX 1 108 A

SEX

CPSMAR80 DATA DICTIONARY

RECORD P

NAME	SIZE/ SCALE	BEGIN	DATA TYPE
		1	MALE
		2	FEMALE
RACE	1	109	A RACE
		1	WHITE
		2	BLACK
		3	OTHER
AGE	2	110	A AGE IN SINGLE YEARS
VET	1	112	A VETERAN STATUS
		0	FEMALES, CHILDREN UNDER 14
		1	VIETNAM ERA
		2	KOREAN
		3	WW II
		4	WW I
		5	OTHER SERVICE
		6	NON-VETERAN
ETHNICIT	2	113	A SPANISH ETHNICITY
		10	MEXICAN AMERICAN
		11	CHICANO
		12	MEXICAN
		13	MEXICANO
		14	PUERTO RICAN
		15	CUBAN
		16	CENTRAL OR SOUTH AMERICAN
		17	OTHER SPANISH
		30	ANOTHER GROUP NOT LISTED
		39	DONT KNOW
		40	NOT AVAILABLE
HIGHGRAD	2	115	A HIGHEST GRADE ATTENDED
		00	CHILDREN UNDER 15
		01	NONE
		02	ELEMENTARY ONE
		03	ELEMENTARY TWO
		04	ELEMENTARY THREE

CPSMAR80 DATA DICTIONARY

RECORD P

NAME	SIZE/ SCALE	BEGIN	DATA TYPE
		05	ELEMENTARY FOUR
		06	ELEMENTARY FIVE
		07	ELEMENTARY SIX
		08	ELEMENTARY SEVEN
		09	ELEMENTARY EIGHT
		10	HIGH SCHOOL ONE
		11	HIGH SCHOOL TWO
		12	HIGH SCHOOL THREE
		13	HIGH SCHOOL FOUR
		14	COLLEGE ONE
		15	COLLEGE TWO
		16	COLLEGE THREE
		17	COLLEGE FOUR
		18	COLLEGE FIVE
		19	COLLEGE SIX OR MORE

GRADECOM	1	117	A	COMPLETED HIGHEST GRADE ATTENDED
		0		CHILDREN UNDER 15
		1		YES
		2		NO

MARSUPPW	11/-2	118	A	MARCH SUPPLEMENT WEIGHT
----------	-------	-----	---	-------------------------

I34N	1	129	A	DID NOT WORK LAST YEAR
		0		NIU/NC
		1		ITEM 34 NONE CIRCLE CODED

I35	1	130	A	LOOKING FOR WORK LAST YEAR
		0		NIU
		1		YES
		2		NO

I36	2	131	A	WEEKS LOOKING, FOR NONWORKERS
		00		NIU

I37	1	133	A	MAIN REASON DID NOT WORK LAST YEAR
-----	---	-----	---	------------------------------------

CPSMAR80 DATA DICTIONARY

RECORD P

NAME	SIZE/ SCALE	BEGIN	DATA TYPE	
		0	NIU	
		1	ILL OR DISABLED	
		2	TAKING CARE OF HOME/FAMILY	
		3	GOING TO SCHOOL	
		4	COULD NOT FIND WORK	
		5	IN ARMED FORCES	
		6	RETIRED	
		7	OTHER	
I34WK	2	134	A	WEEKS WORKED LAST YEAR
			NIU	
				1-52 NUMBER WEEKS (PART-TIME OR FULL-TIME)
I38	2	136	A	HOURS PER WEEK WORKED LAST YEAR
			NIU	
I39	1	138	A	NUMBER OF EMPLOYERS LAST YEAR
		0	NIU	
		1	1	EMPLOYER LAST YEAR
		2	2	EMPLOYERS
		3	3	+ EMPLOYERS
I40	1	139	A	LOOKED FOR WORK IN BETWEEN JOBS
		0	NIU	
		1	1	YES, DID LOOK FOR WORK BETWEEN JOBS
		2	2	NO
I42	1	140	A	LOST FULL WEEKS WORK DUE TO WORK LAYOFF
		0	NIU	
		1	1	YES, LOST WORK DUE TO LAYOFF OR LOST
		2	2	NO
I43N	1	141	A	WEEKS LOOKING OR ON LAYOFF
		0	NIU/NC	
		1	1	NONE CODED

CPSMAR80 DATA DICTIONARY

NAME	SIZE/ SCALE	BEGIN	DATA TYPE	RECORD	P	
I43WK	2	142	A			WEEKS LOOKING OR ON LAYOFF NIU 01-51 WEEKS LOOKING OR ON LAYOFF
		00				
I44	1	144	A			WEEKS LOOKING ALL IN ONE STRETCH NIU 1 STRETCH 2 3+
		0				
		1				
		2				
		3				
I45	1	145	A			WHAT WAS DONE MOST OF REMAINING WEEKS LAST YEAR NIU ILL OR DISABLED TAKING CARE OF HOME/ FAMILY GOING TO SCHOOL IN ARMED FORCES RETIRED OTHER
		0				
		1				
		2				
		3				
		4				
		5				
		6				
I47	1	146	A			WORKED LESS THAN 35 HRS ONE WEEK LAST NIU YES, WORKED SOME PART TIME NO
		0				
		1				
		2				
I48	2	147	A			WEEKS WORKED PART-TIME NIU 1-52 NUMBER WEEKS PART-TIME
		0				
I49	1	149	A			REASON WORKED PART TIME NIU COULD ONLY FIND PART TIME WANTED OR COULD ONLY WORK PART TIME SLACK WORK OR MATERIAL SHORTAGE OTHER
		0				
		1				
		2				
		3				
		4				

CPSMAR80 DATA DICTIONARY

RECORD P

NAME	SIZE/ SCALE	BEGIN	DATA TYPE	
I50CW	1	150	A	CLASS OF WORKER (LONGEST JOB LAST YEAR)
		0		NIU
		1		PRIVATE
		2		FEDERAL GOV'T
		3		STATE GOV'T
		4		LOCAL GOV'T
		5		SE - INCORPORATED
		6		SELF-EMPLOYED OR FARM
		7		WITHOUT PAY
I50IND	3	151	A	INDUSTRY CODE (LONGEST JOB LAST YEAR)
				SEE APPENDIX A1
I500CC	3	154	A	OCCUPATION CODE (LONGEST JOB LAST YEAR)
				SEE APPENDIX B1
I51AWS	1	157	A	WAGE AND SALARY RECIPIENCY
		0		NIU
		1		YES
		2		NO
I51BSE	1	158	A	SELF-EMPLOYMENT RECIPIENCY
		0		NIU
		1		YES
		2		NO
I51CFR	1	159	A	FARM INCOME RECIPIENCY
		0		NIU
		1		YES
		2		NO
I52ASS	1	160	A	SOCIAL SECURITY RECIPIENCY
		0		NIU
		1		YES
		2		NO

CPSMAR80 DATA DICTIONARY

RECORD P

NAME	SIZE/ SCALE	BEGIN	DATA TYPE	
I52ARR	1	161	A	RAILROAD RETIREMENT RECIPIENCY
		0		NIU
		1		YES
		2		NO
I52BUS	1	162	A	U.S. GOV'T RECIPIENCY
		0		NIU
		1		YES
		2		NO
I52BSL	1	163	A	STATE AND LOCAL GOV'T RECIPIENCY
		0		NIU
		1		YES
		2		NO
I53AADC	1	164	A	AID TO DEPENDENT CHILDREN RECIPIENCY
		0		NIU
		1		YES
		2		NO
I53AOTH	1	165	A	OTHER PUBLIC ASSISTANCE RECIPIENCY
		0		NIU
		1		YES
		2		NO
I53BINT	1	166	A	INTEREST RECIPIENCY
		0		NIU
		1		YES
		2		NO
I53CDIV	1	167	A	DIVIDENDS RECIPIENCY
		0		NIU
		1		YES
		2		NO

CPSMAR80 DATA DICTIONARY

RECORD P

NAME	SIZE/ SCALE	BEGIN	DATA TYPE	
I53CRENT	1	168	A	RENT AND ROYALTIES RECIPIENCY NIU 1 YES 2 NO
I53CEST	1	169	A	ESTATES AND TRUSTS RECIPIENCY NIU 1 YES 2 NO
I53DVP	1	170	A	VETERANS PAYMENTS RECIPIENCY NIU 1 YES 2 NO
I53DUC	1	171	A	UNEMPLOYMENT COMPENSATION RECIPIENCY NIU 1 YES 2 NO
I53DWC	1	172	A	WORKMANS COMPENSATION RECIPIENCY NIU 1 YES 2 NO
I53EPP	1	173	A	PRIVATE PENSIONS RECIPIENCY NIU 1 YES 2 NO
I53EMR	1	174	A	MILITARY RETIREMENT RECIPIENCY NIU 1 YES 2 NO

CPSMAR80 DATA DICTIONARY

NAME	SIZE/ SCALE	BEGIN	RECORD	DATA TYPE	
I53EFG	1	175	A	FEDERAL GOV'T PENSION RECIPIENCY NIU YES NO	0 1 2
I53ELG	1	176	A	STATE AND LOCAL GOV'T PENSION RECIPIENCY NIU YES NO	0 1 2
I53FAL	1	177	A	ALIMONY AND CHILD SUPPORT RECIPIENCY NIU YES NO	0 1 2
I53FREG	1	178	A	OTHER REGULAR CONTRIBUTION RECIPIENCY NIU YES NO	0 1 2
I53FAE	1	179	A	ANYTHING ELSE RECIPIENCY NIU YES NO	0 1 2
INCMSFLA	1	180	A	MS-FLAG INCMSFLA THRU INCCSFLA ARE FLAGS INDICATING WHETHER THE CORRESPONDING ITEMS HAVE BEEN ALLOC. FOR THE INCOME FIELDS FROM QUESTIONS 151, 152 AND 153 NO ALLOCATION INCOME AMOUNT ALLOCATED RECIPIENCY TYPE ALLOCATED INCOME AND RECIPIENCY TYPE ALLOCATED	0 1 2 3

CPSMAR80 DATA DICTIONARY

RECORD P

NAME	SIZE/ SCALE	BEGIN	DATA TYPE	
INCSEFLA	1	181	A	SELF EMPLOYMENT FLAG
		0		NO ALLOCATION
		1		INCOME AMOUNT ALLOCATED
		2		RECIPIENCY TYPE ALLOCATED
		3		INCOME AND RECIPIENCY TYPE ALLOCATED
INCFRFLA	1	182	A	FARM INCOME FLAG
		0		NO ALLOCATION
		1		INCOME AMOUNT ALLOCATED
		2		RECIPIENCY TYPE ALLOCATED
		3		INCOME AND RECIPIENCY TYPE ALLOCATED
INCUSFLA	1	183	A	U.S. GOV'T FLAG
		0		NO ALLOCATION
		1		INCOME AMOUNT ALLOCATED
		2		RECIPIENCY TYPE ALLOCATED
		3		INCOME AND RECIPIENCY TYPE ALLOCATED
INCSPFLA	1	184	A	STATE AND LOCAL GOV'T FLAG
		0		NO ALLOCATION
		1		INCOME AMOUNT ALLOCATED
		2		RECIPIENCY TYPE ALLOCATED
		3		INCOME AND RECIPIENCY TYPE ALLOCATED
INCPAFLA	1	185	A	PUBLIC ASSISTANCE FLAG
		0		NO ALLOCATION
		1		INCOME AMOUNT ALLOCATED
		2		RECIPIENCY TYPE ALLOCATED
		3		INCOME AND RECIPIENCY TYPE ALLOCATED
INCINTFL	1	186	A	INTEREST FLAG
		0		NO ALLOCATION
		1		INCOME AMOUNT ALLOCATED
		2		RECIPIENCY TYPE ALLOCATED
		3		INCOME AND RECIPIENCY TYPE ALLOCATED

CPSMAR80 DATA DICTIONARY

RECORD P

NAME	SIZE/ SCALE	BEGIN	DATA TYPE	
INCDIVFL	1	187	A	DIVIDEND FLAG 0 NO ALLOCATION 1 INCOME AMOUNT ALLOCATED 2 RECIPIENCY TYPE ALLOCATED 3 INCOME AND RECIPIENCY TYPE ALLOCATED
INCPFLA	1	188	A	VETERANS PAYMENTS FLAG 0 NO ALLOCATION 1 INCOME AMOUNT ALLOCATED 2 RECIPIENCY TYPE ALLOCATED 3 INCOME AND RECIPIENCY TYPE ALLOCATED
INCRETFL	1	189	A	RENTAL INCOME FLAG 0 NO ALLOCATION 1 INCOME AMOUNT ALLOCATED 2 RECIPIENCY TYPE ALLOCATED 3 INCOME AND RECIPIENCY TYPE ALLOCATED
INCCSFLA	1	190	A	CHILD SUPPORT - FLAG 0 NO ALLOCATION 1 INCOME AMOUNT ALLOCATED 2 RECIPIENCY TYPE ALLOCATED 3 INCOME AND RECIPIENCY TYPE ALLOCATED
I51A	5	191	A	WAGES OR SALARIES VALUE RANGES FROM 00000 TO 50000
I51B	6	196	A	SELF EMPLOYMENT INCOME LEADING '-' INDICATES LOSS VALUE RANGES FROM -99999 TO 050000
I51C	6	202	A	FARM INCOME LEADING '-' INDICATES LOSS VALUE RANGES FROM -99999 TO 50000

CPSMAR80 DATA DICTIONARY

RECORD P

NAME	SIZE/ SCALE	BEGIN	DATA TYPE	
I52A	5	208	A	INCOME FROM U.S. GOV'T VALUE RANGES FROM 00000 TO 19999
I52B	4	213	A	SUPPLEMENTAL SECURITY INCOME VALUE RANGES FROM 0000 TO 5999
I53A	5	217	A	PUBLIC ASSISTANCE AMOUNT VALUE RANGES FROM 00000 TO 19999
I53B	5	222	A	INTEREST AMOUNT VALUE RANGES FROM 00000 TO 50000
I53C	6	227	A	DIVIDENDS, RENTALS, TRUST INCOME LEADING '-', INDICATES LOSS VALUE RANGES FROM -99999 TO 050000
I53D	5	233	A	VETERANS, UNEMPLOYMENT, WORKMAN'S COMP VALUE RANGES FROM 00000 TO 29999
I53E	5	238	A	PENSION INCOME VALUE RANGES FROM 00000 TO 50000
I53F	5	243	A	ALIMONY, CHILD SUPPORT, OTHER INCOME VALUE RANGES FROM 00000 TO 50000
PINCTOT	7	248	A	PERSONAL INCOME TOTAL VALUE RANGES FROM -150000 TO 0500000

CPSMAR80 DATA DICTIONARY

RECORD P

NAME	SIZE/ SCALE	BEGIN	DATA TYPE	
PINCEARN	7	255	A	TOTAL EARNINGS VALUE RANGES FROM -150000 TO 01500000
PINCOIH	7	262	A	TOTAL OTHER INCOME VALUE RANGES FROM -150000 TO 03500000
FLAG51A	1	269	A	TOP CODED FLAG FLAG51A THRU FLPINOTH ARE FLAGS INDICATING THAT THE CORRESPONDING ITEM HAS BEEN TOP-CODED FOR CONFIDENTIALITY 0 NOT TOP CODED 1 TOP CODED
FLAG51B	1	270	A	TOP CODED FLAG NOT TOP CODED 1 TOP CODED
FLAG51C	1	271	A	TOP CODED FLAG NOT TOP CODED 1 TOP CODED
FLAG52A	1	272	A	TOP CODED FLAG NOT TOP CODED 1 TOP CODED
FLAG52B	1	273	A	TOP CODED FLAG NOT TOP CODED 1 TOP CODED
FLAG53A	1	274	A	TOP CODED FLAG NOT TOP CODED 1 TOP CODED

CPSMAR80 DATA DICTIONARY

RECORD P

NAME	SIZE/ SCALE	BEGIN	DATA TYPE
FLAG53B	1	275	A TOP CODED FLAG 0 NOT TOP CODED 1 TOP CODED
FLAG53C	1	276	A TOP CODED FLAG 0 NOT TOP CODED 1 TOP CODED
FLAG53D	1	277	A TOP CODED FLAG 0 NOT TOP CODED 1 TOP CODED
FLAG53E	1	278	A TOP CODED FLAG 0 NOT TOP CODED 1 TOP CODED
FLAG53F	1	279	A TOP CODED FLAG 0 NOT TOP CODED 1 TOP CODED
FLPINTOT	1	280	A TOP CODED FLAG 0 NOT TOP CODED 1 TOP CODED
FLPINERN	1	281	A TOP CODED FLAG 0 NOT TOP CODED 1 TOP CODED
FLPINOTH	1	282	A TOP CODED FLAG 0 NOT TOP CODED 1 TOP CODED

CPSMAR80 DATA DICTIONARY

RECORD P

NAME	SIZE/ SCALE	BEGIN	DATA TYPE	
FILL11	6	283	A	FILLER
PLOWINC	6	289	A	LOW INCOME (POVERTY) CUT-OFF DOLLAR AMT NIU, PERSONS LESS THAN 65
RBEMPST	1	295	A	LABOR FORCE RECODE 1 0 NIU 1 FULL TIME 2 PART TIME 3 UNEMPLOYED EXPERIENCED 4 UNEMPLOYED NOT EXPERIENCED 5 ARMED FORCES 6 NOT IN LABOR FORCE
REMPSTA	1	296	A	LABOR FORCE RECODE 2 0 NIU 1 NOT IN LABOR FORCE 2 UNEMPLOYED 3 NONAGRICULTURAL EMPLOYMENT 4 AGRICULTURAL EMPLOYMENT
RHHDFMS	2	297	A	HOUSEHOLD RECODE 1 01 HOUSEHOLDER 02 SPOUSE OF FAMILY HOUSEHOLDER 03 CHILD, UNDER 18 REFERENCE PERSON OF RELATED SUBFAMILY 04 CHILD, UNDER 18, NOT IN A RELATED SUBFAMILY 05 CHILD, UNDER 18 EVER MARRIED REFERENCE PERSON OF RELATED SUBFAMILY 06 CHILD UNDER 18 EVER MARRIED SPOUSE RELATED SUBFAMILY 07 CHILD UNDER 18 EVER MARRIED NOT IN RELATED SUBFAMILY 08 18+ NEVER MARRIED, REFERENCE PERSON OF RELATED SUBFAMILY 09 18+ NEVER MARRIED, NOT IN A RELATED SUBFAMILY 10 13+ EVER MARRIED REFERENCE PERSON OF RELATED SUBFAMILY

CPSMAR60 DATA DICTIONARY

NAME	SIZE/ SCALE	BEGIN	DATA TYPE	RECORD	P
18+ EVER MARRIED SPOUSE OF RELATED SUBFAMILY REFERENCE PERSON		11			
18+ EVER MARRIED NOT IN A RELATED SUBFAMILY		12			
GRANDCHILD UNDER 18, NM, OF HOUSEHOLDER OTHER REL, UNDER 18, NM, REFERENCE PERSON OF RELATED SUBFAMILY		13			
OTHER REL, UNDER 18, NM, CHILD OF RELATED SUBFAMILY		14			
OTHER REL, UNDER 18, NM, NOT IN A RELATED SUBFAMILY		15			
OTHER REL UNDER 18, EM, REFERENCE PERSON OF RELATED SUBFAMILY		16			
OTHER REL UNDER 18, EM, SPOUSE IN RELATED SUBFAMILY		17			
OTHER REL UNDER 18, EM, NOT IN A RELATED SUBFAMILY		18			
OTHER REL, 18+, NM, REFERENCE PERSON RELATED SUBFAMILY		19			
OTHER REL, 18+, NM, NOT IN RELATED SUBFAMILY		20			
OTHER REL, 18+, EM, REFERENCE PERSON IN RELATED SUBFAMILY		21			
OTHER REL, 18+, EM, SPOUSE IN RELATED SUBFAMILY		22			
OTHER REL, 18+, EM, NOT IN A RELATED SUBFAMILY		23			
IN SEC. FAMILY, REFERENCE PERSON OF UNRELATED SUBFAMILY		24			
IN SEC. FAMILY, SPOUSE OF UNRELATED SUBFAMILY REFERENCE PERSON HOUSEHOLDER, CHILD UNDER 18, NM, UNRELATED SUBFAMILY		25			
UNDER 18, NM, OTHER REL, UNRELATED SUBFAMILY		26			
UNDER 18, EM, OTHER REL OF UNRELATED SUBFAMILY		27			
18 YEARS AND OVER, SINGLE, UNRELATED SUBFAMILY		28			
18+, EM, OTHER RELATIVE UNRELATED SUBFAMILY		29			
NONFAMILY HOUSEHOLDER, UNRELATED SUBFAMILY		30			
UNRELATED INDIVIDUAL, UNRELATED SUBFAMILY		31			
IN GROUP QUARTERS, UNRELATED INDIVIDUAL		32			
		33			
		34			

CPSMAR80 DATA DICTIONARY

RECORD P

NAME	SIZE/ SCALE	BEGIN	DATA TYPE
RHHDREL	1	299	A
		1	HOUSEHOLD RECODE 2
		2	HOUSEHOLDER
		3	SPOUSE OF HOUSEHOLDER
		4	CHILD OF HOUSEHOLDER, UNDER 18, NEVER MARRIED
		5	CHILD OF HOUSEHOLDER, UNDER 18, EVER MARRIED
		6	CHILD OF HOUSEHOLDER, 18 +
		7	OTHER RELATIVE OF HOUSEHOLDER
		8	NONRELATIVE OF HOUSEHOLDER UNRELATED INDIVIDUALS

NAME	SIZE/ SCALE	BEGIN	DATA TYPE
RFAMREL	2	300	A
		01	HOUSEHOLD RECODE 3
		02	HOUSEHOLDER
		03	SPOUSE OF HOUSEHOLDER
		04	UNDER 18 YEARS, SINGLE (NEVER MARRIED)
		05	UNDER 18 YEARS, EVER-MARRIED
		06	18 YEARS AND OVER
		07	GRANDCHILD OF HOUSEHOLDER
		08	UNDER 18 YEARS, SINGLE (NEVER MARRIED)
		09	UNDER 18 YEARS, EVER-MARRIED
		10	18 YEARS AND OVER
		11	NONFAMILY HOUSEHOLDER UNRELATED INDIVIDUAL

NAME	SIZE/ SCALE	BEGIN	DATA TYPE
RFAMST	1	302	A
		1	HOUSEHOLD RECODE 4
		2	HOUSEHOLDER
		3	SPOUSE
		4	UNDER 6 YEARS
		5	6 TO 17 YEARS
		6	OTHER FAMILY MEMBER
		7	MALE FEMALE

NAME	SIZE/ SCALE	BEGIN	DATA TYPE
RPARENT	1	303	A
		0	PARENTS RECODE (PRESENCE OF PARENTS)
		1	NIU
		2	BOTH PARENTS PRESENT
		3	MOTHER ONLY PRESENT
		4	FATHER ONLY PRESENT
			NEITHER PARENT PRESENT

CPSMAR80 DATA DICTIONARY

RECORD P

NAME	SIZE/ SCALE	BEGIN	DATA TYPE
RAGE1	2	304	A AGE RECODE 1
		00	NIU
		01	15 YEARS
		02	16 AND 17 YEARS
		03	18 AND 19 YEARS
		04	20 AND 21 YEARS
		05	22 TO 24 YEARS
		06	25 TO 29 YEARS
		07	30 TO 34 YEARS
		08	35 TO 39 YEARS
		09	40 TO 44 YEARS
		10	45 TO 49 YEARS
		11	50 TO 54 YEARS
		12	55 TO 59 YEARS
		13	60 TO 61 YEARS
		14	62 TO 64 YEARS
		15	65 TO 69 YEARS
		16	70 TO 74 YEARS
		17	75 YEARS AND OVER

NAME	SIZE/ SCALE	BEGIN	DATA TYPE
RAGE4	1	306	A AGE RECODE
		1	UNDER 18 YEARS
		2	18 TO 64 YEARS
		3	65 YEARS AND OVER

NAME	SIZE/ SCALE	BEGIN	DATA TYPE
RWEXP	2	307	A WEEKS WORKED RECODE
		00	NIU
		01	50 TO 52 WEEKS -WORKED FULL TIME
		02	48 TO 49 WEEKS -WORKED FULL TIME
		03	40 TO 47 WEEKS -WORKED FULL TIME
		04	27 TO 39 WEEKS -WORKED FULL TIME
		05	14 TO 25 WEEKS -WORKED FULL TIME
		06	13 WEEKS OR LESS-WORKED FULL TIME
		07	50 TO 52 WEEKS -WORKED PART TIME
		08	48 TO 49 WEEKS -WORKED PART TIME
		09	40 TO 47 WEEKS -WORKED PART TIME
		10	27 TO 39 WEEKS -WORKED PART TIME
		11	14 TO 25 WEEKS -WORKED PART TIME
		12	13 WEEKS OR LESS-WORKED PART TIME
		13	NONWORKER

CPSMAR80 DATA DICTIONARY

NAME	SIZE/ SCALE	BEGIN	RECORD	DATA TYPE	
RWEKRS	1	309	A	PART-FULL TIME RECODE	
		0		NIU	
		1		FULL TIME (FULL YEAR WORKER)	
		2		PART TIME (FULL YEAR WORKER)	
		3		FULL TIME (PART YEAR WORKER)	
		4		PART TIME (PART YEAR WORKER)	
		5		NONWORKER	
RWELKNW	1	310	A	WORK RECODE 1	
		0		WORK EXPERIENCE WEEKS LOOKING - NON-WORKERS	
		1		NIU	
		2		NONE (NOT LOOKING FOR WORK)	
		3		1 TO 4 WEEKS LOOKING	
		4		5 TO 14 WEEKS LOOKING	
		5		15 TO 26 WEEKS LOOKING	
		6		27 TO 39 WEEKS LOOKING	
		7		40 OR MORE WEEKS LOOKING WORKERS	
RWEUEMP	1	311	A	WORK RECODE 2	
		0		PART YEAR WORKER WEEKS LOOKING	
		1		NIU	
		2		NONE	
		3		1 TO 4 WEEKS	
		4		5 TO 10 WEEKS	
		5		11 TO 14 WEEKS	
		6		15 TO 26 WEEKS	
		7		27 TO 39 WEEKS	
		8		40 OR MORE WEEKS	
		9		FULL YEAR WORKER NONWORKER	
RPYRSN	1	312	A	WORK RECODE 3	
		0		PART YEAR WORKER WEEKS LOOKING	
		1		NIU	
		2		UNEMPLOYED	
		3		ILL OR DISABLED	
		4		KEEPING HOUSE	
		5		GOING TO SCHOOL	
				ARMED FORCES	

CPSMAR80 DATA DICTIONARY

RECORD P

NAME	SIZE/ SCALE	BEGIN	DATA TYPE
		6	RETIRED
		7	OTHER
		8	FULL YEAR WORKER
		9	NEVER WORKED

REARNER	1	313	A	EARNER RECODE
		0		NIU
		1		EARNER
		2		NONEARNER

RCLWK	1	314	A	CLASS OF WORKER RECODE 1
		0		NIU
		1		PRIVATE
		2		GOVERNMENT
		3		SELF-EMPLOYED
		4		WITHOUT PAY
		5		NEVER WORKED

RWECLW	1	315	A	CLASS OF WORKER RECODE 2
		0		NIU
		1		WAGE AND SALARY
		2		SELF-EMPLOYED
		3		UNPAID
		4		PRIVATE HOUSEHOLD
		5		OTHER PRIVATE
		6		GOVERNMENT
		7		SELF-EMPLOYED
		8		UNPAID
		9		NEVER WORKED

RWEMIND	2	316	A	MAJOR INDUSTRY RECODE 3
		00		NIU
		01		AGRICULTURE, FORESTRY, AND FISHERIES
		02		MINING
		03		CONSTRUCTION
		04		DURABLE GOODS
		05		NONDURABLE GOODS
		06		TRANSPORT, COMMUNICATIONS:PUB.UTIL
		07		WHOLESALE TRADE
		08		RETAIL TRADE

CPSMAR80 DATA DICTIONARY

RECORD P

NAME SIZE/SCALE BEGIN DATA TYPE

09 FINANCE, INSURANCE, AND REAL ESTATE
 10 BUSINESS AND REPAIR SERVICES
 11 PRIVATE HOUSEHOLD
 12 EXCEPT PRIVATE HOUSEHOLD
 13 ENTERTAINMENT AND RECREATION SERVICE
 14 PROFESSIONAL AND RELATED SERVICES
 15 PUBLIC ADMINISTRATION
 16 NO PREVIOUS FULL-TIME WORK EXPERIENC

RWE0CC 2 318 A DETAILED OCCUPATION RECODE 3

00 NIU
 01 ENGINEERS
 02 PHYSICIANS, DENTISTS : RELATED PRACTITIONERS
 03 HEALTH WORKERS, EXC. PRACTITIONERS
 04 TEACHERS, EXC. COLLEGE
 05 ENGINEERING AND SCIENCE TECHNICIAN
 06 OTHER PROFESSIONAL--SALARIED
 07 OTHER PROFESSIONAL--SELF-EMPLOYED
 08 SALARIED--MANUFACTURING
 09 SALARIED--OTHER INDUSTRIES
 10 SELF-EMPLOYED--RETAIL TRADE
 11 SELF-EMPLOYED--OTHER
 12 RETAIL TRADE
 13 OTHER
 14 BOOKKEEPERS
 15 OFFICE MACHINE OPERATORS
 16 STENOGRAPHERS, TYPISTS, AND SECRETARIES
 17 OTHER CLERICAL WORKERS
 18 CARPENTERS
 19 OTHER CONSTRUCTION CRAFTSMEN
 20 FOREMEN (N.E.C.)
 21 MACHINISTS AND JOB SETTERS
 22 METAL CRAFTSMEN, EXC. MECHANICS, MACHINISTS & JOB SETTERS
 23 MECHANICS--AUTO
 24 MECHANICS, EXCEPT AUTO
 25 ALL OTHER CRAFTSMEN
 26 MINE WORKERS
 27 MOTOR VEHICLES AND EQUIPMENT
 28 OTHER DURABLE GOODS
 29 NONDURABLE GOODS
 30 ALL OTHER
 31 DRIVERS AND DELIVERYMEN
 32 ALL OTHER
 33 CONSTRUCTION
 34 MANUFACTURING
 35 ALL OTHER

CPSMAR80 DATA DICTIONARY

RECORD P

NAME SIZE/SCALE BEGIN DATA TYPE

36 PRIVATE HOUSEHOLD WORKERS
 37 CLEANING SERVICE
 38 FOOD SERVICE
 39 HEALTH SERVICE
 40 PERSONAL SERVICE
 41 PROTECTIVE SERVICE
 42 FARMERS AND FARM MANAGERS
 43 PAID LABORERS AND SUPERVISORS
 44 UNPAID FAMILY LABORERS
 45 NEVER WORKED

RWEMCG 2 320 A MAJOR OCCUPATION RECODE 4
 00 NIU
 01 PROFESSIONAL, TECHNICAL, AND KINDRED
 02 MANAGERS AND ADMINISTRATORS, EXC. FARM
 03 SALES WORKERS
 04 CLERICAL AND KINDRED WORKERS
 05 CRAFT AND KINDRED WORKERS
 06 OPERATIVES, EXC. TRANSPORT
 07 TRANSPORT EQUIPMENT OPERATIVES
 08 NONFARM LABORERS, SERVICE WORKERS
 09 PRIVATE HOUSEHOLD WORKERS
 10 OTHER SERVICE WORKERS
 11 FARMERS AND FARM MANAGERS
 12 FARM LABORERS AND SUPERVISORS
 13 NO PREVIOUS FULL-TIME WORK EXPERIENCE

RWEIND 2 322 A DETAILED INDUSTRY RECODE 4
 00 NIU
 01 AGRICULTURAL PRODUCTION
 02 AGRICULTURAL SERVICES
 03 MINING
 04 CONSTRUCTION
 05 ORDNANCE
 06 LUMBER
 07 FURNITURE
 08 STONE, CLAY, GLASS
 09 PRIMARY METALS
 10 FABRICATED METALS (INC. NOT SPECIFIED)
 11 MACHINERY, EXC. ELECT.
 12 ELECTRICAL EQUIPMENT
 13 AUTOMOBILES
 14 AIRCRAFT
 15 OTHER TRANSPORTATION EQUIP.

CPSMAR80 DATA DICTIONARY

RECORD P

NAME	SIZE/ SCALE	BEGIN	DATA TYPE
16			INSTRUMENTS
17			MISCELLANEOUS
18			FOOD
19			TOBACCO
20			TEXTILES
21			APPAREL
22			PAPER
23			PRINTING
24			CHEMICALS
25			PETROLEUM
26			RUBBER AND PLASTICS
27			LEATHER AND NOT SPEC. MFR.
28			RAILROAD AND RAILWAY EXPRESS
29			OTHER TRANSPORTATION
30			COMMUNICATIONS
31			OTHER PUBLIC UTILITIES
32			WHOLESALE
33			EATING AND DRINKING PLACES
34			OTHER RETAIL
35			BANKING AND OTHER FINANCE
36			INSURANCE AND REAL ESTATE
37			PRIVATE HOUSEHOLD SERVICE
38			BUSINESS
39			REPAIR
40			PERSONAL SERVICES, EXC. PRIVATE HOUSEHOLD
41			ENTERTAINMENT AND RECREATION
42			MEDICAL, EXC. HOSPITALS
43			HOSPITALS
44			WELFARE AND RELIGIOUS
45			EDUCATIONAL
46			OTHER PROFESSIONAL
47			FORESTRY AND FISHERIES
48			POSTAL
49			OTHER FEDERAL
50			STATE
51			LOCAL
52			NEVER WORKED

RPINCOM	2	324	A	PERSON'S INCOME RECODE
				NIU
				NONE
				LOSS
				\$1 TO \$999
				\$1,000 TO \$1,999
				\$2,000 TO \$2,499
				\$2,500 TO \$2,999

CPSMAR80 DATA DICTIONARY

RECORD P

NAME	SIZE/ SCALE	BEGIN	DATA TYPE
		07	\$3,000 TO \$3,499
		08	\$3,500 TO \$3,999
		09	\$4,000 TO \$4,999
		10	\$5,000 TO \$5,999
		11	\$6,000 TO \$6,999
		12	\$7,000 TO \$7,499
		13	\$7,500 TO \$7,999
		14	\$8,000 TO \$8,499
		15	\$8,500 TO \$8,999
		16	\$9,000 TO \$9,999
		17	\$10,000 TO \$12,499
		18	\$12,500 TO \$14,999
		19	\$15,000 TO \$17,499
		20	\$17,500 TO \$19,999
		21	\$20,000 TO \$24,999
		22	\$25,000 TO \$29,999
		23	\$30,000 TO \$34,999
		24	\$35,000 TO \$39,999
		25	\$40,000 TO \$49,999
		26	\$50,000 TO \$59,999
		27	\$60,000 TO \$74,999
		28	\$75,000 AND OVER

RPSINCI	2	326	A	SOURCE OF INCOME RECODE
		00		NIU
		01		WAGE OR SALARY ONLY
		02		NONFARM ONLY
		03		FARM ONLY
		04		NONFARM AND FARM
		05		WAGE OR SALARY AND NONFARM SELF-EMPLOYMENT INCOME ONLY
		06		WAGE OR SALARY AND FARM SELF-EMPLOYMENT INCOME ONLY
		07		WAGE OR SALARY, NONFARM AND FARM ONLY
		08		WAGE OR SALARY AND PROPERTY INC ONLY
		09		WAGE OR SALARY AND OTHER INCOME
		10		NONFARM INC, PROPERTY INC ONLY
		11		NONFARM SE INCOME AND OTER INCOME
		12		FARM INC, PROPERTY INC ONLY
		13		FARM SE INCOME AND OTHE INCOME
		14		WAGE/SALARY, NONFARM, PROPERTY INC
		15		WAGE/SALARY, NONFARM, OTHER INC
		16		WAGE/SALARY, FARM, PROPERTY INC
		17		WAGE/SALARY, FARM SE AND OTHER INCOME
		18		OTHER COMBINATIONS
		19		SOCIAL SECURITY
		20		PUBLIC ASSISTANCE INCOME ONLY
		21		PENSION INCOME ONLY

CPSMAR80 DATA DICTIONARY

RECORD P

NAME	SIZE/ SCALE	BEGIN	DATA TYPE
		22	PENSION AND PROPERTY INCOME ONLY
		23	SOCIAL SECURITY AND PUBLIC ASSISTANCE
		24	SOCIAL SECURITY AND PROPERTY INCOME
		25	SOCIAL SECURITY AND PENSION INCOME ON
		26	SOCIAL SECURITY, PENSIONS, : PROPERTY
		27	ALL OTHER COMBINATIONS
		28	NO INCOME

RGENMOB	1	328	A	MIGRATION - RESIDENCE 1975 TO 1980
		1		NONMOVER
		2		DIFFERENT HOUSE SAME COUNTY
		3		DIFFERENT COUNTY, SAME STATE: SMSA
		4		DIFFERENT COUNTY, SAME STATE DIF SMSA
		5		DIF COUNTY, DIF STATE, CONTIG
		6		DIFF COUNTY, DIF STATE, NONCONTIG
		7		MOVERS FROM ABROAD
		8		NOT IN MIGRATION SAMPLE
		9		MOVED WITHIN SAME STATE, DIFF. CNTY.

RMIGREG	1	329	A	REGION OF RESIDENCE IN 1975 - MIGRATION
		1		NORTHEAST
		2		NORTH CENTRAL
		3		SOUTH
		4		WEST
		5		ABROAD
		6		NOT IN MIGRATION SAMPLE

RUACPLDS	1	330	A	SMSA RESIDENCE IN 1975 RECODE
		0		NIU-NONMOVER
		1		CENTRAL CITY
		2		SMSA BALANCE
		3		NON SMSA
		4		NOT IDENTIFIABLE

PPRECTYP	1	331	A	PERSON RECORRD TYPE
		3		PERSON RECORD

LINENO	2	332	A	LINE NUMBER
--------	---	-----	---	-------------

CPSMAR80 DATA DICTIONARY

RECORD P

NAME	SIZE/ SCALE	BEGIN	DATA TYPE	
FILL12	2	334	A	FILLER
MIGWOKI	1	336	A	WORKING MARCH 1975
		0		NIU
		1		YES
		2		NO
MIGAF	1	337	A	IN ARMED FORCES MARCH 1975
		0		NIU
		1		YES
		2		NO
MIGCOLLE	1	338	A	ATTENDING COLLEGE MARCH 1975
		0		NIU
		1		YES
		2		NO
MIGSAME	1	339	A	LIVING IN SAME HOUSE MARCH 1975
		0		NIU
		1		YES
		2		NO
UACPLREC	1	340	A	SMSA RESIDENCE MARCH 1975
		0		NIU, NONMOVER
		1		SMSA
		2		NON SMSA
		3		NOT IDENTIFIABLE
NTRIREC	2	341	A	RESIDENCE 1975 TO RESIDENCE 1980
		01		NORMOVER
		02		SMSA TO SMSA
		03		SMSA TO NON SMSA
		04		NON SMSA TO SMSA
		05		NON SMSA TO NON SMSA
		06		ABROAD TO SMSA

CPSMAR80 DATA DICTIONARY

RECORD P

NAME	SIZE/ SCALE	BEGIN	DATA TYPE	
PENPLAN	1	343	A	EXISTENCE OF PENSION PLAN BY EMPLOYER NOT IN UNIVERSE EMPLOYER HAS PENSION PLAN EMPLOYER DID NOT HAVE PENSION PLAN
		07		ABROAD TO NON SMSA
		08		NIU (CHILDREN + 2 YRS OLD)
		09		NOT IDENTIFIABLE
INCLINPP	1	344	A	INCLUDED IN PENSION PLAN AT WORK NOT IN UNIVERSE YES NO
INCLINGH	1	345	A	INCLUDED IN EMPLOYER GROUP HEALTH PLAN NOT IN UNIVERSE YES NO
PAIDGH	1	346	A	EMPLOYER HELPED PAY FOR GROUP HEALTH PLAN NOT IN UNIVERSE YES NO
WHOELSGH	1	347	A	OTHER PERSONS COVERED BY GROUP HEALTH PLAN NOT IN UNIVERSE SPOUSE ALSO COVERED CHILD(REN) ALSO COVERED SPOUSE AND CHILD(REN) ALSO COVERED NO ONE ELSE COVERED OTHER COMBINATION OF PERSONS ALSO COVERED
COVERGH	1	348	A	COVERED BY GROUP HEALTH (EDITED) YES NO

CPSMAR80 DATA DICTIONARY

NAME	SIZE/ SCALE	BEGIN	RECORD P	DATA TYPE	
HAVEMDCR	1	349	A		
		0			COVERED BY MEDICARE
		1			NOT IN UNIVERSE
		2			YES
					NO
COVMEDCR	1	350	A		
		1			COVERED BY MEDICARE (EDITED)
		2			YES
					NO
HAVEMDCD	1	351	A		
		0			COVERED BY MEDICAID
		1			NOT IN UNIVERSE
		2			YES
					NO
COVMEDCD	1	352	A		
		1			COVERED BY MEDICAID (EDITED)
		2			YES
					NO
HAVECPYN	1	353	A		
		0			COVERED BY CHAMPUS OR MILITARY
		1			HEALTH CARE
		2			NOT IN UNIVERSE
					YES
					NO
COVERCP	1	354	A		
		1			COVERED BY CHAMPUS OR MILITARY
		2			HEALTH CARE (EDITED)
					YES
					NO
HAVEHIYN	1	355	A		
		0			OTHER HEALTH INSURANCE
		1			NOT IN UNIVERSE
		2			YES
					NO

CPSMAR80 DATA DICTIONARY

NAME	SIZE/ SCALE	BEGIN	RECORD	P	DATA TYPE
COVERHI	1	356	A		COVERED BY OTHER HEALTH INSURANCE (EDITED)
		1			YES
		2			NO
WHOELSHI	1	357	A		OTHER PERSONS COVERED BY HEALTH INSURANCE
		0			NOT IN UNIVERSE
		1			SPOUSE ALSO COVERED
		2			CHILD(REH) ALSO COVERED
		3			SPOUSE AND CHILD(REH) ALSO COVERED
		4			NO ONE ELSE COVERED
		5			OTHER COMBINATION ALSO COVERED
FILL13	3	358			FILLER

QUESTIONNAIRE FACSIMILE

March, 1980 Basic CPS Questionnaire

March, 1980 March Supplement
Questionnaire (CPS-665)

INTRODUCTION

As has been the case for many years, the Current Population Survey, March 1980 includes supplemental questions concerning work experience, income, and migration. The information obtained in this supplement provides some of the most widely used socioeconomic measures released by the Bureau of the Census.


The Bureau is constantly trying to find ways of improving data quality without increasing the workload of the CPS interviewer. In April, 1978 the CPS supplement constituted a test of a new questionnaire and procedures for collecting income and work experience information. The results of the test were encouraging. However, an abrupt change from the "traditional" collection procedures to the new procedures based on such a small test (only one rotation group) was not advisable. Therefore, in March, 1979 work experience, income, and migration data were collected using the "traditional" procedures in 5 rotation groups and using the "revised" procedures in 3 rotations.

An analysis of the data from the March 1979 CPS indicated that the new approach brought about some improvements in income reporting. Hence, a modified version of the experimental questionnaire which was tested on three-eighths of the March 1979 sample was used for the full sample in March 1980.

A detailed discussion of the experiment and an analysis of its impact on the estimates can be found in Current Population Reports, Series P-60, Nos. 123 and 124.

FACSIMILE OF BASIC QUESTIONNAIRE

Current Population Survey, March 1980

<p>INTERVIEWER CHECK ITEM</p> <p>Only CPS-1 for household <input type="checkbox"/></p> <p>First CPS 1 of continuation h'hold <input type="checkbox"/></p> <p>Second CPS 1 of continuation h'hold.. <input type="checkbox"/></p> <p>Third, fourth, and 5th CPS-1 <input type="checkbox"/></p>	<p>FORM CPS-1</p> <p style="text-align: center;">  U.S. DEPARTMENT OF COMMERCE Bureau of the Census </p> <p style="text-align: center;">CURRENT POPULATION SURVEY</p> <p>Form Approved - O.M.B. No. 41-R1201-14 Fosdic 26.1:1</p>	<p>CONTROL NUMBER</p> <table border="1" style="width: 100%; border-collapse: collapse;"> <tr> <td style="width: 33%; height: 40px;"></td> <td style="width: 33%; height: 40px;"></td> <td style="width: 33%; height: 40px;"></td> </tr> <tr> <td style="text-align: center;">PSU</td> <td style="text-align: center;">SEGMENT</td> <td style="text-align: center;">SERIAL</td> </tr> </table>				PSU	SEGMENT	SERIAL
PSU	SEGMENT	SERIAL						

LINE NO. OF H'HOLD RESP. _____

NON H'HOLD RESPONDENT
(Specify and Send Intercomm)

INTERVIEW

ANY ENTRY OTHER THAN NEVER WORKED IN ITEMS 23A-E in this CPS-1. Yes No

NONINTERVIEW

TYPE A

TYPE B

HOUSEHOLD ENTIRELY OCCUPIED BY ARMED FORCES MEMBERS } Yes No

TYPE C

(SEND INTER COMM)

TELEPHONE HOLD


(Mark this box for office "telephone hold" cases only)

CURRENT

POPULATION

SURVEY

MARCH 1980

1. INTERVIEWER CHECK ITEM Only CPS-1 for household <input type="checkbox"/> (Fill all applicable items on this page) First CPS-1 of continuation h'hd. <input type="checkbox"/> Second CPS-1 of continuation h'hd. <input type="checkbox"/> (Transcribe Items 2-13 from first CPS-1) Thrd, fourth, etc. CPS-1 <input type="checkbox"/>		FORM CPS-1  U. S. DEPARTMENT OF COMMERCE BUREAU OF THE CENSUS CURRENT POPULATION SURVEY Form Approved - O.M.B. No. 41-R1201-14 MARCH 1980		2. SAMPLE A B C D E <input type="radio"/> <input type="radio"/> <input type="radio"/> <input type="radio"/> <input type="radio"/>		3. CONTROL NUMBER <div style="border: 1px solid black; height: 40px; width: 100%;"></div>																					
MONTH <input type="radio"/> <input type="radio"/> <input type="radio"/> <input type="radio"/> <input type="radio"/> <input type="radio"/> <input type="radio"/> <input type="radio"/> <input type="radio"/> <input type="radio"/> <input type="radio"/> <input type="radio"/> <input type="radio"/> <input type="radio"/> <input type="radio"/> <input type="radio"/> <input type="radio"/> <input type="radio"/> <input type="radio"/> <input type="radio"/> YEAR <input type="radio"/> <input type="radio"/> <input type="radio"/> <input type="radio"/> <input type="radio"/> <input type="radio"/> <input type="radio"/> <input type="radio"/> <input type="radio"/> <input type="radio"/> <input type="radio"/> <input type="radio"/> <input type="radio"/> <input type="radio"/> <input type="radio"/> <input type="radio"/> <input type="radio"/> <input type="radio"/> <input type="radio"/> <input type="radio"/>		4. TYPE OF LIVING QUARTERS <table style="width:100%; border-collapse: collapse;"> <tr> <th style="width:50%;">HOUSING UNIT</th> <th style="width:50%;">OTHER UNIT</th> </tr> <tr> <td>House, apartment, flat <input type="checkbox"/></td> <td>Quarters not HU in rooming or boarding house <input type="checkbox"/></td> </tr> <tr> <td>HU in nontransient hotel, motel, etc. <input type="checkbox"/></td> <td>Unit not permanent in transient hotel, motel, etc. <input type="checkbox"/></td> </tr> <tr> <td>HU, permanent, in transient hotel, motel, etc. <input type="checkbox"/></td> <td>HU in rooming house <input type="checkbox"/></td> </tr> <tr> <td>HU in rooming house <input type="checkbox"/></td> <td>Tent site or trailer site <input type="checkbox"/></td> </tr> <tr> <td>Mobile home or trailer <input type="checkbox"/></td> <td>Other not HU (Describe below) <input type="checkbox"/></td> </tr> <tr> <td>HU not specified above (Describe below) <input type="checkbox"/></td> <td></td> </tr> </table>		HOUSING UNIT	OTHER UNIT	House, apartment, flat <input type="checkbox"/>	Quarters not HU in rooming or boarding house <input type="checkbox"/>	HU in nontransient hotel, motel, etc. <input type="checkbox"/>	Unit not permanent in transient hotel, motel, etc. <input type="checkbox"/>	HU, permanent, in transient hotel, motel, etc. <input type="checkbox"/>	HU in rooming house <input type="checkbox"/>	HU in rooming house <input type="checkbox"/>	Tent site or trailer site <input type="checkbox"/>	Mobile home or trailer <input type="checkbox"/>	Other not HU (Describe below) <input type="checkbox"/>	HU not specified above (Describe below) <input type="checkbox"/>		5a. LAND USAGE (TRANSCRIBE from C.C. Item 10 or 11) A <input type="radio"/> <input type="radio"/> <input type="radio"/> <input type="radio"/> <input type="radio"/> <input type="radio"/> <input type="radio"/> <input type="radio"/> <input type="radio"/> <input type="radio"/> <input type="radio"/> <input type="radio"/> <input type="radio"/> <input type="radio"/> <input type="radio"/> <input type="radio"/> <input type="radio"/> <input type="radio"/> <input type="radio"/> <input type="radio"/> B <input type="radio"/> <input type="radio"/> <input type="radio"/> <input type="radio"/> <input type="radio"/> <input type="radio"/> <input type="radio"/> <input type="radio"/> <input type="radio"/> <input type="radio"/> <input type="radio"/> <input type="radio"/> <input type="radio"/> <input type="radio"/> <input type="radio"/> <input type="radio"/> <input type="radio"/> <input type="radio"/> <input type="radio"/> <input type="radio"/> C <input type="radio"/> <input type="radio"/> <input type="radio"/> <input type="radio"/> <input type="radio"/> <input type="radio"/> <input type="radio"/> <input type="radio"/> <input type="radio"/> <input type="radio"/> <input type="radio"/> <input type="radio"/> <input type="radio"/> <input type="radio"/> <input type="radio"/> <input type="radio"/> <input type="radio"/> <input type="radio"/> <input type="radio"/> <input type="radio"/> (Fill 5b)		6. PSU NO. <input type="radio"/> <input type="radio"/> <input type="radio"/> <input type="radio"/> <input type="radio"/> <input type="radio"/> <input type="radio"/> <input type="radio"/> <input type="radio"/> <input type="radio"/> <input type="radio"/> <input type="radio"/> <input type="radio"/> <input type="radio"/> <input type="radio"/> <input type="radio"/> <input type="radio"/> <input type="radio"/> <input type="radio"/> <input type="radio"/>		7. SEGMENT NO. <input type="radio"/> <input type="radio"/> <input type="radio"/> <input type="radio"/> <input type="radio"/> <input type="radio"/> <input type="radio"/> <input type="radio"/> <input type="radio"/> <input type="radio"/> <input type="radio"/> <input type="radio"/> <input type="radio"/> <input type="radio"/> <input type="radio"/> <input type="radio"/> <input type="radio"/> <input type="radio"/> <input type="radio"/> <input type="radio"/>		8. SERIAL NO. <input type="radio"/> <input type="radio"/> <input type="radio"/> <input type="radio"/> <input type="radio"/> <input type="radio"/> <input type="radio"/> <input type="radio"/> <input type="radio"/> <input type="radio"/> <input type="radio"/> <input type="radio"/> <input type="radio"/> <input type="radio"/> <input type="radio"/> <input type="radio"/> <input type="radio"/> <input type="radio"/> <input type="radio"/> <input type="radio"/>		9. HOUSE-HOLD NO. <input type="radio"/> <input type="radio"/> <input type="radio"/> <input type="radio"/> <input type="radio"/> <input type="radio"/> <input type="radio"/> <input type="radio"/> <input type="radio"/> <input type="radio"/> <input type="radio"/> <input type="radio"/> <input type="radio"/> <input type="radio"/> <input type="radio"/> <input type="radio"/> <input type="radio"/> <input type="radio"/> <input type="radio"/> <input type="radio"/>	
HOUSING UNIT	OTHER UNIT																										
House, apartment, flat <input type="checkbox"/>	Quarters not HU in rooming or boarding house <input type="checkbox"/>																										
HU in nontransient hotel, motel, etc. <input type="checkbox"/>	Unit not permanent in transient hotel, motel, etc. <input type="checkbox"/>																										
HU, permanent, in transient hotel, motel, etc. <input type="checkbox"/>	HU in rooming house <input type="checkbox"/>																										
HU in rooming house <input type="checkbox"/>	Tent site or trailer site <input type="checkbox"/>																										
Mobile home or trailer <input type="checkbox"/>	Other not HU (Describe below) <input type="checkbox"/>																										
HU not specified above (Describe below) <input type="checkbox"/>																											
10. INTERVIEWER CODE A B C D E F G H J K L M <input type="radio"/> <input type="radio"/> <input type="radio"/> <input type="radio"/> <input type="radio"/> <input type="radio"/> <input type="radio"/> <input type="radio"/> <input type="radio"/> <input type="radio"/> <input type="radio"/> <input type="radio"/> <input type="radio"/> <input type="radio"/> <input type="radio"/> <input type="radio"/> <input type="radio"/> <input type="radio"/> <input type="radio"/> <input type="radio"/>																											
11. DATE COMPLETED <input type="radio"/> <input type="radio"/> <input type="radio"/> <input type="radio"/> <input type="radio"/> <input type="radio"/> <input type="radio"/> <input type="radio"/> <input type="radio"/> <input type="radio"/> <input type="radio"/> <input type="radio"/> <input type="radio"/> <input type="radio"/> <input type="radio"/> <input type="radio"/> <input type="radio"/> <input type="radio"/> <input type="radio"/> <input type="radio"/>																											
12. LINE NO. OF H'HD RESP. <input type="radio"/> <input type="radio"/> <input type="radio"/> <input type="radio"/> <input type="radio"/> <input type="radio"/> <input type="radio"/> <input type="radio"/> <input type="radio"/> <input type="radio"/> <input type="radio"/> <input type="radio"/> <input type="radio"/> <input type="radio"/> <input type="radio"/> <input type="radio"/> <input type="radio"/> <input type="radio"/> <input type="radio"/> <input type="radio"/>																											
13. TYPE INTERVIEW Noninterview <input type="checkbox"/> Personal <input type="checkbox"/> Tel. - regular <input type="checkbox"/> Tel. - callback <input type="checkbox"/> ICR filled <input type="checkbox"/>		14. (Mark reason and race.) <table style="width:100%; border-collapse: collapse;"> <tr> <th style="width:25%;">REASON</th> <th style="width:25%;">RACE</th> </tr> <tr> <td>No one home <input type="checkbox"/></td> <td>White <input type="radio"/></td> </tr> <tr> <td>Temporarily absent <input type="checkbox"/></td> <td>Black <input type="radio"/></td> </tr> <tr> <td>Refused <input type="checkbox"/></td> <td>All other <input type="radio"/></td> </tr> <tr> <td>Other - Occ. (Describe below) <input type="checkbox"/></td> <td></td> </tr> </table>		REASON	RACE	No one home <input type="checkbox"/>	White <input type="radio"/>	Temporarily absent <input type="checkbox"/>	Black <input type="radio"/>	Refused <input type="checkbox"/>	All other <input type="radio"/>	Other - Occ. (Describe below) <input type="checkbox"/>		15. NONINTERVIEW TYPE B Vacant - regular <input type="checkbox"/> (Fill 16) Vacant - storage of h'hd furniture <input type="checkbox"/> Temp. occ. by persons with URE <input type="checkbox"/> Unfit or to be demolished <input type="checkbox"/> Under construction, not ready. Converted to temp. business or storage <input type="checkbox"/> Occ. by Armed Force members or persons under 14 <input type="checkbox"/> (Omit 16-17) Unoccupied tent site or trailer site. Permit granted, construction not started <input type="checkbox"/> Other (Specify below) <input type="checkbox"/>		TYPE C (Send Inter Comm) Demolished <input type="checkbox"/> House or trailer moved <input type="checkbox"/> Outside segment <input type="checkbox"/> Converted to permanent business or storage <input type="checkbox"/> (Omit 16-17) Merged <input type="checkbox"/> Condemned <input type="checkbox"/> Built after April 1, 1970 <input type="checkbox"/> Unused line of listing sheet <input type="checkbox"/> Other (Describe below) <input type="checkbox"/>		16. This unit is intended for occupancy: Year round <input type="checkbox"/> (Fill HVS if HU in item 4) By migratory workers <input type="checkbox"/> (Fill item 17 below if HU in item 4) Seasonally <input type="checkbox"/>		17. This unit is intended for occupancy: Summers only <input type="checkbox"/> (Transcribe as instructed on back of Control Card.) Winters only <input type="checkbox"/> Other (Describe below) <input type="checkbox"/>							
REASON	RACE																										
No one home <input type="checkbox"/>	White <input type="radio"/>																										
Temporarily absent <input type="checkbox"/>	Black <input type="radio"/>																										
Refused <input type="checkbox"/>	All other <input type="radio"/>																										
Other - Occ. (Describe below) <input type="checkbox"/>																											
TRANSCRIPTION ITEMS Fill on FIRST CPS-1 of interviewed households.		28. INTERVIEWER CHECK ITEM CPS-665 being held for followup <input type="checkbox"/>		NOTES: <div style="border: 1px solid black; height: 100px; width: 100%;"></div>																							
26. Interviewer Check Item (from Control Card Item 25) Is Spanish origin (Codes 10 through 17) entered on the Control Card for any person 14+ in this household? Yes <input type="radio"/> (Ask 27) No <input type="radio"/> (Go to CPS-665)																											
27. Did the owner/renter of this household, . . . , live at this address during the week of November 19, 1979? Yes <input type="radio"/> <input checked="" type="radio"/> No <input type="radio"/>																											
REMINDER Fill items 18A-18J on pages 2, 5, 7, 9, and 11 Fill CPS-665 for household.																											
										CODER NUMBER <input type="radio"/> <input type="radio"/> <input type="radio"/> <input type="radio"/> <input type="radio"/> <input type="radio"/> <input type="radio"/> <input type="radio"/> <input type="radio"/> <input type="radio"/> <input type="radio"/> <input type="radio"/> <input type="radio"/> <input type="radio"/> <input type="radio"/> <input type="radio"/> <input type="radio"/> <input type="radio"/> <input type="radio"/> <input type="radio"/>																	

18. LINE NUMBER

19. What was ... doing most of LAST WEEK -

Working (Skip to 20A) WK
 With a job but not at work J
 Looking for work LK
 Keeping house H
 Going to school S
 Unable to work (Skip to 24) U
 Retired R
 Other (Specify) OT

20. Did ... do any work at all LAST WEEK, not counting work around the house? (Note: If farm or business operator in NH, ask about unpaid work)

Yes No (Go to 27)

20A. How many hours did ... work LAST WEEK at all jobs?

1 1
 2 2
 3 3
 4 4
 5 5
 6 6
 7 7
 8 8
 9 9
 10 10
 11 11
 12 12
 13 13
 14 14
 15 15
 16 16
 17 17
 18 18
 19 19
 20 20
 21 21
 22 22
 23 23
 24 24
 25 25
 26 26
 27 27
 28 28
 29 29
 30 30
 31 31
 32 32
 33 33
 34 34
 35 35
 36 36
 37 37
 38 38
 39 39
 40 40
 41 41
 42 42
 43 43
 44 44
 45 45
 46 46
 47 47
 48 48
 49 49
 50 50
 51 51
 52 52
 53 53
 54 54
 55 55
 56 56
 57 57
 58 58
 59 59
 60 60
 61 61
 62 62
 63 63
 64 64
 65 65
 66 66
 67 67
 68 68
 69 69
 70 70
 71 71
 72 72
 73 73
 74 74
 75 75
 76 76
 77 77
 78 78
 79 79
 80 80
 81 81
 82 82
 83 83
 84 84
 85 85
 86 86
 87 87
 88 88
 89 89
 90 90
 91 91
 92 92
 93 93
 94 94
 95 95
 96 96
 97 97
 98 98
 99 99
 100 100

20B. INTERVIEWER CHECK ITEM

49 (Skip to item 23)
 1-34 (Go to 20C)
 35-48 (Go to 20D)

20C. Does ... USUALLY work 35 hours or more a week at this job?

Yes What is the reason ... worked less than 35 hours LAST WEEK?

No What is the reason ... USUALLY works less than 35 hours a week?

(Mark the appropriate reason)

Slack work
 Material shortage
 Plant or machine repair
 New job started during week
 Job terminated during week
 Could find only part-time work
 Holiday (Legal or religious)
 Labor dispute
 Bad weather
 Own illness
 On vacation
 Too busy with housework, school, personal bus., etc.
 Did not want full-time work
 Full-time work week under 35 hours
 Other reason (Specify)

(Skip to 23 and enter job worked at last week)

20D. Did ... lose any time or take any time off LAST WEEK for any reason such as illness, holiday or slack work?

Yes How many hours did ... take off?

(Correct 20A if last time not already deducted, if 20A reduced below 35, correct 20B and fill 20C; otherwise, skip to 23.)

No

20E. Did ... work any overtime or at more than one job LAST WEEK?

Yes How many extra hours did ... work?

(Correct 20A and 20B as necessary if extra hours not already included and skip to 23.)

No (Skip to 27)

21. (If 1 in 19, skip to 21A.) Did ... have a job or business from which he/she was temporarily absent or on layoff LAST WEEK?

Yes No (Go to 22)

21A. Why was ... absent from work LAST WEEK?

Own illness
 On vacation
 Bad weather
 Labor dispute
 New job to begin within 30 days (Skip to 22B and 22C2)
 Temporary layoff (Under 30 days) (Skip to 22C3)
 Indefinite layoff (30 days or more or no def. recall date)
 Other (Specify)

21B. Is ... getting wages or salary for any of the time off LAST WEEK?

Yes
 No
 Self-employed

21C. Does ... usually work 35 hours or more a week at this job?

Yes
 No (Skip to 23 and enter job held last week)

22. (If 1 in 19, skip to 22A.) Has ... been looking for work during the past 4 weeks?

Yes No (Go to 24)

22A. What has ... been doing in the last 4 weeks to find work? (Mark all methods used; do not read list.)

Changed with - pub. employ. agency
 pvt. employ. agency
 employer directly
 friends or relatives
 Placed or answered ads.
 Nothing (Skip to 24)
 Other (Specify in notes, e.g., CETA, union or prof. register, etc.)

22B. Why did ... start looking for work? Was it because ... lost or quit a job at that time (pause) or was there some other reason?

Lost job
 Quit job
 Left school
 Wanted temporary work
 Other (Specify in notes)

22C. 1) How many weeks has ... been looking for work?

2) How many weeks ago did ... start looking for work?

3) How many weeks ago was ... laid off?

22D. Has ... been looking for full-time or part-time work?

Full Part

22E. Is there any reason why ... could not take a job LAST WEEK?

Yes Already has a job
 Temporary illness
 Going to school
 No Other (Specify in notes)

22F. When did ... last work at a full-time job or business lasting 2 consecutive weeks or more?

Within last 12 months (Specify)
 (Month)

One to five years ago
 More than 5 years ago
 Nev. worked full-time 2 wks. or more
 Never worked at all
 (SKIP to 23 if layoff entered in 21A, enter job, either full or part time, from which laid off. Else enter last full time civilian job lasting 2 weeks or more, or "never worked.")

23. DESCRIPTION OF JOB OR BUSINESS

23A. For whom did ... work? (Name of company, business, organization or other employer.)

23B. What kind of business or industry is this? (For example: TV and radio mfg., retail shoe store, State Labor Dept., farm.)

23C. What kind of work was ... doing? (For example: electrical engineer, stock clerk, typist, farmer.)

23D. What were ...'s most important activities or duties? (For example: types, keeps account books, files, sells cars, operates printing press, finishes concrete.)

24. INTERVIEWER CHECK ITEM (Rotation number)

First digit of SEGMENT number is: 1, 2, 3, 4, 6, 7, or 8 (End questions) / 1 or 5 (Go to 24A)

24A. When did ... last work for pay at a regular job or business, either full- or part-time?

Within past 12 months
 1 up to 2 years ago
 2 up to 3 years ago
 3 up to 4 years ago
 4 up to 5 years ago
 5 or more years ago
 Never worked (Skip to 24C)

24B. Why did ... leave that job?

Personal, family (incl. pregnancy) or school
 Health
 Retirement or old age
 Seasonal job completed
 Slack work or business conditions
 Temporary nonseasonal job completed
 Unsatisfactory work arrangements (Hours, pay, etc.)
 Other

24C. Does ... want a regular job now, either full- or part-time?

Yes
 Maybe - it depends (Specify in notes)
 No
 Don't know (Skip to 24E)

24D. What are the reasons ... is not looking for work? (Mark each reason mentioned)

Believes no work available in line of work or area
 Couldn't find any work
 Lacks req. schooling
 Training, skills or experience
 Employers think too young or too old
 Other pers. handicap in finding job
 Can't arrange child care
 Family responsibilities
 In school or other training
 Ill health, physical disability
 Other (Specify in notes)
 Don't know

24E. Does ... intend to look for work of any kind in the next 12 months?

Yes
 It depends (Specify in notes)
 No
 Don't know
 (If entry in 24B, describe job in 23 otherwise, end questions.)

25. INTERVIEWER CHECK ITEM (Rotation number)

First digit of SEGMENT number is: 1, 2, 3, 4, 6, 7, or 8 (End questions) / 1 or 5 (Go to 25A)

25A. How many hours per week does ... USUALLY work at this job?

0 0
 1 1
 2 2
 3 3
 4 4
 5 5
 6 6
 7 7
 8 8
 9 9

25B. Is ... paid by the hour on this job?

Yes (Go to 25C)
 No (Skip to 25D)

25C. How much does ... earn per hour?

Dollars	Cents
0	0
1	1
2	2
3	3
4	4
5	5
6	6
7	7
8	8
9	9

(Ask 25D)

25D. How much does ... USUALLY earn per week at this job BEFORE deductions? Include any overtime pay, commissions, or tips usually received.

0	0	0
1	1	1
2	2	2
3	3	3
4	4	4
5	5	5
6	6	6
7	7	7
8	8	8
9	9	9

(End questions)

26. INTERVIEWER CHECK ITEM

Entry for NA in item 20A (Go to 25 at top of page)
 Entry for NA in item 21B
 All other cases (End questions)

27. Was this person

An employee of PRIVATE Co. bus., or individual for wages, salary or comm. P
 A FEDERAL government employee F (Go to 23F)
 A STATE government employee S
 A LOCAL government employee L
 Self-empl. in OWN bus., prof. practice, or farm
 Is the business incorporated? Yes I
 No (or farm) SE (End questions)
 Working WITHOUT PAY in fam. bus. or farm WP
 NEVER WORKED NEV

28. OFFICE USE ONLY

INDUSTRY	OCCUPATION
0 0 A 0	0 0 0 N 0
1 1 B 0	1 1 1 P 0
2 2 C 0	2 2 2 Q 0
3 3 D 0	3 3 3 R 0
4 4 E 0	4 4 4 S 0
5 5 F 0	5 5 5 T 0
6 6 G 0	6 6 6 U 0
7 7 H 0	7 7 7 V 0
8 8 J 0	8 8 8 W 0
9 9 K 0	9 9 9 X 0
L 0	Y 0
Ref. 0 M 0	Ref. 0 Z 0

FIRST CHILD				
18A. LINE NO.	18B. RELATIONSHIP TO REFERENCE PERSON (Control Card Item 14b)	18C. AGE	18E. SEX	18I. ORIGIN
0 0	(Enter relationship and mark one circle below)	0 0	Male <input type="radio"/> Female <input type="radio"/>	0 0
1 1		1 1	18H. RACE	1 1
2 2		2 2	1. White ... <input type="radio"/>	2 2
3 3		3 3	2. Black ... <input type="radio"/>	3 3
4 4	Own child ... <input type="radio"/>	4 4	3. Amer. Indian, Aleut, Eskimo <input type="radio"/>	4 4
5 5	Brother/sister ... <input type="radio"/>	5 5	4. Asian or Pacific Islander <input type="radio"/>	5 5
6 6	Other relative of Reference Person ... <input type="radio"/>	6 6	5. Other ... <input type="radio"/>	6 6
7 7	Non-rel. of Ref. Person WITH OWN rels. in household ... <input type="radio"/>	7 7		7 7
8 8	Non-rel. of Ref. Person with NO OWN rels. in household ... <input type="radio"/>	8 8		8 8
9 9		9 9		9 9
OFFICE USE ONLY				
Family No. I 2 3 4 5 6				
Fam. Rel.	Type			
Child ... <input type="radio"/>	Sec. I <input type="radio"/>			
Other relative <input type="radio"/>	Sec. F <input type="radio"/>			
	Sub. F <input type="radio"/>			

FIFTH CHILD				
18A. LINE NO.	18B. RELATIONSHIP TO REFERENCE PERSON (Control Card Item 14b)	18C. AGE	18E. SEX	18I. ORIGIN
0 0	(Enter relationship and mark one circle below)	0 0	Male <input type="radio"/> Female <input type="radio"/>	0 0
1 1		1 1	18H. RACE	1 1
2 2		2 2	1. White ... <input type="radio"/>	2 2
3 3		3 3	2. Black ... <input type="radio"/>	3 3
4 4	Own child ... <input type="radio"/>	4 4	3. Amer. Indian, Aleut, Eskimo <input type="radio"/>	4 4
5 5	Brother/sister ... <input type="radio"/>	5 5	4. Asian or Pacific Islander <input type="radio"/>	5 5
6 6	Other relative of Reference Person ... <input type="radio"/>	6 6	5. Other ... <input type="radio"/>	6 6
7 7	Non-rel. of Ref. Person WITH OWN rels. in household ... <input type="radio"/>	7 7		7 7
8 8	Non-rel. of Ref. Person with NO OWN rels. in household ... <input type="radio"/>	8 8		8 8
9 9		9 9		9 9
OFFICE USE ONLY				
Family No. I 2 3 4 5 6				
Fam. Rel.	Type			
Child ... <input type="radio"/>	Sec. I <input type="radio"/>			
Other relative <input type="radio"/>	Sec. F <input type="radio"/>			
	Sub. F <input type="radio"/>			

SECOND CHILD				
18A. LINE NO.	18B. RELATIONSHIP TO REFERENCE PERSON (Control Card item 14b)	18C. AGE	18E. SEX	18I. ORIGIN
0 0	(Enter relationship and mark one circle below)	0 0	Male <input type="radio"/> Female <input type="radio"/>	0 0
1 1		1 1	18H. RACE	1 1
2 2		2 2	1. White ... <input type="radio"/>	2 2
3 3		3 3	2. Black ... <input type="radio"/>	3 3
4 4	Own child ... <input type="radio"/>	4 4	3. Amer. Indian, Aleut, Eskimo <input type="radio"/>	4 4
5 5	Brother/sister ... <input type="radio"/>	5 5	4. Asian or Pacific Islander <input type="radio"/>	5 5
6 6	Other relative of Reference Person ... <input type="radio"/>	6 6	5. Other ... <input type="radio"/>	6 6
7 7	Non-rel. of Ref. Person WITH OWN rels. in household ... <input type="radio"/>	7 7		7 7
8 8	Non-rel. of Ref. Person with NO OWN rels. in household ... <input type="radio"/>	8 8		8 8
9 9		9 9		9 9
OFFICE USE ONLY				
Family No. I 2 3 4 5 6				
Fam. Rel.	Type			
Child ... <input type="radio"/>	Sec. I <input type="radio"/>			
Other relative <input type="radio"/>	Sec. F <input type="radio"/>			
	Sub. F <input type="radio"/>			

SIXTH CHILD				
18A. LINE NO.	18B. RELATIONSHIP TO REFERENCE PERSON (Control Card item 14b)	18C. AGE	18E. SEX	18I. ORIGIN
0 0	(Enter relationship and mark one circle below)	0 0	Male <input type="radio"/> Female <input type="radio"/>	0 0
1 1		1 1	18H. RACE	1 1
2 2		2 2	1. White ... <input type="radio"/>	2 2
3 3		3 3	2. Black ... <input type="radio"/>	3 3
4 4	Own child ... <input type="radio"/>	4 4	3. Amer. Indian, Aleut, Eskimo <input type="radio"/>	4 4
5 5	Brother/sister ... <input type="radio"/>	5 5	4. Asian or Pacific Islander <input type="radio"/>	5 5
6 6	Other relative of Reference Person ... <input type="radio"/>	6 6	5. Other ... <input type="radio"/>	6 6
7 7	Non-rel. of Ref. Person WITH OWN rels. in household ... <input type="radio"/>	7 7		7 7
8 8	Non-rel. of Ref. Person with NO OWN rels. in household ... <input type="radio"/>	8 8		8 8
9 9		9 9		9 9
OFFICE USE ONLY				
Family No. I 2 3 4 5 6				
Fam. Rel.	Type			
Child ... <input type="radio"/>	Sec. I <input type="radio"/>			
Other relative <input type="radio"/>	Sec. F <input type="radio"/>			
	Sub. F <input type="radio"/>			

THIRD CHILD				
18A. LINE NO.	18B. RELATIONSHIP TO REFERENCE PERSON (Control Card Item 14b)	18C. AGE	18E. SEX	18I. ORIGIN
0 0	(Enter relationship and mark one circle below)	0 0	Male <input type="radio"/> Female <input type="radio"/>	0 0
1 1		1 1	18H. RACE	1 1
2 2		2 2	1. White ... <input type="radio"/>	2 2
3 3		3 3	2. Black ... <input type="radio"/>	3 3
4 4	Own child ... <input type="radio"/>	4 4	3. Amer. Indian, Aleut, Eskimo <input type="radio"/>	4 4
5 5	Brother/sister ... <input type="radio"/>	5 5	4. Asian or Pacific Islander <input type="radio"/>	5 5
6 6	Other relative of Reference Person ... <input type="radio"/>	6 6	5. Other ... <input type="radio"/>	6 6
7 7	Non-rel. of Ref. Person WITH OWN rels. in household ... <input type="radio"/>	7 7		7 7
8 8	Non-rel. of Ref. Person with NO OWN rels. in household ... <input type="radio"/>	8 8		8 8
9 9		9 9		9 9
OFFICE USE ONLY				
Family No. I 2 3 4 5 6				
Fam. Rel.	Type			
Child ... <input type="radio"/>	Sec. I <input type="radio"/>			
Other relative <input type="radio"/>	Sec. F <input type="radio"/>			
	Sub. F <input type="radio"/>			

SEVENTH CHILD				
18A. LINE NO.	18B. RELATIONSHIP TO REFERENCE PERSON (Control Card item 14b)	18C. AGE	18E. SEX	18I. ORIGIN
0 0	(Enter relationship and mark one circle below)	0 0	Male <input type="radio"/> Female <input type="radio"/>	0 0
1 1		1 1	18H. RACE	1 1
2 2		2 2	1. White ... <input type="radio"/>	2 2
3 3		3 3	2. Black ... <input type="radio"/>	3 3
4 4	Own child ... <input type="radio"/>	4 4	3. Amer. Indian, Aleut, Eskimo <input type="radio"/>	4 4
5 5	Brother/sister ... <input type="radio"/>	5 5	4. Asian or Pacific Islander <input type="radio"/>	5 5
6 6	Other relative of Reference Person ... <input type="radio"/>	6 6	5. Other ... <input type="radio"/>	6 6
7 7	Non-rel. of Ref. Person WITH OWN rels. in household ... <input type="radio"/>	7 7		7 7
8 8	Non-rel. of Ref. Person with NO OWN rels. in household ... <input type="radio"/>	8 8		8 8
9 9		9 9		9 9
OFFICE USE ONLY				
Family No. I 2 3 4 5 6				
Fam. Rel.	Type			
Child ... <input type="radio"/>	Sec. I <input type="radio"/>			
Other relative <input type="radio"/>	Sec. F <input type="radio"/>			
	Sub. F <input type="radio"/>			

FOURTH CHILD				
18A. LINE NO.	18B. RELATIONSHIP TO REFERENCE PERSON (Control Card Item 14b)	18C. AGE	18E. SEX	18I. ORIGIN
0 0	(Enter relationship and mark one circle below)	0 0	Male <input type="radio"/> Female <input type="radio"/>	0 0
1 1		1 1	18H. RACE	1 1
2 2		2 2	1. White ... <input type="radio"/>	2 2
3 3		3 3	2. Black ... <input type="radio"/>	3 3
4 4	Own child ... <input type="radio"/>	4 4	3. Amer. Indian, Aleut, Eskimo <input type="radio"/>	4 4
5 5	Brother/sister ... <input type="radio"/>	5 5	4. Asian or Pacific Islander <input type="radio"/>	5 5
6 6	Other relative of Reference Person ... <input type="radio"/>	6 6	5. Other ... <input type="radio"/>	6 6
7 7	Non-rel. of Ref. Person WITH OWN rels. in household ... <input type="radio"/>	7 7		7 7
8 8	Non-rel. of Ref. Person with NO OWN rels. in household ... <input type="radio"/>	8 8		8 8
9 9		9 9		9 9
OFFICE USE ONLY				
Family No. I 2 3 4 5 6				
Fam. Rel.	Type			
Child ... <input type="radio"/>	Sec. I <input type="radio"/>			
Other relative <input type="radio"/>	Sec. F <input type="radio"/>			
	Sub. F <input type="radio"/>			

EIGHTH CHILD				
18A. LINE NO.	18B. RELATIONSHIP TO REFERENCE PERSON (Control Card item 14b)	18C. AGE	18E. SEX	18I. ORIGIN
0 0	(Enter relationship and mark one circle below)	0 0	Male <input type="radio"/> Female <input type="radio"/>	0 0
1 1		1 1	18H. RACE	1 1
2 2		2 2	1. White ... <input type="radio"/>	2 2
3 3		3 3	2. Black ... <input type="radio"/>	3 3
4 4	Own child ... <input type="radio"/>	4 4	3. Amer. Indian, Aleut, Eskimo <input type="radio"/>	4 4
5 5	Brother/sister ... <input type="radio"/>	5 5	4. Asian or Pacific Islander <input type="radio"/>	5 5
6 6	Other relative of Reference Person ... <input type="radio"/>	6 6	5. Other ... <input type="radio"/>	6 6
7 7	Non-rel. of Ref. Person WITH OWN rels. in household ... <input type="radio"/>	7 7		7 7
8 8	Non-rel. of Ref. Person with NO OWN rels. in household ... <input type="radio"/>	8 8		8 8
9 9		9 9		9 9
OFFICE USE ONLY				
Family No. I 2 3 4 5 6				
Fam. Rel.	Type			
Child ... <input type="radio"/>	Sec. I <input type="radio"/>			
Other relative <input type="radio"/>	Sec. F <input type="radio"/>			
	Sub. F <input type="radio"/>			

18A. LINE NO.	18B. POPULATION STATUS	18B. RELATIONSHIP TO REFERENCE PERSON	18C. AGE	18D. MARITAL STATUS	18E. SEX AND VETERAN STATUS	18F. HIGHEST GRADE ATTENDED	18G. GRADE COMPLETED	18H. RACE	18I. ORIGIN
0 0	Civilian 14+	<input type="checkbox"/> (Enter relationship and mark one circle below)	0	Married - civilian spouse present <input type="checkbox"/>	Male (Also Mark Vet. Status) <input type="checkbox"/>	E H C		1. White <input type="checkbox"/>	
1 1	<input type="checkbox"/>	Reference Person WITH other relatives in household <input type="checkbox"/>	1 1	Married - Armed Forces spouse present <input type="checkbox"/>	Vietnam Era <input type="checkbox"/>	1 1 1	Yes <input type="checkbox"/>	2. Black <input type="checkbox"/>	
2 2	Armed Forces member	Reference Person with NO other relatives in household <input type="checkbox"/>	2 2	Married - spouse absent in Armed Forces <input type="checkbox"/>	Korean War <input type="checkbox"/>	2 2 2	<input type="checkbox"/>	3. Amer. Indian, Aleut, Eskimo	
3 3	<input type="checkbox"/>	Husband <input type="checkbox"/>	3 3	Married - spouse absent - other reasons (Exclude separated) <input type="checkbox"/>	World War II <input type="checkbox"/>	3 3 3	No <input type="checkbox"/>	4. Asian or Pacific Isl. <input type="checkbox"/>	
4 4	<input type="checkbox"/>	Wife <input type="checkbox"/>	4 4	Widowed <input type="checkbox"/>	World War I <input type="checkbox"/>	4 4 4	<input type="checkbox"/>	5. Other <input type="checkbox"/>	
5 5	[AF in Control Card Item 22]	Own child <input type="checkbox"/>	5 5	Divorced <input type="checkbox"/>	Other Service <input type="checkbox"/>	5 5 5	<input type="checkbox"/>		
6 6	<input type="checkbox"/>	Parent <input type="checkbox"/>	6 6	Separated <input type="checkbox"/>	Nonveteran <input type="checkbox"/>	6 6 6	<input type="checkbox"/>		
7 7	<input type="checkbox"/>	Brother/Sister <input type="checkbox"/>	7 7	Never married <input type="checkbox"/>	Female <input type="checkbox"/>	7 7 7	<input type="checkbox"/>		
8 8	<input type="checkbox"/>	Other rel. of Ref. Person <input type="checkbox"/>	8 8			8 8 8	<input type="checkbox"/>		
9 9	<input type="checkbox"/>	Non-rel. of Ref. Person WITH OWN relatives in household <input type="checkbox"/>	9 9			9 9 9	<input type="checkbox"/>		
	<input checked="" type="checkbox"/>	Non-rel. of Ref. Person with NO OWN relatives in household <input type="checkbox"/>							

18J. SOCIAL SECURITY NUMBER
(Transcribe from cz Item 26a)

0 0 0 0 0 0 0 0 0 0
 1 1 1 1 1 1 1 1 1 1
 2 2 2 2 2 2 2 2 2 2
 3 3 3 3 3 3 3 3 3 3
 4 4 4 4 4 4 4 4 4 4
 5 5 5 5 5 5 5 5 5 5
 6 6 6 6 6 6 6 6 6 6
 7 7 7 7 7 7 7 7 7 7
 8 8 8 8 8 8 8 8 8 8
 9 9 9 9 9 9 9 9 9 9

OFFICE USE ONLY


Family No. 1 2 3 4 5 6

Fam. Rel.	Type
Ref. Person <input type="checkbox"/>	Sec. 1 <input type="checkbox"/>
Spouse <input type="checkbox"/>	Soc. Fam. <input type="checkbox"/>
Child <input type="checkbox"/>	Sub. Fam. <input type="checkbox"/>
Other rel. <input type="checkbox"/>	Pri. I. <input type="checkbox"/>

REMINDER
 Fill corresponding transcription items 18A, 18C, and 18H on the CPS-665 for this person.

FACSIMILE OF MARCH SUPPLEMENT

Current Population Survey, March 1980

<p>1. INTERVIEWER CHECK ITEM</p> <p>Only CPS-665 for household <input type="radio"/> (Fill all applicable items on this page)</p> <p>First CPS-665 of continuation h'ld. . . <input type="radio"/> (Transcribe items (3, 6-9, 13) from first CPS-665)</p> <p>Second CPS-665 of continuation h'ld. . . <input type="radio"/></p> <p>Third, fourth, etc CPS-665..... <input type="radio"/></p> <p>10. INTERVIEWER CODE</p> <p>A B C D E F G H J K L M</p> <p>0 0 0 0 0 0 0 0 0 0 0 0</p> <p>0 1 2 3 4 5 6 7 8 9</p> <p>0 1 2 3 4 5 6 7 8 9</p> <p>13. TYPE INTERVIEW (CPS-665) <input checked="" type="checkbox"/></p> <p><input type="radio"/> Personal (Fill 13A below)</p> <p><input type="radio"/> Telephone</p> <p><input type="radio"/> Type A Noninterview (Transcribe items 1, 3, 6-10 on this page)</p> <p>13A. DESCRIPTION OF LONGEST JOB (Items 47A-E) IN THIS CPS-665:</p> <p>Yes <input type="radio"/> No <input type="radio"/></p>	<p>FORM CPS-665</p>  <p>U.S. DEPARTMENT OF COMMERCE BUREAU OF THE CENSUS</p> <p>CPS - 665</p> <p>INCOME SUPPLEMENT</p> <p>Form Approved - O.M.B. No. 41-R2971</p> <p>MARCH 1980</p> <p>INTRODUCTION (Optional)</p> <p>We have just completed the questions about employment and unemployment. Each March, the Census Bureau also collects information about the economic situation of Americans and their families for the previous year. I am going to ask these questions now. We don't expect all answers to be perfect, but please think about each question and answer it the best you can.</p>	<p>3. CONTROL NUMBER</p> <table border="1" style="width:100%; border-collapse: collapse;"> <tr> <th>6. PSU NO.</th> <th>7. SEGMENT NO.</th> <th>8. SERIAL NO.</th> <th>9. HOUSE HOLD NO.</th> </tr> <tr> <td>0 0</td> <td>0 0 0</td> <td>0 0</td> <td></td> </tr> <tr> <td>1 1 1</td> <td>1 1 1 1</td> <td>1 1</td> <td>1</td> </tr> <tr> <td>2 2 2</td> <td>2 2 2 2</td> <td>2 2</td> <td>2</td> </tr> <tr> <td>3 3 3</td> <td>3 3 3 3</td> <td>3 3</td> <td>3</td> </tr> <tr> <td>4 4 4</td> <td>4 4 4 4</td> <td>4 4</td> <td>4</td> </tr> <tr> <td>5 5 5</td> <td>5 5 5 5</td> <td>5 5</td> <td>5</td> </tr> <tr> <td>6 6 6</td> <td>6 6 6 6</td> <td>6 6</td> <td>6</td> </tr> <tr> <td>7 7 7</td> <td>7 7 7 7</td> <td>7 7</td> <td>7</td> </tr> <tr> <td>8 8 8</td> <td>8 8 8 8</td> <td>8 8</td> <td>8</td> </tr> <tr> <td>9 9 9</td> <td>9 9 9 9</td> <td>9 9</td> <td>9</td> </tr> </table>	6. PSU NO.	7. SEGMENT NO.	8. SERIAL NO.	9. HOUSE HOLD NO.	0 0	0 0 0	0 0		1 1 1	1 1 1 1	1 1	1	2 2 2	2 2 2 2	2 2	2	3 3 3	3 3 3 3	3 3	3	4 4 4	4 4 4 4	4 4	4	5 5 5	5 5 5 5	5 5	5	6 6 6	6 6 6 6	6 6	6	7 7 7	7 7 7 7	7 7	7	8 8 8	8 8 8 8	8 8	8	9 9 9	9 9 9 9	9 9	9
6. PSU NO.	7. SEGMENT NO.	8. SERIAL NO.	9. HOUSE HOLD NO.																																											
0 0	0 0 0	0 0																																												
1 1 1	1 1 1 1	1 1	1																																											
2 2 2	2 2 2 2	2 2	2																																											
3 3 3	3 3 3 3	3 3	3																																											
4 4 4	4 4 4 4	4 4	4																																											
5 5 5	5 5 5 5	5 5	5																																											
6 6 6	6 6 6 6	6 6	6																																											
7 7 7	7 7 7 7	7 7	7																																											
8 8 8	8 8 8 8	8 8	8																																											
9 9 9	9 9 9 9	9 9	9																																											
<p>77. INTERVIEWER CHECK ITEM</p> <p>TENURE (from Control Card Item 9)</p> <p>Owned or being bought <input type="radio"/></p> <p>Rented <input type="radio"/></p> <p>No cash rent <input type="radio"/></p> <p>78. How many housing units are in this structure?</p> <p>1 <input type="radio"/> 5-9 <input type="radio"/></p> <p>2 <input type="radio"/> 10+ <input type="radio"/></p> <p>3-4 <input type="radio"/></p> <p>79. INTERVIEWER CHECK ITEM</p> <p>Some household members 5-18 years old <input type="radio"/> (Ask 80)</p> <p>No household members 5-18 years old <input type="radio"/> (Skip to 81)</p> <p>80. During 1979 how many of the children in this household usually ate a complete hot lunch offered at school?</p> <p><input type="radio"/> All</p> <p><input type="radio"/> Some, but not all - Mark number</p> <p>I 2 3 4 5 6 7 8 9 +</p> <p><input type="radio"/> None</p> <p>81. INTERVIEWER CHECK ITEM (from Control Card Item 33)</p> <table style="border: none;"> <tr> <td>A <input type="radio"/></td> <td>G <input type="radio"/></td> <td>M <input type="radio"/></td> </tr> <tr> <td>B <input type="radio"/></td> <td>H <input type="radio"/></td> <td>N <input type="radio"/></td> </tr> <tr> <td>C <input type="radio"/></td> <td>I <input type="radio"/></td> <td>O <input type="radio"/></td> </tr> <tr> <td>D <input type="radio"/></td> <td>J <input type="radio"/></td> <td></td> </tr> <tr> <td>E <input type="radio"/></td> <td>K <input type="radio"/></td> <td></td> </tr> <tr> <td>F <input type="radio"/></td> <td>L <input type="radio"/></td> <td></td> </tr> </table> <p><i>If entry in A-L or if cc item 33 is NA, fill 82</i></p>	A <input type="radio"/>	G <input type="radio"/>	M <input type="radio"/>	B <input type="radio"/>	H <input type="radio"/>	N <input type="radio"/>	C <input type="radio"/>	I <input type="radio"/>	O <input type="radio"/>	D <input type="radio"/>	J <input type="radio"/>		E <input type="radio"/>	K <input type="radio"/>		F <input type="radio"/>	L <input type="radio"/>		<p>82. INTERVIEWER CHECK ITEM</p> <p>All or some marked in 80..... <input type="radio"/> (Ask 83)</p> <p>None marked in 80 or 80 blank <input type="radio"/> (Skip to 84)</p> <p>83. During 1979 how many of the children in this household received free or reduced price lunches because they qualified for the Federal School Lunch program?</p> <p><input type="radio"/> All</p> <p><input type="radio"/> Some, but not all - Mark number</p> <p>I 2 3 4 5 6 7 8 9 +</p> <p><input type="radio"/> None</p> <p>84. INTERVIEWER CHECK ITEM</p> <p>Owned marked in 77..... <input type="radio"/> (Skip to 87)</p> <p>Rented or no cash rent marked in 77 <input type="radio"/></p> <p>85. Is this house in a public housing project, that is, is it owned by a local housing authority or other public agency?</p> <p>Yes <input type="radio"/> (Skip to 87) No <input type="radio"/></p> <p>86. Are you paying lower rent because the Federal, State, or local government is paying part of the cost?</p> <p>Yes <input type="radio"/> No <input type="radio"/></p> <p>87. Did anyone in this household get food stamps at any time during 1979?</p> <p>Yes <input type="radio"/> No <input type="radio"/> (End questions)</p> <p>88. How many people in this household were covered by food stamps during 1979?</p> <p>All I 2 3 4 5 6 7 8 +</p> <p><input type="radio"/></p>	<p>89. In how many months of 1979 were food stamps received?</p> <p><input type="radio"/> 0</p> <p><input type="radio"/> 1</p> <p><input type="radio"/> 2</p> <p><input type="radio"/> 3</p> <p><input type="radio"/> 4</p> <p><input type="radio"/> 5</p> <p><input type="radio"/> 6</p> <p><input type="radio"/> 7</p> <p><input type="radio"/> 8</p> <p><input type="radio"/> 9</p> <p><input type="radio"/> All</p> <p>90. What was the value of all the food stamps received during 1979? (Add monthly amounts to obtain annual figure)</p> <p><input type="radio"/> 0</p> <p><input type="radio"/> 1</p> <p><input type="radio"/> 2</p> <p><input type="radio"/> 3</p> <p><input type="radio"/> 4</p> <p><input type="radio"/> 5</p> <p><input type="radio"/> 6</p> <p><input type="radio"/> 7</p> <p><input type="radio"/> 8</p> <p><input type="radio"/> 9</p> <p>\$</p> <p>(Nearest Dollar)</p>																										
A <input type="radio"/>	G <input type="radio"/>	M <input type="radio"/>																																												
B <input type="radio"/>	H <input type="radio"/>	N <input type="radio"/>																																												
C <input type="radio"/>	I <input type="radio"/>	O <input type="radio"/>																																												
D <input type="radio"/>	J <input type="radio"/>																																													
E <input type="radio"/>	K <input type="radio"/>																																													
F <input type="radio"/>	L <input type="radio"/>																																													
<p>NOTES:</p> <p>-----</p> <p>-----</p> <p>-----</p> <p>-----</p> <p>-----</p> <p>-----</p> <p>-----</p> <p>-----</p> <p>-----</p> <p>-----</p>																																														
		<p>CODER NUMBER</p> <p>A B C D E F G H J K L M</p> <p>0 0 0 0 0 0 0 0 0 0 0 0</p> <p>0 1 2 3 4 5 6 7 8 9</p>																																												

IF CIVILIAN 14+, BEGIN WITH ITEM 29A. IF CURRENT ARMED FORCES MEMBER, BEGIN WITH ITEM 46.

18A. LINE NUMBER	POPULATION STATUS	18C. AGE	18E. Sex	OFFICE USE ONLY	37. Were the (entry in item 36) weeks... was looking for work (or on layoff) all in one stretch?	46. What was... longest job in 1979? (Compare with entry in CPS-1 item 23)	OFFICE USE ONLY	INDUSTRY	OCCUPATION
1	Civilian 14+	22	Male		Yes - 1 stretch <input type="radio"/> No - 2 stretches <input type="radio"/> (Go to 38) No - 3+ stretches <input type="radio"/>	Same as item 23 or Armed Forces <input type="radio"/> (Ship to 48A) Different from item 23 or item 23 blank... <input type="radio"/> (Specify in 47A-47E)		A	N
2		22						B	P
3		33	Female					C	R
4	Armed Forces Member	44						D	S
5		55						E	T
6		66						F	T
7	(AF in cc item 22)	77						G	U
8		88						H	V
9		99						I	W
								J	Y
								K	X
								L	Z
								M	

<p>29A. Did... work at a job or business at any time during 1979?</p> <p>Yes <input type="radio"/> (Skip to 33) No <input type="radio"/></p>	<p>37. Were the (entry in item 36) weeks... was looking for work (or on layoff) all in one stretch?</p> <p>Yes - 1 stretch <input type="radio"/> No - 2 stretches <input type="radio"/> (Go to 38) No - 3+ stretches <input type="radio"/></p>	<p>46. What was... longest job in 1979? (Compare with entry in CPS-1 item 23)</p> <p>Same as item 23 or Armed Forces <input type="radio"/> (Ship to 48A) Different from item 23 or item 23 blank... <input type="radio"/> (Specify in 47A-47E)</p>
<p>298. Did... do any temporary, part time, or seasonal work even for a few days during 1979?</p> <p>Yes <input type="radio"/> (Skip to 33) No <input type="radio"/></p>	<p>38. What was... doing most of the remaining weeks in 1979? Was he/she... (Read list until "Yes" reply is received.)</p> <p>Ill or disabled and unable to work <input type="radio"/> <input checked="" type="checkbox"/> Taking care of home or family... <input type="radio"/> Going to school... <input type="radio"/> In Armed Forces... <input type="radio"/> Retired... <input type="radio"/> Doing something else... <input type="radio"/> (Go to item 39)</p>	<p>47A. EMPLOYER</p> <p>47B. INDUSTRY</p> <p>47C. OCCUPATION</p>
<p>30. Even though... did not work in 1979, did he/she spend any time trying to find a job or on layoff?</p> <p>Yes <input type="radio"/> No <input type="radio"/> (Skip to 32)</p>	<p>39. For how many employers did... work in 1979? If more than one at same time, only count it as one employer.</p> <p>1 <input type="radio"/> (Skip to 41) 2 <input type="radio"/> (Ask 40) 3+ <input type="radio"/></p>	<p>47D. ACTIVITIES</p> <p>47E. CLASS OF WORKER</p> <p>Private... P <input type="radio"/> Self-employment <input type="radio"/> Federal Gov't... F <input type="radio"/> (Go to Inc.) Yes... I <input type="radio"/> (Go to SE) No (or farm) SE... <input type="radio"/> State Gov't... S <input type="radio"/> (48A) Without pay... WP <input type="radio"/> (Go to 49A) Local Gov't... L <input type="radio"/></p>
<p>31. How many different weeks was... looking for work or on layoff from a job?</p> <p><input type="text"/> (Mark weeks) →</p>	<p>40. Did... look for work between jobs in 1979?</p> <p>Yes <input type="radio"/> No <input type="radio"/></p>	<p>48A. How much did... earn from this employer before deductions (this business/farm AFTER EXPENSES) during 1979?</p> <p>\$ <input type="text"/></p> <p><input type="radio"/> Records <input type="radio"/> Firm est. <input type="radio"/> Lost money <input type="radio"/> Other</p>
<p>32. What was the main reason... did not work in 1979? Was he/she... (Read list until "Yes" reply is received)</p> <p>Ill or disabled and unable to work <input type="radio"/> Taking care of home or family... <input type="radio"/> Going to school... <input type="radio"/> (Skip to 53) Could not find work... <input type="radio"/> Retired... <input type="radio"/> Doing something else... <input type="radio"/> In Armed Forces... <input type="radio"/> (Skip to 46)</p>	<p>41. In the weeks that... worked, how many hours did... usually work per week?</p> <p><input type="text"/> (Mark hours) →</p> <p>(Go to 42)</p>	<p>48B. How much did... earn from: All other employers? His/her own business after expenses? His/her farm after expenses?</p> <p>Yes <input type="radio"/> No <input type="radio"/> Yes <input type="radio"/> No <input type="radio"/> Yes <input type="radio"/> No <input type="radio"/></p> <p>\$ <input type="text"/> \$ <input type="text"/> \$ <input type="text"/></p>
<p>33. During 1979 in how many weeks did... work even for a few hours? Include paid vacation and sick leave as work.</p> <p><input type="text"/> (Mark weeks and Go to 34)</p>	<p>42. INTERVIEWER CHECK ITEM</p> <p>Number of hours in item 41 is:</p> <p>1-34 <input type="radio"/> (Skip to 44) 35+ <input type="radio"/> (Ask 43)</p>	<p>49A. Did... earn money from any other work he/she did during 1979?</p> <p>Yes <input type="radio"/> No <input type="radio"/> (Skip to 50A)</p>
<p>34. INTERVIEWER CHECK ITEM</p> <p>Number of weeks in item 33 is:</p> <p>1-49 <input type="radio"/> (Skip to 36) 50-51 <input type="radio"/> (Ask 35) 52 <input type="radio"/> (Skip to 39)</p>	<p>43. Did... work less than 35 hours for at least one week in 1979? Exclude time off with pay because of holidays, vacation, days off, or sickness.</p> <p>Yes <input type="radio"/> (Ask 44) No <input type="radio"/> (Skip to 46)</p>	<p>49B. How much did... earn from:</p> <p>All other employers? His/her own business after expenses? His/her farm after expenses?</p> <p>Yes <input type="radio"/> No <input type="radio"/> Yes <input type="radio"/> No <input type="radio"/> Yes <input type="radio"/> No <input type="radio"/></p> <p>\$ <input type="text"/> \$ <input type="text"/> \$ <input type="text"/></p>
<p>35. Did... lose any full weeks of work in 1979 because he/she was on layoff from a job or lost a job?</p> <p>Yes <input type="radio"/> No <input type="radio"/> (Skip to 39)</p>	<p>44. How many weeks did... work less than 35 hours in 1979?</p> <p><input type="text"/> (Mark weeks) →</p>	<p>50A. INTERVIEWER CHECK ITEM</p> <p>Longest job (item 46) is farmer?</p> <p>Yes <input type="radio"/> No <input type="radio"/> (Skip to 51A)</p>
<p>36. You said... worked about (entry in item 33) weeks in 1979. How many of the remaining (52 minus entry in item 33) weeks was... looking for work or on layoff from a job?</p> <p><input type="text"/> (Mark weeks and ask 37)</p> <p>None <input type="radio"/> (Skip to 38)</p>	<p>45. What was the main reason... worked less than 35 hours per week?</p> <p>Could only find part time job... <input type="radio"/> Wanted to work part time or could work only part time <input type="radio"/> Slack work or material shortage <input type="radio"/> Other... <input type="radio"/> (Ask 46)</p>	<p>50B. Other than the farm income we have already talked about, did... receive any income from agricultural work done for others, recreational services, or government farm programs other than loans?</p> <p>Yes <input type="radio"/> (Probe and make corrections to 48A or 49B) No <input type="radio"/> (Ask 51A)</p>
		<p>51A. During 1979 did... receive any unemployment compensation from the State or local government?</p> <p>Yes <input type="radio"/> No <input type="radio"/> (Skip to 52A)</p> <p>Any Supplemental Unemployment Benefits (SUB)? <input type="radio"/> Yes <input type="radio"/> No <input type="radio"/></p> <p>Any Union unemployment or strike benefits? <input type="radio"/> Yes <input type="radio"/> No <input type="radio"/></p>
		<p>51B. How much did... receive in unemployment benefits during 1979?</p> <p>\$ <input type="text"/></p>
		<p>52A. During 1979 did... receive any Worker's Compensation payments or other payments as a result of a job related injury or illness? (Exclude sick pay and disability retirement)</p> <p>Yes <input type="radio"/> No <input type="radio"/> (Skip to 53)</p>
		<p>52B. What was the source of these payments?</p> <p>State Workers Compensation... <input type="radio"/> Employer or employer's insurance... <input type="radio"/> Own insurance... <input type="radio"/> Other... <input type="radio"/></p>
		<p>52C. How much compensation did... receive during 1979?</p> <p>\$ <input type="text"/></p>
		<p>53. Was... living in this house 5 years ago; that is, on March 1, 1975?</p> <p>Yes <input type="radio"/> (Skip to 55) No <input type="radio"/></p>
		<p>54. Where did... live on March 1, 1975?</p> <p>A. Name of State, foreign country, U.S. possession, etc. →</p> <p>B. Name of county →</p> <p>C. Name of city, town, etc. →</p>
		<p>D. Did... live inside the limits of that city, town, village, etc.?</p> <p>Yes <input type="radio"/> No <input type="radio"/></p>
		<p>55. In March 1975, what was... main activity? (Fill one circle)</p> <p>a. On active duty in the Armed Forces? <input type="radio"/></p> <p>b. Working at a job or business?... <input type="radio"/></p> <p>c. Attending college?... <input type="radio"/></p> <p>d. Something else?... <input type="radio"/></p>

COMPLETE LINE NUMBER FOR ALL PERSONS 14+ BEFORE BEGINNING QUESTIONS ON EACH PAGE (NAME IS OPTIONAL)

NAME (Optional)				
LINE NUMBER (Item 1&A)	Page 3	Page 4	Page 5	Page 6
	<input type="radio"/> 0 <input type="radio"/> 1 <input type="radio"/> 2 <input type="radio"/> 3 <input checked="" type="radio"/> 4 <input type="radio"/> 5 <input type="radio"/> 6 <input type="radio"/> 7 <input type="radio"/> 8 <input type="radio"/> 9	<input type="radio"/> 0 <input type="radio"/> 1 <input type="radio"/> 2 <input type="radio"/> 3 <input checked="" type="radio"/> 4 <input type="radio"/> 5 <input type="radio"/> 6 <input type="radio"/> 7 <input type="radio"/> 8 <input type="radio"/> 9	<input type="radio"/> 0 <input type="radio"/> 1 <input type="radio"/> 2 <input type="radio"/> 3 <input checked="" type="radio"/> 4 <input type="radio"/> 5 <input type="radio"/> 6 <input type="radio"/> 7 <input type="radio"/> 8 <input type="radio"/> 9	<input type="radio"/> 0 <input type="radio"/> 1 <input type="radio"/> 2 <input type="radio"/> 3 <input checked="" type="radio"/> 4 <input type="radio"/> 5 <input type="radio"/> 6 <input type="radio"/> 7 <input type="radio"/> 8 <input type="radio"/> 9
56. DURING 1979 DID ANYONE IN THIS HOUSEHOLD RECEIVE: 56A. Any Social Security payments from the U.S. Government? Yes <input type="radio"/> 7 No <input type="radio"/> (Skip to 57A)				
56B. Who received Social Security payments either for themselves or as combined payments with other family members? <i>Complete 56C & 56D for each person with a "Yes" in 56B</i> 56C. In how many months of 1979 did ... receive Social Security payments? 56D. How much did ... receive in Social Security payments during 1979? <i>(separate combined payments)</i> NOTE: Social Security checks are green-colored checks.	Yes <input type="radio"/> No <input type="radio"/> <input type="text"/> Months <input type="radio"/> I <input type="radio"/> 1 2 3 4 5 6 7 8 9	Yes <input type="radio"/> No <input type="radio"/> <input type="text"/> Months <input type="radio"/> I <input type="radio"/> 1 2 3 4 5 6 7 8 9	Yes <input type="radio"/> No <input type="radio"/> <input type="text"/> Months <input type="radio"/> I <input type="radio"/> 1 2 3 4 5 6 7 8 9	Yes <input type="radio"/> No <input type="radio"/> <input type="text"/> Months <input type="radio"/> I <input type="radio"/> 1 2 3 4 5 6 7 8 9
56E. INTERVIEWER CHECK ITEM <input type="radio"/> Children under 23 present - (Ask 56F) <input type="radio"/> No children under 23 present - (Skip to 57)				
56F. Did anyone in this household receive any separate Social Security payments which we have not talked about for the children in this household? Yes <input type="radio"/> No <input type="radio"/> <i>(If "Yes," make necessary changes to include this amount in 56D for person receiving)</i>				
57. DURING 1979 DID ANYONE IN THIS HOUSEHOLD RECEIVE: 57A. Any SSI payments, that is, Supplemental Security Income? Yes <input type="radio"/> 7 No <input type="radio"/> (Go to next page)				
57B. Who received SSI? (Anyone else?) <i>(Complete 57C and 57D for each person with "Yes" in 57B)</i> 57C. How much did ... receive in Supplemental Security Income during 1979? NOTE: SSI checks from the U.S. Government, are pale gold in color. The color of state checks may vary.	Yes <input type="radio"/> No <input type="radio"/> <input type="text"/> \$ <input type="radio"/> I <input type="radio"/> 1 2 3 4 5 6 7 8 9	Yes <input type="radio"/> No <input type="radio"/> <input type="text"/> \$ <input type="radio"/> I <input type="radio"/> 1 2 3 4 5 6 7 8 9	Yes <input type="radio"/> No <input type="radio"/> <input type="text"/> \$ <input type="radio"/> I <input type="radio"/> 1 2 3 4 5 6 7 8 9	Yes <input type="radio"/> No <input type="radio"/> <input type="text"/> \$ <input type="radio"/> I <input type="radio"/> 1 2 3 4 5 6 7 8 9
57D. Did ... receive a U.S. Government SSI check, a State SSI check, or separate checks from both? <i>(Go to 57C for next person with "Yes" in 57B or go to next page)</i>	<input type="radio"/> U.S. only <input type="radio"/> State only <input type="radio"/> Both	<input type="radio"/> U.S. only <input type="radio"/> State only <input type="radio"/> Both	<input type="radio"/> U.S. only <input type="radio"/> State only <input type="radio"/> Both	<input type="radio"/> U.S. only <input type="radio"/> State only <input type="radio"/> Both
Annual Total - last check = 11.46	Medicare Deduction: \$8/month			

NAME (Optional)				
LINE NUMBER (Item 18A)	Page 3	Page 4	Page 5	Page 6
58A. (Other than Social Security) did anyone in this household receive any income in 1979 as a widow or survivor of a deceased parent? This would include income such as survivor or widow's pensions from the government, previous employers, or unions, and regular income from estates, trusts, or annuities from paid-up insurance policies. Yes <input type="radio"/> 7 <input checked="" type="radio"/> No <input type="radio"/> (Go to next page)				
58B. Who received this income? (Anyone else?)	Yes <input type="radio"/> No <input type="radio"/>	Yes <input type="radio"/> No <input type="radio"/>	Yes <input type="radio"/> No <input type="radio"/>	Yes <input type="radio"/> No <input type="radio"/>
(Complete 58C to 58G for each person with a "Yes" in 58B)				
58C. What was the source of this income? (Any other widow or survivor income?)				
01. Veteran survivor pension	Yes <input type="radio"/> No <input type="radio"/>	Yes <input type="radio"/> No <input type="radio"/>	Yes <input type="radio"/> No <input type="radio"/>	Yes <input type="radio"/> No <input type="radio"/>
02. Company or union survivor pension (inc. profit sharing)	Yes <input type="radio"/> No <input type="radio"/>	Yes <input type="radio"/> No <input type="radio"/>	Yes <input type="radio"/> No <input type="radio"/>	Yes <input type="radio"/> No <input type="radio"/>
03. Federal Government (Civil Service) pension	Yes <input type="radio"/> No <input type="radio"/>	Yes <input type="radio"/> No <input type="radio"/>	Yes <input type="radio"/> No <input type="radio"/>	Yes <input type="radio"/> No <input type="radio"/>
04. U.S. Military retirement survivor pension	Yes <input type="radio"/> No <input type="radio"/>	Yes <input type="radio"/> No <input type="radio"/>	Yes <input type="radio"/> No <input type="radio"/>	Yes <input type="radio"/> No <input type="radio"/>
05. State or Local gov't. survivor pension	Yes <input type="radio"/> No <input type="radio"/>	Yes <input type="radio"/> No <input type="radio"/>	Yes <input type="radio"/> No <input type="radio"/>	Yes <input type="radio"/> No <input type="radio"/>
06. U.S. Railroad retirement survivor pension	Yes <input type="radio"/> <input checked="" type="radio"/> No <input type="radio"/>	Yes <input type="radio"/> <input checked="" type="radio"/> No <input type="radio"/>	Yes <input type="radio"/> <input checked="" type="radio"/> No <input type="radio"/>	Yes <input type="radio"/> <input checked="" type="radio"/> No <input type="radio"/>
07. Worker's compensation survivor	Yes <input type="radio"/> No <input type="radio"/>	Yes <input type="radio"/> No <input type="radio"/>	Yes <input type="radio"/> No <input type="radio"/>	Yes <input type="radio"/> No <input type="radio"/>
08. Black lung survivor pension	Yes <input type="radio"/> No <input type="radio"/>	Yes <input type="radio"/> No <input type="radio"/>	Yes <input type="radio"/> No <input type="radio"/>	Yes <input type="radio"/> No <input type="radio"/>
09. Regular payments from estates or trusts	Yes <input type="radio"/> No <input type="radio"/>	Yes <input type="radio"/> No <input type="radio"/>	Yes <input type="radio"/> No <input type="radio"/>	Yes <input type="radio"/> No <input type="radio"/>
10. Regular payments from annuities or paid-up insurance policies	Yes <input type="radio"/> No <input type="radio"/>	Yes <input type="radio"/> No <input type="radio"/>	Yes <input type="radio"/> No <input type="radio"/>	Yes <input type="radio"/> No <input type="radio"/>
11. Other or don't know (Specify in Notes)	Yes <input type="radio"/> No <input type="radio"/>	Yes <input type="radio"/> No <input type="radio"/>	Yes <input type="radio"/> No <input type="radio"/>	Yes <input type="radio"/> No <input type="radio"/>
(Complete 58D and 58E for first "Yes" in 58C)				
58D. Income Source Code	<input type="radio"/> I <input type="radio"/> 1 2 3 4 5 6 7 8 9	<input type="radio"/> I <input type="radio"/> 1 2 3 4 5 6 7 8 9	<input type="radio"/> I <input type="radio"/> 1 2 3 4 5 6 7 8 9	<input type="radio"/> I <input type="radio"/> 1 2 3 4 5 6 7 8 9
58E. How much did ... receive in ... (read source) during 1979?	\$ <input type="text"/> 0 0 0 0 0 1 1 1 1 1 2 2 2 2 2 3 3 3 3 3 4 4 4 4 4 5 5 5 5 5 6 6 6 6 6 7 7 7 7 7 8 8 8 8 8 9 9 9 9 9 <input type="radio"/>	\$ <input type="text"/> 0 0 0 0 0 1 1 1 1 1 2 2 2 2 2 3 3 3 3 3 4 4 4 4 4 5 5 5 5 5 6 6 6 6 6 7 7 7 7 7 8 8 8 8 8 9 9 9 9 9 <input type="radio"/>	\$ <input type="text"/> 0 0 0 0 0 1 1 1 1 1 2 2 2 2 2 3 3 3 3 3 4 4 4 4 4 5 5 5 5 5 6 6 6 6 6 7 7 7 7 7 8 8 8 8 8 9 9 9 9 9 <input type="radio"/>	\$ <input type="text"/> 0 0 0 0 0 1 1 1 1 1 2 2 2 2 2 3 3 3 3 3 4 4 4 4 4 5 5 5 5 5 6 6 6 6 6 7 7 7 7 7 8 8 8 8 8 9 9 9 9 9 <input type="radio"/>
(Complete 58F and 58G for next income source marked or go to 58C for next person with "Yes" in 58B or go to next page)				
58F. Income Source Code	<input type="radio"/> I <input type="radio"/> 1 2 3 4 5 6 7 8 9	<input type="radio"/> I <input type="radio"/> 1 2 3 4 5 6 7 8 9	<input type="radio"/> I <input type="radio"/> 1 2 3 4 5 6 7 8 9	<input type="radio"/> I <input type="radio"/> 1 2 3 4 5 6 7 8 9
58G. How much did ... receive in ... (read source) during 1979?	\$ <input type="text"/> 0 0 0 0 0 1 1 1 1 1 2 2 2 2 2 3 3 3 3 3 4 4 4 4 4 5 5 5 5 5 6 6 6 6 6 7 7 7 7 7 8 8 8 8 8 9 9 9 9 9 <input type="radio"/>	\$ <input type="text"/> 0 0 0 0 0 1 1 1 1 1 2 2 2 2 2 3 3 3 3 3 4 4 4 4 4 5 5 5 5 5 6 6 6 6 6 7 7 7 7 7 8 8 8 8 8 9 9 9 9 9 <input type="radio"/>	\$ <input type="text"/> 0 0 0 0 0 1 1 1 1 1 2 2 2 2 2 3 3 3 3 3 4 4 4 4 4 5 5 5 5 5 6 6 6 6 6 7 7 7 7 7 8 8 8 8 8 9 9 9 9 9 <input type="radio"/>	\$ <input type="text"/> 0 0 0 0 0 1 1 1 1 1 2 2 2 2 2 3 3 3 3 3 4 4 4 4 4 5 5 5 5 5 6 6 6 6 6 7 7 7 7 7 8 8 8 8 8 9 9 9 9 9 <input type="radio"/>
(Go to 58C for next person with "Yes" in 58B or go to next page)				
NOTES:				

NAME (Optional)	Page 3	Page 4	Page 5	Page 6
LINE NUMBER (Item 18A)				
59A. Does anyone in this household have a disability or handicap . . . (parse), or has anyone ever retired or left a job because of disability, injury, or illness? Yes <input type="radio"/> No <input type="radio"/> (Skip to 60A)				
59B. Who is that? (Anyone else?)	Yes <input type="radio"/> No <input type="radio"/>	Yes <input type="radio"/> No <input type="radio"/>	Yes <input type="radio"/> No <input type="radio"/>	Yes <input type="radio"/> No <input type="radio"/>
60A. Does anyone in this household have a disability related to service in the Armed Forces? Yes <input type="radio"/> No <input type="radio"/> (Skip to 61A)	<input checked="" type="radio"/>	<input checked="" type="radio"/>	<input checked="" type="radio"/>	<input checked="" type="radio"/>
60B. Who is that? (Anyone else?)	Yes <input type="radio"/> No <input type="radio"/>	Yes <input type="radio"/> No <input type="radio"/>	Yes <input type="radio"/> No <input type="radio"/>	Yes <input type="radio"/> No <input type="radio"/>
61A. INTERVIEWER CHECK ITEM <input type="radio"/> "No" to both 59A and 60A (Skip to next page) <input type="radio"/> "Yes" in either 59A or 60A				
(Complete 61B to 61G for each person with a "Yes" in either 59B or 60B) 61B. (Other than Social Security) did . . . receive any income in 1979 as a result of this health problem (disability/handicap)?	Yes <input type="radio"/> No <input type="radio"/> (Ask 61B for next person with "Yes" in 59B or 60B or skip to next page)	Yes <input type="radio"/> No <input type="radio"/> (Ask 61B for next person with "Yes" in 59B or 60B or skip to next page)	Yes <input type="radio"/> No <input type="radio"/> (Ask 61B for next person with "Yes" in 59B or 60B or skip to next page)	Yes <input type="radio"/> No <input type="radio"/> (Ask 61B for next person with "Yes" in 59B or 60B or skip to next page)
61C. What was the source of this income? (Any other income related to this health condition or disability?) 01. Veterans' disability 02. Worker's compensation 03. Company or union disability 04. Federal Government (Civil Service) disability 05. U.S. military retirement disability 06. State or local gov't. employee disability 07. U.S. Railroad Retirement disability 08. Accident or disability insurance 09. Black Lung miner's disability 10. Short temporary sickness 11. Other or don't know (Specify in notes)	Yes <input type="radio"/> No <input type="radio"/> Yes <input type="radio"/> No <input type="radio"/> Yes <input type="radio"/> No <input type="radio"/> Yes <input type="radio"/> No <input type="radio"/> Yes <input type="radio"/> No <input type="radio"/> Yes <input type="radio"/> No <input type="radio"/> Yes <input type="radio"/> No <input type="radio"/> Yes <input type="radio"/> No <input type="radio"/> Yes <input type="radio"/> No <input type="radio"/> Yes <input type="radio"/> No <input type="radio"/> Yes <input type="radio"/> No <input type="radio"/> Yes <input type="radio"/> No <input type="radio"/>	Yes <input type="radio"/> No <input type="radio"/> Yes <input type="radio"/> No <input type="radio"/> Yes <input type="radio"/> No <input type="radio"/> Yes <input type="radio"/> No <input type="radio"/> Yes <input type="radio"/> No <input type="radio"/> Yes <input type="radio"/> No <input type="radio"/> Yes <input type="radio"/> No <input type="radio"/> Yes <input type="radio"/> No <input type="radio"/> Yes <input type="radio"/> No <input type="radio"/> Yes <input type="radio"/> No <input type="radio"/> Yes <input type="radio"/> No <input type="radio"/> Yes <input type="radio"/> No <input type="radio"/>	Yes <input type="radio"/> No <input type="radio"/> Yes <input type="radio"/> No <input type="radio"/> Yes <input type="radio"/> No <input type="radio"/> Yes <input type="radio"/> No <input type="radio"/> Yes <input type="radio"/> No <input type="radio"/> Yes <input type="radio"/> No <input type="radio"/> Yes <input type="radio"/> No <input type="radio"/> Yes <input type="radio"/> No <input type="radio"/> Yes <input type="radio"/> No <input type="radio"/> Yes <input type="radio"/> No <input type="radio"/> Yes <input type="radio"/> No <input type="radio"/> Yes <input type="radio"/> No <input type="radio"/>	Yes <input type="radio"/> No <input type="radio"/> Yes <input type="radio"/> No <input type="radio"/> Yes <input type="radio"/> No <input type="radio"/> Yes <input type="radio"/> No <input type="radio"/> Yes <input type="radio"/> No <input type="radio"/> Yes <input type="radio"/> No <input type="radio"/> Yes <input type="radio"/> No <input type="radio"/> Yes <input type="radio"/> No <input type="radio"/> Yes <input type="radio"/> No <input type="radio"/> Yes <input type="radio"/> No <input type="radio"/> Yes <input type="radio"/> No <input type="radio"/> Yes <input type="radio"/> No <input type="radio"/>
(Complete 61D & 61E for first "Yes" in 61C) 61D. Income Source Code	<input type="radio"/> I <input type="radio"/> 1 2 3 4 5 6 7 8 9	<input type="radio"/> I <input type="radio"/> 1 2 3 4 5 6 7 8 9	<input type="radio"/> I <input type="radio"/> 1 2 3 4 5 6 7 8 9	<input type="radio"/> I <input type="radio"/> 1 2 3 4 5 6 7 8 9
61E. How much did . . . receive from . . . (read source) during 1979? (Complete 61F and 61G for next income source marked or go to 61B for next person with "Yes" in either 59A or 60A or go to next page)	\$ <input type="text"/> 0 0 0 0 0 1 1 1 1 1 2 2 2 2 2 3 3 3 3 3 4 4 4 4 4 5 5 5 5 5 6 6 6 6 6 7 7 7 7 7 8 8 8 8 8 9 9 9 9 9	\$ <input type="text"/> 0 0 0 0 0 1 1 1 1 1 2 2 2 2 2 3 3 3 3 3 4 4 4 4 4 5 5 5 5 5 6 6 6 6 6 7 7 7 7 7 8 8 8 8 8 9 9 9 9 9	\$ <input type="text"/> 0 0 0 0 0 1 1 1 1 1 2 2 2 2 2 3 3 3 3 3 4 4 4 4 4 5 5 5 5 5 6 6 6 6 6 7 7 7 7 7 8 8 8 8 8 9 9 9 9 9	\$ <input type="text"/> 0 0 0 0 0 1 1 1 1 1 2 2 2 2 2 3 3 3 3 3 4 4 4 4 4 5 5 5 5 5 6 6 6 6 6 7 7 7 7 7 8 8 8 8 8 9 9 9 9 9
61F. Income Source Code	<input type="radio"/> I <input type="radio"/> 1 2 3 4 5 6 7 8 9	<input type="radio"/> I <input type="radio"/> 1 2 3 4 5 6 7 8 9	<input type="radio"/> I <input type="radio"/> 1 2 3 4 5 6 7 8 9	<input type="radio"/> I <input type="radio"/> 1 2 3 4 5 6 7 8 9
61G. How much did . . . receive from . . . (read source) during 1979? (Go to 61B for next person with "Yes" in either 59B or 60B or go to next page)	\$ <input type="text"/> 0 0 0 0 0 1 1 1 1 1 2 2 2 2 2 3 3 3 3 3 4 4 4 4 4 5 5 5 5 5 6 6 6 6 6 7 7 7 7 7 8 8 8 8 8 9 9 9 9 9	\$ <input type="text"/> 0 0 0 0 0 1 1 1 1 1 2 2 2 2 2 3 3 3 3 3 4 4 4 4 4 5 5 5 5 5 6 6 6 6 6 7 7 7 7 7 8 8 8 8 8 9 9 9 9 9	\$ <input type="text"/> 0 0 0 0 0 1 1 1 1 1 2 2 2 2 2 3 3 3 3 3 4 4 4 4 4 5 5 5 5 5 6 6 6 6 6 7 7 7 7 7 8 8 8 8 8 9 9 9 9 9	\$ <input type="text"/> 0 0 0 0 0 1 1 1 1 1 2 2 2 2 2 3 3 3 3 3 4 4 4 4 4 5 5 5 5 5 6 6 6 6 6 7 7 7 7 7 8 8 8 8 8 9 9 9 9 9

NAME (Optional)				
LINE NUMBER (Item 18A)	Page 3	Page 4	Page 5	Page 6
62A. (Other than Social Security) During 1979 did anyone in this household receive any pension or retirement income from a previous employer or union (pouse), or any other type of retirement income? Yes <input type="radio"/> No <input checked="" type="radio"/> (Go to next page)				
62B. Who received pension or retirement income? (Anyone else?) Yes <input type="radio"/> No <input type="radio"/>	Yes <input type="radio"/> No <input type="radio"/>	Yes <input type="radio"/> No <input type="radio"/>	Yes <input type="radio"/> No <input type="radio"/>	Yes <input type="radio"/> No <input type="radio"/>
(Complete 62C-62G for each person with a "Yes" in 62B) 62C. What was the source of this income? (Any other pension or retirement income?) 1. Company or union pension (inc. profit sharing) Yes <input type="radio"/> No <input type="radio"/> 2. Federal Government (Civil Service) retirement Yes <input type="radio"/> No <input type="radio"/> 3. U.S. Military retirement Yes <input type="radio"/> No <input type="radio"/> 4. State or local government pension Yes <input checked="" type="radio"/> No <input type="radio"/> 5. U.S. Railroad Retirement Yes <input type="radio"/> No <input type="radio"/> 6. Regular payments from annuities or paid up insurance policies Yes <input type="radio"/> No <input type="radio"/> 7. Other sources including IRA or KEOUGH or don't know (Specify in notes) Yes <input type="radio"/> No <input type="radio"/>	Yes <input type="radio"/> No <input type="radio"/> Yes <input type="radio"/> No <input type="radio"/> Yes <input type="radio"/> No <input type="radio"/> Yes <input checked="" type="radio"/> No <input type="radio"/> Yes <input type="radio"/> No <input type="radio"/> Yes <input type="radio"/> No <input type="radio"/> Yes <input type="radio"/> No <input type="radio"/>	Yes <input type="radio"/> No <input type="radio"/> Yes <input type="radio"/> No <input type="radio"/> Yes <input type="radio"/> No <input type="radio"/> Yes <input checked="" type="radio"/> No <input type="radio"/> Yes <input type="radio"/> No <input type="radio"/> Yes <input type="radio"/> No <input type="radio"/> Yes <input type="radio"/> No <input type="radio"/>	Yes <input type="radio"/> No <input type="radio"/> Yes <input type="radio"/> No <input type="radio"/> Yes <input type="radio"/> No <input type="radio"/> Yes <input checked="" type="radio"/> No <input type="radio"/> Yes <input type="radio"/> No <input type="radio"/> Yes <input type="radio"/> No <input type="radio"/> Yes <input type="radio"/> No <input type="radio"/>	Yes <input type="radio"/> No <input type="radio"/> Yes <input type="radio"/> No <input type="radio"/> Yes <input type="radio"/> No <input type="radio"/> Yes <input checked="" type="radio"/> No <input type="radio"/> Yes <input type="radio"/> No <input type="radio"/> Yes <input type="radio"/> No <input type="radio"/> Yes <input type="radio"/> No <input type="radio"/>
(Complete 62D and 62E for first "Yes" in 62C) 62D. INCOME SOURCE CODE I 2 3 4 5 6 7	I 2 3 4 5 6 7	I 2 3 4 5 6 7	I 2 3 4 5 6 7	I 2 3 4 5 6 7
62E. How much did ... receive from _____ (read source) during 1979? (Fill 62F and 62G for next income source marked or go to 62C for next person with "Yes" in 62B or Skip to next page)	\$ <input type="text"/> 0 0 0 0 0 I I I I I 2 2 2 2 2 3 3 3 3 3 4 4 4 4 4 <input checked="" type="checkbox"/> 5 5 5 5 5 6 6 6 6 6 7 7 7 7 7 8 8 8 8 8 9 9 9 9 9 0	\$ <input type="text"/> 0 0 0 0 0 I I I I I 2 2 2 2 2 3 3 3 3 3 4 4 4 4 4 <input checked="" type="checkbox"/> 5 5 5 5 5 6 6 6 6 6 7 7 7 7 7 8 8 8 8 8 9 9 9 9 9 0	\$ <input type="text"/> 0 0 0 0 0 I I I I I 2 2 2 2 2 3 3 3 3 3 4 4 4 4 4 <input checked="" type="checkbox"/> 5 5 5 5 5 6 6 6 6 6 7 7 7 7 7 8 8 8 8 8 9 9 9 9 9 0	\$ <input type="text"/> 0 0 0 0 0 I I I I I 2 2 2 2 2 3 3 3 3 3 4 4 4 4 4 <input checked="" type="checkbox"/> 5 5 5 5 5 6 6 6 6 6 7 7 7 7 7 8 8 8 8 8 9 9 9 9 9 0
62F. INCOME SOURCE CODE I 2 3 4 5 6 7	I 2 3 4 5 6 7	I 2 3 4 5 6 7	I 2 3 4 5 6 7	I 2 3 4 5 6 7
62G. How much did ... receive from _____ (read source) during 1979? (Go to 62C for next person with "Yes" in 62B or go to next page)	\$ <input type="text"/> 0 0 0 0 0 I I I I I 2 2 2 2 2 3 3 3 3 3 4 4 4 4 4 <input checked="" type="checkbox"/> 5 5 5 5 5 6 6 6 6 6 7 7 7 7 7 8 8 8 8 8 9 9 9 9 9 0	\$ <input type="text"/> 0 0 0 0 0 I I I I I 2 2 2 2 2 3 3 3 3 3 4 4 4 4 4 <input checked="" type="checkbox"/> 5 5 5 5 5 6 6 6 6 6 7 7 7 7 7 8 8 8 8 8 9 9 9 9 9 0	\$ <input type="text"/> 0 0 0 0 0 I I I I I 2 2 2 2 2 3 3 3 3 3 4 4 4 4 4 <input checked="" type="checkbox"/> 5 5 5 5 5 6 6 6 6 6 7 7 7 7 7 8 8 8 8 8 9 9 9 9 9 0	\$ <input type="text"/> 0 0 0 0 0 I I I I I 2 2 2 2 2 3 3 3 3 3 4 4 4 4 4 <input checked="" type="checkbox"/> 5 5 5 5 5 6 6 6 6 6 7 7 7 7 7 8 8 8 8 8 9 9 9 9 9 0
NOTES:				

NAME (Optional)				
LINE NUMBER (Item 18A)	Page 3	Page 4	Page 5	Page 6
63. AT ANYTIME DURING 1979 DID ANYONE IN THIS HOUSEHOLD 63A. Have money in a savings account or credit union? Yes <input type="radio"/> No <input type="radio"/> Have certificates of deposit, money market funds, bonds or treasury notes? Yes <input type="radio"/> <input checked="" type="radio"/> No <input type="radio"/> <i>(If "Yes" marked in any, ask 63B, otherwise skip to 64A)</i> Have any other savings or investments which pay interest? Yes <input type="radio"/> No <input type="radio"/>				
63B. Which members of this household? (Anyone else?) <i>(Include each in cases of joint accounts or ownership)</i> <i>(Ask 63C for each person with "Yes" in 63B)</i> 63C. How much did ... receive in interest from these sources during 1979, including even small amounts credited to accounts? (Separate amounts for joint ownership) <i>(Ask 63C for next person with "Yes" in 63B or ask 64)</i>	Yes <input type="radio"/> No <input type="radio"/> \$ <input type="text"/> 1 1 1 1 1 2 2 2 2 2 3 3 3 3 3 4 4 4 4 4 5 5 5 5 5 6 6 6 6 6 7 7 7 7 7 8 8 8 8 8 9 9 9 9 9 <input type="radio"/> Already included	Yes <input type="radio"/> No <input type="radio"/> \$ <input type="text"/> 1 1 1 1 1 2 2 2 2 2 3 3 3 3 3 4 4 4 4 4 5 5 5 5 5 6 6 6 6 6 7 7 7 7 7 8 8 8 8 8 9 9 9 9 9 <input type="radio"/> Already included	Yes <input type="radio"/> No <input type="radio"/> \$ <input type="text"/> 1 1 1 1 1 2 2 2 2 2 3 3 3 3 3 4 4 4 4 4 5 5 5 5 5 6 6 6 6 6 7 7 7 7 7 8 8 8 8 8 9 9 9 9 9 <input type="radio"/> Already included	Yes <input type="radio"/> No <input type="radio"/> \$ <input type="text"/> 1 1 1 1 1 2 2 2 2 2 3 3 3 3 3 4 4 4 4 4 5 5 5 5 5 6 6 6 6 6 7 7 7 7 7 8 8 8 8 8 9 9 9 9 9 <input type="radio"/> Already included
64. AT ANYTIME DURING 1979 DID ANYONE IN THIS HOUSEHOLD: 64A. own any shares of stock in corporations (public) or any mutual fund shares? Yes <input type="radio"/> No <input type="radio"/> <i>(Skip to 65A)</i>				
64B. Which members of this household? (Anyone else?) <i>(Include each in cases of joint ownership)</i> <i>(Ask 64C for each person with "Yes" in 64B)</i> 64C. How much did ... receive in dividends from stocks (mutual funds) during 1979? (separate amounts for joint ownership) <i>(Ask 64C for next person marked "Yes" in 64B or ask 65)</i>	Yes <input type="radio"/> No <input type="radio"/> \$ <input type="text"/> 1 1 1 1 1 2 2 2 2 2 3 3 3 3 3 4 4 4 4 4 5 5 5 5 5 6 6 6 6 6 7 7 7 7 7 8 8 8 8 8 9 9 9 9 9 <input type="radio"/> None <input checked="" type="radio"/> Already included	Yes <input type="radio"/> No <input type="radio"/> \$ <input type="text"/> 1 1 1 1 1 2 2 2 2 2 3 3 3 3 3 4 4 4 4 4 5 5 5 5 5 6 6 6 6 6 7 7 7 7 7 8 8 8 8 8 9 9 9 9 9 <input type="radio"/> None <input checked="" type="radio"/> Already included	Yes <input type="radio"/> No <input type="radio"/> \$ <input type="text"/> 1 1 1 1 1 2 2 2 2 2 3 3 3 3 3 4 4 4 4 4 5 5 5 5 5 6 6 6 6 6 7 7 7 7 7 8 8 8 8 8 9 9 9 9 9 <input type="radio"/> None <input checked="" type="radio"/> Already included	Yes <input type="radio"/> No <input type="radio"/> \$ <input type="text"/> 1 1 1 1 1 2 2 2 2 2 3 3 3 3 3 4 4 4 4 4 5 5 5 5 5 6 6 6 6 6 7 7 7 7 7 8 8 8 8 8 9 9 9 9 9 <input type="radio"/> None <input checked="" type="radio"/> Already included
65. DURING 1979 DID ANYONE IN THIS HOUSEHOLD: 65A. own any houses, apartments, business property or land which was rented to others? Yes <input type="radio"/> No <input type="radio"/> Receive income from royalties or from roomers or boarders? <i>(Exclude amounts paid by own children)</i> Yes <input type="radio"/> <input checked="" type="radio"/> No <input type="radio"/> Receive income from estates or trusts? <i>(Exclude estates or trusts already reported)</i> Yes <input type="radio"/> No <input type="radio"/> <i>(If "Yes" marked in any, ask 65B, otherwise skip to next page)</i>				
65B. Who received this rent (income)? (Anyone else?) <i>(Include each in case of joint ownership)</i> <i>(Ask 65C for each person with "Yes" in 65B)</i> 65C. How much did ... receive in income from rent (roomers or boarders, estates, trusts, or royalties) after expenses for 1979? (Separate amounts for joint ownership)	Yes <input type="radio"/> No <input type="radio"/> \$ <input type="text"/> 1 1 1 1 1 2 2 2 2 2 3 3 3 3 3 4 4 4 4 4 5 5 5 5 5 6 6 6 6 6 7 7 7 7 7 8 8 8 8 8 9 9 9 9 9 <input type="radio"/> Lost money <input checked="" type="radio"/> Already included	Yes <input type="radio"/> No <input type="radio"/> \$ <input type="text"/> 1 1 1 1 1 2 2 2 2 2 3 3 3 3 3 4 4 4 4 4 5 5 5 5 5 6 6 6 6 6 7 7 7 7 7 8 8 8 8 8 9 9 9 9 9 <input type="radio"/> Lost money <input checked="" type="radio"/> Already included	Yes <input type="radio"/> No <input type="radio"/> \$ <input type="text"/> 1 1 1 1 1 2 2 2 2 2 3 3 3 3 3 4 4 4 4 4 5 5 5 5 5 6 6 6 6 6 7 7 7 7 7 8 8 8 8 8 9 9 9 9 9 <input type="radio"/> Lost money <input checked="" type="radio"/> Already included	Yes <input type="radio"/> No <input type="radio"/> \$ <input type="text"/> 1 1 1 1 1 2 2 2 2 2 3 3 3 3 3 4 4 4 4 4 5 5 5 5 5 6 6 6 6 6 7 7 7 7 7 8 8 8 8 8 9 9 9 9 9 <input type="radio"/> Lost money <input checked="" type="radio"/> Already included

NAME (Optional)				
LINE NUMBER (Item 18A)	Page 3	Page 4	Page 5	Page 6
66A. At any time during 1979 did anyone in this household attend a college, university or other school beyond the high school level, including vocational schools? Yes <input checked="" type="radio"/> 7 No <input type="radio"/> (Go to next page)				
66B. Did anyone receive any educational assistance from scholarships, fellowships, grants, employers, or the G.I. Bill during 1979? (Exclude loans or assistance from household members) Yes <input checked="" type="radio"/> 7 No <input type="radio"/> (Go to next page)				
66C. Which member received assistance? (Anyone else?)	Yes <input type="radio"/> No <input type="radio"/>	Yes <input type="radio"/> No <input type="radio"/>	Yes <input type="radio"/> No <input type="radio"/>	Yes <input type="radio"/> No <input type="radio"/>
(Complete 66D to 66H for each person with "Yes" in 66C) 66D. What type of assistance did... receive? (Any other assistance?)				
a. G.I. Bill or other assistance from the Veterans Administration (VA).....	Yes <input type="radio"/> No <input type="radio"/>	Yes <input type="radio"/> No <input type="radio"/>	Yes <input type="radio"/> No <input type="radio"/>	Yes <input type="radio"/> No <input type="radio"/>
b. Basic Education Opportunity Grant.....	Yes <input type="radio"/> No <input type="radio"/>	Yes <input type="radio"/> No <input type="radio"/>	Yes <input type="radio"/> No <input type="radio"/>	Yes <input type="radio"/> No <input type="radio"/>
c. Some other government assistance.....	Yes <input checked="" type="radio"/> 7 No <input type="radio"/>	Yes <input checked="" type="radio"/> 4 No <input type="radio"/>	Yes <input checked="" type="radio"/> 2 No <input type="radio"/>	Yes <input checked="" type="radio"/> 2 No <input type="radio"/>
d. Scholarships, grants, etc., from universities or colleges.....	Yes <input type="radio"/> No <input type="radio"/>	Yes <input type="radio"/> No <input type="radio"/>	Yes <input type="radio"/> No <input type="radio"/>	Yes <input type="radio"/> No <input type="radio"/>
e. Other assistance (employers, friends, etc.)..... (Exclude assistance from household members)	Yes <input type="radio"/> No <input type="radio"/>	Yes <input type="radio"/> No <input type="radio"/>	Yes <input type="radio"/> No <input type="radio"/>	Yes <input type="radio"/> No <input type="radio"/>
66E. INTERVIEWER CHECK ITEM G.I. Bill marked "YES" in 66D?	Yes <input type="radio"/> (ASK 66F) No <input type="radio"/> (Skip to 66H)	Yes <input type="radio"/> (ASK 66F) No <input type="radio"/> (Skip to 66H)	Yes <input type="radio"/> (ASK 66F) No <input type="radio"/> (Skip to 66H)	Yes <input type="radio"/> (ASK 66F) No <input type="radio"/> (Skip to 66H)
66F. How much did... receive in G.I. Bill benefits during 1979?	\$ <input type="text"/> 0 0 0 0 0 1 1 1 1 1 2 2 2 2 2 3 3 3 3 3 4 4 4 4 4 5 5 5 5 5 6 6 6 6 6 7 7 7 7 7 8 8 8 8 8 9 9 9 9 9 0	\$ <input type="text"/> 0 0 0 0 0 1 1 1 1 1 2 2 2 2 2 3 3 3 3 3 4 4 4 4 4 5 5 5 5 5 6 6 6 6 6 7 7 7 7 7 8 8 8 8 8 9 9 9 9 9 0	\$ <input type="text"/> 0 0 0 0 0 1 1 1 1 1 2 2 2 2 2 3 3 3 3 3 4 4 4 4 4 5 5 5 5 5 6 6 6 6 6 7 7 7 7 7 8 8 8 8 8 9 9 9 9 9 0	\$ <input type="text"/> 0 0 0 0 0 1 1 1 1 1 2 2 2 2 2 3 3 3 3 3 4 4 4 4 4 5 5 5 5 5 6 6 6 6 6 7 7 7 7 7 8 8 8 8 8 9 9 9 9 9 0
66G. INTERVIEWER CHECK ITEM Sources other than G.I. Bill marked "Yes" in 66D?	Yes <input type="radio"/> (ASK 66H) No <input type="radio"/> (Skip to next person marked "Yes" in 66C or Go to next page)	Yes <input type="radio"/> (ASK 66H) No <input type="radio"/> (Skip to next person marked "Yes" in 66C or Go to next page)	Yes <input type="radio"/> (ASK 66H) No <input type="radio"/> (Skip to next person marked "Yes" in 66C or Go to next page)	Yes <input type="radio"/> (ASK 66H) No <input type="radio"/> (Skip to next person marked "Yes" in 66C or Go to next page)
66H. How much did... receive in (other) educational assistance during 1979? (Go to 66D for next person marked "Yes" in 66C or Go to next page)	\$ <input type="text"/> 0 0 0 0 0 1 1 1 1 1 2 2 2 2 2 3 3 3 3 3 4 4 4 4 4 5 5 5 5 5 6 6 6 6 6 7 7 7 7 7 8 8 8 8 8 9 9 9 9 9 0	\$ <input type="text"/> 0 0 0 0 0 1 1 1 1 1 2 2 2 2 2 3 3 3 3 3 4 4 4 4 4 5 5 5 5 5 6 6 6 6 6 7 7 7 7 7 8 8 8 8 8 9 9 9 9 9 0	\$ <input type="text"/> 0 0 0 0 0 1 1 1 1 1 2 2 2 2 2 3 3 3 3 3 4 4 4 4 4 5 5 5 5 5 6 6 6 6 6 7 7 7 7 7 8 8 8 8 8 9 9 9 9 9 0	\$ <input type="text"/> 0 0 0 0 0 1 1 1 1 1 2 2 2 2 2 3 3 3 3 3 4 4 4 4 4 5 5 5 5 5 6 6 6 6 6 7 7 7 7 7 8 8 8 8 8 9 9 9 9 9 0
NOTES:				

NAME (Optional)	Page 3	Page 4	Page 5	Page 6
LINE NUMBER (Item 18A)				
70. DURING 1979 DID ANYONE IN THIS HOUSEHOLD RECEIVE: 70A. Any child support payments? Yes <input type="radio"/> No <input checked="" type="radio"/> (Skip to 71A)				
70B. Who received these payments? (Anyone else?) <i>(Complete 70C for each person with a "Yes" in 70B)</i> 70C. How much did ... receive in child support payments during 1979? <i>(Ask 70C for next person with "Yes" in 70B or ask 71)</i>	Yes <input type="radio"/> No <input type="radio"/> \$ <input type="text"/> 0 0 0 0 0 1 1 1 1 1 2 2 2 2 2 3 3 3 3 3 4 4 4 4 4 5 5 5 5 5 6 6 6 6 6 7 7 7 7 7 8 8 8 8 8 9 9 9 9 9	Yes <input type="radio"/> No <input type="radio"/> \$ <input type="text"/> 0 0 0 0 0 1 1 1 1 1 2 2 2 2 2 3 3 3 3 3 4 4 4 4 4 5 5 5 5 5 6 6 6 6 6 7 7 7 7 7 8 8 8 8 8 9 9 9 9 9	Yes <input type="radio"/> No <input type="radio"/> \$ <input type="text"/> 0 0 0 0 0 1 1 1 1 1 2 2 2 2 2 3 3 3 3 3 4 4 4 4 4 5 5 5 5 5 6 6 6 6 6 7 7 7 7 7 8 8 8 8 8 9 9 9 9 9	Yes <input type="radio"/> No <input type="radio"/> \$ <input type="text"/> 0 0 0 0 0 1 1 1 1 1 2 2 2 2 2 3 3 3 3 3 4 4 4 4 4 5 5 5 5 5 6 6 6 6 6 7 7 7 7 7 8 8 8 8 8 9 9 9 9 9
71. DURING 1979 DID ANYONE IN THIS HOUSEHOLD RECEIVE: 71A. Any alimony payments? Yes <input type="radio"/> No <input checked="" type="radio"/> (Skip to 72A)				
71B. Who received these payments? (Anyone else?) <i>(Complete 71C for each person with a "Yes" in 71B)</i> 71C. How much did ... receive in alimony payments during 1979? <i>(Ask 71C for next person with "Yes" in 71B or ask 72)</i>	Yes <input type="radio"/> No <input type="radio"/> \$ <input type="text"/> 0 0 0 0 0 1 1 1 1 1 2 2 2 2 2 3 3 3 3 3 4 4 4 4 4 5 5 5 5 5 6 6 6 6 6 7 7 7 7 7 8 8 8 8 8 9 9 9 9 9	Yes <input type="radio"/> No <input type="radio"/> \$ <input type="text"/> 0 0 0 0 0 1 1 1 1 1 2 2 2 2 2 3 3 3 3 3 4 4 4 4 4 5 5 5 5 5 6 6 6 6 6 7 7 7 7 7 8 8 8 8 8 9 9 9 9 9	Yes <input type="radio"/> No <input type="radio"/> \$ <input type="text"/> 0 0 0 0 0 1 1 1 1 1 2 2 2 2 2 3 3 3 3 3 4 4 4 4 4 5 5 5 5 5 6 6 6 6 6 7 7 7 7 7 8 8 8 8 8 9 9 9 9 9	Yes <input type="radio"/> No <input type="radio"/> \$ <input type="text"/> 0 0 0 0 0 1 1 1 1 1 2 2 2 2 2 3 3 3 3 3 4 4 4 4 4 5 5 5 5 5 6 6 6 6 6 7 7 7 7 7 8 8 8 8 8 9 9 9 9 9
72. DURING 1979 DID ANYONE IN THIS HOUSEHOLD RECEIVE: 72A. Any (other) regular financial assistance from friends or relatives not living in this household? (Do not include loans) Yes <input type="radio"/> No <input checked="" type="radio"/> (Skip to 73)				
72B. Who received this assistance? (Anyone else?) <i>(Ask 72C for each person with a "Yes" in 72B)</i> 72C. How much assistance did ... receive during 1979?	Yes <input type="radio"/> No <input type="radio"/> \$ <input type="text"/> 0 0 0 0 0 1 1 1 1 1 2 2 2 2 2 3 3 3 3 3 4 4 4 4 4 5 5 5 5 5 6 6 6 6 6 7 7 7 7 7 8 8 8 8 8 9 9 9 9 9	Yes <input type="radio"/> No <input type="radio"/> \$ <input type="text"/> 0 0 0 0 0 1 1 1 1 1 2 2 2 2 2 3 3 3 3 3 4 4 4 4 4 5 5 5 5 5 6 6 6 6 6 7 7 7 7 7 8 8 8 8 8 9 9 9 9 9	Yes <input type="radio"/> No <input type="radio"/> \$ <input type="text"/> 0 0 0 0 0 1 1 1 1 1 2 2 2 2 2 3 3 3 3 3 4 4 4 4 4 5 5 5 5 5 6 6 6 6 6 7 7 7 7 7 8 8 8 8 8 9 9 9 9 9	Yes <input type="radio"/> No <input type="radio"/> \$ <input type="text"/> 0 0 0 0 0 1 1 1 1 1 2 2 2 2 2 3 3 3 3 3 4 4 4 4 4 5 5 5 5 5 6 6 6 6 6 7 7 7 7 7 8 8 8 8 8 9 9 9 9 9
73. Sometimes people forget about small amounts of income, or income received for only part of the year. Did anyone in this household receive income from: 73A. hobbies, home businesses, or business interests not already covered? Yes <input type="radio"/> No <input checked="" type="radio"/> <i>(If "Yes" marked in any, ask 73B, otherwise go to next page)</i> Small amounts of unemployment compensation, welfare, or any other money income? Yes <input type="radio"/> No <input checked="" type="radio"/>				
73B. Who received this income? (Anyone else?) <i>(Complete 73C & 73D for each person with a "Yes" in 73B)</i> 73C. What was the source of this income? (Specify) _____ 73D. How much did ... receive (Altogether) in 1979? <i>(Go to 73C for next person with "Yes" in 73B or go to next page)</i>	Yes <input type="radio"/> No <input type="radio"/> \$ <input type="text"/> 0 0 0 0 0 1 1 1 1 1 2 2 2 2 2 3 3 3 3 3 4 4 4 4 4 5 5 5 5 5 6 6 6 6 6 7 7 7 7 7 8 8 8 8 8 9 9 9 9 9	Yes <input type="radio"/> No <input type="radio"/> \$ <input type="text"/> 0 0 0 0 0 1 1 1 1 1 2 2 2 2 2 3 3 3 3 3 4 4 4 4 4 5 5 5 5 5 6 6 6 6 6 7 7 7 7 7 8 8 8 8 8 9 9 9 9 9	Yes <input type="radio"/> No <input type="radio"/> \$ <input type="text"/> 0 0 0 0 0 1 1 1 1 1 2 2 2 2 2 3 3 3 3 3 4 4 4 4 4 5 5 5 5 5 6 6 6 6 6 7 7 7 7 7 8 8 8 8 8 9 9 9 9 9	Yes <input type="radio"/> No <input type="radio"/> \$ <input type="text"/> 0 0 0 0 0 1 1 1 1 1 2 2 2 2 2 3 3 3 3 3 4 4 4 4 4 5 5 5 5 5 6 6 6 6 6 7 7 7 7 7 8 8 8 8 8 9 9 9 9 9
	OFFICE USE ONLY ① I ② I 2 3 4 5 6 7 8 9	OFFICE USE ONLY ① I ② I 2 3 4 5 6 7 8 9	OFFICE USE ONLY ① I ② I 2 3 4 5 6 7 8 9	OFFICE USE ONLY ① I ② I 2 3 4 5 6 7 8 9



NAME (Optional)				
LINE NUMBER (Item 18A)	Page 3	Page 4	Page 5	Page 6
74. INTERVIEWER CHECK ITEM Item 29A or 29B is "Yes"? (worked last year)	Yes <input type="radio"/> (Go to 74A) No <input type="radio"/> (Skip to 75) <input checked="" type="checkbox"/>	Yes <input type="radio"/> (Go to 74A) No <input type="radio"/> (Skip to 75)	Yes <input type="radio"/> (Go to 74A) No <input type="radio"/> (Skip to 75) <input checked="" type="checkbox"/>	Yes <input type="radio"/> (Go to 74A) No <input type="radio"/> (Skip to 75)
Complete 74A-74B for each person with "Yes" in 74. 74A. Other than Social Security did the (any) employer or union that ... worked for in 1979 have a pension or other type of retirement plan for any of its employees?	Yes <input type="radio"/> (Ask 74B) No <input type="radio"/> (Skip to 74C) Don't know <input type="radio"/>	Yes <input type="radio"/> (Ask 74B) No <input type="radio"/> (Skip to 74C) Don't know <input type="radio"/>	Yes <input type="radio"/> (Ask 74B) No <input type="radio"/> (Skip to 74C) Don't know <input type="radio"/>	Yes <input type="radio"/> (Ask 74B) No <input type="radio"/> (Skip to 74C) Don't know <input type="radio"/>
74B. Was ... included in that plan?	Yes <input type="radio"/> No <input type="radio"/>	Yes <input type="radio"/> No <input type="radio"/>	Yes <input type="radio"/> No <input type="radio"/>	Yes <input type="radio"/> No <input type="radio"/>
74C. Was ... included in a group health insurance plan on the (any) job he/she held during 1979?	Yes <input type="radio"/> (Ask 74D) No <input type="radio"/> (Go to 74A for next person with "Yes" in 74 or skip to 75) DK <input type="radio"/>	Yes <input type="radio"/> (Ask 74D) No <input type="radio"/> (Go to 74A for next person with "Yes" in 74 or skip to 75) DK <input type="radio"/>	Yes <input type="radio"/> (Ask 74D) No <input type="radio"/> (Go to 74A for next person with "Yes" in 74 or skip to 75) DK <input type="radio"/>	Yes <input type="radio"/> (Ask 74D) No <input type="radio"/> (Go to 74A for next person with "Yes" in 74 or skip to 75) DK <input type="radio"/>
74D. Did ...'s employer or union help to pay for any of this plan?	Yes <input type="radio"/> No <input type="radio"/> <input checked="" type="checkbox"/> Don't know <input type="radio"/>	Yes <input type="radio"/> No <input type="radio"/> Don't know <input type="radio"/>	Yes <input type="radio"/> No <input type="radio"/> <input checked="" type="checkbox"/> Don't know <input type="radio"/>	Yes <input type="radio"/> No <input type="radio"/> Don't know <input type="radio"/>
74E. Other than ..., who was covered by this plan? <i>(Go to 74A for next person with "Yes" in 74 or go to 75)</i>	Spouse only <input type="radio"/> Child(ren) only <input type="radio"/> Spouse and child(ren) <input type="radio"/> Self only <input type="radio"/> Other <input type="radio"/>	Spouse only <input type="radio"/> Child(ren) only <input type="radio"/> Spouse and child(ren) <input type="radio"/> Self only <input type="radio"/> Other <input type="radio"/>	Spouse only <input type="radio"/> Child(ren) only <input type="radio"/> Spouse and child(ren) <input type="radio"/> Self only <input type="radio"/> Other <input type="radio"/>	Spouse only <input type="radio"/> Child(ren) only <input type="radio"/> Spouse and child(ren) <input type="radio"/> Self only <input type="radio"/> Other <input type="radio"/>
75. There are several government programs which provide medical care or help pay medical bills. During 1979 was anyone in this household covered by: 75A. Medicare (for the disabled and elderly)? Yes <input type="radio"/> <u>7</u> No <input type="radio"/> (Skip to 75C)				
75B. Who was that? (Anyone else?) Children only <input type="radio"/>	Yes <input type="radio"/> No <input type="radio"/>	Yes <input type="radio"/> No <input type="radio"/>	Yes <input type="radio"/> No <input type="radio"/>	Yes <input type="radio"/> No <input type="radio"/>
75C. Medicaid (for the needy)? Yes <input type="radio"/> <u>7</u> No <input type="radio"/> (Skip to 75E)				
75D. Who was that? (Anyone else?) Children only <input type="radio"/>	Yes <input type="radio"/> No <input type="radio"/>	Yes <input type="radio"/> No <input type="radio"/>	Yes <input type="radio"/> No <input type="radio"/>	Yes <input type="radio"/> No <input type="radio"/>
75E. CHAMPUS or military health care? Yes <input type="radio"/> <u>7</u> <input checked="" type="checkbox"/> No <input type="radio"/> (Skip to 76A)		<input checked="" type="checkbox"/>		<input checked="" type="checkbox"/>
75F. Who was that? (Anyone else?)	Yes <input type="radio"/> No <input type="radio"/>	Yes <input type="radio"/> No <input type="radio"/>	Yes <input type="radio"/> No <input type="radio"/>	Yes <input type="radio"/> No <input type="radio"/>
76A. Did anyone in this household have any (other) health insurance plan at any time during 1979? Do not include accident or disability insurance. Yes <input type="radio"/> <u>7</u> No <input type="radio"/> (Go to Item 77 on page 1) <input checked="" type="checkbox"/>	<input checked="" type="checkbox"/>	<input checked="" type="checkbox"/>	<input checked="" type="checkbox"/>	
76B. Who was that? (Anyone else?) Children only <input type="radio"/>	Yes <input type="radio"/> No <input type="radio"/>	Yes <input type="radio"/> No <input type="radio"/>	Yes <input type="radio"/> No <input type="radio"/>	Yes <input type="radio"/> No <input type="radio"/>
76C. Other than ..., who was covered by this plan? <input checked="" type="checkbox"/> <i>(Go to Item 77 on page 1)</i>	Spouse only <input type="radio"/> Child(ren) only <input type="radio"/> Spouse and child(ren) <input type="radio"/> Self only <input type="radio"/> Other <input type="radio"/>	Spouse only <input type="radio"/> Child(ren) only <input type="radio"/> Spouse and child(ren) <input type="radio"/> Self only <input type="radio"/> Other <input type="radio"/>	Spouse only <input type="radio"/> Child(ren) only <input type="radio"/> Spouse and child(ren) <input type="radio"/> Self only <input type="radio"/> Other <input type="radio"/>	Spouse only <input type="radio"/> Child(ren) only <input type="radio"/> Spouse and child(ren) <input type="radio"/> Self only <input type="radio"/> Other <input type="radio"/>
NOTES:				

APPENDIX A1

INDUSTRY CLASSIFICATION
(3-digit)
(Numbers in parentheses are the SIC
code equivalents)

Census
Code

AGRICULTURE, FORESTRY, AND FISHERIES

- 017 Agricultural production (01)
- 018 Agricultural services, exc. horticultural (07
except 0713 and 073)
- 019 Horticultural services (073)
- 027 Forestry (08)
- 028 Fisheries (09)

MINING

- 047 Metal mining (10)
- 048 Coal mining (11, 12)
- 049 Crude petroleum and natural gas extractions (13)
- 057 Nonmetallic mining and quarrying, exc. fuel (14)

CONSTRUCTION

- 067 General building contractors (15)
- 068 General contractors, exc. building (16)
- 069 Special trade contractors (17)
- 077 Not specified construction

MANUFACTURING

Durable goods

- Lumber and wood products, exc. furniture
 - 107 Logging (241)
 - 108 Sawmills, planing mills, and mill work (242, 243)
 - 109 Miscellaneous wood products (244, 249)
- 118 Furniture and fixtures (25)
- Stone, clay, and glass products
 - 119 Glass and glass products (321-323)
 - 127 Cement, concrete, gypsum, and plaster products (324, 327)
 - 128 Structural clay products (325)
 - 137 Pottery and related products (326)
 - 138 Miscellaneous nonmetallic mineral and stone
products (328, 329)

- Metal industries
 - 139 Blast furnaces, steel works, rolling and finishing mills (3312, 3313)
 - 147 Other primary iron and steel industries (3315-3317, 332, 3391, part 3399)
 - 148 Primary aluminum industries (3334, part 334, 3352, 3361, part 3392, part 3399)
 - 149 Other primary nonferrous industries (3331-333, 3339, part 334, 3351, 3356, 3357, 3362, 3369, part 3392, part 3399)
 - 157 Cutlery, hand tools, and other hardware (342)
 - 158 Fabricated structural metal products (344)
 - 159 Screw machine products (345)
 - 167 Metal stamping (346)
 - 168 Miscellaneous fabricated metal products (341, 343, 347, 348, 349)
 - 169 Not specified metal industries
- Machinery, except electrical
 - 177 Engines and turbines (351)
 - 178 Farm machinery and equipment (352)
 - 179 Construction and material handling machines (353)
 - 187 Metalworking machinery (354)
 - 188 Office and accounting machines (357 exc. 3573)
 - 189 Electronic computing equipment (3573)
 - 197 Machinery, exc. electrical, n.e.c. (355, 356, 358, 359)
 - 198 Not specified machinery
- Electrical machinery, equipment, and supplies
 - 199 Household appliances (363)
 - 207 Radio, T.V., and communication equipment (365, 366)
 - 208 Electrical machine, equipment, and supplies, n.e.c. (361, 362, 364, 367, 369)
 - 209 Not specified electrical machinery, equipment, and supplies
- Transportation equipment
 - 219 Motor vehicles and motor vehicle equipment (371)
 - 227 Aircraft and parts (372)
 - 228 Ship and boat building and repairing (373)
 - 229 Railroad locomotives and equipment (374)
 - 237 Mobile dwellings and campers (3791)
 - 238 Cycles and miscellaneous transportation equipment (375, 3799)
- Professional and photographic equipment, and watches
 - 239 Scientific and controlling instruments (381, 382)
 - 247 Optical and health services supplies (383, 384, 385)
 - 248 Photographic equipment and supplies (386)
 - 249 Watches, clocks, and clock-work-operated devices (387)
 - 257 Not specified professional equipment
- 258 Ordnance (19)
- 259 Miscellaneous manufacturing industries (39)

Nondurable goods

Food and kindred products

268 Meat products (201)
 269 Dairy products (202)
 278 Canning and preserving fruits, vegetables,
 and sea foods (203)
 279 Grain-mill products (204, 0713)
 287 Bakery products (205)
 288 Confectionery and related products (207)
 289 Beverage industries (208)
 297 Miscellaneous food preparation and kindred
 products (206, 209)
 298 Not specified food industries
 299 Tobacco manufactures (21)
 Textile mill products
 307 Knitting mills (225)
 308 Dyeing and finishing textiles, exc. wool and
 knit goods (226)
 309 Floor coverings, exc. hard surface (227)
 317 Yarn, thread, and fabric mills (221-224, 228)
 318 Miscellaneous textile mill products (229)
 Apparel and other fabricated textile products
 319 Apparel and accessories (231-238)
 327 Miscellaneous fabricated textile products (239)
 Paper and allied products
 328 Pulp, paper, and paperboard mills (261-263, 266)
 329 Miscellaneous paper and pulp products (264)
 337 Paperboard containers and boxes (265)
 Printing, publishing, and allied industries
 338 Newspaper publishing and printing (271)
 339 Printing, publishing, and allied industries,
 except newspapers (272-279)
 Chemicals and allied products
 347 Industrial chemicals (281)
 348 Plastics, synthetics and resins, exc. fibers
 (282, exc. 2823 and 2824)
 349 Synthetic fibers (2823, 2824)
 357 Drugs and medicines (283)
 358 Soaps and cosmetics (284)
 359 Paints, varnishes, and related products (285)
 367 Agricultural chemicals (287)
 368 Miscellaneous chemicals (286, 289)
 369 Not specified chemicals and allied products
 Petroleum and coal products
 377 Petroleum refining (291)
 378 Miscellaneous petroleum and coal products (295, 299)
 Rubber and miscellaneous plastic products
 379 Rubber products (301-303, 306)
 387 Miscellaneous plastic products (307)
 Leather and leather products
 388 Tanned, curried, and finished leather (311)
 389 Footwear, except rubber (313, 314)
 397 Leather products, exc. footwear (312, 315-317, 319)
 398 Not specified manufacturing industries

TRANSPORTATION, COMMUNICATIONS, AND
OTHER PUBLIC UTILITIES

Transportation

- 407 Railroads and railway express service (40)
- 408 Street railways and bus lines (411, 413-415, 417)
- 409 Taxicab service (412)
- 417 Trucking service (421, 423)
- 418 Warehousing and storage (422)
- 419 Water transportation (44)
- 427 Air transportation (45)
- 428 Pipe lines, except natural gas (46)
- 429 Services incidental to transportation (47)

Communications

- 447 Radio broadcasting and television (483)
- 448 Telephone (wire and radio) (481)
- 449 Telegraph and miscellaneous communication services (482, 489)

Utilities and sanitary services

- 467 Electric light and power (491)
- 468 Electric-gas utilities (493)
- 469 Gas and steam supply systems (492, 496)
- 477 Water supply (494)
- 478 Sanitary services (495)
- 479 Other and not specified utilities (497)

WHOLESALE AND RETAIL TRADE

Wholesale trade

- 507 Motor vehicles and equipment (501)
- 508 Drugs, chemicals, and allied products (502)
- 509 Dry goods and apparel (503)
- 527 Food and related products (504)
- 528 Farm products --raw materials (505)
- 529 Electrical goods (506)
- 537 Hardware, plumbing, and heating supplies (507)
- 538 Not specified electrical and hardware products
- 539 Machinery equipment and supplies (508)
- 557 Metals and minerals, n.e.c. (5091)
- 558 Petroleum products (5092)
- 559 Scrap and waste materials (5093)
- 567 Alcoholic beverages (5095)

- 568 Paper and its products (5096)
- 569 Lumber and construction materials (5098)
- 587 Wholesalers, n.e.c. (5094, 5097, 5099)
- 588 Not specified wholesale trade

Retail trade

- 607 Lumber and building material retailing (521-524)
- 608 Hardware and farm equipment stores (525)
- 609 Department and mail order establishments (531, 532)
- 617 Limited price variety stores (533)
- 618 Vending machine operators (534)
- 619 Direct selling establishments (535)
- 627 Miscellaneous general merchandise stores (539)
- 628 Grocery stores (541)
- 629 Dairy products stores (545)
- 637 Retail bakeries (546)
- 638 Food stores, n.e.c. (542-544, 549)
- 639 Motor vehicle dealers (551, 552)
- 647 Tire, battery, and accessory dealers (553)
- 648 Gasoline service stations (554)
- 649 Miscellaneous vehicle dealers (559)
- 657 Apparel and accessories stores, exc shoe stores
(56 exc. 566)
- 658 Shoe stores (566)
- 667 Furniture and home furnishings stores (571)
- 668 Household appliances, TV, and radio stores
(572, 573)
- 669 Eating and drinking places (58)
- 677 Drug stores (591)
- 678 Liquor stores (592)
- 679 Farm and garden supply stores (596)
- 687 Jewelry stores (597)
- 688 Fuel and ice dealers (598)
- 689 Retail florists (5992)
- 697 Miscellaneous retail stores (593-595, 599
exc. 5992)
- 698 Not specified retail trade

FINANCE, INSURANCE, AND REAL ESTATE

- 707 Banking (60)
- 708 Credit agencies (61)
- 709 Security, commodity brokerage, and investment
companies (62, 67)
- 717 Insurance (63, 64)
- 718 Real estate, incl. real estate-insurance-law
offices (65, 66)

BUSINESS AND REPAIR SERVICES

- 727 Advertising (731)
- 728 Services to dwellings and other building (734)
- 729 Commercial research, development, and testing
labs (7391, 7397)
- 737 Employment and temporary help agencies (736, 7398)
- 738 Business management and consulting services
(part 7392)
- 739 Computer programing services (part 7393)
- 747 Detective and protective services (7393)
- 748 Business services, n.e.c. (732, 733, 735, 7394
7395, 7396, 7399)
- 749 Automobile services, exc. repair (751, 752, 754)
- 757 Automobile repair and related services (753)
- 758 Electrical repair shops (762, 7694)
- 759 Miscellaneous repair services (763, 764, 769,
exc. 7694)

PERSONAL SERVICES

- 769 Private households (88)
- 777 Hotels and motels (701)
- 778 Lodging places, exc. hotels and motels (702,703,704)
- 779 Laundering, cleaning, and other garment services
(721, 727)
- 787 Beauty shops (723)
- 788 Barber shops (724)
- 789 Shoe repair shops (725)
- 797 Dressmaking shops (part 729)
- 798 Miscellaneous personal services (722, 726,
part 729)

ENTERTAINMENT AND RECREATION SERVICES

- 807 Theaters and motion pictures (78, 792)
- 808 Bowling alleys, billiard and pool parlors (793)
- 809 Miscellaneous entertainment and recreation
services (791, 794)

PROFESSIONAL AND RELATED SERVICES

- 828 Offices of physicians (801, 803)
- 829 Offices of dentists (802)
- 837 Offices of chiropractors (804)
- 838 Hospitals (806)
- 839 Convalescent institutions (8092)
- 847 Offices of health practitioners, n.e.c.
(part 8099)
- 848 Health services, n.e.c. (807, part 8099)
- 849 Legal services (81)
- 857 Elementary and secondary schools (821)
- 858 Colleges and universities (822)

- 859 Libraries (823)
- 867 Educational services, n.e.c. (824, 829)
- 868 Not specified educational services
- 869 Museums, art galleries, and zoos (84)
- 877 Religious organizations (866)
- 878 Welfare services (part 867)
- 879 Residential welfare facilities (part 867)
- 887 Nonprofit membership organizations (861-865,
869)
- 888 Engineering and architectural services (891)
- 889 Accounting, auditing, and bookkeeping services (893)
- 897 Miscellaneous professional and related services
(892, 899)

PUBLIC ADMINISTRATION

- 907 Postal service (part 9190)
- 917 Federal public administration (part 9190, 9490)
- 927 State public administration (9290)
- 937 Local public administration (9390)

APPENDIX A2

Detailed Industry Recodes

(01-51)

<u>Detailed Industry</u>	<u>Recodes</u>	<u>IND</u>
Goods-producing industries		(017-019,047-398)
Agricultural production	01	017
Agricultural services	02	018-019
Mining	03	047-057
Construction	04	067-077
Manufacturing		(107-398)
Durable goods		(107-259)
Ordinance	05	258
Lumber	06	107-109
Furniture	07	118
Stone, clay, glass	08	119-138
Primary metals	09	139-149
Fabricated metals (incl. not spec. metal)	10	157-169
Machinery, exc. elect.	11	177-198
Electrical equipment	12	199-209
Transportation equipment		(219-238)
Automobiles	13	219
Aircraft	14	227
Other transportation equipment	15	228-238
Instruments	16	239-257
Miscellaneous	17	259
Nondurable goods		(268-398)
Food	18	268-298
Tobacco	19	299
Textiles	20	307-318
Apparel	21	319-327
Paper	22	328-337
Printing	23	338-339
Chemicals	24	347-369
Petroleum	25	377-378
Rubber and plastics	26	377-378
Leather and not specified manufacturing	27	388-398
Service Producing Industries		(027,028,407-937)
Transportation and public utilities		(407-479)
Railroads and railway express	28	407
Other Transportation	29	408-429
Communications	30	447-449
Other public utilities	31	467-479

Trade		(507-698)
Wholesale	32	507-588
Retail		(607-698)
Eating and drinking places	33	669
Other retail	34	607-668, 677-698
Finance, insurance, and real estate		(707-718)
Banking and other finance	35	707-709
Insurance and real estate	36	717-718
Private Household service	37	769
Miscellaneous services		
Business and repair		(727-759)
Business	38	727-748
Repair	39	749-759
Personal services, except private household	40	777-798
Entertainment and recreation	41	807-809
Professional services		
Medical, except hospitals	42	828-837, 839-848
Hospitals	43	838
Welfare and religious	44	877-879
Educational	45	857-868
Other professional	46	849, 869, 887-897
Forestry and fisheries	47	027, 028
Public administration		(907-937)
Postal	48	907
Other federal	49	917
State	50	927
Local	51	937

APPENDIX A3

Major Industry Recode (01-20)

<u>1970 Major Industry (1)</u>	<u>Recodes</u>	<u>IND</u>
(Excludes Agriculture and Private Household)	00	
Mining	01	047-057
Construction	02	067-077
Manufacturing		(107-398)
Durable goods	03	107-259
Nondurable goods	04	268-398
Transportation and public utilities		(407-479)
Railroads and railway express	05	407
Other transportation	06	408-429
Other utilities	07	447-479
Wholesale and retail trade		(507-698)
Wholesale trade	08	507-588
Retail trade	09	607-698
Finance, insurance, and real estate	10	707-718
Miscellaneous service		
Business and repair	11	727-759
Personal, except private household	12	777-798
Entertainment and recreation	13	807-809
Medical, except hospitals	14	828-837,839-848
Hospitals	15	838
Welfare and religious	16	877-879
Education	17	857-868
Other professional services	18	849,869,887-897
Forestry and fisheries	19	027,028
Public administration	20	907-937

APPENDIX B1

Occupation Classification

<u>Census Code</u>	PROFESSIONAL, TECHNICAL, AND KINDRED WORKERS
001	Accountants
002	Architects
	Computer specialists
003	Computer programmers
004	Computer systems analysts
005	Computer specialists, n.e.c.
	Engineers
006	Aeronautical and astronautical engineers
010	Chemical engineers
011	Civil engineers
012	Electrical and electronic engineers
013	Industrial engineers
014	Mechanical engineers
015	Metallurgical and materials engineers
020	Mining engineers
021	Petroleum engineers
022	Sales engineers
023	Engineers, n.e.c.
024	Farm management advisors
025	Foresters and conservationists
026	Home management advisors
	Lawyers and judges
030	Judges
031	Lawyers
	Librarians, archivists, and curators
032	Librarians
033	Archivists and curators
	Mathematical specialists
034	Actuaries
035	Mathematicians
036	Statisticians
	Life and physical scientists
042	Agricultural scientists
043	Atmospheric and space scientists
044	Biological scientists
045	Chemists
051	Geologists
052	Marine scientists
053	Physicists and astronomers
054	Life and physical scientists, n.e.c.
055	Operations and systems researchers and analysts
056	Personnel and labor relations workers
	Physicians, dentists, and related practitioners
061	Chiropractors
062	Dentists
063	Optometrists

064	Pharmacists
065	Physicians, medical and osteopathic
071	Podiatrists
072	Veterinarians
073	Health practitioners, n.e.c.
	Nurses, dietitians, and therapists
074	Dietitians
075	Registered nurses
076	Therapists
	Health technologists and technicians
080	Clinical laboratory technologists and technicians
081	Dental hygienists
082	Health record technologists and technicians
083	Radiologic technologists and technicians
084	Therapy assistants
085	Health technologists and technicians, n.e.c.
	Religious workers
086	Clergymen
090	Religious workers, n.e.c.
	Social scientists
091	Economists
092	Political scientists
093	Psychologists
094	Sociologists
095	Urban and regional planners
096	Social scientists, n.e.c.
	Social and recreation workers
100	Social workers
101	Recreation workers
	Teachers, college and university
102	Agriculture teachers
103	Atmospheric, earth, marine, and space teachers
104	Biology teachers
105	Chemistry teachers
110	Physics teachers
111	Engineering teachers
112	Mathematics teachers
113	Health specialties teachers
114	Psychology teachers
115	Business and commerce teachers
116	Economic teachers
120	History teachers
121	Sociology teachers
122	Social science teachers, n.e.c.
123	Art, drama, and music teachers
124	Coaches and physical education teachers
125	Education teachers
126	English teachers
130	Foreign language teachers
131	Home economics teachers
132	Law teachers
133	Theology teachers
134	Trade, industrial, and technical teachers

135 Miscellaneous teachers, college and university
 140 Teachers, college and university,
 subject not specified
 Teachers, except college and university
 141 Adult education teachers
 142 Elementary school teachers
 143 Prekindergarten and kindergarten teachers
 144 Secondary school teachers
 145 Teachers, except college and university, n.e.c.
 Engineering and science technicians
 150 Agriculture and biological technicians, except
 health
 151 Chemical technicians
 152 Draftsmen
 153 Electrical and electronic engineering technicians
 154 Industrial engineering technicians
 155 Mechanical engineering technicians
 156 Mathematical technicians
 161 Surveyors
 162 Engineering and science technicians, n.e.c.
 Technicians, except health, and engineering
 and science
 163 Airplane pilots
 164 Air traffic controllers
 165 Embalmers
 170 Flight engineers
 171 Radio operators
 172 Tool programmers, numerical control
 173 Technicians, n.e.c.
 174 Vocational and educational counselors
 Writers, artists, and entertainers
 175 Actors
 180 Athletes and kindred workers
 181 Authors
 182 Dancers
 183 Designers
 184 Editors and reporters
 185 Musicians and composers
 190 Painters and sculptors
 191 Photographers
 192 Public relations men and publicity wRiters
 193 Radio and television announcers
 194 Writers, artists, and entertainers, n.e.c.
 195 Research workers, not specified

MANAGERS AND ADMINISTRATORS, EXCEPT FARM

201 Assessors, controllers, and treasurers;
 local public administration
 202 Bank officers and financial managers
 203 Buyers and shippers, farm products

205 Buyers, wholesale and retail trade
210 Credit men
211 Funeral directors
212 Health administrators
213 Construction inspectors, public administration
215 Inspectors, except construction, public administration
216 Managers and superintendents, building
220 Office managers, n.e.c.
221 Officers, pilots, and pursers; ship
222 Officials and administrators; public
administration, n.e.c.
223 Officials of lodges, societies, and unions
224 Postmasters and mail superintendents
225 Purchasing agents and buyers, n.e.c.
226 Railroad conductors
230 Restaurant, cafeteria, and bar managers
231 Sales managers and department heads, retail trade
233 Sales managers, except retail trade
235 School administrators, college
240 School administrators, elementary and secondary
245 Managers and administrators, n.e.c.

SALES WORKERS

260 Advertising agents and salesmen
261 Auctioneers
262 Demonstrators
264 Hucksters and peddlers
265 Insurance agents, brokers, and underwriters
266 Newsboys
270 Real estate agents and brokers
271 Stock and bond salesmen
280 Salesmen and sales clerks, n.e.c.
281 Sales representatives, manufacturing industries
282 Sales representatives, wholesale trade
283 Sales clerks, retail trade
284 Salesmen, retail trade
285 Salesmen of services and construction
296 Sales workers - allocated

CLERICAL AND KINDRED WORKERS

301 Bank tellers
303 Billing clerks
305 Bookkeepers
310 Cashiers
311 Clerical assistants, social welfare
312 Clerical supervisors, n.e.c.
313 Collectors, bill and account
314 Counter clerks, except food
315 Dispatchers and starters, vehicle
320 Enumerators and interviewers

321 Estimators and investigators, n.e.c.
 323 Expeditors and production controllers
 325 File clerks
 326 Insurance adjusters, examiners, and investigators
 330 Library attendants and assistants
 331 Mail carriers, post office
 332 Mail handlers, except post office
 333 Messengers and office boys
 334 Meter readers, utilities
 Office machine operators
 341 Bookkeeping and billing machine operators
 342 Calculating machine operators
 343 Computer and peripheral equipment operators
 344 Duplicating machine operators
 345 Key punch operators
 350 Tabulating machine operators
 355 Office machine operators, n.e.c.
 360 Payroll and timekeeping clerks
 361 Postal clerks
 362 Proofreaders
 363 Real estate appraisers
 364 Receptionists
 Secretaries
 370 Secretaries, legal
 371 Secretaries, medical
 372 Secretaries, n.e.c.
 374 Shipping and receiving clerks
 375 Statistical clerks
 376 Stenographers
 381 Stock clerks and storekeepers
 382 Teacher aides, exc. school monitors
 383 Telegraph messengers
 384 Telegraph operators
 385 Telephone operators
 390 Ticket, station, and express agents
 391 Typists
 392 Weighers
 394 Miscellaneous clerical workers
 395 Not specified clerical workers

CRAFTSMEN AND KINDRED WORKERS

401 Automobile accessories installers
 402 Bakers
 403 Blacksmiths
 404 Boilermakers
 405 Bookbinders
 410 Brickmasons and stonemasons
 411 Brickmasons and stonemasons, apprentices
 412 Bulldozer operators
 413 Cabinetmakers
 415 Carpenters

416 Carpenter apprentices
 420 Carpet installers
 421 Cement and concrete finishers
 422 Compositors and typesetters
 423 Printing trades apprentices, exc. pressmen
 424 Cranemen, derrickmen, and hoistmen
 425 Decorators and window dressers
 426 Dental laboratory technicians
 430 Electricians
 431 Electrician apprentices
 433 Electric power linemen and cablemen
 434 Electrotypers and stereotypers
 435 Engravers, exc. photoengravers
 436 Excavating, grading, and road machine operators;
 exc. bulldozer
 440 Floor layers, exc. tile setters
 441 Foremen, n.e.c.
 442 Forgemen and hammermen
 443 Furniture and wood finishers
 444 Furriers
 445 Glaziers
 446 Heat treaters, annealers, and temperers
 450 Inspectors, scalers, and graders; log and lumber
 452 Inspectors, n.e.c.
 453 Jewelers and watchmakers
 454 Job and die setters, metal
 455 Locomotive engineers
 456 Locomotive firemen
 461 Machinists
 462 Machinists apprentices
 Mechanics and repairmen
 Air conditioning, heating, and refrigeration
 Aircraft
 Automobile body repairmen
 Automobile mechanics
 Automobile mechanic apprentices
 Data processing machine repairmen
 Farm implement
 Heavy equipment mechanics, incl. diesel
 Household appliance and accessory installers
 and mechanics
 Loom fixers
 Office machine
 Radio and television
 Railroad and car shop
 Mechanic, exc. auto, apprentices
 Miscellaneous mechanics and repairmen
 Not specified mechanics and repairmen
 501 Millers; grain, flour, and feed
 502 Millwrights
 503 Molders, metal
 504 Molder apprentices
 505 Motion picture projectionists

506 Opticians and lens grinders and polishers
 510 Painters, construction and maintenance
 511 Painter apprentices
 512 Paperhangers
 514 Pattern and model makers, exc. paper
 515 Photoengravers and lithographers
 516 Piano and organ tuners and repairmen
 520 Plasters
 521 Plasterer apprentices
 522 Plumbers and pipe fitters
 523 Plumber and pipe fitter apprentices
 525 Power station operators
 530 Pressmen and plate printers, printing
 531 Pressman apprentices
 533 Rollers and finishers, metal
 534 Roofers and slaters
 535 Sheetmetal workers and tinsmiths
 536 Sheetmetal apprentices
 540 Shipfitters
 542 Shoe repairmen
 543 Sign painters and letterers
 545 Stationary engineers
 546 Stone cutters and stone carvers
 550 Structural metal craftsmen
 551 Tailors
 552 Telephone installers and repairmen
 554 Telephone linemen and splicers
 560 Tile setters
 561 Tool and die makers
 562 Tool and die maker apprentices
 563 Upholsterers
 571 Specified craft apprentices, n.e.c.
 572 Not specified apprentices
 575 Craftsmen and kindred workers, n.e.c.
 580 Former members of the Armed Forces

OPERATIVE, EXCEPT TRANSPORT

601 Asbestos and insulation workers
 602 Assemblers
 603 Blasters and powdermen
 604 Bottling and canning operatives
 605 Chainmen, rodmen, and axmen, surveying
 610 Checkers, examiners, and inspectors, manufacturing
 611 Clothing ironers and pressers
 612 Cutting operatives, n.e.c.
 613 Dressmakers and seamstresses, except factory
 614 Drillers, earth
 615 Dry wall installers and lathers
 620 Dyers
 621 Filers, polishers, sanders, and buffers
 622 Furnacemen, smeltermen, and pourers

623 Garage workers and gas station attendants
 624 Graders and sorters, manufacturing
 625 Produce graders and packers, exc. factory and farm
 626 Heaters, metal
 630 Laundry and dry cleaning operatives, n.e.c.
 631 Meat cutters and butchers, exc. manufacturing
 633 Meat cutters and butchers, manufacturing
 634 Meat wrappers, retail trade
 635 Metal platers
 636 Milliners
 640 Mine operatives, n.e.c.
 641 Mixing operative
 642 Oilers and greasers, exc. auto
 643 Packers and wrappers, exc. meat and produce
 644 Painters, manufactured articles
 645 Photographic process workers
 Precision machine operatives
 650 Drill press operatives
 651 Grinding machine operatives
 652 Lathe and milling machine operatives
 653 Precision machine operatives, n.e.c.
 656 Punch and stamping press operatives
 660 Riveters and fasteners
 661 Sailors and deckhands
 662 Sawyers
 663 Sewers and stitchers
 664 Shoemaking machine operatives
 665 Solderers
 666 Stationary firemen
 Textile operatives
 670 Carding, lapping, and combing operatives
 671 Knitters, loopers, and toppers
 672 Spinners, twistors, and winders
 673 Weavers
 674 Textile operatives, n.e.c.
 680 Welders and flame-cutters
 681 Winding operatives, n.e.c.
 690 Machine operatives, miscellaneous specified
 692 Machine operatives, not specified
 694 Miscellaneous operatives
 695 Not specified operatives

TRANSPORT EQUIPMENT OPERATIVES

701 Boatmen and canalmen
 703 Busdrivers
 704 Conductors and motormen, urban rail transit
 705 Deliverymen and routemen
 706 Fork lift and tow motor operatives
 710 Motormen; mine, factory, logging camp, etc.
 711 Parking attendants
 712 Railroad brakemen

713 Railroad switchmen
714 Taxicab drivers and chauffeurs
715 Truck drivers

LABORERS, EXCEPT FARM

740 Animal caretakers, exc. farm
750 Carpenters' helpers
751 Construction laborers, exc. carpenters' helpers
752 Fishermen and oystermen
753 Freight and material handlers
754 Garbage collectors
755 Gardeners and groundskeepers, exc. farm
760 Longshoremen and stevedores
761 Lumbermen, raftsmen, and woodchoppers
762 Stockhandlers
763 Teamsters
764 Vehicle washers and equipment cleaners
770 Warehousemen, n.e.c.
780 Miscellaneous laborers
785 Not specified laborers

FARMERS AND FARM MANAGERS

801 Farmers (owners and tenants)
802 Farm managers

FARM LABORERS AND FARM FOREMEN

821 Farm foremen
822 Farm laborers, wage workers
823 Farm laborers, unpaid family workers
824 Farm service laborers, self-employed

SERVICE WORKERS, EXC. PRIVATE HOUSEHOLD

Cleaning service workers
901 Chambermaids and maids, exc. private households
902 Cleaners and charwomen
903 Janitors and sextons
Food service workers
910 Bartenders
911 Busboys
912 Cooks, exc. private household
913 Dishwashers
914 Food counter and fountain workers
915 Waiters
916 Food service workers, n.e.c., exc.
private household

921 Dental assistants
 922 Health aides, exc. nursing
 923 Health trainees
 924 Lay midwives
 925 Nursing aides, orderlies, and attendants
 926 Practical nurses
 Personal service workers
 931 Airline stewardesses
 932 Attendants, recreation and amusement
 933 Attendants, personal service, n.e.c.
 934 Baggage porters and bellhops
 935 Barbers
 940 Boarding and lodginghouse keepers
 941 Bootblacks
 942 Child care workers, exc. private household
 943 Elevator operators
 944 Hairdressers and cosmetologists
 945 Personal service apprentices
 950 Housekeepers, exc. private household
 952 School monitors
 953 Ushers, recreation and amusement
 954 Welfare service aides
 Protective service workers
 960 Crossing guards and bridge tenders
 961 Firemen, fire protection
 962 Guards and watchmen
 963 Marshals and constables
 964 Policemen and detectives
 965 Sheriffs and bailiffs

PRIVATE HOUSEHOLD WORKERS

980 Child care workers, private household
 981 Cooks, private household
 982 Housekeepers, private household
 983 Laundresses, private household
 984 Maids and servants, private household

APPENDIX B2

Detailed Occupation Recodes
(01-44)

<u>Detailed 2-digit Occupation</u>	<u>Recodes</u>	<u>Occ. Codes</u>	<u>IND</u>
Professional, technical, and kindred workers		(001-195)	
Engineers	01	006-023	
Physicians, dentists, and related practitioners	02	061-073	
Health workers, except practitioners	03	074-085	
Teachers, except college	04	141-145	
Engineering and science technicians	05	150-162	
Other professionals-salaried (1,2 Class of Worker)	06	All other 0xx & 1xx	
Other professionals-self-employed (3,4 Class of Workers)	07		
Managers and administrator, except farm		(201-245)	
Salaried-Manufacturing (1,2 Class of Worker)	08		107-398
Salaried-Other industries (1,2 Class of Worker)	09		All other ind.
Self-employed--retail trade (3,4 Class of Worker)	10		607-698
Self-employed--other industries (3,4 Class of Worker)	11		017-588,707-937
Sales workers		(260-285)	
Retail trade	12		607-698
Other	13		017-588,707,937
Clerical workers		(301-395)	
Bookkeepers	14	305	
Office machine operators	15	341-355	
Stenographers, typists, and secretaries	16	370-372,376,391	
Other clerical workers	17	All other 3xx	
Craftsmen and kindred workers		(401-575)	
Carpenters	18	415,416	
Other construction craftsmen	19	410-412,421,430 431,436,440,510- 512,520-523,534, 550,560	
Foreman (n.e.c.)	20	441	

Machinists and job setters	21	454,461,462	
Metal craftsmen, except mechanics and machinists and job setters	22	403,404,442,446, 502-504,514,533, 535,536,540,561, 562	
Mechanics--auto	23	472-474	
Mechanics, except auto	24	470,471,475-495	
All other craftsmen	25	All other 4xx & 5xx (601-695)	
Operatives except transport Mine workers	26		047-057
Motor vehicles and equip- ment	27		219
Other durable goods	28		107-209,227-259
Nondurable goods	29		268-398
All other	30		017-028,067-077, 407-937
Transport equipment operatives		(701-715)	
Drivers and deliverymen	31	703,705,714,715	
All others	32	701,704,706-713 (740-785)	
Nonfarm laborers			
Construction	33		067-077
Manufacturing	34		107-398
All other	35		017-057,407-937
Private household workers	36	980-984	
Service workers, except private household		(901-965)	
Cleaning service	37	901-903	
Food service	38	910-916	
Health service	39	921-926	
Personal service	40	931-954	
Protective service	41	960-965	
Farmers and farm managers	42	801-802	
Farm laborers and foremen		(821-824)	
Paid laborers and foremen	43	821,822,824	
Unpaid family laborers	44	823	

APPENDIX B3

Major Occupation Group Recodes
(01-13)

<u>Major Occupation Group</u>	<u>Recodes</u>	<u>IOCC</u>
White-collar workers		(001-395)
Professional, technical, and kindred workers	01	001-195
Managers and administrators, except farm	02	201-245
Clerical and kindred workers	03	260-285
Sales workers	04	301-395
Blue-collar workers		(401-785)
Craftsmen and kindred workers	05	401-575
Operatives, except transport	06	601-695
Transport equipment operatives	07	701-715
Nonfarm laborers	08	740-785
Service workers		(901-984)
Private household workers	09	980-984
All other service workers	10	901-965
Farm workers		(801-824)
Farm and farm managers	11	801-802
Farm laborers and foremen	12	821-824
No previous full-time work experience	13	Never Worked

APPENDIX C

Selected Tables from the Current Population Survey, March 1980

B00010-MARCH SUPPLEMENT -
DATE 030381 PAGE 1

MATRIX:00010

MDB : DSMARCH80*USER3MOUT(1)

DOB : DSMARCH80*3MTRANSUNITD(0)

TABLE 1 POPULATION BY AGE, RACE, SEX, ORIGIN, AND POPULATION STATUS, MARCH 19
[A] : [B] RACE AND SEX : [C] : [D]

[D] : MARCH SUPPLEMENT - WEIGHTED COUNT [IN THOUSANDS]

[C] : TOTAL PERSONS

	ALL RACES		WHITE		BLACK AND OTHER		BLACK	
	TOTAL	MALE	TOTAL	MALE	TOTAL	MALE	TOTAL	MALE
TOTAL	218100	105691	112410	91663	29893	14027	25473	11888
LESS THAN 15 YEARS OLD	49902	25473	24430	21031	8808	4442	7577	3820
15+ YEARS OLD	168198	80218	87980	70632	21086	9586	17896	8067

[C] : CIVILIANS

TOTAL	217245	104036	112410	90945	29757	13690	25357	11772
LESS THAN 15 YEARS OLD	49902	25473	24430	21031	8808	4442	7577	3757
15+ YEARS OLD	167343	78563	87980	69914	20949	9449	17780	7952

[C] : ARMED FORCES

TOTAL	855	855	0	718	137	137	0	116
LESS THAN 15 YEARS OLD	0	0	0	0	0	0	0	0
15+ YEARS OLD	855	855	0	718	137	137	0	116

[C] : SPANISH ORIGIN

TOTAL	13244	6597	6647	6389	6417	207	230	142
LESS THAN 15 YEARS OLD	4682	2373	2309	2295	2226	73	83	53
15+ YEARS OLD	8562	4224	4338	4095	4191	129	148	89

[D] : MARCH SUPPLEMENT - UNIT COUNT

[C] : TOTAL PERSONS

TOTAL	181488	87852	93636	77076	81198	10776	12438	17711
LESS THAN 15 YEARS OLD	41935	22722	21213	19045	17713	3677	3500	5460
15+ YEARS OLD	137553	65130	72423	58031	63485	7099	8938	12251

[C] : CIVILIANS

TOTAL	180647	87011	93636	76352	81198	10659	12439	17617
LESS THAN 15 YEARS OLD	43935	22722	21213	19045	17713	3677	3500	5460
15+ YEARS OLD	136712	64289	72423	57307	63485	6982	8938	12157

[C] : ARMED FORCES

TOTAL	841	841	0	724	0	117	0	94
LESS THAN 15 YEARS OLD	0	0	0	0	0	0	0	0
15+ YEARS OLD	841	841	0	724	0	117	0	94

[C] : SPANISH ORIGIN

TOTAL	17277	8645	8832	8157	8517	288	315	344
LESS THAN 15 YEARS OLD	6169	3176	2993	3051	2880	125	113	121
15+ YEARS OLD	11108	5269	5839	5106	5637	163	202	223

TOTAL	185	159	185	159	185	159	185	159
LESS THAN 15 YEARS OLD	52	69	52	69	52	69	52	69
15+ YEARS OLD	133	90	133	90	133	90	133	90

MATRIX:00020

MDB : DSMARCH80*USER3MOUT(1)

DOB : DSMARCH80*3MTRANSUNITD(0)

TABLE 2 POPULATION BY RACE, SEX, ORIGIN, AND RELATIONSHIP TO HEAD, MARCH 19
[A] : [B] HOUSEHOLD RELATIONSHIP : [C]

[C] : ALL PERSONS [IN THOUSANDS]

HH RELATIONSHIP	ALL RACES		WHITE		BLACK AND OTHER		TOTAL	
	MALE	FEMALE	MALE	FEMALE	MALE	FEMALE	MALE	FEMALE
TOTAL PERSONS	105691	112410	91663	96544	14027	15866	25473	11888
FAMILY HOUSEHOLDER	48255	10171	44049	7340	4206	2831	6042	3393
NON-FAMILY HOUSEHOLDER	8594	17088	7321	10744	1273	1344	2363	1144
SPOUSE	1631	46548	1376	42612	255	3936	3276	218
CHILD	40008	36298	33796	30337	6212	5961	10472	5334
OTHER RELATIVE	3897	4610	2515	3254	1382	1356	2343	1157
NONRELATIVE	3306	2695	2607	2258	699	437	977	612

[C] : SPANISH-ORIGIN

HH RELATIONSHIP

HH RELATIONSHIP	ALL RACES		WHITE		BLACK AND OTHER		TOTAL	
	MALE	FEMALE	MALE	FEMALE	MALE	FEMALE	MALE	FEMALE
TOTAL PERSONS	6597	6647	6389	6417	207	230	306	164
FAMILY HOUSEHOLDER	2421	670	2356	645	65	34	70	24
NON-FAMILY HOUSEHOLDER	351	279	345	262	6	17	19	16
SPOUSE	95	2110	88	2067	7	43	40	36
CHILD	3119	2968	3011	2858	107	110	146	70
OTHER RELATIVE	380	431	364	417	16	14	20	11
NONRELATIVE	230	182	225	169	6	12	11	9

MATRIX:00030

DOB : DSMARCH80*3MTRANSUNIT0(0) HDB : DSMARCH80*USER3MOUT(1)

TABLE 3 WEIGHTED AND UNWEIGHT COUNTS OF MARCH 19
 (A) WEIGHTED AND UNWEIGHTED : (B) PERSONS AND FAMILIES
 (IN THOUSANDS)

	WEIGHTED	UNWEIGHTED
TOTAL PERSONS.	218100	181489
TOTAL FAMILY HOUSEHOLDERS.	58426	48393
TOTAL UNITS.	9510	80468
INTERVIEWED UNITS (HHOS * GQ).	79399	65238
HOUSEHOLDS (FAMILY & NONFAMILY HHLDRS)	79108	65036
TOTAL FAMILY RECORDS IN HOUSEHOLDS	65109	69727
TOTAL FAMILY RECORDS IN HOUSEHOLDS & UNRLTD).	58892	45632
TOTAL FAMILIES(HHLDR,RELATED & UNRLTD).	57337	47460
FAMILY HHLDRS WITH NO RELATED SUB.	1089	933
FAMILY HHLDRS WITH 1+ RELATED SUBS..	348	297
UNRELATED SUBFAMILY.	1115	942
RELATED SUBFAMILY.	25219	20095
TOTAL UNRELATED INDIVIDUALS.	20632	16643
NONFAMILY HOUSEHOLDER.	4537	3452
OTHER PERSONS LIVING WITH NO RELTVS..		
TOTAL PERSONS IN HOUSEHOLDS.	217482	181040
CIVILIANS 15 YEARS OLD AND OVER.	166830	136359
CHILDREN LESS THAN 15 YEARS OLD.	49797	43843
ARMED FORCES MEMBERS	854	833
GROUP QUARTERS	291	202
TOTAL FAMILY RECORDS IN GROUP QUARTERS	619	448
TOTAL PERSONS	619	448
CIVILIANS 15 YEARS OLD AND OVER.	513	353
CHILDREN LESS THAN 15 YEARS OLD.	105	92
ARMED FORCES MEMBERS	0	3
NONINTERVIEWED UNITS	16111	15230
TYPE A	2924	2936
TYPE B-C	13187	12294

NOTE: The Total Family Householders indicated on line 2 is not the total number of family records but the total number of families. To determine the total number of family records, add Total Family Records in Households and Total Family Records in Group Quarters. To determine the total number of records on the file, add the total figure for family records with the figures for Total Persons and Total Units.

Total Family Records in Households	69,727
Total Family Records in Group Quarters	448
Total Family Records	70,175
Total Persons	181,488
Total Units	80,468
	332,131

MATRIX:00040

MDB : DSMARCH80*3MTRANSUNITD(0)

DDB : DSMARCH80*3MTRANSUNITD(0)

TABLE 4 PERSONS 15+ YEARS OLD BY RACE, SEX, AND TYPE OF INCOME, MARCH 19
 [A] : [B] SOURCE OF INCOME [IN THOUSANDS]

	ALL RACES		WHITE		BLACK AND OTHER		BLACK	
	TOTAL	MALE	MALE	FEMALE	MALE	FEMALE	MALE	FEMALE
TOTAL	168198	80218	147112	70632	21086	11500	17896	9328
WITH INCOME	154788	76543	136638	68055	18150	11500	15417	8300
WAGE AND SALARY	106535	58793	93774	52212	12761	6180	10764	5248
NON-FARM SELF EMPLOYMENT	9522	6766	8982	6413	540	187	594	139
FARM SELF EMPLOYMENT	2123	1921	2068	1869	55	2	26	0
SOCIAL SECURITY AND RR	29930	12479	26702	11074	3228	1824	2924	1652
SUPPLEMENTAL SECURITY	3322	1051	2285	743	1037	730	972	281
PUBLIC ASSISTANCE	4398	832	2502	536	1896	1620	1751	1522
INTEREST	95160	46458	89341	43676	5818	3037	4247	2240
DIVIDENDS, PENTAL, OR EST/TRUSTS	25133	12975	24094	12447	1039	511	676	324
VETERANS, UNEMP, AND WORKMEN COMP.	13239	8777	11827	7766	1612	601	1404	522
PENSIONS AND MILITARY RETIREMENT	10499	6613	4462	3061	722	218	619	185
ALIMONY AND OTHER MONEY INCOME	9959	3685	6274	3186	1374	496	1149	768
WITH NO INCOME	13410	3670	10474	2577	2936	1093	2478	1528

TABLE 5 FAMILIES AND UNRELATED INDIVIDUALS 15+ BY RACE AND SEX OF HEAD AND TYPE OF INCOME, MARCH 19
[A] : [B] SOURCE OF INCOME : [C] [IN THOUSANDS]

[C] : FAMILIES

	ALL RACES		WHITE		BLACK AND OTHER		BLACK	
	TOTAL	MALE	MALE	FEMALE	MALE	FEMALE	MALE	FEMALE
TOTAL	58426	48255	10171	51389	44059	7340	7037	6042
WITH INCOME	58304	48206	10098	51298	44014	7283	7006	6021
WAGE AND SALARY	48835	40993	7842	43051	37255	5796	5784	4920
NON-FARM SELF EMPLOYMENT	7341	6742	599	6952	6417	535	389	276
FARM SELF EMPLOYMENT	1740	1665	74	1695	1623	72	45	24
SOCIAL SECURITY AND RR	13110	10303	3107	11810	9356	2414	1600	1437
SUPPLEMENTAL SECURITY	1577	888	689	1029	667	362	548	516
PUBLIC ASSISTANCE	3302	1036	2265	1878	753	1125	1424	1331
INTEREST	40268	35382	4897	3732	33306	4226	2736	370
DIVIDENDS, RENTAL, OR EST/TRUSTS	13184	11827	1356	12530	11368	1262	554	460
VETERANS, UNEMP. AND WORKMEN COMP.	9434	8011	1623	8332	7243	1089	1102	951
PENSIONS AND MILITARY RETIREMENT	7070	6183	866	6587	5818	769	463	403
ALIMONY AND OTHER MONEY INCOME	6938	4381	2557	6007	3968	2038	932	789
WITH NO INCOME	122	48	73	91	34	57	31	21

[C] : UNRELATED INDIVIDUALS

TOTAL	25585	11456	14129	22095	9609	12486	3490	3104	1641
WITH INCOME	25123	11263	13860	21762	9486	12290	3347	2995	1585
WAGE AND SALARY	15737	8502	7236	13562	7210	6352	2176	1923	1159
NON-FARM SELF EMPLOYMENT	1343	984	359	1226	908	319	117	101	68
FARM SELF EMPLOYMENT	166	124	43	164	122	43	2	2	2
SOCIAL SECURITY AND RR	8265	1940	6325	7435	1612	5823	830	774	304
SUPPLEMENTAL SECURITY	1347	519	1028	981	216	764	367	346	93
PUBLIC ASSISTANCE	550	197	353	349	123	227	201	191	70
INTEREST	15012	6186	8826	13847	5621	8226	1165	966	467
DIVIDENDS, RENTAL, OR EST/TRUSTS	4234	1657	2578	4016	1564	2451	219	177	72
VETERANS, UNEMP. AND WORKMEN COMP.	2770	1633	1137	2388	1377	1012	382	344	230
PENSIONS AND MILITARY RETIREMENT	2671	850	1821	2482	739	1743	189	170	98
ALIMONY AND OTHER MONEY INCOME	2012	939	1072	1734	796	938	278	229	109
WITH NO INCOME	462	194	268	319	123	196	143	109	56

TABLE 6 HOUSEHOLD AND FAMILY UNITS BY RACE, AND ORIGIN, MARCH 19
[A] : [B] KIND OF HOUSEHOLD AND FAMILY [IN THOUSANDS]

	TOTAL	WHITE	BLACK AND OTHER	BLACK	SPANISH ORIGIN
TOTAL HOUSEHOLDS	79108	69454	9654	8405	3730
FAMILY HOUSEHOLDER	58426	51389	7037	6042	3100
MARRIED-COUPLE	48180	44008	4171	3355	2373
OTHER FAMILY, MALE HHLDR	1706	1418	289	257	133
OTHER FAMILY, FEMALE HHLDR	8544	5963	2577	2429	594
NONFAMILY HOUSEHOLDER	20682	18065	2617	2303	630
MALE	8594	7321	1273	1144	351
FEMALE	12088	10744	1344	1220	279
TOTAL FAMILY HHLDRS	59774	51674	7100	6095	3136
MARRIED-COUPLE	48199	44023	4176	3359	2379
OTHER FAMILY, MALE HHLDR	1742	1444	299	267	138
OTHER FAMILY, FEMALE HHLDR	6834	6208	2626	2469	619
TOTAL RELATED SUBFAMILIES	1115	812	283	225	117
MARRIED-COUPLE	567	469	98	58	69
FATHER-CHILD	55	33	22	20	5
MOTHER-CHILD	494	330	163	147	44
TOTAL UNRELATED FAMILIES	348	285	63	53	36
MARRIED-COUPLE	19	14	4	4	6
OTHER FAMILY, MALE HHLDR	36	26	10	9	4
OTHER FAMILY, FEMALE HHLDR	294	245	49	40	25
NONFAMILY HHLDRS	25838	22254	3583	3192	957
MALE	11605	9702	1903	1694	549
FEMALE	14232	12552	1680	1498	408
OTHER PERSONS LIVING WITH NO RELATIVES	5156	4189	966	828	327
MALE	3011	2381	630	550	198
FEMALE	2145	1809	336	278	129

TABLE 7 PERSONS 15 YEARS AND OVER BY TOTAL MONEY INCOME, RACE, AND SEX, MARCH 19
 (A) : (B) [IN THOUSANDS]

	ALL RACES		WHITE		BLACK AND OTHER		BLACK	
	TOTAL	MALE	MALE	FEMALE	TOTAL	MALE	MALE	FEMALE
TOTAL	168198	80218	147112	76480	21086	9586	17896	8027
NO INCOME	13410	3670	10474	7897	2936	1093	2478	950
TOTAL	154788	76548	136338	68583	18150	8493	15417	7118
1 TO 1999 OR LESS	29151	7251	25618	19551	3533	1184	2984	1003
2,000 TO 2,999	11610	3444	9227	6766	2083	683	1901	626
3,000 TO 3,999	10715	3591	7125	6118	1592	585	1339	511
4,000 TO 4,999	8683	3236	5447	4714	1180	447	1041	398
5,000 TO 5,999	7663	3209	4454	3916	974	436	837	369
6,000 TO 6,999	7488	3052	4436	3907	946	417	804	355
7,000 TO 8,499	10909	4737	6172	5390	1495	713	1275	600
8,500 TO 9,999	8318	3966	4351	3460	1036	506	878	449
10,000 TO 12,499	14401	7262	6925	5817	1659	956	1390	786
12,500 TO 14,999	9148	5726	8182	5143	1966	583	792	477
15,000 TO 17,499	8930	6344	8940	2266	890	571	770	496
17,500 TO 19,999	6324	4976	5754	4538	570	438	446	341
20,000 TO 24,999	9662	8326	8959	1186	703	552	552	429
25,000 TO 29,999	4961	4477	4694	433	267	215	191	147
30,000 TO 34,999	2391	2226	2279	154	112	101	11	69
35,000 TO 49,999	2737	2545	2845	176	92	77	15	68
50,000 TO 74,999	1581	1475	1530	101	51	46	5	17
75,000 AND OVER	116	105	114	11	2	2	0	0
AGGREGATE FOR MEAN	1544*14	1074*14	1405*14	9906*13	1398*13	8394*12	1135*13	6647*12
MEDIAN INCOME	7286	11841	7528	4394	5706	8041	5470	7745
MEAN INCOME	9980	14039	10283	14557	7704	9885	7368	9339

MATRIX:00080

MOB : DSMARCH80*USER3MOUT(1)

DDB : DSMARCH80*3MTRANSUNTD(0)

TABLE 8 FAMILIES AND UNRELATED INDIVIDUALS 15+ BY TOTAL MONEY INCOME, MARCH 19

(A) : (B) : (C) [IN THOUSANDS]

(C) : FAMILIES

	ALL RACES		WHITE		BLACK AND OTHER		TOTAL		BLACK		
	TOTAL	MALE	TOTAL	MALE	TOTAL	MALE	TOTAL	MALE	TOTAL	MALE	
TOTAL	58426	48255	10171	73	7340	57	7037	2831	6042	3393	2649
NO INCOME	122	48	10098	73	57	34	31	17	21	6	15
TOTAL	58304	48206	10098	635	7283	328	7006	2814	6021	3397	2634
UNDER 2,500	1145	510	770	635	328	442	374	67	349	53	297
2,500 TO 4,999	2782	1395	1388	1388	1161	1161	851	234	792	207	585
5,000 TO 7,499	3771	2438	1333	2920	2080	840	851	358	774	304	470
7,500 TO 9,999	4127	2955	1171	3398	2624	773	729	331	671	285	325
10,000 TO 12,499	4872	3705	1167	4153	3295	723	719	411	627	348	279
12,500 TO 14,999	4259	3347	911	3746	3023	723	513	324	445	276	109
15,000 TO 17,499	4406	3707	698	3940	3362	578	466	345	409	300	109
17,500 TO 19,999	4321	3758	563	3922	473	399	399	308	335	252	84
20,000 TO 24,999	8387	7495	891	7666	6906	760	720	599	588	489	119
25,000 TO 29,999	6708	6151	557	6167	5691	476	541	460	423	355	68
30,000 TO 34,999	4500	4199	302	4160	3903	258	340	296	269	229	40
35,000 TO 39,999	2846	2687	159	2682	2514	148	183	173	139	131	7
40,000 TO 49,999	3180	3005	175	2979	2819	159	201	186	144	131	13
50,000 TO 59,999	1829	1761	68	1785	1703	62	65	58	36	30	6
60,000 TO 74,999	829	767	62	792	731	61	37	36	11	11	0
75,000 AND OVER	343	326	17	325	310	15	18	16	9	6	2
MEDIAN INCOME	19658	21234	11640	20416	21540	12650	12374	17655	11644	16809	7273
AGGREGATE FOR MEAN	1283*14	1142*14	1400*13	1172*14	1059*14	1129*13	1100*13	8293*12	8798*12	6323*12	2475*12
MEAN INCOME	21957	23683	13766	22821	24060	15383	15645	19731	14563	18638	9344

(C) : UNRELATED INDIVIDUALS

	ALL RACES		WHITE		BLACK AND OTHER		TOTAL		BLACK		
	TOTAL	MALE	TOTAL	MALE	TOTAL	MALE	TOTAL	MALE	TOTAL	MALE	
TOTAL	25585	11456	14129	22095	9609	12486	3490	1847	3104	1641	1462
NO INCOME	462	194	268	319	123	196	143	71	109	56	53
TOTAL	25123	11263	13860	21776	9486	12290	3347	1776	2995	1585	1410
UNDER 2,500	3173	828	1545	1823	611	1213	550	217	510	193	317
2,500 TO 4,999	5927	1773	4154	4989	1366	3623	939	407	654	371	483
5,000 TO 7,499	4006	1497	2509	3540	1234	2306	466	262	411	236	175
7,500 TO 9,999	3030	1297	1733	2656	1085	1570	375	212	342	196	147
10,000 TO 12,499	2889	1418	1471	2577	1234	1342	313	184	283	170	113
12,500 TO 14,999	1703	941	763	1524	821	1703	179	120	145	95	50
15,000 TO 17,499	1649	992	657	1451	855	596	198	136	178	125	53
17,500 TO 19,999	973	636	337	869	562	307	103	74	85	63	23
20,000 TO 24,999	1314	936	378	1191	651	340	123	86	103	74	30
25,000 TO 29,999	571	413	158	514	371	143	57	42	15	36	15
30,000 TO 34,999	241	187	54	223	172	51	18	15	16	14	3
35,000 TO 39,999	143	118	29	139	112	27	9	7	8	6	0
40,000 TO 49,999	153	115	38	144	107	37	7	5	4	2	2
50,000 TO 59,999	104	81	23	97	76	21	7	2	0	0	0
60,000 TO 74,999	32	21	11	32	21	11	0	2	0	0	0
75,000 AND OVER	9	9	0	8	8	0	2	0	0	0	0
MEDIAN INCOME	7521	10247	6093	7855	10782	6313	5613	7178	5478	7128	4368
AGGREGATE FOR MEAN	2484*13	1378*13	1105*13	2212*13	1210*13	1002*13	2716*12	1679*12	2353*12	1453*12	8940*11
MEAN INCOME	9710	12032	7827	10014	12598	8026	7784	9091	7582	8890	6114

MATRIX:00090

MDB : DSMARCH80*3MTRANSUNITD(0)

DBB : DSMARCH80*3MTRANSUNITD(0)

TABLE 9 WORK EXPERIENCE OF PERSONS 16 YEARS OLD AND OVER BY RACE, SEX, AND WORK EXPERIENCE
(A) : [BJ WORK EXPERIENCE : [C] [IN THOUSANDS]

[C] : ALL PERSONS

	ALL RACES		WHITE		BLACK AND OTHER		TOTAL		BLACK		FEMALE	
	TOTAL	MALE	TOTAL	MALE	TOTAL	MALE	TOTAL	MALE	TOTAL	MALE	TOTAL	FEMALE
TOTAL 16+	16340	77362	143114	68241	74873	20296	9121	17501	7664	9537		
NO WORK EXPERIENCE	50689	14519	43341	12058	31281	7348	2461	4887	2139	4217		
WITH WORK EXPERIENCE	112721	62843	49873	56183	43591	12948	6660	10344	5525	5320		
WORKED FULL-TIME	89019	55065	72597	49348	29230	10421	5718	8708	4719	3959		
50 - 52 WEEKS	63609	41804	56674	37803	18971	6935	4001	5788	3276	2512		
40 - 49 WEEKS	8651	5013	3646	4446	3148	1067	567	591	482	405		
14 - 39 WEEKS	11677	5894	10022	5097	4925	1655	797	858	673	713		
1 - 13 WEEKS	5071	2355	4308	2002	2305	763	353	643	287	355		
WORKED PART-TIME	23703	7777	15926	8335	14341	2527	942	2137	805	1331		
50 - 52 WEEKS	8048	2650	7273	2399	4874	775	251	524	285	441		
40 - 49 WEEKS	3086	1030	2814	993	1871	272	87	222	74	148		
14 - 39 WEEKS	7194	2301	6253	2004	4449	741	297	444	248	373		
1 - 13 WEEKS	5375	1797	4636	1490	3146	739	307	432	279	369		
TOTAL 16+ WITH UNEMPLOYMENT	17971	9764	14850	8236	6614	3122	1529	1593	1357	1407		
WORKED 50 - 52 WEEKS	838	587	755	534	221	83	53	74	49	24		
WORKED LESS THAN 50 WEEKS	15207	8531	12771	7253	5518	2436	1278	1158	1122	1008		
NO WORK EXPERIENCE	1927	647	1324	450	874	603	197	405	185	375		

[C] : SPANISH ORIGIN

	ALL RACES		WHITE		BLACK AND OTHER		TOTAL		BLACK		FEMALE	
	TOTAL	MALE	TOTAL	MALE	TOTAL	MALE	TOTAL	MALE	TOTAL	MALE	TOTAL	FEMALE
TOTAL 16+	8268	4074	2001	3949	4052	266	125	142	86	108		
NO WORK EXPERIENCE	2585	664	2467	623	1844	118	41	77	32	61		
WITH WORK EXPERIENCE	5683	3410	5534	3327	2208	148	83	65	54	48		
WORKED FULL-TIME	4728	3000	4607	2926	1680	122	74	48	49	37		
50 - 52 WEEKS	3075	2087	2998	2036	962	77	50	27	53	21		
40 - 49 WEEKS	528	351	513	342	171	15	9	6	6	6		
14 - 39 WEEKS	820	437	796	424	371	24	13	12	10	9		
1 - 13 WEEKS	305	126	300	124	176	5	2	3	4	3		
WORKED PART-TIME	954	410	928	400	527	66	10	17	5	11		
50 - 52 WEEKS	279	120	268	116	151	11	4	7	2	2		
40 - 49 WEEKS	104	50	99	48	51	5	3	3	2	1		
14 - 39 WEEKS	323	137	316	134	182	7	3	4	3	2		
1 - 13 WEEKS	248	102	244	102	143	4	1	3	2	1		
TOTAL 16+ WITH UNEMPLOYMENT	1280	744	1235	722	513	45	22	22	14	16		
WORKED 50 - 52 WEEKS	44	31	43	31	13	1	1	0	0	0		
WORKED LESS THAN 50 WEEKS	1096	664	1064	647	417	32	17	16	12	10		
NO WORK EXPERIENCE	139	49	128	44	84	12	5	7	2	5		

MATRIX:00100

MDB : DSMARCH80*USER3MOUT(1)

DDB : DSMARCH80*3MTRAN\$UNITD(0)

TABLE 10 MOBILITY BY SEX, RACE, SPANISH ORIGIN, AND RESIDENCE - MARCH 19
 UNIVERSE: PERSONS
 YEAR OLD AND OVER [IN THOUSANDS]
 (A) : (B) MOBILITY

	ALL RACES			WHITE			BLACK AND OTHER			BLACK		
	TOTAL	MALE	FEMALE	TOTAL	MALE	FEMALE	TOTAL	MALE	FEMALE	TOTAL	MALE	FEMALE
TOTAL 'MTRI-REC'	218100	105691	112410	188207	91663	96544	29893	14027	15866	25473	11888	13555
NONMOVERS	107257	50929	56328	93526	44636	48889	13731	6293	7438	12160	5549	6611
MOVERS	94959	46638	48321	81659	40352	41307	13299	6285	7014	10877	5105	5772
NOT IN MIGRATION SAMPLE	15885	8123	7761	13022	6674	6347	2863	1449	1414	2436	1233	1203
TOTAL 'R-GENMOB'	218100	105691	112410	188207	91663	96544	29893	14027	15866	25473	11888	13555
NONMOVERS	107257	50929	56328	93526	44636	48889	13731	6293	7438	12160	5549	6611
MOVERS	94959	46638	48321	81659	40352	41307	13299	6285	7014	10877	5105	5772
NOT IN MIGRATION SAMPLE	15885	8123	7761	13022	6674	6347	2863	1449	1414	2436	1233	1203

APPENDIX D

Matching of March CPS Files

There are two basic limitations in linking the March CPS files across years. First, only 50% of the sample is included in two consecutive years. Second, the residents within the eligible housing units may change or appear as noninterview records in one or both years. The result is a matched sample of considerably less than the upper limit of 50%. Below we outline the basic procedures and variables used to link two or more March CPS files.

1. Sample Selection.

The first step in matching year t with year $t+1$ is to select from year t those housing units with a "month in sample" value of 1 through 4, and from year $t+1$ those units with a "month in sample" value of 5 through 8. This will identify the sample subset eligible for matching. Within this subset, housing units in month 1 in year t will match only with units in month 5 of year $t+1$, etc.

2. Matching Housing Units.

Using one or more variables, it is possible to uniquely identify each housing unit in each sample rotation. However, because of changes in CPS procedures, the available information for matching housing units is not always identical. Below are the variables available for matching March CPS files between 1968 and 1979.

Years Matched

1968-69	Random Cluster Code (F6-10)
69-70	Serial Numbers (F11-14)
70-71	

1971-72	It is not possible to match across these years.
1972-73	Changes in CPS clustering procedures and the accompanying change of household identification numbers, prevent matching 1971 and 1972 March CPS Files. The 1972 file uses 1960 random cluster codes while the 1973 file uses 1970 random cluster codes, which preclude matching records.

1973-74	Random Cluster Code (F7-11)
74-75	Segment Numbers (F12-15)
	Serial Numbers (F217-218)

1975-76	1975 variables are located as above
---------	-------------------------------------

1976 variables
Random Cluster Code (H35-39)
Segment Numbers (H40-43)
Serial Numbers (H44-45)

1976-77 1976 variables are located as above.
Those variables are combined into a single
variable in the 1977 file.
Household Identification Number (H18-29)

1977-78 Household Identification Numbers (H18-29)
78-79

3. Matching Households, Families, and Persons

The information presented above will allow the match of housing units across years; however, it is possible that the residents of the housing unit will change. Consequently, it is necessary to perform additional matches to assure resident comparability. The specific variables used to match residents will vary according to the needs of the substantive project; however, it is more efficient to arrange the matching in a hierarchical sequence. For example, matching on sex and race should proceed matching on age or household relationship. However, the user should carefully work through the possible changes in household structure that might result in an inappropriate rejection of a household. For example, a husband-wife family in year t which experienced a divorce and became a female headed household in year $t+1$ would fail the test for matching on sex of head. And, of course, a marriage could produce the similar situation of a match failure. Clearly, the more criteria used in matching records, the greater the accuracy, but also the greater the expense and fewer matches.

APPENDIX E

Definitions for Noncash Income

Food Stamps

The Food Stamp Act of 1977 defines this Federally-funded program as one intended to "permit low-income households to obtain a more nutritious diet."^{1/} Food purchasing power is increased by providing eligible households with coupons which can be used to purchase food. The Food and Nutrition Service of the U.S. Department of Agriculture (USDA) administers the Food Stamp Program through State and local welfare offices. The Food Stamp Program is the major national income support program which provides benefits to all low-income and low-resource households regardless of household characteristics (e.g., sex, age, disability, etc.). The questions on participation in the Food Stamp Program in the March 1980 CPS were designed to identify households in which one or more of the current members received food stamps during 1979. Once a food stamp household was identified, a question was asked to determine the number of current household members covered by food stamps during 1979. Questions were also asked about the number of months food stamps were received during 1979 and the total face value of all food stamps received during that period.

^{1/} From title XIII of P.L. 95-113, The Food Stamp Act of 1977, declaration of policy.

School Lunches

The National School Lunch Program is designed "to help safeguard the health and well-being of the Nation's children by assisting the States in providing an adequate supply of foods"^{2/} for all children at moderate cost. Additional assistance is provided for children determined by local school officials to be unable to pay the "full established" price for lunches. The program is administered by the Food and Nutrition Service of the U.S. Department of Agriculture (USDA) through State educational agencies or through regional USDA nutrition services for nonprofit private schools. The program is funded by a combination of Federal funds and matching State funds.

All students eating lunches prepared at participating schools pay less than the total cost of the lunches. Some students pay the "full established" price for lunch (which itself is subsidized) while others pay a "reduced" price for lunch, and still others receive a "free" lunch. Program regulations require students receiving free lunches to live in households with incomes below 125 percent of the official poverty level. Those students receiving a reduced-price school lunch (10 to 20 cents per meal) live in households with incomes between 125 percent and 195 percent of the official poverty level. Over half of the children benefiting from this program during 1979 paid the full price. Most others received free lunches; only about six percent of all children benefiting from the school lunch program paid a reduced

^{2/}

From P.L. 79-396, The National School Lunch Act of 1946, declaration of policy. P.L. 91-248 further amended the P.L. 79-396 to provide free and reduced-price school lunches for children of needy families in 1970.

price.^{3/} The data in this report, however, do not distinguish between reciprocity of free and reduced-price school lunches.

The questions on the March 1980 CPS provide a very limited amount of data for the school lunch program. Questions concerning the school lunch program were designed to identify the number of members 5 to 18 years old in households who "usually" ate a hot lunch. This defined the universe of household members usually receiving this noncash benefit. This was followed by a question to identify the number of members receiving free or reduced price lunches.

^{3/} Congressional Budget Office report entitled, "Feeding Children: Federal Child Nutrition Policy in the 1980's", May 1980, page 21.

Public or Other Subsidized Housing

There are several programs designed to "remedy the unsafe and unsanitary housing conditions and the acute shortage of decent, safe, and sanitary dwellings for families of low income."^{4/} Among these, the most important are: Low Rent Public Housing, and Sections 8, 236, and 101 (rent supplements) of the U.S. Housing Act. Low Rent Public Housing projects are owned, managed, and administered by a local housing authority. Partial financing may be provided by the State or the Department of Housing and Urban Development. Participation in public housing is determined by two factors: program eligibility and the availability of housing. Income standards for initial and continuing occupancy vary by local housing authority, although the limits are constrained by Federal guidelines. Rental charges, which, in turn, define net benefits, are set by a Federal statute not to exceed 25 percent of net monthly money income. A recipient unit can either be a family of two or more related persons or an individual who is handicapped, elderly, or displaced by urban renewal or natural disaster.

There are some programs through which housing assistance is provided to low-income families and individuals living in public or privately owned dwellings. Two of the more common types of programs in which Federal, State, and local funds are used to subsidize private sector housing are rent supplement and interest reduction plans. Under a rent supplement plan (e.g., Sections 8 and 101) the difference between the "fair market" rent and the rent charged to the tenant is paid to the owner by a government agency. Under an interest

^{4/} From P.L. 75-412, The United States Housing Act of 1937, declaration of policy.

reduction program (e.g., Section 236) the amount of interest paid on the mortgage by the owner is reduced so that subsequent savings can be passed along to low-income tenants in the form of lower rent charges.

There were two questions dealing with public and low cost housing on the March 1980 CPS supplement questionnaire. The first question identified residence in a housing unit owned by a public agency. The second question identified beneficiaries who were not living in public housing projects, but who were paying lower rent due to a government subsidy. These questions differed from other questions covering noncash benefits in that they established current reciprocity status (as of the third week in March 1980) rather than reciprocity status during 1979. No information on Federally subsidized home ownership (e.g., Section 235) or subsidized mortgage interest guarantees (e.g., FHA and VA) was collected.

Medicare

The Medicare Program consists of two separate but complementary health plans to provide adequate medical care for the aged and disabled. The Basic Hospital Insurance Plan (Part A) "is designed to provide basic protection against the costs of hospital and related post-hospital services."^{5/} This plan also covers many persons under 65 years old who receive Social Security or Railroad Retirement benefits based on long-term disability. Part A is financed jointly by employers and employees through Social Security payroll deductions. Qualified persons 65 years old and over who are not otherwise eligible for Part A benefits may pay premiums directly to obtain this coverage. The Medical Insurance Plan (Part B) is a voluntary plan which builds upon the hospital insurance protection provided by the basic plan. It provides insurance protection covering physicians' and surgeons' services and a variety of medical and other health services received either in hospitals or on an ambulatory basis. It is financed through monthly premium payments (about \$8.50 per month in 1979) by each enrollee, and subsidized by Federal general revenue funds.

The Medicare question on the March 1980 CPS attempted to identify all persons 15 years old and over who were "covered" by Medicare at any time during 1979. The term "covered" means enrolled in the Medicare Program. In order to be counted, the person did not necessarily have to receive medical care paid for by Medicare.

^{5/}

As specified in Section 1811 of title XVIII of the 1965 Amendments to PL 89-97, The Social Security Act, "Health Insurance for the Aged."

Medicaid

The Medicaid Program is designed "to furnish medical assistance on behalf of needy families with dependent children, and of aged, blind, or permanently and totally disabled individuals whose incomes and resources are insufficient to meet the costs of necessary medical services."^{6/} The program is administered by State agencies through grants from the Health Care Financing Administration of the Department of Health and Human Services. Funding for medical assistance payments consists of a combination of Federal, State, and in some cases, local funds,

Medicaid is for the most part a categorical program with complex eligibility rules which vary from State to State. There are two basic groups of eligible individuals: the categorically eligible and the medically needy. The major categorically eligible groups are all Aid to Families with Dependent Children (AFDC) recipients and most Supplemental Security Income (SSI) recipients. Other categorically eligible groups are (1) those who meet basic State cash assistance eligibility rules--aged, blind, disabled, needy single parents with children, and, in some States, needy unemployed parents with children, but who are not currently receiving money payments; and (2) needy persons who meet categorical eligibility standards but are institutionalized for medical reasons (e.g., low-income elderly persons in nursing homes). However, such institutionalized persons are not included in the CPS universe and, therefore, are not reflected in these statistics.

^{6/}

From title XIX of the 1965 Amendments to P.L. 89-97, The Social Security Act, "Grants to States for Medical Assistance Programs," declaration of policy.

In roughly one-half of the States, coverage is extended to the medically needy--persons meeting categorical age, sex, or disability criteria, whose money incomes and assets exceed eligibility levels for cash assistance but are not sufficient to meet the cost of medical care. In such States, qualifying income and asset levels are usually above those set for cash assistance. Families with large medical expenses relative to their incomes and assets may also meet medically needy eligibility standards in these States.

The Medicaid question on the March 1980 CPS attempted to identify all persons who were "covered" by Medicaid at any time during 1979. The term "covered" means enrolled in the Medicaid program, i.e., had a Medicaid medical assistance card, or incurred medical bills which were paid for by Medicaid. In order to be counted, the person did not have to receive medical care paid for by Medicaid.

After data collection and creation of an initial microdata file, further refinements were made to assign Medicaid coverage to children. In this procedure all children under 21 years old in families were assumed to be covered by Medicaid if either the householder or spouse reported being covered by Medicaid (this procedure was required mainly because the Medicaid coverage question was asked only for persons 15 years old and over). All adult AFDC recipients and their children, and SSI recipients living in States which legally require Medicaid coverage of all SSI recipients, were also assigned coverage.

Employer-Provided Noncash Benefits: Pension Plans and Group Health
Insurance Coverage

The March 1980 CPS collected a limited amount of information on employer and union-provided group health insurance and pension plan coverage for civilian persons 15 years old and over who worked during 1979. These workers were asked about their participation in pension and group health insurance plans provided by employers or unions. Workers who participated in group health insurance plans were asked whether or not their employer or union helped pay for part (or all) of the health insurance premium. This report assumes that all workers covered by pension plans were receiving a subsidy from their employer.

APPENDIX F

Source and Reliability Statement

This information will be available at a later date.